



# Result Book

27th Summer Universiade in Kazan 2013



## Water Polo





## Competition Schedule


Расписание соревнований

As of FRI 5 JUL 2013

Date	Start Time	Teams	Phase	Game No.
FRI 5 JUL	12:30	USA - BRA	Preliminary Round - Group B	1
	14:00	JPN - AUS	Preliminary Round - Group A	2
	15:30	SRB - MNE	Preliminary Round - Group B	3
	17:00	HUN - GEO	Preliminary Round - Group A	4
	18:30	ITA - BEL	Preliminary Round - Group B	5
SUN 7 JUL	20:00	RUS - CAN	Preliminary Round - Group A	6
	12:30	SRB - ITA	Preliminary Round - Group B	7
	14:00	BRA - BEL	Preliminary Round - Group B	8
	15:30	MNE - USA	Preliminary Round - Group B	9
	17:00	CAN - JPN	Preliminary Round - Group A	10
MON 8 JUL	18:30	AUS - GEO	Preliminary Round - Group A	11
	20:00	RUS - HUN	Preliminary Round - Group A	12
	12:30	CAN - GEO	Preliminary Round - Group A	13
	14:00	SRB - USA	Preliminary Round - Group B	14
	15:30	ITA - BRA	Preliminary Round - Group B	15
WED 10 JUL	17:00	BEL - MNE	Preliminary Round - Group B	16
	18:30	HUN - AUS	Preliminary Round - Group A	17
	20:00	RUS - JPN	Preliminary Round - Group A	18
	12:30	SRB - BRA	Preliminary Round - Group B	19
	14:00	JPN - GEO	Preliminary Round - Group A	20
THU 11 JUL	15:30	USA - BEL	Preliminary Round - Group B	21
	17:00	CAN - HUN	Preliminary Round - Group A	22
	18:30	MNE - ITA	Preliminary Round - Group B	23
	20:00	RUS - AUS	Preliminary Round - Group A	24
	12:30	SRB - BEL	Preliminary Round - Group B	25
SAT 13 JUL	14:00	BRA - MNE	Preliminary Round - Group B	26
	15:30	USA - ITA	Preliminary Round - Group B	27
	17:00	AUS - CAN	Preliminary Round - Group A	28
	18:30	JPN - HUN	Preliminary Round - Group A	29
	20:00	RUS - GEO	Preliminary Round - Group A	30
MON 15 JUL	12:30	6A - 6B	Consolation Round (9-12)	31
	14:00	5A - 5B	Consolation Round (9-12)	32
	15:30	2B - 3A	Quarterfinal Round	33
	17:00	2A - 3B	Quarterfinal Round	34
	18:30	1A - 4B	Quarterfinal Round	35
TUE 16 JUL	20:00	1B - 4A	Quarterfinal Round	36
	12:30	6B - 5A	Consolation Round (9-12)	37
	14:00	5B - 6A	Consolation Round (9-12)	38
	15:30	Loser 36 - Loser 34	Classification 5th/8th	39
	17:00	Loser 33 - Loser 35	Classification 5th/8th	40
WED 17 JUL	18:30	Winner 36 - Winner 34	Semifinal Round	41
	20:00	Winner 33 - Winner 35	Semifinal Round	42
TUE 16 JUL	11:00	Loser 39 - Loser 40	Classification 5th/8th Round (7th/8th Place)	43
	12:30	Winner 39 - Winner 40	Classification 5th/8th Round (5th/6th Place)	44
WED 17 JUL	11:15	Loser 41 - Loser 42	Final Round (Bronze Medal Match)	45
	13:00	Winner 41 - Winner 42	Final Round (Gold Medal Match)	46

### NOTES

TBD\* start times for Quarterfinal and Semifinal Round matches will be decided after participating teams are known

Timing and Results provided by  TISSOT



## Competition Schedule


Расписание соревнований

As of FRI 5 JUL 2013

Date	Start Time	Teams	Phase	Game No.
SAT 6 JUL	11:30	AUS - FRA	Preliminary Round - Group B	1
	11:30	USA - HUN	Preliminary Round - Group B	3
	13:00	ITA - CAN	Preliminary Round - Group A	2
	13:00	RUS - JPN	Preliminary Round - Group A	4
MON 8 JUL	15:30	AUS - HUN	Preliminary Round - Group B	5
	17:00	ITA - JPN	Preliminary Round - Group A	6
	18:30	USA - FRA	Preliminary Round - Group B	7
	20:00	RUS - CAN	Preliminary Round - Group A	8
WED 10 JUL	15:30	CAN - JPN	Preliminary Round - Group A	9
	17:00	FRA - HUN	Preliminary Round - Group B	10
	18:30	AUS - USA	Preliminary Round - Group B	11
	20:00	ITA - RUS	Preliminary Round - Group A	12
FRI 12 JUL	15:30	1A - 4B	Quarterfinal Round	13
	17:00	2A - 3B	Quarterfinal Round	14
	18:30	3A - 2B	Quarterfinal Round	15
	20:00	4A - 1B	Quarterfinal Round	16
SUN 14 JUL	15:30	Loser 13 - Loser 15	Classification 5th/8th	17
	17:00	Loser 14 - Loser 16	Classification 5th/8th	18
	18:30	Winner 13 - Winner 15	Semifinal Round	19
	20:00	Winner 14 - Winner 16	Semifinal Round	20
TUE 16 JUL	15:00	Loser 17 - Loser 18	Classification 5th/8th Round (7th/8th Place)	21
	16:30	Winner 17 - Winner 18	Classification 5th/8th Round (5th/6th Place)	22
	18:00	Loser 19 - Loser 20	Final Round (Bronze Medal Match)	23
	19:45	Winner 19 - Winner 20	Final Round (Gold Medal Match)	24

### NOTES

TBD\* start times for Quarterfinal and Semifinal Round matches will be decided after participating teams are known

Timing and Results provided by  TISSOT



## Medallists by Event

Медалисты по дисциплинам

As of WED 17 JUL 2013

After 2 of 2 Events

Event	Date	Medal	Name	Ctry Code
Men	17 JUL 2013	GOLD	BARABAS Botond BISZTRITSANYI David (C) CHILKO Marton Bence ERDELYI Balazs HALEK Marton JUHASZ Zsolt KORENYI Balazs KOVACS Gabor MEZEI Tamas SOMOGYI Balazs SZECSI David SZENTESI Adam TOTH Marton	HUN
		SILVER	ANDRUKOV Stepan ASHAEV Artem BUYAK Victor KORNEEV Kirill KOSTROV Evgeniy LATYPOV Adel LAZAREV Nikolay LISUNOV Sergei (C) NAGAEV Ivan ODINTSOV Artem RIZOV-ALENICHEV Aleksei TIMAKOV Vladislav ZINNATULLIN Albert	RUS
		BRONZE	ASANOVIC Mateja DEDOVIC Nikola DRAKSIMOVIC Marko MARKOVIC Dusan MILICEVIC Mihajlo MILICIC Milos POPOVIC Boris RACKOV Ivan RASOVIC Strahinja STOJCIC Nenad VAPENSKI Boris (C) VUKSANOVIC Srdan ZIVOJINOVIC Stefan	SRB



## Medallists by Event

Медалисты по дисциплинам

As of WED 17 JUL 2013

Event	Date	Medal	Name	Ctry Code
Women	16 JUL 2013	GOLD	ANTONOVA Alexandra ANTONOVA Diana BELIAEVA Olga GRINEVA Anna IVANOVA Evgeniya (C) KARIMOVA Elvina KARNAUKH Anna KRIMER Ksenia LISUNOVA Ekaterina PERFILIEVA Nataliya PROKOFYEVA Ekaterina USTUKHINA Anna ZELENTSOVA Ekaterina	RUS
		SILVER	ARKOSY Lilla CSABAI Dora DALMADY Petra DALMADY Szandra Kata GANGL Edina GEMES Alexa Anett GUNDL Diana Agnes HEVESI Anita KISTELEKI Hanna Anna KOC SIS Laura POCSI Bianka (C) SOMHEGYI Noemi ZAJACZ Hanna	HUN
		BRONZE	BARTOLINI Giulia BARZON Laura BENCARDINO Martina DROCCO Laura GIACHI Gloria GORLERO Giulia MILLO Alessia MOTTA Silvia (C) SAVIOLI Ilaria SAVIOLI Martina TEANI Laura VERDE Medea VERDUCCI Martina	ITA



## Medal Standings

Медальный зачет

As of WED 17 JUL 2013

After 2 of 2 Events

Rank	Ctry	Men				Women				Total				Rank by Total
		G	S	B	Tot	G	S	B	Tot	G	S	B	Tot	
1	HUN - Hungary	1			1		1		1	1	1		2	=1
1	RUS - Russian Fed.		1		1	1			1	1	1		2	=1
3	ITA - Italy							1	1			1	1	=3
3	SRB - Serbia			1	1							1	1	=3
<b>Total:</b>		<b>1</b>	<b>1</b>	<b>1</b>	<b>3</b>	<b>1</b>	<b>1</b>	<b>1</b>	<b>3</b>	<b>2</b>	<b>2</b>	<b>2</b>	<b>6</b>	

### LEGEND


= Equal sign indicates that two or more NOCs share the same rank by total

**B** Bronze

**G** Gold

**S** Silver

**Tot** Total

Timing and Results provided by  **TISSOT**



# Result Book

27th Summer Universiade in Kazan 2013



## Water Polo

Men's





## Team Roster

Состав команд

As of THU 4 JUL 2013

### AUS - Australia

Cap No.	Name	Pos	L/R	Height m / ft in	Weight kg / lbs	Date of Birth	Club
1	SLADE Edward	GK	R	1.95 / 6'5"	92 / 203	28 MAR 1991	
2	SMITH Fraser	FP	R	1.93 / 6'4"	95 / 209	20 APR 1995	
3	GODFREY Nicholas	FP	R	1.93 / 6'4"	92 / 203	22 OCT 1992	
4	HUGHES Nicholas	FP	R	1.80 / 5'11"	74 / 163	23 JUL 1994	
5	REDBOND Nicholas	FP	R	1.97 / 6'6"	105 / 231	8 JUL 1992	
6	DYSON Christopher	FP	L	1.86 / 6'1"	95 / 209	19 JUL 1990	
7	SINDONE Pau	FP	R	1.94 / 6'4"	84 / 185	29 JUN 1993	
8	TRABINGER Justin	FP	R	1.94 / 6'4"	95 / 209	12 OCT 1994	
9	HANNAN Matthew	FP	R	1.87 / 6'2"	84 / 185	1 JUL 1993	
10	FANNON James	FP	R	1.88 / 6'2"	93 / 205	28 MAR 1991	
11	FORD Andrew	FP	R	1.84 / 6'0"	80 / 176	21 APR 1995	
12	EDWARDS Blake (C)	FP	R	1.86 / 6'1"	92 / 203	14 FEB 1992	
13	FORD George	FP	R	1.95 / 6'5"	100 / 220	23 FEB 1993	


**Head Coach** KOVALENKO Andrei  
**Official** QUINSEE Michael

#### NOTES

Number of international matches played, include only FINA and Continental Competitions matches (friendly matches not included).

#### LEGEND

<b>(C)</b> Captain	<b>CB</b> Centre Back	<b>CF</b> Centre Forward	<b>D</b> Driver	<b>GK</b> Goalkeeper
<b>Int'l.</b> International	<b>L</b> Left	<b>L/R</b> Handedness		
<b>Pos</b> Playing Position	<b>R</b> Right			

Timing and Results provided by  **TISSOT**





## Team Roster

Состав команд

As of THU 4 JUL 2013

### BEL - Belgium

Cap No.	Name	Pos	L/R	Height m / ft in	Weight kg / lbs	Date of Birth	Club
1	van DOORN Jorden	GK	R	1.87 / 6'2"	78 / 172	19 DEC 1990	
2	HEIRMAN Greg	FP	R	1.77 / 5'10"	72 / 159	1 SEP 1991	
3	PUBLIE Sven	FP	L	1.94 / 6'4"	89 / 196	13 JUN 1991	
4	VERVOORT Kevin	FP	R	1.76 / 5'9"	75 / 165	13 OCT 1991	
5	COOLS Ruben	FP	R	1.88 / 6'2"	80 / 176	18 MAR 1985	
6	HERMAN Thomas	FP	R	1.92 / 6'4"	97 / 214	29 JUN 1988	
7	POELMANS Nick	FP	R	1.88 / 6'2"	80 / 176	31 JAN 1988	
8	de BACKER Nick	FP	R	1.88 / 6'2"	89 / 196	6 MAR 1989	
9	VERSCHUREN Gerry	FP	L	1.93 / 6'4"	90 / 198	18 MAR 1993	
10	MARENNE Arnaud	FP	R	1.85 / 6'1"	68 / 150	23 SEP 1991	
11	GOFFIN Nicolas	FP	R	1.93 / 6'4"	83 / 183	10 JAN 1989	
13	PARMENTIER Arthur	GK	R	1.93 / 6'4"	79 / 174	19 DEC 1992	


**Head Coach** FULGEANU Niculae  
**Official** POLLAK Bernard

#### NOTES

Number of international matches played, include only FINA and Continental Competitions matches (friendly matches not included).

#### LEGEND

<b>(C)</b> Captain	<b>CB</b> Centre Back	<b>CF</b> Centre Forward	<b>D</b> Driver	<b>GK</b> Goalkeeper
<b>Int'l.</b> International	<b>L</b> Left	<b>L/R</b> Handedness		
<b>Pos</b> Playing Position	<b>R</b> Right			

Timing and Results provided by  **TISSOT**



## Team Roster

Состав команд

As of THU 4 JUL 2013

### BRA - Brazil

Cap No.	Name	Pos	L/R	Height m / ft in	Weight kg / lbs	Date of Birth	Club
1	BEZERRA Thye	GK		1.87 / 6'2"	90 / 198	22 AUG 1987	
2	CRIVELLA Jonas	FP		1.80 / 5'11"	85 / 187	30 APR 1988	
3	MIRANDA Henrique	FP		1.80 / 5'11"	90 / 198	10 JUL 1986	
4	COUTINHO Gustavo	FP		1.80 / 5'11"	85 / 187	11 DEC 1991	
5	VIEIRA Emilio (C)	FP		1.80 / 5'11"	88 / 194	23 JUL 1987	
6	PINTO JUNIOR Marcos	FP		1.85 / 6'1"	90 / 198	27 MAY 1993	
7	BACHES DELGADO Adrian	FP		1.80 / 5'11"	87 / 192	7 APR 1990	
8	CRUZ SOARES Anderson	FP		1.90 / 6'3"	92 / 203	23 AUG 1991	
9	ROCHA Bernardo	FP		1.85 / 6'1"	95 / 209	3 JUL 1989	
10	FRANCO Ruda	FP		1.85 / 6'1"	90 / 198	25 JUL 1986	
11	GUIMARAES Gustavo	FP		1.80 / 5'11"	85 / 187	24 JAN 1994	
12	CORREA Danilo	FP		1.90 / 6'3"	100 / 220	2 SEP 1988	
13	BRAGA Lucas	GK		1.90 / 6'3"	85 / 187	3 JUL 1992	


**Head Coach** BLAZEVIC Mirko (SRB)

#### NOTES

Number of international matches played, include only FINA and Continental Competitions matches (friendly matches not included).

#### LEGEND

<b>(C)</b> Captain	<b>CB</b> Centre Back	<b>CF</b> Centre Forward	<b>D</b> Driver	<b>GK</b> Goalkeeper
<b>Int'l.</b> International	<b>L/R</b> L/R Handedness			<b>Pos</b> Playing Position

Timing and Results provided by  **TISSOT**



## Team Roster

Состав команд

As of THU 4 JUL 2013

### CAN - Canada

Cap No.	Name	Pos	L/R	Height m / ft in	Weight kg / lbs	Date of Birth	Club
1	RADENOVIC Milan	GK	R	1.98 / 6'6"	88 / 194	24 AUG 1993	
2	BOSKOVIC Dusan	FP	R	1.90 / 6'3"	88 / 194	9 MAY 1995	
3	CURCIJA Nikola	FP	R	1.78 / 5'10"	84 / 185	18 NOV 1995	
4	PELLAND Martin	FP	R	1.86 / 6'1"	77 / 170	24 APR 1994	
5	HENNING Oscar Wylie	FP	R	1.85 / 6'1"	93 / 205	4 NOV 1995	
6	DABIC Matija	FP	R	1.83 / 6'0"	72 / 159	21 JUN 1995	
7	BJELICA Marko	FP	L	1.88 / 6'2"	91 / 201	4 JUN 1995	
8	LAPINS David William	FP	R	1.92 / 6'4"	95 / 209	30 JUN 1994	
9	MITROVIC Nikola	FP	R	1.90 / 6'3"	84 / 185	9 NOV 1993	
10	PERRY Connor Tremain	FP	R	1.90 / 6'3"	89 / 196	3 SEP 1994	
11	THUMWOOD Devon Ross (C)	FP	R	1.80 / 5'11"	84 / 185	13 MAR 1994	
12	GRAHAM Eric Joseph Mayson	FP	R	1.75 / 5'9"	82 / 181	12 APR 1995	
13	SULLIVAN Daniel Robert	GK	R	1.91 / 6'3"	84 / 185	2 SEP 1995	


<b>Head Coach</b>	ROY Michel
<b>Official</b>	BUTLER Jessica
<b>Official</b>	COUILLARD Robert
<b>Official</b>	LIZE Sandra
<b>Official</b>	STEVENSON Kurt

#### NOTES

Number of international matches played, include only FINA and Continental Competitions matches (friendly matches not included).

#### LEGEND

<b>(C)</b> Captain	<b>CB</b> Centre Back	<b>CF</b> Centre Forward	<b>D</b> Driver	<b>GK</b> Goalkeeper
<b>Int'l.</b> International	<b>L</b> Left	<b>L/R</b> Handedness		
<b>Pos</b> Playing Position	<b>R</b> Right			

Timing and Results provided by  **TISSOT**



## Team Roster

Состав команд

As of FRI 5 JUL 2013

### GEO - Georgia

Cap No.	Name	Pos	L/R	Height m / ft in	Weight kg / lbs	Date of Birth	Club
1	PAVLENISHVILI Irakli	GK	R	1.94 / 6'4"	93 / 205	19 JUL 1993	
2	CHIKVINIDZE Levan	FP	R	1.94 / 6'4"	103 / 227	9 JAN 1993	
3	KARCHILADZE Giorgi	FP	R	1.83 / 6'0"	75 / 165	24 DEC 1993	
4	TUKVADZE Luka	FP	L	1.78 / 5'10"	72 / 159	11 JUL 1990	
5	BAKRADZE Davit	FP	R	1.93 / 6'4"	105 / 231	21 APR 1989	
6	KAVLASHVILI Levan	FP	R	1.89 / 6'2"	85 / 187	13 MAR 1992	
7	KARTVELISHVILI Giorgi	FP	R	1.88 / 6'2"	84 / 185	4 FEB 1993	
8	GELASHVILI Merab	FP	R	1.89 / 6'2"	105 / 231	8 FEB 1994	
9	URUSHADZE Alexander (C)	FP	R	1.90 / 6'3"	85 / 187	5 MAY 1993	
10	SULADZE Givi	FP	R	1.88 / 6'2"	85 / 187	7 OCT 1993	
11	GIORGADZE Kukuri	FP	R	1.85 / 6'1"	85 / 187	7 OCT 1990	
12	BUGADZE Luka	FP	R	1.86 / 6'1"	90 / 198	28 JUN 1992	
13	SHUBLADZE Nikoloz	GK	R	1.90 / 6'3"	85 / 187	27 DEC 1993	


**Head Coach** KALANDADZE Levan

#### NOTES

Number of international matches played, include only FINA and Continental Competitions matches (friendly matches not included).

#### LEGEND

<b>(C)</b> Captain	<b>CB</b> Centre Back	<b>CF</b> Centre Forward	<b>D</b> Driver	<b>GK</b> Goalkeeper
<b>Int'l.</b> International	<b>L</b> Left	<b>L/R</b> Handedness		
<b>Pos</b> Playing Position	<b>R</b> Right			

Timing and Results provided by  **TISSOT**



## Team Roster

Состав команд

As of THU 4 JUL 2013

### HUN - Hungary

Cap No.	Name	Pos	L/R	Height m / ft in	Weight kg / lbs	Date of Birth	Club
1	BISZTRITSANYI David (C)	GK		1.87 / 6'2"	85 / 187	7 JUN 1987	
2	KORENYI Balazs	FP		1.82 / 6'0"	85 / 187	10 JAN 1991	
3	SZENTESI Adam	FP		1.82 / 6'0"	105 / 231	2 DEC 1991	
4	HALEK Marton	FP		1.85 / 6'1"	86 / 190	9 OCT 1990	
5	SZECSI David	FP		1.89 / 6'2"	98 / 216	28 DEC 1987	
6	KOVACS Gabor	FP		1.90 / 6'3"	95 / 209	30 APR 1989	
7	MEZEI Tamas	FP		1.98 / 6'6"	102 / 225	14 SEP 1990	
8	TOTH Marton	FP		1.93 / 6'4"	104 / 229	28 SEP 1985	
9	ERDELYI Balazs	FP		1.96 / 6'5"	96 / 212	16 FEB 1990	
10	JUHASZ Zsolt	FP		1.78 / 5'10"	80 / 176	8 JUN 1985	
11	CHILKO Marton Bence	FP		1.91 / 6'3"	88 / 194	8 JUL 1990	
12	SOMOGYI Balazs	FP		2.01 / 6'7"	98 / 216	1 AUG 1985	
13	BARABAS Botond	GK		1.90 / 6'3"	90 / 198	8 JUL 1991	

**Head Coach** DR. VINCZE Balazs Levente  
**Official** BECSEY Peter  
**Official** DR. BECK Gyoergy  
**Official** VARI Attila

#### NOTES

Number of international matches played, include only FINA and Continental Competitions matches (friendly matches not included).

#### LEGEND

(C) Captain      CB Centre Back      CF Centre Forward      D Driver      GK Goalkeeper  
 Int'l. International      L/R Handedness      Pos Playing Position

Timing and Results provided by  **TISSOT**



## Team Roster

Состав команд

As of FRI 5 JUL 2013

### ITA - Italy

Cap No.	Name	Pos	L/R	Height m / ft in	Weight kg / lbs	Date of Birth	Club
1	MUGELLI Luca	GK		1.86 / 6'1"	85 / 187	17 JUL 1991	
2	DAMONTE Luca	FP	L	1.90 / 6'3"	85 / 187	3 APR 1992	
3	di SOMMA Alessandro	FP			86 / 190	23 NOV 1988	
4	LUONGO Stefano (C)	FP			85 / 187	5 JAN 1990	
5	LANZONI Giacomo	FP			88 / 194	12 NOV 1993	
6	COPPOLI Francesco	FP		1.92 / 6'4"	98 / 216	27 DEC 1989	
7	STEARDO Davide	FP		1.88 / 6'2"	88 / 194	12 NOV 1991	
8	MARZIALI Luca	FP		1.82 / 6'0"	94 / 207	15 APR 1991	
9	GITTO Matteo	FP		1.87 / 6'2"	85 / 187	2 JUL 1991	
10	MANDOLINI Jacopo	FP		1.93 / 6'4"	102 / 225	29 JAN 1989	
11	BINI Giacomo	FP	L	1.94 / 6'4"	97 / 214	5 SEP 1990	
12	di FULVIO Andrea	FP		1.85 / 6'1"	85 / 187	21 JUN 1988	
13	VASSALLO Gabriele	GK		1.83 / 6'0"	88 / 194	1 MAY 1993	

**Head Coach** MIRARCHI Maurizio  
**Official** CASTELLI Arnaldo  
**Official** GRASSI Giacomo

#### NOTES

Number of international matches played, include only FINA and Continental Competitions matches (friendly matches not included).

#### LEGEND

**(C)** Captain                      **CB** Centre Back                      **CF** Centre Forward                      **D** Driver                      **GK** Goalkeeper  
**Int'l.** International                      **L** Left                      **L/R** Handedness

**Pos** Playing Position

Timing and Results provided by  **TISSOT**



## Team Roster

Состав команд

As of THU 4 JUL 2013

### JPN - Japan

Cap No.	Name	Pos	L/R	Height m / ft in	Weight kg / lbs	Date of Birth	Club
1	KATO Renya	GK	R	1.79 / 5'10"	74 / 163	17 FEB 1992	
2	KONNO Yohei	FP	R	1.80 / 5'11"	80 / 176	22 FEB 1993	
3	ICHIKAWA Masahiro	FP	R	1.78 / 5'10"	75 / 165	11 MAY 1993	
4	SHIGA Mitsuaki	FP	R	1.77 / 5'10"	75 / 165	16 SEP 1991	
5	SUGANE Daiki	FP	R	1.77 / 5'10"	77 / 170	9 OCT 1993	
6	MATSUDA Haruka	FP	R	1.80 / 5'11"	82 / 181	22 FEB 1992	
7	HEMMI Yuta	FP	R	1.71 / 5'7"	74 / 163	19 MAY 1991	
8	KADONO Yuki	FP	L	1.77 / 5'10"	72 / 159	14 SEP 1990	
9	TAKEI Koji (C)	FP	R	1.76 / 5'9"	78 / 172	30 JUL 1990	
10	ARAI Atsushi	FP	R	1.69 / 5'7"	62 / 137	3 FEB 1994	
11	EZAKI Daichi	FP	R	1.71 / 5'7"	64 / 141	14 OCT 1990	
12	YOSHIMITSU Takaaki	FP	R	1.80 / 5'11"	75 / 165	7 JAN 1992	
13	FUKUSHIMA Tomoyoshi	GK	R	1.77 / 5'10"	75 / 165	3 JUN 1993	


**Head Coach** MOTOMIYA Makihiro  
**Official** CHOSA Shinji  
**Official** KATSUHARA Hiroshi  
**Official** OMOTO Yoji

#### NOTES

Number of international matches played, include only FINA and Continental Competitions matches (friendly matches not included).

#### LEGEND

**(C)** Captain      **CB** Centre Back      **CF** Centre Forward      **D** Driver      **GK** Goalkeeper  
**Int'l.** International      **L** Left      **L/R** Handedness  
**Pos** Playing Position      **R** Right

Timing and Results provided by  **TISSOT**



## Team Roster

Состав команд

As of THU 4 JUL 2013

### MNE - Montenegro

Cap No.	Name	Pos	L/R	Height m / ft in	Weight kg / lbs	Date of Birth	Club
1	LAZOVIC Dejan	GK				8 FEB 1990	
2	VICO Nemanja	FP				19 NOV 1994	
3	MARKOVIC Nikola	FP				15 MAY 1992	
4	GOPCEVIC Marko	FP				3 SEP 1990	
5	KOVACEVIC Stefan	FP				13 FEB 1994	
6	POPOVIC Miljan	FP				8 AUG 1992	
7	POROBIC Igor	FP				21 APR 1993	
8	SARIC Jovan	FP				20 JAN 1991	
9	LATINOVIC Radovan	FP				16 JUL 1991	
10	MURISIC Nikola	FP				16 AUG 1992	
11	IVANCEVIC Marko	FP				15 APR 1989	
12	VUKMIROVIC Marko	FP				13 APR 1994	
13	KRALJ Aleksandro	GK				3 JAN 1990	


**Head Coach** PEJAKOVIC Drago  
**Official** LONCAREVIC Bruna  
**Official** VUKSANOVIC Lazar

#### NOTES

Number of international matches played, include only FINA and Continental Competitions matches (friendly matches not included).

#### LEGEND

<b>(C)</b> Captain	<b>CB</b> Centre Back	<b>CF</b> Centre Forward	<b>D</b> Driver	<b>GK</b> Goalkeeper
<b>Int'l.</b> International	<b>L/R</b> Handedness			<b>Pos</b> Playing Position

Timing and Results provided by  **TISSOT**





## Team Roster

Состав команд

As of THU 4 JUL 2013

### RUS - Russian Fed.

Cap No.	Name	Pos	L/R	Height m / ft in	Weight kg / lbs	Date of Birth	Club
1	KOSTROV Evgeniy	GK	R	1.95 / 6'5"	86 / 190	7 NOV 1988	
2	LAZAREV Nikolay	FP	L	1.91 / 6'3"	90 / 198	26 FEB 1992	
3	ODINTSOV Artem	FP	R	1.96 / 6'5"	106 / 234	16 JAN 1988	
4	RIZOV-ALENICHEV Aleksei	FP	R	2.01 / 6'7"	85 / 187	20 FEB 1989	
5	ZINNATULLIN Albert	FP	R	1.98 / 6'6"	98 / 216	27 APR 1990	
6	ASHAEV Artem	FP	R	1.91 / 6'3"	94 / 207	5 DEC 1988	
7	TIMAKOV Vladislav	FP	L	1.91 / 6'3"	105 / 231	20 JUL 1993	
8	NAGAEV Ivan	FP	R	1.90 / 6'3"	90 / 198	30 NOV 1993	
9	LATIPOV Adel	FP	R			16 DEC 1990	
10	BUYAK Victor	FP	R	1.94 / 6'4"	99 / 218	31 JAN 1991	
11	LISUNOV Sergei (C)	FP	R	2.00 / 6'7"	111 / 245	12 OCT 1986	
12	ANDRUKOV Stepan	FP	R	1.90 / 6'3"	90 / 198	11 FEB 1991	
13	KORNEEV Kirill	GK	R	1.86 / 6'1"	84 / 185	29 SEP 1994	


**Head Coach** KARABUTOV Vladimir  
**Official** BEREZIN Vladimir  
**Official** KOSTIKOV Konstantin  
**Official** KOZLOV Nikolay

#### NOTES

Number of international matches played, include only FINA and Continental Competitions matches (friendly matches not included).

#### LEGEND

**(C)** Captain      **CB** Centre Back      **CF** Centre Forward      **D** Driver      **GK** Goalkeeper  
**Int'l.** International      **L** Left      **L/R** Handedness  
**Pos** Playing Position      **R** Right

Timing and Results provided by  **TISSOT**



## Team Roster

Состав команд

As of THU 4 JUL 2013

### SRB - Serbia

Cap No.	Name	Pos	L/R	Height m / ft in	Weight kg / lbs	Date of Birth	Club
1	ZIVOJINOVIC Stefan	GK		1.98 / 6'6"	88 / 194	8 JUL 1989	
2	RASOVIC Strahinja	FP		1.89 / 6'2"	80 / 176	9 MAR 1992	
3	POPOVIC Boris	FP		1.97 / 6'6"	110 / 243	13 APR 1990	
4	MARKOVIC Dusan	FP		1.92 / 6'4"	98 / 216	3 MAY 1990	
5	MILICIC Milos	FP		1.91 / 6'3"	98 / 216	10 MAY 1991	
6	RACKOV Ivan	FP		1.87 / 6'2"	82 / 181	12 MAY 1989	
7	MILICEVIC Mihajlo	FP		1.88 / 6'2"	91 / 201	12 JUN 1993	
8	DEDOVIC Nikola	FP		1.89 / 6'2"	89 / 196	25 JAN 1992	
9	ASANOVIC Mateja	FP		1.92 / 6'4"	81 / 179	30 OCT 1995	
10	VAPENSKI Boris (C)	FP		1.91 / 6'3"	110 / 243	9 JAN 1990	
11	STOJCIC Nenad	FP		1.87 / 6'2"	102 / 225	19 JAN 1993	
12	VUKSANOVIC Srdan	FP		2.01 / 6'7"	84 / 185	5 JUL 1992	
13	DRAKSIMOVIC Marko	GK		1.87 / 6'2"	85 / 187	19 FEB 1987	

**Head Coach** STEVANOVIC Uros  
**Official** CIRIC Milos  
**Official** MARJANOVIC Ivan  
**Official** VUKANOVIC Igor

#### NOTES

Number of international matches played, include only FINA and Continental Competitions matches (friendly matches not included).

#### LEGEND

<b>(C)</b> Captain	<b>CB</b> Centre Back	<b>CF</b> Centre Forward	<b>D</b> Driver	<b>GK</b> Goalkeeper
<b>Int'l.</b> International	<b>L/R</b> Handedness			<b>Pos</b> Playing Position

Timing and Results provided by  **TISSOT**



## Team Roster

Состав команд

As of FRI 5 JUL 2013

### USA - United States

Cap No.	Name	Pos	L/R	Height m / ft in	Weight kg / lbs	Date of Birth	Club
1	DANNER Garrett	GK				14 APR 1994	
2	REYNOLDS Lucas	FP		1.96 / 6'5"	100 / 220	2 MAR 1991	
3	ZWANEVELD Alec	FP				11 APR 1994	
4	REYNOLDS Paul	FP		1.85 / 6'1"	77 / 170	6 OCT 1992	
5	ROBERTS Ryder	FP				8 NOV 1994	
6	PICKELL Paul	FP				15 JUN 1990	
7	McCLINTICK Daniel	FP				29 OCT 1994	
8	DABOUB Anthony	FP				15 DEC 1993	
9	LENHART Daniel	FP				9 MAR 1992	
10	RAMIREZ Chancellor	FP				1 OCT 1994	
11	FAHLSING Christopher	FP				11 FEB 1992	
12	WENDT Christopher (C)	FP		1.90 / 6'3"	92 / 203	23 JAN 1991	
13	FELLNER Patrick	FP		1.88 / 6'2"	82 / 181	30 APR 1995	


**Head Coach** WRIGHT Adam  
**Official** BEAUBIEN JR. Layne  
**Official** HARTSHORNE James

#### NOTES

Number of international matches played, include only FINA and Continental Competitions matches (friendly matches not included).

#### LEGEND

<b>(C)</b> Captain	<b>CB</b> Centre Back	<b>CF</b> Centre Forward	<b>D</b> Driver	<b>GK</b> Goalkeeper
<b>Int'l.</b> International	<b>L/R</b> Handedness			<b>Pos</b> Playing Position

Timing and Results provided by  **TISSOT**



## Tournament Summary

Итоговые результаты турнира

As of WED 17 JUL 2013

### Preliminary Round

Group A								Matches				Goals			Class. Points
Rank		RUS	HUN	JPN	AUS	CAN	GEO	Played	Won	Lost	Ties	For	Against	Diff.	
1	RUS		9 - 8	13 - 11	12 - 7	23 - 4	21 - 3	5	5	0	0	78	33	+45	10
2	HUN	8 - 9		13 - 10	16 - 9	14 - 3	20 - 3	5	4	1	0	71	34	+37	8
3	JPN	11 - 13	10 - 13		10 - 7	25 - 8	35 - 6	5	3	2	0	91	47	+44	6
4	AUS	7 - 12	9 - 16	7 - 10		20 - 3	15 - 3	5	2	3	0	58	44	+14	4
5	CAN	4 - 23	3 - 14	8 - 25	3 - 20		10 - 9	5	1	4	0	28	91	-63	2
6	GEO	3 - 21	3 - 20	6 - 35	3 - 15	9 - 10		5	0	5	0	24	101	-77	0

Group B								Matches				Goals			Class. Points
Rank		ITA	SRB	USA	BRA	MNE	BEL	Played	Won	Lost	Ties	For	Against	Diff.	
1	ITA		8 - 7	7 - 6	11 - 10	9 - 13	28 - 1	5	4	1	0	63	37	+26	8
2	SRB	7 - 8		9 - 5	14 - 8	9 - 5	22 - 2	5	4	1	0	61	28	+33	8
3	USA	6 - 7	5 - 9		8 - 8	9 - 8	19 - 2	5	2	2	1	47	34	+13	5
4	BRA	10 - 11	8 - 14	8 - 8		7 - 6	19 - 3	5	2	2	1	52	42	+10	5
5	MNE	13 - 9	5 - 9	8 - 9	6 - 7		24 - 5	5	2	3	0	56	39	+17	4
6	BEL	1 - 28	2 - 22	2 - 19	3 - 19	5 - 24		5	0	5	0	13	112	-99	0

### Consolation Round

Group C						Matches				Goals			Class. Points
Rank		MNE	CAN	GEO	BEL	Played	Won	Lost	Ties	For	Against	Diff.	
1	MNE		9 - 3	17 - 2	24 - 5	3	3	0	0	50	10	+40	6
2	CAN	3 - 9		10 - 9	15 - 12	3	2	1	0	28	30	-2	4
3	GEO	2 - 17	9 - 10		7 - 5	3	1	2	0	18	32	-14	2
4	BEL	5 - 24	12 - 15	5 - 7		3	0	3	0	22	46	-24	0

Date	Start Time	Phase	Match No.	Teams	Result	Medal	Rank	Team
SAT 13 JUL	12:30	Consolation Round (9-12)	31	GEO - BEL	7 - 5	<b>Gold</b> <b>Silver</b> <b>Bronze</b>	1	HUN - Hungary
	14:00	Consolation Round (9-12)	32	CAN - MNE	3 - 9		2	RUS - Russian Fed.
	15:30	Quarterfinal Round	33	SRB - JPN	15 - 7		3	SRB - Serbia
	17:00	Quarterfinal Round	34	HUN - USA	12 - 7		4	ITA - Italy
	18:30	Quarterfinal Round	35	RUS - BRA	14 - 5		5	USA - United States
	20:00	Quarterfinal Round	36	ITA - AUS	8 - 5		6	JPN - Japan
MON 15 JUL	12:30	Consolation Round (9-12)	37	BEL - CAN	12 - 15	7	AUS - Australia	
	14:00	Consolation Round (9-12)	38	MNE - GEO	17 - 2	8	BRA - Brazil	
	15:30	Classification 5th/8th	39	AUS - USA	8 - 11	9	MNE - Montenegro	
	17:00	Classification 5th/8th	40	JPN - BRA	12 - 9	10	CAN - Canada	
	18:30	Semifinal Round	41	ITA - HUN	9 - 11	11	GEO - Georgia	
	20:00	Semifinal Round	42	SRB - RUS	11 - 12	12	BEL - Belgium	
TUE 16 JUL	11:00	Classification 5th/8th Round (7th/8th Place)	43	AUS - BRA	8 - 7			
	12:30	Classification 5th/8th Round (5th/6th Place)	44	USA - JPN	8 - 7			
WED 17 JUL	11:15	Final Round (Bronze Medal Match)	45	ITA - SRB	10 - 12			
	13:00	Final Round (Gold Medal Match)	46	HUN - RUS	5 - 4			



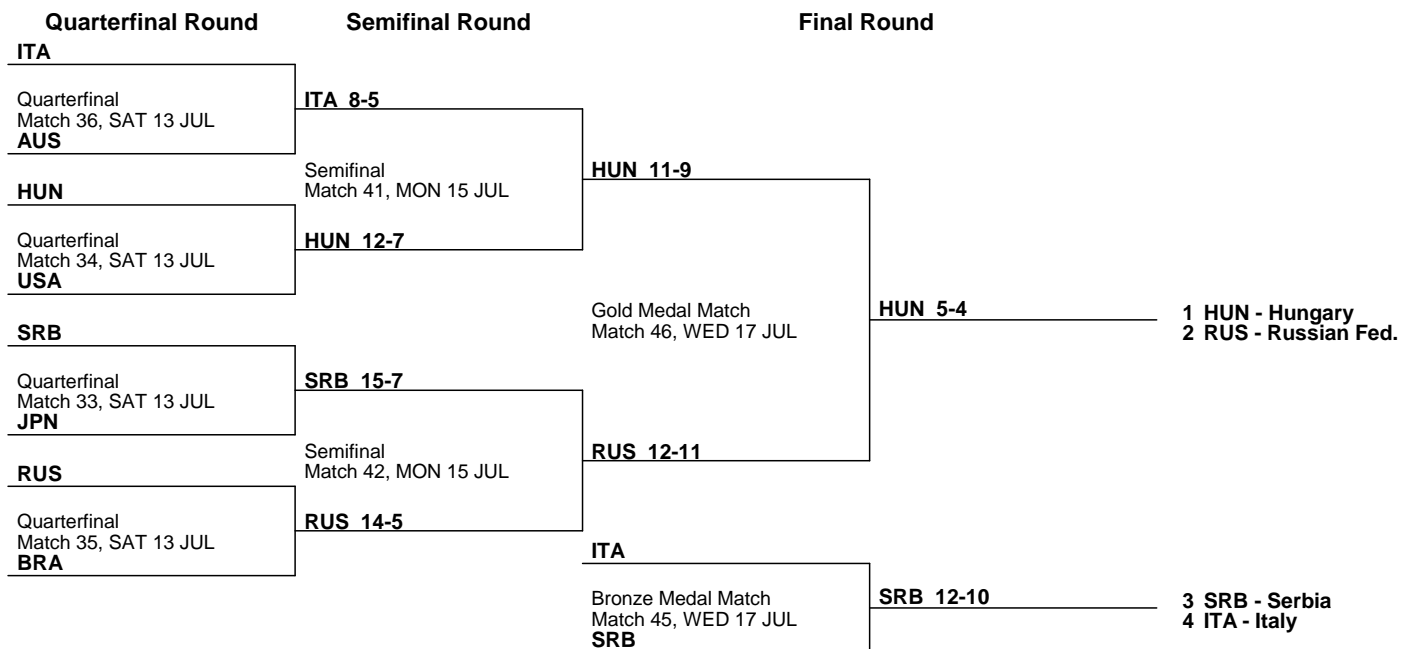
## Tournament Summary

Итоговые результаты турнира

As of WED 17 JUL 2013

### Final Rounds

### Final Standings



### Classification 5th/8th Place



#### LEGEND

Class. Classification      Diff. Difference

Timing and Results provided by TISSOT

## Cumulative Statistics

Суммарная статистика

### AUS - Australia After 8 matches

#### Preliminary Round

Cap No.	Name	MP	Min.	Goals/Shots								AS	TF	ST	BL	SP	Personal Fouls											
				Total	%	A	C	X	5m	PS	CA						20C	20F	2EX	P	EX							
1	SLADE Edward	5	160	0/2	0.0%					0/2																		
2	SMITH Fraser	5	76	6/9	66.7%	1/1	1/4	4/4																				
3	GODFREY Nicholas	5	74	3/6	50.0%	0/2	2/2	1/1	0/1																			
4	HUGHES Nicholas	5	54	0/4	0.0%	0/2		0/1	0/1																			
5	REDBOND Nicholas	5	84	4/19	21.1%	1/3	0/1	0/2	3/13																			
6	DYSON Christopher	5	94	7/15	46.7%	3/5			4/10																			
7	SINDONE Pau	5	97	12/26	46.2%	6/9	0/1	0/3	5/12																			
8	TRABINGER Justin	5	86	9/15	60.0%	1/1		4/4	4/10																			
9	HANNAN Matthew	5	43	1/4	25.0%		1/1		0/3																			
10	FANNON James	5	111	4/17	23.5%	2/5	0/2	0/1	0/5		1/2	1/2																
11	FORD Andrew	5	33	1/3	33.3%	0/1	0/1	1/1																				
12	EDWARDS Blake	5	120	7/22	31.8%	3/5	2/5	1/4	0/7																			
13	FORD George	5	90	4/19	21.1%	2/7		2/5	0/6																			
Totals				58/161	36.0%	19/41	6/17	13/26	16/70	1/2	3/5																	
Against				44/141	31.2%	14/34	7/13	11/34	7/50	2/5	3/5																	
Cap No.	Goalkeepers			Save/Shots										Time Outs					4									
Totals				47/91	51.6%	9/23	3/10	10/21	21/28	2/4	2/5	Exclusions with Substitution					5											
Totals				47/91	51.6%	9/23	3/10	10/21	21/28	2/4	2/5	Exclusions w/Subst after 4 min.					0											

Match	Possessions		EX	2EX	Goals (G) / Misses (M)										CT														
	#	Time			X		AA		FT		5mF		PS																
					G	M	G	M	G	M	G	M	G	M															
JPN - AUS	50	17:11	1		2	2	1	5		3	3	7	1																
AUS - GEO	47	15:15	1		4	3	9	9	1		1	6																	
HUN - AUS	45	17:10	1		3	5	5	7		2	1	12																	
RUS - AUS	39	17:07	2		1	1	1	6		3	5	11																	
AUS - CAN	48	17:01		1	3	2	12	8			5	10																	
Totals	229	1:23:44	5	1	13	13	28	35	1	8	15	46																	

#### Final Rounds

Cap No.	Name	MP	Min.	Goals/Shots								AS	TF	ST	BL	SP	Personal Fouls													
				Total	%	A	C	X	5m	PS	CA						20C	20F	2EX	P	EX									
1	SLADE Edward	3	96	0/1	0.0%				0/1	0/1																				
2	SMITH Fraser	3	35	0/1	0.0%																									
3	GODFREY Nicholas	3	41	1/2	50.0%			1/2																						
4	HUGHES Nicholas	3	10	0/1	0.0%				0/1																					
5	REDBOND Nicholas	3	36	1/6	16.7%		1/1	0/1	0/4																					
6	DYSON Christopher	3	60	3/10	30.0%	2/5		1/3	0/2																					
7	SINDONE Pau	3	67	3/12	25.0%	0/4		1/2	0/4		1/1	1/1																		
8	TRABINGER Justin	3	58	3/11	27.3%			1/2	1/8		1/1																			
9	HANNAN Matthew	3	20																											
10	FANNON James	3	64	2/7	28.6%			1/1	0/3			1/3																		
11	FORD Andrew	3	1																											
12	EDWARDS Blake	3	96	7/17	41.2%	0/2	1/3	3/6	1/3	1/1		1/2																		
13	FORD George	3	85	1/14	7.1%		1/3	0/2	0/9																					
Totals				21/82	25.6%	2/11	3/7	8/20	2/35	3/3	3/6																			
Against				26/70	37.1%	3/9	6/15	12/16	1/24	4/4	0/2																			
Cap No.	Goalkeepers			Save/Shots										Time Outs					4											
Totals				22/48	45.8%	3/6	7/13	1/13	11/12	0/4			Exclusions with Substitution					1												
Totals				22/48	45.8%	3/6	7/13	1/13	11/12	0/4			Exclusions w/Subst after 4 min.					1												

Match	Possessions		EX	2EX	Goals (G) / Misses (M)										CT															
	#	Time			X		AA		FT		5mF		PS																	
					G	M	G	M	G	M	G	M	G	M																
ITA - AUS	36	14:00			2	5	2	1		3		9	1																	
AUS - USA	50	16:57			4	4	3	8		2		13	1																	
AUS - BRA	39	15:27	2	1	2	3	3	7	1		1	6	1																	
Totals	125	46:24	2	1	8	12	8	16	1	5	1	28	1																	



### Cumulative Statistics

Суммарная статистика

### AUS - Australia

After 8 matches

#### Overall (Preliminary + Final Rounds)

Cap No.	Name	MP	Min.	Goals/Shots								AS	TF	ST	BL	SP	Personal Fouls				
				Total	%	A	C	X	5m	PS	CA						20C	20F	2EX	P	EX
1	SLADE Edward	8	256	0/3	0.0%				0/3				1	2	9						
2	SMITH Fraser	8	111	6/10	60.0%	1/1	1/4	4/5						13	2	3					2
3	GODFREY Nicholas	8	115	4/8	50.0%	0/2	2/2	2/3	0/1					18	3	2					2
4	HUGHES Nicholas	8	64	0/5	0.0%	0/2		0/1	0/2					4	2	1					1
5	REDBOND Nicholas	8	119	5/25	20.0%	1/3	1/2	0/3	3/17			2	2	7	2				12		2
6	DYSON Christopher	8	153	10/25	40.0%	5/10		1/3	4/12			8	4	3	5			8	1		3
7	SINDONE Pau	8	164	15/38	39.5%	6/13	0/1	1/5	5/16	1/1	2/2	3	14	7	2	11/12	1	3		2	
8	TRABINGER Justin	8	144	12/26	46.2%	1/1		5/6	5/18	1/1		1	2	2	2		7	2		3	
9	HANNAN Matthew	8	63	1/4	25.0%		1/1		0/3			2	2	3	2		2	2		1	
10	FANNON James	8	175	6/24	25.0%	2/5	0/2	1/2	0/8	1/2	2/5	3	9	4	2	14/19	3	6	2		
11	FORD Andrew	8	34	1/3	33.3%	0/1	0/1	1/1				2	1		1		1	1			
12	EDWARDS Blake	8	216	14/39	35.9%	3/7	3/8	4/10	1/10	1/1	2/3	8	22	7	1		1	3			
13	FORD George	8	175	5/33	15.2%	2/7	1/3	2/7	0/15		0/1	2	9	16	3	0/1	8	3			
Totals				79/243	32.5%	21/52	9/24	21/46	18/105	4/5	6/11	32	111	65	26	25/32	40	26	2	9	7
Against				70/211	33.2%	17/43	13/28	23/50	8/74	6/9	3/7	38	127	53	15	7/32	32	28	2	5	5
Cap No.	Goalkeepers	Save/Shots									Time Outs					8					
		Total	%	A	C	X	5m	PS	CA		Exclusions with Substitution										
1	SLADE Edward	69/139	49.6%	12/29	10/23	11/34	32/40	2/8	2/5	Exclusions w/Subst after 4 min.					1						
Totals		69/139	49.6%	12/29	10/23	11/34	32/40	2/8	2/5						1						

Match	Possessions		EX	2EX	Goals (G) / Misses (M)							CT		
	#	Time			X	AA		FT	5mF		PS			
						G	M		G	M			G	M
<b>Totals</b>	354	2:10:08	7	2	21	25	36	51	2	13	16	74	1	19

LEGEND	
#	Number of possessions
20F	20 seconds exclusion in the field
A	Action shot
C	Centre shot
G	Goals
PS	Penalty shot
%	Efficiency
AA	All action shots (A, C and CA)
CA	Counter attack
M	Misses
SP	Sprint (Won/Sprints)
20C	20 seconds exclusion in the centre forward position
2EX	Double Exclusion
CT	Corner Throws
Min.	Minutes played
ST	Steals
5m	5 metre shot
AS	Assists
EX	Exclusion
MP	Matches played
TF	Turnover Fouls
5mF	5m shot in the field
BL	Blocked shots
FT	Free throw
P	Penalty
X	Extra player shot

## Cumulative Statistics

Суммарная статистика

### BEL - Belgium After 7 matches

#### Preliminary Round

Cap No.	Name	MP	Min.	Goals/Shots								AS	TF	ST	BL	SP	Personal Fouls							
				Total	%	A	C	X	5m	PS	CA						20C	20F	2EX	P	EX			
1	van DOORN Jorden	5	93																					
2	HEIRMAN Greg	5	116	1/4	25.0%					1/4			4	11	2		6/19	3				1		
3	PUBLIE Sven	5	105	1/17	5.9%	0/2	0/1			1/14				18	2	2		5	1				1	
4	VERVOORT Kevin	5	52	0/4	0.0%	0/1				0/3				3		1	0/1	1						
5	COOLS Ruben	5	98	1/16	6.3%	0/2	0/1			1/13			2	2		1		3	5		1	1		
6	HERMAN Thomas	5	73	1/10	10.0%	0/1	0/4	1/1		0/4				11	3	1		2	1					
7	POELMANS Nick	5	127	4/27	14.8%	2/14	1/4	1/3		0/6				10	2			7	1			1		
8	de BACKER Nick	5	96	0/1	0.0%					0/1			1	5	2								1	
9	VERSCHUREN Gerry	5	130	4/27	14.8%	1/9	0/1	0/1		3/16			1	12	4	1		6	2			1	1	
10	MARENNE Arnaud	5	77	0/4	0.0%	0/1				0/2				2				5				2		
11	GOFFIN Nicolas	5	87	1/11	9.1%	1/4				0/7				7				5						
13	PARMENTIER Arthur	5	67																					
Totals				13/121	10.7%	4/34	1/11	2/5		6/70			0/1	8	108	15	6	6/20	37	10			6	4
Against				112/189	59.3%	28/48	22/36	26/40		12/33		6/6	18/25	48	41	57	15	14/20	8	7				
Cap No.	Goalkeepers	Save/Shots											Time Outs											
Total	%	A	C	X	5m	PS	CA	Exclusions with Substitution			Exclusions w/Subst after 4 min.													
1	van DOORN Jorden	24/87	27.6%	7/22	8/16	5/23	3/8	0/5	1/13				4											
13	PARMENTIER Arthur	14/63	22.2%	3/16	3/17	1/9	4/11	0/1	3/9				4											
Totals		38/150	25.3%	10/38	11/33	6/32	7/19	0/6	4/22				0											

Match	Possessions		EX	2EX	Goals (G) / Misses (M)										CT		
	#	Time			X	AA	FT	5mF	PS	G		M					
	G	M			G	M	G	M	G	M	G	M					
ITA - BEL	49	18:09	2		0	1	1	11		5		6					4
BRA - BEL	41	17:26			1	2	2	8		1		4					2
BEL - MNE	46	18:09	1		1		1	8	1	2	2	6					
USA - BEL	43	17:56	1				1	6	1	3		13					1
SRB - BEL	50	20:52					8		3	2	21						6
GEO - BEL	39	15:49	1		0	2	4	7	1	4		14					4
BEL - CAN	39	14:51	1		2	2	9	6		1	1	3					2
Totals	229	1:32:32	4		2	3	5	41	2	14	4	50					13

#### Final Rounds

Cap No.	Name	MP	Min.	Goals/Shots								AS	TF	ST	BL	SP	Personal Fouls							
				Total	%	A	C	X	5m	PS	CA						20C	20F	2EX	P	EX			
1	van DOORN Jorden	2	36							0/3			1		4									
2	HEIRMAN Greg	2	50	0/3	0.0%					0/3			1			2/7	1	1			1			
3	PUBLIE Sven	2	43	0/6	0.0%	0/1				0/5			2	3	1			2	1					
4	VERVOORT Kevin	2	13	0/1	0.0%					0/1				1	1		0/1	1						
5	COOLS Ruben	2	50	3/6	50.0%	1/2		1/1		1/3			2	3	2	1		2	2					
6	HERMAN Thomas	2	29	2/2	100.0%		1/1			1/1				3	3	1		5					1	
7	POELMANS Nick	2	63	5/16	31.3%	1/8	3/4	0/1		0/2			2	4	1	1		1						
8	de BACKER Nick	2	25	0/1	0.0%					0/1				1				3					1	
9	VERSCHUREN Gerry	2	52	4/13	30.8%	2/4	0/1	1/3		0/4		1/1	1	1	3				3					
10	MARENNE Arnaud	2	35	1/2	50.0%					0/1									2					
11	GOFFIN Nicolas	2	24	2/6	33.3%	1/1	1/1	0/1		0/3			2	2										
13	PARMENTIER Arthur	2	28										1											
Totals				17/56	30.4%	5/16	5/7	2/6		2/24		3/3	12	22	15	3	2/8	15	9			1	2	
Against				22/58	37.9%	7/16	5/8	7/15		2/17		0/1	16	24	11	9	6/8	6	5					
Cap No.	Goalkeepers	Save/Shots											Time Outs											
Total	%	A	C	X	5m	PS	CA	Exclusions with Substitution			Exclusions w/Subst after 4 min.													
1	van DOORN Jorden	11/23	47.8%	3/7	3/5	0/3	5/7		0/1				2											
13	PARMENTIER Arthur	6/16	37.5%	1/4	0/3	1/5	4/4						2											
Totals		17/39	43.6%	4/11	3/8	1/8	9/11		0/1				0											

Timing and Results provided by  TISSOT



**Cumulative Statistics**

Суммарная статистика

**BEL - Belgium**  
After 7 matches

**Overall (Preliminary + Final Rounds)**

Cap No.	Name	MP	Min.	Goals/Shots								AS	TF	ST	BL	SP	Personal Fouls										
				Total	%	A	C	X	5m	PS	CA						20C	20F	2EX	P	EX						
1	van DOORN Jorden	7	129																								
2	HEIRMAN Greg	7	165	1/7	14.3%					1/7							8/26	4	1			2					
3	PUBLIE Sven	7	147	1/23	4.3%	0/3	0/1			1/19								7	2							1	
4	VERVOORT Kevin	7	65	0/5	0.0%	0/1				0/4						0/2	2										
5	COOLS Ruben	7	148	4/22	18.2%	1/4	0/1	1/1		2/16								5	7			1			1	1	
6	HERMAN Thomas	7	102	3/12	25.0%	0/1	1/5	1/1		1/5								7	1							1	
7	POELMANS Nick	7	190	9/43	20.9%	3/22	4/8	1/4		0/8					1/1			2	14	3	1					1	
8	de BACKER Nick	7	121	0/2	0.0%					0/2								1	6	2		10	1			2	
9	VERSCHUREN Gerry	7	181	8/40	20.0%	3/13	0/2	1/4		3/20					1/1			2	13	7	1					1	
10	MARENNE Arnaud	7	113	1/6	16.7%	0/1				0/3					1/2				2			5	2			2	
11	GOFFIN Nicolas	7	111	3/17	17.6%	2/5	1/1	0/1		0/10								2	9			5					
13	PARMENTIER Arthur	7	95															1									
Totals				30/177	16.9%	9/50	6/18	4/11		8/94								20	130	30	9	8/28	52	19		7	6
Against				134/247	54.3%	35/64	27/44	33/55		14/50								64	65	68	24	20/28	14	12			
Cap No.	Goalkeepers	Save/Shots								PS	CA	Time Outs			EX												
		Total	%	A	C	X	5m	PS	CA			Exclusions with Substitution	Exclusions w/Subst after 4 min.														
1	van DOORN Jorden	35/110	31.8%	10/29	11/21	5/26	8/15	0/5	1/14				6														
13	PARMENTIER Arthur	20/79	25.3%	4/20	3/20	2/14	8/15	0/1	3/9				6														
Totals		55/189	29.1%	14/49	14/41	7/40	16/30	0/6	4/23				0														

Match	Possessions		EX	2EX	Goals (G) / Misses (M)										CT								
	#	Time			X	AA	FT	5mF	PS	G		M											
Totals	307	2:03:12	6		4	7	18	54	3	19	5	67											19

LEGEND										
#	Number of possessions	%	Efficiency	20C	20 seconds exclusion in the centre forward position					
20F	20 seconds exclusion in the field			2EX	Double Exclusion	5m	5 metre shot	5mF	5m shot in the field	
A	Action shot	AA	All action shots (A, C and CA)	CT	Corner Throws	AS	Assists	BL	Blocked shots	
C	Centre shot	CA	Counter attack	Min.	Minutes played	EX	Exclusion	FT	Free throw	
G	Goals	M	Misses	MP	Matches played	TF	Turnover Fouls	P	Penalty	
PS	Penalty shot	SP	Sprint (Won/Sprints)	ST	Steals	X	Extra player shot			

Timing and Results provided by **TISSOT**



## Cumulative Statistics

Суммарная статистика

### BRA - Brazil After 8 matches

#### Preliminary Round

Cap No.	Name	MP	Min.	Goals/Shots								AS	TF	ST	BL	SP	Personal Fouls						
				Total	%	A	C	X	5m	PS	CA						20C	20F	2EX	P	EX		
1	BEZERRA Thye	5	152																				
2	CRIVELLA Jonas	5	105	6/19	31.6%	3/8	1/1	2/3	0/7														
3	MIRANDA Henrique	5	85	2/6	33.3%	1/2		0/1	1/2			0/1											
4	COUTINHO Gustavo	5	74	5/9	55.6%	2/3	1/2	1/1	0/2			1/1			0/2								
5	VIEIRA Emilio	5	79	2/10	20.0%	0/1	0/5	1/1	1/3														
6	PINTO JUNIOR Marcos	5	25	0/1	0.0%				0/1														
7	BACHES DELGADO Adrian	5	142	15/32	46.9%	3/8		7/8	4/15	1/1					0/1								
8	CRUZ SOARES Anderson	5	50	3/6	50.0%	1/1		2/4	0/1						2/4								
9	ROCHA Bernardo	5	80	3/7	42.9%	1/1		0/2	2/4														
10	FRANCO Ruda	5	115	4/13	30.8%	1/2		1/2	2/9														
11	GUIMARAES Gustavo	5	119	9/19	47.4%	3/5	1/3		2/8	2/2	1/1				2/9								
12	CORREA Danilo	5	86	3/5	60.0%		1/2	2/2	0/1														
13	BRAGA Lucas	5	8																				
Totals				52/127	40.9%	15/31	4/13	16/24	12/53	3/3	2/3					7/20							
Against				42/138	30.4%	6/32	8/22	15/27	8/52	4/4	1/1					13/20							
Goalkeepers				Save/Shots								Time Outs					7						
Total																							
1	BEZERRA Thye			49/90	54.4%	15/20	7/15	6/21	21/29	0/4	0/1	Exclusions with Substitution					3						
13	BRAGA Lucas			1/2	50.0%	0/1	1/1					Exclusions w/Subst after 4 min.					0						
Totals				50/92	54.3%	15/21	8/16	6/21	21/29	0/4	0/1												

Match	Possessions		EX	2EX	Goals (G) / Misses (M)										CT							
	#	Time			X		AA		FT		5mF		PS									
	G	M	G	M	G	M	G	M	G	M	G	M										
USA - BRA	37	15:19	1		1	3	3	4		1	3	11	1									2
BRA - BEL	43	14:34			6		10	6			2	5	1									2
ITA - BRA	46	17:03		2	3	3	6	9			5		4	1								5
SRB - BRA	42	16:51	2		2	1	1	3	1	3	4	6										
BRA - MNE	37	15:50			4	1	1	4		1	2	5										
Totals	205	1:19:37	3	2	16	8	21	26	1	10	11	31										9

#### Final Rounds

Cap No.	Name	MP	Min.	Goals/Shots								AS	TF	ST	BL	SP	Personal Fouls						
				Total	%	A	C	X	5m	PS	CA						20C	20F	2EX	P	EX		
1	BEZERRA Thye	3	96	0/1	0.0%				0/1														
2	CRIVELLA Jonas	3	48	0/4	0.0%	0/1	0/1		0/2						4/6								
3	MIRANDA Henrique	3	61	1/3	33.3%	0/2		1/1															
4	COUTINHO Gustavo	3	52	3/8	37.5%	1/3		1/1	0/3			1/1			1/2								
5	VIEIRA Emilio	3	53	4/12	33.3%	1/3	1/7	2/2															
6	PINTO JUNIOR Marcos	3	17	1/1	100.0%			1/1															
7	BACHES DELGADO Adrian	3	62	3/14	21.4%	0/2	0/1	3/5	0/6														
8	CRUZ SOARES Anderson	3	15	0/1	0.0%			0/1	0/1														
9	ROCHA Bernardo	3	78	0/8	0.0%	0/1	0/2	0/1	0/4														
10	FRANCO Ruda	3	59	2/3	66.7%			1/1	1/2														
11	GUIMARAES Gustavo	3	74	3/12	25.0%	1/5	0/1		0/4	2/2					1/4								
12	CORREA Danilo	3	53	4/6	66.7%		1/3	3/3															
13	BRAGA Lucas	3																					
Totals				21/73	28.8%	3/17	2/15	12/16	1/22	2/2	1/1					6/12							
Against				34/79	43.0%	5/13	1/5	11/17	7/29	3/3	7/12					6/12							
Goalkeepers				Save/Shots								Time Outs					4						
Total																							
1	BEZERRA Thye			21/55	38.2%	3/8	1/2	4/15	10/17	0/3	3/10	Exclusions with Substitution					1						
13	BRAGA Lucas											Exclusions w/Subst after 4 min.					1						
Totals				21/55	38.2%	3/8	1/2	4/15	10/17	0/3	3/10												

Match	Possessions		EX	2EX	Goals (G) / Misses (M)										CT							
	#	Time			X		AA		FT		5mF		PS									
	G	M	G	M	G	M	G	M	G	M	G	M										
RUS - BRA	40	17:22			3	3	1	8			1	13										1
JPN - BRA	43	17:06	1		4		4	10					1									1
AUS - BRA	40	16:33	1	1	5	1	1	9		1		7	1									3
Totals	123	51:01	2	1	12	4	6	27		1	1	20	1									5

Timing and Results provided by TISSOT

## Cumulative Statistics

Суммарная статистика

### BRA - Brazil After 8 matches

#### Overall (Preliminary + Final Rounds)

Cap No.	Name	MP	Min.	Goals/Shots								AS	TF	ST	BL	SP	Personal Fouls				
				Total	%	A	C	X	5m	PS	CA						20C	20F	2EX	P	EX
1	BEZERRA Thyse	8	248	0/1	0.0%					0/1			1	1	5					1	
2	CRIVELLA Jonas	8	153	6/23	26.1%	3/9	1/2	2/3	0/9			6	12	4	1	7/10	2	5		1	1
3	MIRANDA Henrique	8	146	3/9	33.3%	1/4		1/2	1/2			4	4	1			4	5	2	1	2
4	COUTINHO Gustavo	8	125	8/17	47.1%	3/6	1/2	2/2	0/5			4	8	12	4	1/4	6	2		1	1
5	VIEIRA Emilio	8	133	6/22	27.3%	1/4	1/12	3/3	1/3			2	22	10	2		5	3		1	1
6	PINTO JUNIOR Marcos	8	41	1/2	50.0%			1/1	0/1				2	1	1		2			1	
7	BACHES DELGADO Adrian	8	204	18/46	39.1%	3/10	0/1	10/13	4/21	1/1		3	13	7	3	0/1	3	2			
8	CRUZ SOARES Anderson	8	65	3/7	42.9%	1/1		2/5	0/1			1	2	1		2/4	1				
9	ROCHA Bernardo	8	158	3/15	20.0%	1/2	0/2	0/3	2/8			2	6	4	2		7	3			
10	FRANCO Ruda	8	174	6/16	37.5%	1/2		2/3	3/11			7	9	5	4		5	3	1		
11	GUIMARAES Gustavo	8	194	12/31	38.7%	4/10	1/4		2/12	4/4	1/1	4	14	11	3	3/13	4	5		1	
12	CORREA Danilo	8	138	7/11	63.6%		2/5	5/5	0/1			1	24	4	1		1	1			
13	BRAGA Lucas	8	8																		
Totals				73/200	36.5%	18/48	6/28	28/40	13/75	5/5	3/4	35	128	65	21	13/32	39	30	3	7	5
Against				76/217	35.0%	11/45	9/27	26/44	15/81	7/7	8/13	40	119	53	15	19/32	29	39	3	5	5
Cap No.	Goalkeepers	Save/Shots																			
		Total	%	A	C	X	5m	PS	CA												
1	BEZERRA Thyse	70/145	48.3%	18/28	8/17	10/36	31/46	0/7	3/11												
13	BRAGA Lucas	1/2	50.0%	0/1	1/1																
Totals		71/147	48.3%	18/29	9/18	10/36	31/46	0/7	3/11												

Time Outs	11
Exclusions with Substitution	4
Exclusions w/Subst after 4 min.	1

Match	Possessions		EX	2EX	Goals (G) / Misses (M)										CT							
	#	Time			X		AA		FT		5mF		PS									
					G	M	G	M	G	M	G	M	G	M								
Totals	328	2:10:38	5	3	28	12	27	53	1	11	12	51	1									14

LEGEND									
#	Number of possessions	%	Efficiency	20C	20 seconds exclusion in the centre forward position				
20F	20 seconds exclusion in the field			2EX	Double Exclusion	5m	5 metre shot	5mF	5m shot in the field
A	Action shot	AA	All action shots (A, C and CA)	AS	Assists	BL	Blocked shots		
C	Centre shot	CA	Counter attack	CT	Corner Throws	EX	Exclusion	FT	Free throw
G	Goals	M	Misses	Min.	Minutes played	MP	Matches played	P	Penalty
PS	Penalty shot	SP	Sprint (Won/Sprints)	ST	Steals	TF	Turnover Fouls	X	Extra player shot

### Cumulative Statistics

Суммарная статистика

### CAN - Canada After 7 matches

#### Preliminary Round

Cap No.	Name	MP	Min.	Goals/Shots								AS	TF	ST	BL	SP	Personal Fouls											
				Total	%	A	C	X	5m	PS	CA						20C	20F	2EX	P	EX							
1	RADENOVIC Milan	5	148	0/1	0.0%					0/1																		
2	BOSKOVIC Dusan	5	99	3/9	33.3%	2/3	0/1	1/2	0/3																			
3	CURCIJA Nikola	5	89	3/14	21.4%	1/2	0/2	1/3	1/7																			
4	PELLAND Martin	5	129	3/12	25.0%	1/4			1/7																			
5	HENNING Oscar Wylie	5	19																									
6	DABIC Matija	5	116	2/4	50.0%	0/1			1/2																			
7	BJELICA Marko	5	24	0/6	0.0%				0/5																			
8	LAPINS David William	5	146	6/23	26.1%	1/3	3/9	1/4	1/7																			
9	MITROVIC Nikola	5	95	4/14	28.6%	1/5			2/5	1/4																		
10	PERRY Connor Tremain	5	88	0/10	0.0%	0/2	0/5		0/3																			
11	THUMWOOD Devon Ross	5	118	7/18	38.9%	1/5	1/2	0/3	1/4		4/4																	
12	GRAHAM Eric Joseph Mayson	5	37																									
13	SULLIVAN Daniel Robert	5	12																									
Totals				28/111	25.2%	7/25	4/19	5/18	6/43	4/4	2/2																	
Against				91/194	46.9%	33/51	18/32	16/32	17/66	3/4	4/9																	
Cap No.		Goalkeepers		Save/Shots																								
				Total	%	A	C	X	5m	PS	CA																	
1	RADENOVIC Milan			56/135	41.5%	9/34	10/28	7/22	24/38	1/4	5/9																	
13	SULLIVAN Daniel Robert			2/14	14.3%	0/8		0/1	2/5																			
Totals				58/149	38.9%	9/42	10/28	7/23	26/43	1/4	5/9																	

Time Outs	7
Exclusions with Substitution	4
Exclusions w/Subst after 4 min.	0

Match	Possessions		EX	2EX	Goals (G) / Misses (M)										CT												
	#	Time			X		AA		FT		5mF		PS														
					G	M	G	M	G	M	G	M	G	M													
RUS - CAN	43	16:55	1		2	3		10			1	4	1														
CAN - JPN	49	18:19	2		2	2	3	8		2	2	3	1														1
CAN - GEO	43	14:52			0	3	8	7			1	7	1														3
CAN - HUN	42	18:17	1		0	1	1	3	1	2	1	9															2
AUS - CAN	44	14:59		1	1	4	1	5		4		6	1														
CAN - MNE	43	17:56			1	1	2	7				12															3
BEL - CAN	43	17:09			6	3	7	8			2	4															2
Totals	221	1:23:22	4	1	5	13	13	33	1	8	5	29															6

#### Final Rounds

Cap No.	Name	MP	Min.	Goals/Shots								AS	TF	ST	BL	SP	Personal Fouls												
				Total	%	A	C	X	5m	PS	CA						20C	20F	2EX	P	EX								
1	RADENOVIC Milan	2	64																										
2	BOSKOVIC Dusan	2	22	1/5	20.0%			0/1	0/3			1/1																	
3	CURCIJA Nikola	2	20	1/5	20.0%		0/1	1/1	0/3																				
4	PELLAND Martin	2	60	4/10	40.0%	1/4	1/2	0/1	1/2			1/1																	
5	HENNING Oscar Wylie	2																											
6	DABIC Matija	2	45	1/2	50.0%				1/2																				
7	BJELICA Marko	2	6																										
8	LAPINS David William	2	59	4/10	40.0%	0/1	2/5	2/3	0/1																				
9	MITROVIC Nikola	2	58	5/9	55.6%	2/2		3/3	0/4																				
10	PERRY Connor Tremain	2	42	0/3	0.0%	0/2			0/1																				
11	THUMWOOD Devon Ross	2	63	2/9	22.2%	1/3		1/2	0/2																				
12	GRAHAM Eric Joseph Mayson	2	8																										
13	SULLIVAN Daniel Robert	2																											
Totals				18/53	34.0%	4/12	3/8	7/11	2/18			2/4																	
Against				21/55	38.2%	6/15	4/11	4/8	3/17	1/1	3/3																		
Cap No.		Goalkeepers		Save/Shots																									
				Total	%	A	C	X	5m	PS	CA																		
1	RADENOVIC Milan			20/41	48.8%	6/12	3/7	3/7	8/11	0/1	0/3																		
13	SULLIVAN Daniel Robert																												
Totals				20/41	48.8%	6/12	3/7	3/7	8/11	0/1	0/3																		

Time Outs	1
Exclusions with Substitution	0
Exclusions w/Subst after 4 min.	0



## Cumulative Statistics

Суммарная статистика

### CAN - Canada After 7 matches

#### Overall (Preliminary + Final Rounds)

Cap No.	Name	MP	Min.	Goals/Shots								AS	TF	ST	BL	SP	Personal Fouls								
				Total	%	A	C	X	5m	PS	CA						20C	20F	2EX	P	EX				
1	RADENOVIC Milan	7	212	0/1	0.0%					0/1															
2	BOSKOVIC Dusan	7	122	4/14	28.6%	2/3	0/1	1/3	0/6			1/1		7	1	1						2	1		1
3	CURCIJA Nikola	7	110	4/19	21.1%	1/2	0/3	2/4	1/10				2	13	1		0/1					2	2		
4	PELLAND Martin	7	189	7/22	31.8%	2/8	1/2	0/1	2/9			2/2	4	14	6		0/1					9	1		1
5	HENNING Oscar Wylie	7	19											1											
6	DABIC Matija	7	161	3/6	50.0%	0/1			2/4			1/1	2	6	6	2	0/6					4	1		2
7	BJELICA Marko	7	30	0/6	0.0%				0/5					3	1										
8	LAPINS David William	7	206	10/33	30.3%	1/4	5/14	3/7	1/8				1	35	3							2	1		
9	MITROVIC Nikola	7	153	9/23	39.1%	3/7		5/8	1/8				1	9	7	3						6	6		3
10	PERRY Connor Tremain	7	130	0/13	0.0%	0/4	0/5		0/4				7	6	1		0/1					2	2	1	1
11	THUMWOOD Devon Ross	7	181	9/27	33.3%	2/8	1/2	1/5	1/6	4/4	0/2		5	17	7	2	7/19					2	4	1	1
12	GRAHAM Eric Joseph Mayson	7	45										1	6	2							1	3		
13	SULLIVAN Daniel Robert	7	12																						
Totals				46/164	28.0%	11/37	7/27	12/29	8/61	4/4	4/6		23	143	42	8	7/28	28	21	1	5	4			
Against				112/249	45.0%	39/66	22/43	20/40	20/83	4/5	7/12		56	76	81	18	21/28	30	18	1	4	4			

Cap No.	Goalkeepers	Save/Shots							
		Total	%	A	C	X	5m	PS	CA
1	RADENOVIC Milan	76/176	43.2%	15/46	13/35	10/29	32/49	1/5	5/12
13	SULLIVAN Daniel Robert	2/14	14.3%	0/8		0/1	2/5		
Totals		78/190	41.1%	15/54	13/35	10/30	34/54	1/5	5/12

Time Outs	8
Exclusions with Substitution	4
Exclusions w/Subst after 4 min.	0

Match	Possessions		EX	2EX	Goals (G) / Misses (M)										CT								
	#	Time			X		AA		FT		5mF		PS										
	G	M	G	M	G	M	G	M	G	M	G	M											
Totals	307	1:58:27	4	1	12	17	22	48	1	8	7	45											11

LEGEND	
#	Number of possessions
%	Efficiency
20C	20 seconds exclusion in the centre forward position
20F	20 seconds exclusion in the field
2EX	Double Exclusion
5m	5 metre shot
5mF	5m shot in the field
A	Action shot
AA	All action shots (A, C and CA)
BL	Blocked shots
C	Centre shot
CA	Counter attack
CT	Corner Throws
FT	Free throw
G	Goals
M	Misses
Min.	Minutes played
MP	Matches played
P	Penalty
PS	Penalty shot
SP	Sprint (Won/Sprints)
ST	Steals
TF	Turnover Fouls
X	Extra player shot

Timing and Results provided by TISSOT



## Cumulative Statistics

Суммарная статистика

### GEO - Georgia After 7 matches

#### Preliminary Round

Cap No.	Name	MP	Min.	Goals/Shots								AS	TF	ST	BL	SP	Personal Fouls					
				Total	%	A	C	X	5m	PS	CA						20C	20F	2EX	P	EX	
1	PAVLENISHVILI Irakli	5	72																			
2	CHIKVINIDZE Levan	5	104	2/12	16.7%	0/1	2/9	0/1				1	14	1	1							
3	KARCHILADZE Giorgi	5	87	1/10	10.0%	0/2			1/7	0/1		1	3	1			1	1				
4	TUKVADZE Luka	5	96	2/8	25.0%	0/1		2/5	0/2			1	4									
5	BAKRADZE Davit	5	51	1/6	16.7%	1/1			0/5			5	7	4	1		3			1		
6	KAVLASHVILI Levan	5	114	6/23	26.1%	1/6	1/1	1/6	1/7	2/2	0/1	2	7	2	2		3	2				
7	KARTVELISHVILI Giorgi	5	128	4/26	15.4%	0/2		3/8	1/15	0/1		3	13	6	1		6	2				
8	GELASHVILI Merab	5	56	0/1	0.0%		0/1						8		1			1				
9	URUSHADZE Alexander	5	125	1/14	7.1%	0/3		0/2	1/8	0/1		1	13	5	2	4/15	6	1		1		
10	SULADZE Givi	5	63	1/8	12.5%		1/1	0/2	0/5				12	2				2				
11	GIORGADZE Kukuri	5	105	6/18	33.3%	2/4	0/2	2/5	0/4	1/2	1/1	2	12	3	1	1/5	2	4		2		
12	BUGADZE Luka	5	31	0/1	0.0%				0/1								2			1		
13	SHUBLADZE Nikoloz	5	88											1								
Totals				24/127	18.9%	4/20	4/14	8/29	4/54	3/7	1/3		10	105	25	9	5/20	23	13		2	3
Against				101/186	54.3%	30/64	19/37	18/30	11/30	2/2	21/23		35	54	51	14	15/20	25	18		7	2
Goalkeepers				Save/Shots								Time Outs					6					
Total				Total	%	A	C	X	5m	PS	CA	Exclusions with Substitution					3					
1	PAVLENISHVILI Irakli			20/56	35.7%	7/17	6/13	4/9	3/6	0/1	0/10	Exclusions w/Subst after 4 min.					0					
13	SHUBLADZE Nikoloz			28/93	30.1%	13/33	5/17	3/16	6/14	0/1	1/12											
Totals				48/149	32.2%	20/50	11/30	7/25	9/20	0/2	1/22											

Match	Possessions		EX	2EX	Goals (G) / Misses (M)										CT					
	#	Time			X	AA	FT	5mF	PS	G		M								
	G	M	G	M	G	M	G	M	G	M	G	M								
HUN - GEO	46	18:11			2	5	1	8		2		5		1						2
AUS - GEO	43	16:45	1		2	6	1	3		1		6		2						4
CAN - GEO	45	17:08	2		4	5	2	7		1	2	16		1						3
JPN - GEO	55	17:46			0	2	4	4		1	1	3		1						1
RUS - GEO	43	19:12			0	3	1	6		1	3			12						3
GEO - BEL	39	16:11			1	5	6	4						11						2
MNE - GEO	43	19:20			1		1	4						9						2
Totals	232	1:29:02	3		8	21	9	28		1	8	3	42							13

#### Final Rounds

Cap No.	Name	MP	Min.	Goals/Shots								AS	TF	ST	BL	SP	Personal Fouls					
				Total	%	A	C	X	5m	PS	CA						20C	20F	2EX	P	EX	
1	PAVLENISHVILI Irakli	2																				
2	CHIKVINIDZE Levan	2	43	5/7	71.4%		4/6	1/1														
3	KARCHILADZE Giorgi	2	17	1/4	25.0%	1/2		0/1	0/1			1	5		1							
4	TUKVADZE Luka	2	43	0/3	0.0%	0/1		0/2				1	3	1	2			1				
5	BAKRADZE Davit	2	1																			
6	KAVLASHVILI Levan	2	55	1/9	11.1%			1/2	0/6	0/1			1	1	1	1						
7	KARTVELISHVILI Giorgi	2	60	2/12	16.7%	2/3		0/1	0/8			1	5	2			3	1				
8	GELASHVILI Merab	2	21										3					1				
9	URUSHADZE Alexander	2	51	0/4	0.0%	0/2			0/2			1	2		3	3/7	3					
10	SULADZE Givi	2	13										2					1				
11	GIORGADZE Kukuri	2	53	0/2	0.0%	0/1			0/1				1	3	1	1/1	2					
12	BUGADZE Luka	2	26	0/2	0.0%				0/2													
13	SHUBLADZE Nikoloz	2	64										1									
Totals				9/43	20.9%	3/9	4/6	2/7	0/20	0/1			4	39	7	10	4/8	8	4			
Against				22/71	31.0%	5/17	7/12	3/6	5/33		2/3		14	16	13	3	4/8	7	8		1	1
Goalkeepers				Save/Shots								Time Outs					3					
Total				Total	%	A	C	X	5m	PS	CA	Exclusions with Substitution					0					
1	PAVLENISHVILI Irakli			21/43	48.8%	5/10	4/11	2/5	9/14		1/3	Exclusions w/Subst after 4 min.					0					
13	SHUBLADZE Nikoloz			21/43	48.8%	5/10	4/11	2/5	9/14		1/3											
Totals				21/43	48.8%	5/10	4/11	2/5	9/14		1/3											



### Cumulative Statistics

Суммарная статистика

### GEO - Georgia

After 7 matches


#### Overall (Preliminary + Final Rounds)

Cap No.	Name	MP	Min.	Goals/Shots								AS	TF	ST	BL	SP	Personal Fouls								
				Total	%	A	C	X	5m	PS	CA						20C	20F	2EX	P	EX				
1	PAVLENISHVILI Irakli	7	72																						
2	CHIKVINIDZE Levan	7	147	7/19	36.8%	0/1	6/15	1/2				1	19	1	2										
3	KARCHILADZE Giorgi	7	105	2/14	14.3%	1/4		0/1	1/8	0/1		1	3	1	1					1	1				
4	TUKVADZE Luka	7	139	2/11	18.2%	0/2		2/7	0/2			2	7	1	2										
5	BAKRADZE Davit	7	52	1/6	16.7%	1/1			0/5				7	4	1					3					1
6	KAVLASHVILI Levan	7	169	7/32	21.9%	1/6	1/1	2/8	1/13	2/3	0/1	2	8	3	3					3	2				
7	KARTVELISHVILI Giorgi	7	189	6/38	15.8%	2/5		3/9	1/23	0/1		4	18	8	1					9	3				
8	GELASHVILI Merab	7	77	0/1	0.0%		0/1						11		1										
9	URUSHADZE Alexander	7	176	1/18	5.6%	0/5		0/2	1/10	0/1		2	15	5	5	7/22				9	1			1	
10	SULADZE Givi	7	76	1/8	12.5%		1/1	0/2	0/5				14	2											
11	GIORGADZE Kukuri	7	158	6/20	30.0%	2/5	0/2	2/5	0/5	1/2	1/1	2	13	6	2	2/6				4	4				2
12	BUGADZE Luka	7	57	0/3	0.0%				0/3					1	1					2					
13	SHUBLADZE Nikoloz	7	152																						
Totals				33/170	19.4%	7/29	8/20	10/36	4/74	3/8	1/3	14	144	32	19	9/28	31	17					2	3	
Against				123/257	47.9%	35/81	26/49	21/36	16/63	2/2	23/26	49	70	64	17	19/28	32	26					8	3	

Cap No.	Goalkeepers	Save/Shots										Time Outs	Exclusions with Substitution	Exclusions w/Subst after 4 min.		
		Total	%	A	C	X	5m	PS	CA							
1	PAVLENISHVILI Irakli	20/56	35.7%	7/17	6/13	4/9	3/6	0/1	0/10					9	3	
13	SHUBLADZE Nikoloz	49/136	36.0%	18/43	9/28	5/21	15/28	0/1	2/15							0
Totals		69/192	35.9%	25/60	15/41	9/30	18/34	0/2	2/25							

Match	Possessions		EX	2EX	Goals (G) / Misses (M)											CT
	#	Time			X	AA		FT		5mF		PS				
						G	M	G	M	G	M	G	M			
Totals		314	2:04:33	3	10	26	16	36	1	8	3	62			17	

LEGEND										
#	Number of possessions	%	Efficiency	20C	20 seconds exclusion in the centre forward position					
20F	20 seconds exclusion in the field			2EX	Double Exclusion	5m	5 metre shot	5mF	5m shot in the field	
A	Action shot	AA	All action shots (A, C and CA)	AS	Assists	BL	Blocked shots			
C	Centre shot	CA	Counter attack	CT	Corner Throws	EX	Exclusion	FT	Free throw	
G	Goals	M	Misses	Min.	Minutes played	MP	Matches played	P	Penalty	
PS	Penalty shot	SP	Sprint (Won/Sprints)	ST	Steals	TF	Turnover Fouls	X	Extra player shot	

 Timing and Results provided by 

**Cumulative Statistics**

Суммарная статистика

**HUN - Hungary**  
 After 8 matches

**Preliminary Round**

Cap No.	Name	MP	Min.	Goals/Shots								AS	TF	ST	BL	SP	Personal Fouls									
				Total	%	A	C	X	5m	PS	CA						20C	20F	2EX	P	EX					
1	BISZTRITSANYI David	5	128																							
2	KORENYI Balazs	5	83	3/7	42.9%	1/3		0/1	0/1	2/2				3	1	2	1	2/2		1						
3	SZENTESI Adam	5	64	1/4	25.0%		1/3	0/1						1	7	1	1			1	2	1				
4	HALEK Marton	5	72	6/14	42.9%	3/6			3/7		0/1			1	2	4	1	3/4		7					1	
5	SZECSI David	5	60	2/5	40.0%	0/1	0/1		2/3							2				9				2	2	
6	KOVACS Gabor	5	106	9/21	42.9%	4/6	1/6	3/3	0/4			1/2		4	8	8	2			3	1					
7	MEZEI Tamas	5	94	7/19	36.8%	0/3	2/6	4/5	1/5					3	15	1				3						
8	TOTH Marton	5	101	15/33	45.5%	3/8	4/7	2/5	3/10	1/1	2/2			2	13	4	2			3	2					
9	ERDELYI Balazs	5	108	9/20	45.0%	3/5	1/3	3/6	1/4		1/2			4	2	5	3	4/7		1	1		1			
10	JUHASZ Zsolt	5	99	8/11	72.7%	1/2	1/1	1/1	2/4		3/3			4	2	5	2				3					
11	CHILKO Marton Bence	5	78	3/12	25.0%	1/3		1/2	1/7					3	2	2	1	3/7		1	3					
12	SOMOGYI Balazs	5	95	8/22	36.4%	1/3	1/1	4/8	2/10					5	2	9	2			1	4		1	1		
13	BARABAS Botond	5	32												1											
Totals				71/168	42.3%	17/40	11/28	18/32	15/55	3/3	7/10			30	56	47	16	12/20		27	19	1	4	4		
Against				34/127	26.8%	10/29	1/6	12/28	8/57	3/4	0/3			13	92	27	12	8/20		27	11	1	3	5		

Cap No.	Goalkeepers	Save/Shots							
		Total	%	A	C	X	5m	PS	CA
1	BISZTRITSANYI David	25/50	50.0%	6/12	4/4	1/10	13/20	0/3	1/1
13	BARABAS Botond	10/19	52.6%	3/7	0/1	0/3	5/6	1/1	1/1
Totals		35/69	50.7%	9/19	4/5	1/13	18/26	1/4	2/2

Time Outs	6
Exclusions with Substitution	4
Exclusions w/Subst after 4 min.	0

Match	Possessions		EX	2EX	Goals (G) / Misses (M)										CT								
	#	Time			X		AA		FT		5mF		PS										
					G	M	G	M	G	M	G	M	G	M									
HUN - GEO	47	13:49	1		4	1	14	20		2	2												1
RUS - HUN	43	15:27	1		4	4	2	4	1	1		10	1										4
HUN - AUS	41	14:50			3	5	8	4	2	1	3	5											3
CAN - HUN	48	13:43			3	2	5	9		1	6	11											5
JPN - HUN	45	16:58	2	1	4	2	6	6		3	1	6	2										2
Totals	224	1:14:47	4	1	18	14	35	43	3	8	12	32	2										15

**Final Rounds**

Cap No.	Name	MP	Min.	Goals/Shots								AS	TF	ST	BL	SP	Personal Fouls								
				Total	%	A	C	X	5m	PS	CA						20C	20F	2EX	P	EX				
1	BISZTRITSANYI David	3	96																						
2	KORENYI Balazs	3	32	0/1	0.0%	0/1												0/2		1	3				
3	SZENTESI Adam	3	30	2/2	100.0%		1/1					1/1								1					
4	HALEK Marton	3	52	2/8	25.0%	0/1				2/6				1	4	1	1			4				1	
5	SZECSI David	3	37	2/4	50.0%		1/1	1/1	0/2											6					
6	KOVACS Gabor	3	70	2/8	25.0%	0/3			1/3			1/1			5	5	1/1		2	1					
7	MEZEI Tamas	3	59	2/5	40.0%		1/1	1/3	0/1					1	9	2	1			2	1				
8	TOTH Marton	3	56	3/9	33.3%		1/3	1/3	0/2	1/1				1	5	3	0/2		5						
9	ERDELYI Balazs	3	61	3/9	33.3%	0/1		0/1	1/5	1/1				1	1	2	1	2/2		1					
10	JUHASZ Zsolt	3	77	4/9	44.4%	1/2		0/1	3/6					5	3	1									
11	CHILKO Marton Bence	3	43	2/5	40.0%	0/2		1/2						1	2		3/5			1					
12	SOMOGYI Balazs	3	58	6/16	37.5%	1/3		2/4	3/9					2	4	1	2			1	2				
13	BARABAS Botond	3																							
Totals				28/76	36.8%	2/13	4/6	6/17	10/34	2/2	4/4			11	35	20	9	6/12		23	8			1	
Against				20/84	23.8%	4/22	3/9	6/13	6/36	1/1	0/3			6	33	18	9	6/12		18	6			2	3

Cap No.	Goalkeepers	Save/Shots							
		Total	%	A	C	X	5m	PS	CA
1	BISZTRITSANYI David	35/55	63.6%	13/17	6/9	4/10	10/16	0/1	2/2
13	BARABAS Botond								
Totals		35/55	63.6%	13/17	6/9	4/10	10/16	0/1	2/2

Time Outs	6
Exclusions with Substitution	0
Exclusions w/Subst after 4 min.	0

Match	Possessions		EX	2EX	Goals (G) / Misses (M)										CT								
	#	Time			X		AA		FT		5mF		PS										
					G	M	G	M	G	M	G	M	G	M									
HUN - USA	41	16:53			3	5	6	6		1	2	6	1										1
ITA - HUN	34	15:30			2	5	1	3	1		6	3	1										1
HUN - RUS	36	14:32			1	1	3	4		3	1	11											2
Totals	111	46:55			6	11	10	13	1	4	9	20											4





## Cumulative Statistics

Суммарная статистика

### HUN - Hungary

After 8 matches

#### Overall (Preliminary + Final Rounds)

Cap No.	Name	MP	Min.	Goals/Shots								AS	TF	ST	BL	SP	Personal Fouls													
				Total	%	A	C	X	5m	PS	CA						20C	20F	2EX	P	EX									
1	BISZTRITSANYI David	8	224																											
2	KORENYI Balazs	8	115	3/8	37.5%	1/4		0/1	0/1	2/2			3	1	4			2/4	2	3										
3	SZENTESI Adam	8	94	3/6	50.0%		2/4	0/1			1/1		1	11	2	2			2	2	1									
4	HALEK Marton	8	124	8/22	36.4%	3/7		0/1	5/13		0/1		2	2	4	2	3/4	11						1			1			
5	SZECSI David	8	98	4/9	44.4%	0/1	1/2	1/1	2/5						2	2		15						2			2			
6	KOVACS Gabor	8	176	11/29	37.9%	4/9	1/6	3/4	1/7		2/3		4	13	13	2	1/1	5	2											
7	MEZEI Tamas	8	153	9/24	37.5%	0/3	3/7	5/8	1/6				4	24	2	2		2	4											
8	TOTH Marton	8	158	18/42	42.9%	3/8	5/10	3/8	3/12	2/2	2/2		3	18	7	2	0/2	8	2											
9	ERDELYI Balazs	8	169	12/29	41.4%	3/6	1/3	3/7	2/9	1/1	2/3		4	3	7	4	6/9	2	1					1						
10	JUHASZ Zsolt	8	176	12/20	60.0%	2/4	1/1	1/2	5/10		3/3		9	5	6	2														
11	CHILKO Marton Bence	8	121	5/17	29.4%	1/5		2/4	1/7		1/1		4	4	2	1	6/12	1	4											
12	SOMOGYI Balazs	8	153	14/38	36.8%	2/6	1/1	6/12	5/19				7	6	10	4		2	6					1			1			
13	BARABAS Botond	8	32											1																
Totals				99/244	40.6%	19/53	15/34	24/49	25/89	5/5	11/14		41	91	67	25	18/32	50	27	1	5	4								
Against				54/211	25.6%	14/51	4/15	18/41	14/93	4/5	0/6		19	125	45	21	14/32	45	17	1	5	8								

Cap No.	Goalkeepers	Save/Shots							
		Total	%	A	C	X	5m	PS	CA
1	BISZTRITSANYI David	60/105	57.1%	19/29	10/13	5/20	23/36	0/4	3/3
13	BARABAS Botond	10/19	52.6%	3/7	0/1	0/3	5/6	1/1	1/1
Totals		70/124	56.5%	22/36	10/14	5/23	28/42	1/5	4/4

Time Outs		12
Exclusions with Substitution		4
Exclusions w/Subst after 4 min.		0

Match	Possessions		EX	2EX	Goals (G) / Misses (M)											CT									
	#	Time			X		AA		FT		5mF		PS												
					G	M	G	M	G	M	G	M	G	M											
<b>Totals</b>	335	2:01:42	4	1	24	25	45	56	4	12	21	52													19

LEGEND			
#	Number of possessions	%	Efficiency
20F	20 seconds exclusion in the field		20C 20 seconds exclusion in the centre forward position
A	Action shot	AA	All action shots (A, C and CA)
C	Centre shot	CA	Counter attack
G	Goals	M	Misses
PS	Penalty shot	SP	Sprint (Won/Sprints)
			CT Corner Throws
			Min. Minutes played
			ST Steals
			5m 5 metre shot
			AS Assists
			EX Exclusion
			MP Matches played
			TF Turnover Fouls
			5mF 5m shot in the field
			BL Blocked shots
			FT Free throw
			P Penalty
			X Extra player shot

## Cumulative Statistics

Суммарная статистика

### ITA - Italy After 8 matches

#### Preliminary Round

Cap No.	Name	MP	Min.	Goals/Shots								AS	TF	ST	BL	SP	Personal Fouls					
				Total	%	A	C	X	5m	PS	CA						20C	20F	2EX	P	EX	
1	MUGELLI Luca	5	16																			
2	DAMONTE Luca	5	88	8/19	42.1%	2/6		3/3	1/8		2/2	5	6	1	2		3	1				
3	di SOMMA Alessandro	5	112	3/9	33.3%	0/2	1/2	1/1	0/3		1/1	4	8	1	1		1	3		1		
4	LUONGO Stefano	5	121	15/35	42.9%	1/5	2/4	4/10	0/5	8/9	0/2	4	10	6	3	7/9		2		1		
5	LANZONI Giacomo	5	39	3/8	37.5%	1/2		0/1	1/3	0/1	1/1	1	1	1		0/1						
6	COPPOLI Francesco	5	100	6/15	40.0%	1/1		0/2	4/11		1/1	2	3	6	4		7	1	1	2		
7	STEARDO Davide	5	59	5/11	45.5%	0/1	1/2	1/2	2/5		1/1					3						
8	MARZIALI Luca	5	92	7/15	46.7%	0/1	5/8	1/4	1/2			1	10	4			1	7	2	2		
9	GITTO Matteo	5	122	5/15	33.3%	0/3		1/2	3/9		1/1	3	2	6	1	1/1	3	2	1	1		
10	MANDOLINI Jacopo	5	57	4/8	50.0%	1/2	2/5		1/7		1/1		7	1		1	3					
11	BINI Giacomo	5	97	5/19	26.3%	2/5	0/1	1/5			1/1	3	4		2		6		1	2		
12	di FULVIO Andrea	5	73	2/5	40.0%	0/1	1/2				1/1		2	5	8/9	3						
13	VASSALLO Gabriele	5	144	0/1	0.0%				0/1				1	1		1						
Totals				63/160	39.4%	8/29	12/24	12/30	13/54	8/10	10/12		24	55	32	13	16/20	23	25	4	5	6
Against				37/134	27.6%	8/33	2/13	12/24	6/54	4/5	5/5		16	80	26	12	4/20	41	10	4	10	5

Cap No.	Goalkeepers	Save/Shots							
		Total	%	A	C	X	5m	PS	CA
1	MUGELLI Luca	5/5	100.0%	3/3	1/1		1/1		
13	VASSALLO Gabriele	39/76	51.3%	9/17	8/10	2/14	20/26	0/4	0/5
Totals		44/81	54.3%	12/20	9/11	2/14	21/27	0/4	0/5

Time Outs	9
Exclusions with Substitution	6
Exclusions w/Subst after 4 min.	0

Match	Possessions		EX	2EX	Goals (G) / Misses (M)								CT		
	#	Time			X	AA		FT		5mF		PS			
						G	M	G	M	G	M	G		M	
ITA - BEL	52	13:51			5	6	17	13			4	2	2		5
SRB - ITA	42	16:42	2	1	1	2	2	4	1	1	3	8	1		1
ITA - BRA	39	14:57	2	2	3	2	4	4	2	4		7	2		
MNE - ITA	42	16:22			3	4	2	9		2	3	5	1	1	3
USA - ITA	40	15:56	2	1	0	4	5	6		2		10	2	1	2
Totals	215	1:17:48	6	4	12	18	30	36	3	9	10	32	2	1	11

#### Final Rounds

Cap No.	Name	MP	Min.	Goals/Shots								AS	TF	ST	BL	SP	Personal Fouls					
				Total	%	A	C	X	5m	PS	CA						20C	20F	2EX	P	EX	
1	MUGELLI Luca	3	16																			
2	DAMONTE Luca	3	74	8/19	42.1%	1/5	1/1	3/4	1/5	2/2	0/2	3	4	5	1	0/1	1	1		1		
3	di SOMMA Alessandro	3	83	3/8	37.5%		1/4	1/1	0/2		1/1	1	1	2	1							
4	LUONGO Stefano	1	29	3/6	50.0%	2/3		1/1	0/2				2	1	4/4							
5	LANZONI Giacomo	3	24	0/5	0.0%	0/1			0/3		0/1	1			1		1					
6	COPPOLI Francesco	3	60	1/5	20.0%				1/5			2	4	4		5	1			1		
7	STEARDO Davide	3	22	0/2	0.0%			0/1	0/1			1	1			3						
8	MARZIALI Luca	3	54	6/13	46.2%	1/2	3/9	2/2					9	2			2	2		1		
9	GITTO Matteo	3	82	2/9	22.2%	1/4			1/5			4	3	2	1/2	3			1	1		
10	MANDOLINI Jacopo	3	33	0/2	0.0%		0/1		0/1				4			1	3					
11	BINI Giacomo	3	67	3/12	25.0%	2/4	0/1	1/3	0/4			1	5		1	2	4			1		
12	di FULVIO Andrea	3	48	1/4	25.0%	0/1		1/1	0/2				1		2	3	1					
13	VASSALLO Gabriele	3	80												3/5	3						
Totals				27/85	31.8%	7/20	5/16	9/13	3/30	2/2	1/4		13	39	16	6	8/12	18	13	2	2	4
Against				28/68	41.2%	7/15	1/3	8/19	10/29	2/2			9	37	23	7	4/12	23	11	2	2	1

Cap No.	Goalkeepers	Save/Shots							
		Total	%	A	C	X	5m	PS	CA
1	MUGELLI Luca	4/9	44.4%	1/2	0/1	1/3	2/3		
13	VASSALLO Gabriele	17/40	42.5%	4/10		8/14	5/14	0/2	
Totals		21/49	42.9%	5/12	0/1	9/17	7/17	0/2	

Time Outs	6
Exclusions with Substitution	4
Exclusions w/Subst after 4 min.	0

Match	Possessions		EX	2EX	Goals (G) / Misses (M)								CT	
	#	Time			X	AA		FT		5mF		PS		
						G	M	G	M	G	M	G		M
ITA - AUS	42	18:00	1		4	2	3	6			11	1		3
ITA - HUN	40	16:30	2		3	1	3	14	1	1	1	4	1	4
ITA - SRB	42	17:47	1	2	2	1	7	7		4	1	7		2
Totals	124	52:17	4	2	9	4	13	27	1	5	2	22		9


**Cumulative Statistics**

Суммарная статистика

**ITA - Italy**  
 After 8 matches

**Overall (Preliminary + Final Rounds)**

Cap No.	Name	MP	Min.	Goals/Shots								AS	TF	ST	BL	SP	Personal Fouls									
				Total	%	A	C	X	5m	PS	CA						20C	20F	2EX	P	EX					
1	MUGELLI Luca	8	32										1													
2	DAMONTE Luca	8	162	16/38	42.1%	3/11	1/1	6/7	2/13	2/2	2/4	8	10	6	3	0/1	4	2			1					
3	di SOMMA Alessandro	8	195	6/17	35.3%	0/2	2/6	2/2	0/5	2/2	2/2	5	9	3	2		1	3			1					
4	LUONGO Stefano	6	150	18/41	43.9%	3/8	2/4	5/11	0/7	8/9	0/2	4	12	7	3	11/13		2						1		
5	LANZONI Giacomo	8	63	3/13	23.1%	1/3		0/1	1/6	0/1	1/2	2		1	1	0/1		1								
6	COPPOLI Francesco	8	161	7/20	35.0%	1/1		0/2	5/16		1/1	4	7	10	4		12	2	1	2	2					
7	STEARDO Davide	8	81	5/13	38.5%	0/1	1/2	1/3	2/6		1/1	1	1			6										
8	MARZIALI Luca	8	147	13/28	46.4%	1/3	8/17	3/6	1/2			1	19	6		1	9	4			3					
9	GITTO Matteo	8	204	7/24	29.2%	1/7		1/2	4/14		1/1	7	5	8	1	2/3	6	2	1	2	1					
10	MANDOLINI Jacopo	8	90	4/10	40.0%	1/2	2/6		0/1		1/1		11	1		2	6									
11	BINI Giacomo	8	164	8/31	25.8%	4/9	0/2	2/8	1/11		1/1	4	9		3	2	10			1				3		
12	di FULVIO Andrea	8	121	3/9	33.3%	0/2	1/2	1/1	0/2		1/1		3	5	2	11/14	6	1								
13	VASSALLO Gabriele	8	224	0/1	0.0%				0/1				1	1		1										
Totals				90/245	36.7%	15/49	17/40	21/43	16/84	10/12	11/16	37	94	48	19	24/32	41	38	6	7	10					
Against				65/202	32.2%	15/48	3/16	20/43	16/83	6/7	5/5	25	117	49	19	8/32	64	21	6	12	6					
Cap No.	Goalkeepers			Save/Shots								Time Outs					Exclusions with Substitution					Exclusions w/Subst after 4 min.				
Totals				65/130	50.0%	17/32	9/12	11/31	28/44	0/6	0/5															
1	MUGELLI Luca			9/14	64.3%	4/5	1/2	1/3	3/4																	
13	VASSALLO Gabriele			56/116	48.3%	13/27	8/10	10/28	25/40	0/6	0/5															

Match	Possessions		EX	2EX	Goals (G) / Misses (M)												CT							
	#	Time			X		AA		FT		5mF		PS											
	G	M	G	M	G	M	G	M	G	M	G	M												
<b>Totals</b>	339	2:10:05	10	6	21	22	43	63	4	14	12	54												20

LEGEND	
#	Number of possessions
20F	20 seconds exclusion in the field
A	Action shot
C	Centre shot
G	Goals
PS	Penalty shot
%	Efficiency
AA	All action shots (A, C and CA)
CA	Counter attack
M	Misses
SP	Sprint (Won/Sprints)
20C	20 seconds exclusion in the centre forward position
2EX	Double Exclusion
5m	5 metre shot
5mF	5m shot in the field
AS	Assists
BL	Blocked shots
EX	Exclusion
FT	Free throw
Min.	Minutes played
MP	Matches played
ST	Steals
TF	Turnover Fouls
P	Penalty
X	Extra player shot

Timing and Results provided by

## Cumulative Statistics

Суммарная статистика

### JPN - Japan After 8 matches

#### Preliminary Round

Cap No.	Name	MP	Min.	Goals/Shots								AS	TF	ST	BL	SP	Personal Fouls										
				Total	%	A	C	X	5m	PS	CA						20C	20F	2EX	P	EX						
1	KATO Renya	5	152	0/1	0.0%					0/1				3			9										
2	KONNO Yohei	5	61	3/12	25.0%	1/4	0/2	0/1	1/4	1/1							2							4	1	1	
3	ICHIKAWA Masahiro	5	117	6/13	46.2%		3/6	1/4	0/1			2/2				15	1							1			
4	SHIGA Mitsuaki	5	122	12/31	38.7%	3/10	1/3	2/5	1/7	1/1	4/5			6	15	15	2	9/16					1	3	1	1	
5	SUGANE Daiki	5	35	2/5	40.0%	0/2	0/1			1/1	1/1			5	2	2	1							1			
6	MATSUDA Haruka	5	34	4/4	100.0%	1/1	2/2	1/1							5	1											
7	HEMMI Yuta	5	100	10/13	76.9%	5/5	4/4	1/2	0/1		0/1			1	9	8	2	0/1							1		
8	KADONO Yuki	5	107	10/23	43.5%	4/9		3/5	2/7		1/2			7	4	1							3	2			
9	TAKEI Koji	5	139	29/43	67.4%	6/9	3/3	10/13	3/8	4/6	3/4			9	7	12							1	1			
10	ARAI Atsushi	5	80	4/14	28.6%	1/4	1/1	0/4	1/3		1/2			2	8	1		1/3					3	2			
11	EZAKI Daichi	5	76	8/15	53.3%	4/8	3/3	0/2	0/1		1/1				3	6							1		1		
12	YOSHIMITSU Takaaki	5	88	3/5	60.0%	2/2	1/2		0/1					1	3	3							4	1		1	
13	FUKUSHIMA Tomoyoshi	5	8																								
Totals				91/179	50.8%	27/54	18/27	18/37	8/34	7/9	13/18			34	77	61	5	10/20	18	12	1	6	3				
Against				47/126	37.3%	11/24	10/28	10/19	9/44	5/6	2/5			18	122	51	11	10/20	28	20	1	9	5				

Cap No.	Goalkeepers	Save/Shots							
		Total	%	A	C	X	5m	PS	CA
1	KATO Renya	45/91	49.5%	9/20	9/18	7/17	17/26	1/6	2/4
13	FUKUSHIMA Tomoyoshi	2/3	66.7%		1/2		1/1		
Totals		47/94	50.0%	9/20	10/20	7/17	18/27	1/6	2/4

Time Outs	7
Exclusions with Substitution	3
Exclusions w/Subst after 4 min.	0

Match	Possessions		EX	2EX	Goals (G) / Misses (M)										CT
	#	Time			X		AA		FT		5mF		PS		
					G	M	G	M	G	M	G	M	G	M	
JPN - AUS	47	14:49			3	2	6	11		1	1	9		1	2
CAN - JPN	53	13:41			3	4	19	7			1	3	2		1
RUS - JPN	50	15:51			3	8	6	6		2	1	2	1	1	
JPN - GEO	60	14:14			7	3	25	12			2	2	1		4
JPN - HUN	46	15:02	3	1	2	2	2	5	1	1	2	6	3		2
Totals	256	1:13:37	3	1	18	19	58	41	1	4	7	22	3		9

#### Final Rounds

Cap No.	Name	MP	Min.	Goals/Shots								AS	TF	ST	BL	SP	Personal Fouls										
				Total	%	A	C	X	5m	PS	CA						20C	20F	2EX	P	EX						
1	KATO Renya	3	96	0/2	0.0%					0/2				1	1	5									1		
2	KONNO Yohei	3	26	0/1	0.0%						0/1					5									1		
3	ICHIKAWA Masahiro	3	81	0/8	0.0%	0/1	0/6				0/1			1	4	1								1			
4	SHIGA Mitsuaki	3	77	1/16	6.3%	0/4	0/1	0/1	1/5		0/5			5	5	6		4/11						4		1	
5	SUGANE Daiki	3	3																								
6	MATSUDA Haruka	3	20	0/1	0.0%		0/1									3								1			
7	HEMMI Yuta	3	76	6/10	60.0%		1/2	3/4	0/2		2/2					3								1			
8	KADONO Yuki	3	77	4/13	30.8%	2/4		1/3	0/4		1/2			2	6	2		0/1						1			
9	TAKEI Koji	3	88	12/26	46.2%	2/9		1/2	2/6	6/6	1/3					8	9							1			
10	ARAI Atsushi	3	58	1/6	16.7%	0/1		0/1	0/3		1/1					5	2							1			
11	EZAKI Daichi	3	23	0/3	0.0%	0/1		0/1	0/1		0/1					3											
12	YOSHIMITSU Takaaki	3	47	2/2	100.0%		1/1		1/1							3	1								1		
13	FUKUSHIMA Tomoyoshi	3																									
Totals				26/88	29.5%	4/20	2/11	5/12	4/24	6/6	5/15			9	50	26		4/12	8	6		4	1				
Against				32/63	50.8%	8/21	8/16	8/10	1/9	4/4	3/3			15	64	34	4	8/12	11	6		6	1				

Cap No.	Goalkeepers	Save/Shots							
		Total	%	A	C	X	5m	PS	CA
1	KATO Renya	19/51	37.3%	10/18	3/11	1/9	5/6	0/4	0/3
13	FUKUSHIMA Tomoyoshi								
Totals		19/51	37.3%	10/18	3/11	1/9	5/6	0/4	0/3

Time Outs	4
Exclusions with Substitution	1
Exclusions w/Subst after 4 min.	0

Match	Possessions		EX	2EX	Goals (G) / Misses (M)										CT
	#	Time			X		AA		FT		5mF		PS		
					G	M	G	M	G	M	G	M	G	M	
SRB - JPN	48	17:27	1		1	3	3	13		1		2	3		2
JPN - BRA	45	14:54			3	1	5	7			2	6	2		1
USA - JPN	45	15:16			1	3	3	15	1	4	1	7	1		3
Totals	138	47:37	1		5	7	11	35	1	5	3	15	1		6

Timing and Results provided by TISSOT



## Cumulative Statistics

Суммарная статистика

### JPN - Japan After 8 matches

#### Overall (Preliminary + Final Rounds)

Cap No.	Name	MP	Min.	Goals/Shots								AS	TF	ST	BL	SP	Personal Fouls						
				Total	%	A	C	X	5m	PS	CA						20C	20F	2EX	P	EX		
1	KATO Renya	8	248	0/3	0.0%				0/3				4	1	14					2			
2	KONNO Yohei	8	87	3/13	23.1%	1/4	0/2	0/1	1/4	1/1	0/1			6	2				4	1	2	1	
3	ICHIKAWA Masahiro	8	197	6/21	28.6%	0/1	3/12	1/4	0/1		2/3	1	19	2				1	1	1	1		
4	SHIGA Mitsuki	8	199	13/47	27.7%	3/14	1/4	2/6	2/12	1/1	4/10	11	20	21	2	13/27	1	7	1	1	2		
5	SUGANE Daiki	8	38	2/5	40.0%	0/2	0/1			1/1	1/1	5	2	2	1					1			
6	MATSUDA Haruka	8	54	4/5	80.0%	1/1	2/3	1/1					8	1					1				
7	HEMMI Yuta	8	175	16/23	69.6%	5/5	5/6	4/6	0/3		2/3	1	12	8	2	0/2	2	1	1		1		
8	KADONO Yuki	8	184	14/36	38.9%	6/13		4/8	2/11		2/4	9	10	3				3	2				
9	TAKEI Koji	8	228	41/69	59.4%	8/18	3/3	11/15	5/14	10/12	4/7	9	15	21				2	1				
10	ARAI Atsushi	8	139	5/20	25.0%	1/5	1/1	0/5	1/6		2/3	2	13	3	1/3	4	2						
11	EZAKI Daichi	8	99	8/18	44.4%	4/9	3/3	0/3	0/2		1/1		6	6					1		1		
12	YOSHIMITSU Takaaki	8	136	5/7	71.4%	2/2	2/3		1/2			1	6	4				9	1		1	1	
13	FUKUSHIMA Tomoyoshi	8	8																				
Totals				117/267	43.8%	31/74	20/38	23/49	12/58	13/15	18/33	43	127	87	5	14/32	26	18	1	10	4		
Against				79/189	41.8%	19/45	18/44	18/29	10/53	9/10	5/8	33	186	85	15	18/32	39	26	1	15	6		
Goalkeepers				Save/Shots													Time Outs					11	
				Total	%	A	C	X	5m	PS	CA	Exclusions with Substitution					4						
1	KATO Renya			64/142	45.1%	19/38	12/29	8/26	22/32	1/10	2/7	Exclusions w/Subst after 4 min.					0						
13	FUKUSHIMA Tomoyoshi			2/3	66.7%	1/2			1/1														
Totals				66/145	45.5%	19/38	13/31	8/26	23/33	1/10	2/7												

Match	Possessions		EX	2EX	Goals (G) / Misses (M)										CT						
	#	Time			X	AA	FT	5mF	PS	G		M									
Totals	394	2:01:14	4	1	23	26	69	76	2	9	10	37	1								15

LEGEND											
#	Number of possessions	%	Efficiency	20C	20 seconds exclusion in the centre forward position						
20F	20 seconds exclusion in the field			2EX	Double Exclusion	5m	5 metre shot	5mF	5m shot in the field		
A	Action shot	AA	All action shots (A, C and CA)	AS	Assists	BL	Blocked shots	FT	Free throw		
C	Centre shot	CA	Counter attack	CT	Corner Throws	EX	Exclusion	MP	Matches played	P	Penalty
G	Goals	M	Misses	Min.	Minutes played	MP	Matches played	SP	Sprint (Won/Sprints)	ST	Steals
PS	Penalty shot	SP	Sprint (Won/Sprints)	ST	Steals	TF	Turnover Fouls	X	Extra player shot		

Timing and Results provided by TISSOT

## Cumulative Statistics

Суммарная статистика

### MNE - Montenegro After 7 matches

#### Preliminary Round

Cap No.	Name	MP	Min.	Goals/Shots								AS	TF	ST	BL	SP	Personal Fouls								
				Total	%	A	C	X	5m	PS	CA						20C	20F	2EX	P	EX				
1	LAZOVIC Dejan	5	126																						
2	VICO Nemanja	5	50	4/9	44.4%	0/1	1/5	3/3					1	9		3						1			
3	MARKOVIC Nikola	5	108	6/28	21.4%	0/3	1/3	0/2	3/17		2/3	5	1	8							3	4	1		2
4	GOPCEVIC Marko	5	115	4/13	30.8%	1/5	0/1	1/1	1/5		1/1	1	3	3	2	5/13				1	2		1		
5	KOVACEVIC Stefan	5	63	2/6	33.3%	2/3			0/3			1	1	2						5	1		1	1	
6	POPOVIC Miljan	5	132	5/26	19.2%	1/5		1/3	1/14	0/1	2/3	4	3	12	1	2/2				5	2			1	
7	POROBIC Igor	5	94	4/15	26.7%	0/2			2/5	1/7		2	7	1	3					1					
8	SARIC Jovan	5	111	12/26	46.2%	5/11	0/1	3/3	2/8	1/1	1/2	1	1	5					3	1					
9	LATINOVIC Radovan	5	90	3/12	25.0%		0/2	0/1	0/6		3/3	2	3	3	2					4			2		
10	MURISIC Nikola	5	68	12/21	57.1%	0/3	7/13	3/3	1/1		1/1			10	3					2	1				
11	IVANCEVIC Marko	5	50	2/4	50.0%	1/1		1/2			0/1	1	6							2	1				
12	VUKMIROVIC Marko	5	81	2/6	33.3%	1/3		1/1	0/2			4	3	3	1	2/5				3	2			1	
13	KRALJ Aleksandro	5	34																						
Totals				56/166	33.7%	11/37	9/25	15/24	9/63	1/2	11/15	22	50	43	9	9/20	28	13	1	4	5				
Against				39/115	33.9%	7/27	5/15	12/22	11/45	3/4	1/2	20	86	23	16	11/20	24	13	1	2	1				
Cap No.	Goalkeepers	Save/Shots								Time Outs	Exclusions with Substitution	Exclusions w/Subst after 4 min.													
		Total	%	A	C	X	5m	PS	CA																
1	LAZOVIC Dejan	37/70	52.9%	10/16	8/13	4/13	15/24	0/3	0/1															7	
13	KRALJ Aleksandro	7/13	53.8%	2/3		1/4	4/6																		5
Totals		44/83	53.0%	12/19	8/13	5/17	19/30	0/3	0/1																0

Match	Possessions		EX	2EX	Goals (G) / Misses (M)										CT								
	#	Time			X	AA		FT		5mF		PS											
						G	M	G	M	G	M	G	M										
SRB - MNE	44	17:30			1		2	6	1	1	1	13			1								6
MNE - USA	38	14:58	2	1	2	2	6	13		1		9											4
BEL - MNE	51	13:51			6	1	16	13			1	6	1										2
MNE - ITA	40	15:38	2		5	3	6	7	1		1	9											
BRA - MNE	43	16:10	1		1	3	1	7				4	15										5
CAN - MNE	43	14:04			2	2	4	10	1		1	10	1										2
MNE - GEO	48	12:40			3	1	10	11			4	4	6										2
Totals	216	1:18:07	5	1	15	9	31	46	2	2	7	52											17

#### Final Rounds

Cap No.	Name	MP	Min.	Goals/Shots								AS	TF	ST	BL	SP	Personal Fouls								
				Total	%	A	C	X	5m	PS	CA						20C	20F	2EX	P	EX				
1	LAZOVIC Dejan	2	32																						
2	VICO Nemanja	2	9	0/1	0.0%		0/1																		
3	MARKOVIC Nikola	2	48	3/7	42.9%	0/1	1/1	1/1	0/3		1/1	3	1	2	2										
4	GOPCEVIC Marko	2	52	3/6	50.0%	1/1		1/1	1/4																
5	KOVACEVIC Stefan	2	33	0/2	0.0%	0/1	0/1																		
6	POPOVIC Miljan	2	36	2/4	50.0%	1/2			1/2			2	3	2	2										
7	POROBIC Igor	2	37	2/10	20.0%	2/4	0/1	0/2	0/2		0/1	3		1											
8	SARIC Jovan	2	43	5/10	50.0%	0/1		1/1	2/6	1/1	1/1			1	3										
9	LATINOVIC Radovan	2	35	3/7	42.9%	2/3			1/4			3	2	3	1							1			
10	MURISIC Nikola	2	28	5/13	38.5%	0/1	4/9	1/1	0/2					5											
11	IVANCEVIC Marko	2	27	2/5	40.0%		1/3	1/2						4											
12	VUKMIROVIC Marko	2	36	1/4	25.0%	0/2			1/2			1		1		1/1									
13	KRALJ Aleksandro	2	32	0/1	0.0%				0/1					1											
Totals				26/70	37.1%	6/16	6/16	5/8	6/26	1/1	2/3	12	21	17	5	5/8	4	3							
Against				5/38	13.2%	0/5	2/6	2/3	0/21		1/3	2	48	8	2	3/8	8	2							
Cap No.	Goalkeepers	Save/Shots								Time Outs	Exclusions with Substitution	Exclusions w/Subst after 4 min.													
		Total	%	A	C	X	5m	PS	CA																
1	LAZOVIC Dejan	6/9	66.7%	0/1	0/2	5/5		1/1																1	
13	KRALJ Aleksandro	9/11	81.8%	2/2	2/3	4/4		1/2																	0
Totals		15/20	75.0%	2/2	2/4	0/2	9/9		2/3																0

**Cumulative Statistics**

Суммарная статистика

**MNE - Montenegro**

After 7 matches

**Overall (Preliminary + Final Rounds)**

Cap No.	Name	MP	Min.	Goals/Shots								AS	TF	ST	BL	SP	Personal Fouls											
				Total	%	A	C	X	5m	PS	CA						20C	20F	2EX	P	EX							
1	LAZOVIC Dejan	7	158																									
2	VICO Nemanja	7	59	4/10	40.0%	0/1	1/6	3/3																				
3	MARKOVIC Nikola	7	156	9/35	25.7%	0/4	2/4	1/3	3/20			3/4	8	2	10	2								3	4	1		2
4	GOPCEVIC Marko	7	166	7/19	36.8%	2/6	0/1	2/2	2/9			1/1	1	4	5	2	9/19							1	4		1	
5	KOVACEVIC Stefan	7	96	2/8	25.0%	2/4	0/1		0/3				1	1	3		0/1							8	1		1	1
6	POPOVIC Miljan	7	168	7/30	23.3%	2/7		1/3	2/16	0/1	2/3		6	6	14	3	2/2							6	2			1
7	POROBIC Igor	7	131	6/25	24.0%	2/6	0/1	2/7	1/9		1/2		5	7	2	3								1				
8	SARIC Jovan	7	154	17/36	47.2%	5/12	0/1	4/4	4/14	2/2	2/3		1	2	8									3	2			
9	LATINOVIC Radovan	7	125	6/19	31.6%	2/3	0/2	0/1	1/10		3/3		5	5	6	3								4			2	
10	MURISIC Nikola	7	95	17/34	50.0%	0/4	11/22	4/4	1/3		1/1				3													
11	IVANCEVIC Marko	7	77	4/9	44.4%	1/1	1/3	2/4			0/1		1	10										2	1			
12	VUKMIROVIC Marko	7	117	3/10	30.0%	1/5		1/1	1/4				5	3	4	1	3/6							3	2			1
13	KRALJ Aleksandro	7	66	0/1	0.0%				0/1					1	1													
<b>Totals</b>				82/236	34.7%	17/53	15/41	20/32	15/89	2/3	13/18		34	71	60	14	14/28							32	16	1	4	5
<b>Against</b>				44/153	28.8%	7/32	7/21	14/25	11/66	3/4	2/5		22	134	31	18	14/28							32	15	1	3	1

Cap No.	Goalkeepers	Save/Shots										Time Outs			Exclusions with Substitution			Exclusions w/Subst after 4 min.											
		Total	%	A	C	X	5m	PS	CA																				
1	LAZOVIC Dejan	43/79	54.4%	10/16	8/14	4/15	20/29	0/3	1/2												8								
13	KRALJ Aleksandro	16/24	66.7%	4/5	2/3	1/4	8/10		1/2												5								
<b>Totals</b>		59/103	57.3%	14/21	10/17	5/19	28/39	0/3	2/4												8								

Match	Possessions		EX	2EX	Goals (G) / Misses (M)												CT												
	#	Time			X		AA		FT		5mF		PS																
	G	M	G	M	G	M	G	M	G	M	G	M																	
<b>Totals</b>	307	1:44:51	5	1	20	12	45	67	3	6	12	68																	21

LEGEND											
#	Number of possessions	%	Efficiency	20C	20 seconds exclusion in the centre forward position	2EX	Double Exclusion	5m	5 metre shot	5mF	5m shot in the field
20F	20 seconds exclusion in the field	AA	All action shots (A, C and CA)	AS	Assists	BL	Blocked shots	EX	Exclusion	FT	Free throw
A	Action shot	CA	Counter attack	CT	Corner Throws	MP	Matches played	M	Misses	P	Penalty
C	Centre shot	M	Misses	Min.	Minutes played	TF	Turnover Fouls	G	Goals	X	Extra player shot
G	Goals	SP	Sprint (Won/Sprints)	ST	Steals			PS	Penalty shot		

Timing and Results provided by

**Cumulative Statistics**

Суммарная статистика

**RUS - Russian Fed.**

After 8 matches

**Preliminary Round**

Cap No.	Name	MP	Min.	Goals/Shots								AS	TF	ST	BL	SP	Personal Fouls							
				Total	%	A	C	X	5m	PS	CA						20C	20F	2EX	P	EX			
1	KOSTROV Evgeniy	5	120																					
2	LAZAREV Nikolay	5	103	9/16	56.3%	4/5		1/5	2/4		2/2	1	1	4					1					
3	ODINTSOV Artem	5	86	5/12	41.7%	3/4	0/1	1/1	0/5		1/1	2	4	5					4			1		
4	RIZOV-ALENICHEV Aleksei	5	113	11/19	57.9%	5/7	2/2	2/4	0/4		2/2	4	2	7		2/3			2	1				
5	ZINNATULLIN Albert	5	80	2/7	28.6%	2/2		0/1	0/4				3	2	2				5					
6	ASHAEV Artem	5	99	14/26	53.8%	5/8		1/3	6/11	1/1	1/3	6	6	11				3	1					
7	TIMAKOV Vladislav	5	76	3/8	37.5%	0/1	3/7					1	16	5	1				1	2				
8	NAGAEV Ivan	5	100	10/22	45.5%	6/9	1/1	2/5	1/6	0/1		6	5	3		4/5			2	4			1	
9	LATYPOV Adel	5	82	11/19	57.9%	2/4	2/2	4/4	2/7		1/2	2	5	5	3				2					
10	BUYAK Victor	5	52	2/5	40.0%	0/2		2/2	0/1										3					
11	LISUNOV Sergei	5	84	8/18	44.4%	1/1	5/11	2/4			0/2		10	2									1	
12	ANDRUKOV Stepan	5	86	3/10	30.0%	1/2	1/1	0/1	1/6			7	3	1	2	7/11			3	4			1	
13	KORNEEV Kirill	5	40									1		1									1	
Totals				78/162	48.1%	29/45	14/25	15/30	12/48	1/2	7/12	38	60	51	8	14/20	26	13					6	2
Against				33/134	24.6%	5/23	2/14	10/29	9/57	4/6	3/5	8	84	29	8	6/20	24	12					2	4
Cap No.	Goalkeepers	MP	Min.	Save/Shots								AS	TF	ST	BL	SP	20C	20F	2EX	P	EX			
				Total	%	A	C	X	5m	PS	CA													
1	KOSTROV Evgeniy			38/67	56.7%	9/13	3/5	8/17	14/21	2/6	2/5												4	
13	KORNEEV Kirill			18/22	81.8%	2/3	5/5	3/4	8/10														2	
Totals				56/89	62.9%	11/16	8/10	11/21	22/31	2/6	2/5												0	

Time Outs	4
Exclusions with Substitution	2
Exclusions w/Subst after 4 min.	0

Match	Possessions		EX	2EX	Goals (G) / Misses (M)										CT		
	#	Time			X		AA		FT		5mF		PS				
					G	M	G	M	G	M	G	M	G	M			
RUS - CAN	49	15:05	1		3	3	17	6			3	7			1		2
RUS - HUN	40	16:33			5	3	2	4	1	2	1	8					1
RUS - JPN	49	16:09			2	1	9	11		1	2	6					2
RUS - AUS	41	14:53	1		2	6	8	5			1	10	1				
RUS - GEO	43	12:48			3	2	14	6	1	1	3	1					
Totals	222	1:15:28	2		15	15	50	32	2	4	10	32					5

**Final Rounds**

Cap No.	Name	MP	Min.	Goals/Shots								AS	TF	ST	BL	SP	Personal Fouls							
				Total	%	A	C	X	5m	PS	CA						20C	20F	2EX	P	EX			
1	KOSTROV Evgeniy	3	96																					
2	LAZAREV Nikolay	3	48	2/6	33.3%	0/2			2/4			5	1	2	1	0/1			1	3				
3	ODINTSOV Artem	3	62	3/10	30.0%	1/2		1/2	0/5		1/1	1	2	4	1			5					1	
4	RIZOV-ALENICHEV Aleksei	3	89	6/13	46.2%	0/1		1/1	3/9		2/2	2		4		2/3								
5	ZINNATULLIN Albert	3	47	2/4	50.0%			1/2	1/2					3				2	1					
6	ASHAEV Artem	3	75	2/11	18.2%	0/3		0/1	1/6		1/1	3	5	3	2			3						
7	TIMAKOV Vladislav	3	35	1/5	20.0%		1/4		0/1				5						1					
8	NAGAEV Ivan	3	75	3/16	18.8%	1/3		1/4	1/9			3		5									1	
9	LATYPOV Adel	3	36	6/11	54.5%			3/3	3/7		0/1	1	1			0/1			1	2				
10	BUYAK Victor	3	8									1							1					
11	LISUNOV Sergei	3	62	2/7	28.6%		1/5	1/2					8	1					1	1				
12	ANDRUKOV Stepan	3	41	3/7	42.9%	0/1		2/2	1/4			1	1	1	2	4/6			1	3				
13	KORNEEV Kirill	3																						
Totals				30/90	33.3%	2/12	2/9	10/17	12/47		4/5	16	27	18	9	7/12	14	14	2					2
Against				21/86	24.4%	4/17	2/11	9/18	4/37		2/3	10	31	10	10	5/12	18	9	2	1	1			1
Cap No.	Goalkeepers	MP	Min.	Save/Shots								AS	TF	ST	BL	SP	20C	20F	2EX	P	EX			
				Total	%	A	C	X	5m	PS	CA													
1	KOSTROV Evgeniy			35/56	62.5%	9/13	8/10	3/12	15/19		0/2												4	
13	KORNEEV Kirill																						2	
Totals				35/56	62.5%	9/13	8/10	3/12	15/19		0/2												0	

Time Outs	4
Exclusions with Substitution	2
Exclusions w/Subst after 4 min.	0

Match	Possessions		EX	2EX	Goals (G) / Misses (M)										CT								
	#	Time			X		AA		FT		5mF		PS										
					G	M	G	M	G	M	G	M	G	M									
RUS - BRA	40	14:38			6	2	5	3			3	10											2
SRB - RUS	38	17:43	2	2	2		3	5	1	2	6	13											1
HUN - RUS	39	17:28			2	5	10	1	1	1	9												5
Totals	117	49:49	2	2	10	7	8	18	2	3	10	32											8

Timing and Results provided by





## Cumulative Statistics

Суммарная статистика

### RUS - Russian Fed.

After 8 matches

#### Overall (Preliminary + Final Rounds)

Cap No.	Name	MP	Min.	Goals/Shots								AS	TF	ST	BL	SP	Personal Fouls						
				Total	%	A	C	X	5m	PS	CA						20C	20F	2EX	P	EX		
1	KOSTROV Evgeniy	8	216										1	1	5			1			1		
2	LAZAREV Nikolay	8	150	11/22	50.0%	4/7		1/5	4/8		2/2	13	5	7	1	0/1	1	4			2	2	
3	ODINTSOV Artem	8	148	8/22	36.4%	4/6	0/1	2/3	0/10		2/2	3	6	9	1		9						
4	RIZOV-ALENICHEV Aleksei	8	202	17/32	53.1%	5/8	2/2	3/5	3/13		4/4	6	2	11		4/6	2	1					
5	ZINNATULLIN Albert	8	127	4/11	36.4%	2/2		1/3	1/6				3	5	2		7	1					
6	ASHAEV Artem	8	174	16/37	43.2%	5/11		1/4	7/17	1/1	2/4	9	11	14	2		6	1					
7	TIMAKOV Vladislav	8	111	4/13	30.8%	0/1	4/11		0/1			1	21	5	1		1	3					
8	NAGAEV Ivan	8	174	13/38	34.2%	7/12	1/1	3/9	2/15	0/1		9	5	3	2	5/6	3	7	2	1	1		
9	LATYPOV Adel	8	118	17/30	56.7%	2/4	2/2	7/7	5/14		1/3	3	6	5	3	1/2	2	1					
10	BUYAK Victor	8	60	2/5	40.0%	0/2		2/2	0/1			1				3	1						
11	LISUNOV Sergei	8	146	10/25	40.0%	1/1	6/16	3/6			0/2		18	2	1		1	1		1	1		
12	ANDRUKOV Stepan	8	127	6/17	35.3%	1/3	1/1	2/3	2/10			7	4	2	4	11/17	4	7		1	1		
13	KORNEEV Kirill	8	40									1		1									
Totals				108/252	42.9%	31/57	16/34	25/47	24/95	1/2	11/17	54	87	69	17	21/32	40	27	2	6	4		
Against				54/220	24.5%	9/40	4/25	19/47	13/94	4/6	5/8	18	115	39	18	11/32	42	21	2	3	5		
Goalkeepers				Save/Shots																			
				Total	%	A	C	X	5m	PS	CA												
1	KOSTROV Evgeniy			73/123	59.3%	18/26	11/15	11/29	29/40	2/6	2/7												
13	KORNEEV Kirill			18/22	81.8%	2/3	5/5	3/4	8/10														
Totals				91/145	62.8%	20/29	16/20	14/33	37/50	2/6	2/7												

Time Outs	8
Exclusions with Substitution	4
Exclusions w/Subst after 4 min.	0

Match	Possessions		EX	2EX	Goals (G) / Misses (M)										CT						
	#	Time			X	AA	FT	5mF	PS	G	M	G	M								
Totals	339	2:05:17	4	2	25	22	58	50	4	7	20	64									13

LEGEND									
#	Number of possessions	%	Efficiency	20C	20 seconds exclusion in the centre forward position				
20F	20 seconds exclusion in the field			2EX	Double Exclusion	5m	5 metre shot	5mF	5m shot in the field
A	Action shot	AA	All action shots (A, C and CA)	AS	Assists	BL	Blocked shots	FT	Free throw
C	Centre shot	CA	Counter attack	CT	Corner Throws	EX	Exclusion	MP	Minutes played
G	Goals	M	Misses	Min.	Minutes played	MP	Matches played	P	Penalty
PS	Penalty shot	SP	Sprint (Won/Sprints)	ST	Steals	TF	Turnover Fouls	X	Extra player shot

Timing and Results provided by TISSOT

## Cumulative Statistics

Суммарная статистика

### SRB - Serbia After 8 matches

#### Preliminary Round

Cap No.	Name	MP	Min.	Goals/Shots								AS	TF	ST	BL	SP	Personal Fouls									
				Total	%	A	C	X	5m	PS	CA						20C	20F	2EX	P	EX					
1	ZIVOJINOVIC Stefan	5	115										2													
2	RASOVIC Strahinja	5	105	8/21	38.1%	1/6	1/1	1/2	1/7	2/3	2/2	5	2	2			1/3									
3	POPOVIC Boris	5	84	2/13	15.4%	0/1	0/7	2/4	0/1			1	11	4							1	3	1			
4	MARKOVIC Dusan	5	94	8/16	50.0%	1/2		3/3	3/10	1/1		2	6	3	2					6						
5	MILICIC Milos	5	73	3/5	60.0%	0/1		2/2	1/2			1		2												
6	RACKOV Ivan	5	109	12/21	57.1%	4/4	3/4	3/6	1/5		1/2	4	8	1	2	2/3				2	1					
7	MILICEVIC Mihajlo	5	45	2/6	33.3%	1/1	0/1	0/2	1/2				2	1	1					3				1		
8	DEDOVIC Nikola	5	113	4/21	19.0%	1/8	2/5	1/1	0/7				9	5	1					1						
9	ASANOVIC Mateja	5	78	1/8	12.5%	0/3		0/1	1/3		0/1	5	6	3		0/1										
10	VAPENSKI Boris	5	101	8/19	42.1%	2/9	0/1	3/3	2/5		1/1	3	7	4	2	1/1				3	1				1	
11	STOJCIC Nenad	5	60	3/10	30.0%	0/2	2/4	1/2	0/2			1	7	1						1				1		
12	VUKSANOVIC Srdan	5	99	10/17	58.8%	2/6	3/5	2/3		1/1	2/2	2	5	12	1	9/12				1				1		
13	DRAKSIMOVIC Marko	5	45	0/1	0.0%				0/1			1		1												
Totals				61/158	38.6%	12/43	11/28	18/29	10/45	4/5	6/8	27	63	43	9	13/20	16	9	1	3	1					
Against				28/126	22.2%	1/18	3/15	5/8	14/79	2/3	3/3	11	91	24	9	7/20	33	9	1	5	5					
Cap No.	Goalkeepers	MP	Min.	Save/Shots								AS	TF	ST	BL	SP	Personal Fouls									
				Total	%	A	C	X	5m	PS	CA						20C	20F	2EX	P	EX					
1	ZIVOJINOVIC Stefan			32/55	58.2%	3/4	9/12	0/4	19/30	1/3	0/2														4	
13	DRAKSIMOVIC Marko			20/25	80.0%	4/4		1/2	15/18		0/1														1	
Totals				52/80	65.0%	7/8	9/12	1/6	34/48	1/3	0/3														0	

Time Outs	4
Exclusions with Substitution	1
Exclusions w/Subst after 4 min.	0

Match	Possessions		EX	2EX	Goals (G) / Misses (M)										CT										
	#	Time			X	AA	FT	5mF	PS	G		M													
	G	M	G	M	G	M	G	M	G	M	G	M													
SRB - MNE	43	14:30			3	2	3	6		2	2	6	1											3	
SRB - ITA	43	15:18	1	1	2	1	1	8	1	1	1	9	2	1											3
SRB - USA	43	13:37			3	2	5	16	1			7													4
SRB - BRA	48	15:09			8	1	5	16		1	1	5													2
SRB - BEL	44	11:08			2	5	15	4	2		2	4	1												2
Totals	221	1:09:42	1	1	18	11	29	50	4	4	6	31	1												14

#### Final Rounds

Cap No.	Name	MP	Min.	Goals/Shots								AS	TF	ST	BL	SP	Personal Fouls									
				Total	%	A	C	X	5m	PS	CA						20C	20F	2EX	P	EX					
1	ZIVOJINOVIC Stefan	3	80																							
2	RASOVIC Strahinja	3	56	4/11	36.4%	1/5		2/2	1/4			1	8	1	1										1	
3	POPOVIC Boris	3	50	5/9	55.6%	1/1	2/6	2/2				1	3	1										1		
4	MARKOVIC Dusan	3	59	2/10	20.0%	0/2	0/2	0/2	1/3	1/1		1	4	7	1					4	1	1			1	
5	MILICIC Milos	3	52	1/1	100.0%				1/1				3	2	2											
6	RACKOV Ivan	3	56	3/7	42.9%	0/1	0/1	3/3	0/1		0/1	3	5	1		3/5										
7	MILICEVIC Mihajlo	3	20	2/2	100.0%			2/2					1	1	1					2				1		
8	DEDOVIC Nikola	3	73	8/17	47.1%	3/5	2/3	2/4	1/5			4	2		1					3						
9	ASANOVIC Mateja	3	49	2/3	66.7%	2/2			0/1			2	1	4	1					2				1		
10	VAPENSKI Boris	3	66	3/12	25.0%	2/7		0/2	1/3			3								3			1	1		
11	STOJCIC Nenad	3	32	2/2	100.0%				1/1				6	1	1					1	2					
12	VUKSANOVIC Srdan	3	63	6/9	66.7%	2/4		3/4				2	2	5		2/7				1	1					
13	DRAKSIMOVIC Marko	3	16																							
Totals				38/83	45.8%	11/27	6/14	12/19	6/19	1/1	2/3	17	39	24	7	5/12	17	9	4	4	2					2
Against				29/87	33.3%	6/16	3/14	5/9	8/37	3/3	4/8	12	41	16	4	7/12	14	13	4	1	4					4
Cap No.	Goalkeepers	MP	Min.	Save/Shots								AS	TF	ST	BL	SP	Personal Fouls									
				Total	%	A	C	X	5m	PS	CA						20C	20F	2EX	P	EX					
1	ZIVOJINOVIC Stefan			26/52	50.0%	7/13	7/9	1/5	9/16	0/3	2/6														4	
13	DRAKSIMOVIC Marko			3/6	50.0%	0/1	0/1	0/1	3/4		0/1															2
Totals				29/58	50.0%	7/13	7/10	1/6	12/20	0/3	2/6															0

Time Outs	4
Exclusions with Substitution	2
Exclusions w/Subst after 4 min.	0

Match	Possessions		EX	2EX	Goals (G) / Misses (M)										CT										
	#	Time			X	AA	FT	5mF	PS	G		M													
	G	M	G	M	G	M	G	M	G	M	G	M													
SRB - JPN	46	14:33			3	1	10	8			1	3	1												
SRB - RUS	41	14:17	1	2	5	5	4	11	1	3	1	3													4
ITA - SRB	35	14:13	1	2	4	1	5	6			3	4													1
Totals	122	43:03	2	4	12	7	19	25	1	3	5	10													5


**Cumulative Statistics**

Суммарная статистика

**SRB - Serbia**

After 8 matches

**Overall (Preliminary + Final Rounds)**

Cap No.	Name	MP	Min.	Goals/Shots								AS	TF	ST	BL	SP	Personal Fouls					
				Total	%	A	C	X	5m	PS	CA						20C	20F	2EX	P	EX	
1	ZIVOJINOVIC Stefan	8	195																			
2	RASOVIC Strahinja	8	161	12/32	37.5%	2/11	1/1	3/4	2/11	2/3	2/2	6	10	3	1	1/3		5	2		1	1
3	POPOVIC Boris	8	134	7/22	31.8%	1/2	2/13	4/6	0/1			2	14	5			1	3	1		1	
4	MARKOVIC Dusan	8	152	10/26	38.5%	1/4	0/2	3/5	4/13	2/2		3	10	10	3		10	1	1			1
5	MILICIC Milos	8	125	4/6	66.7%	0/1		2/2	2/3			1	3	4	2		3					
6	RACKOV Ivan	8	164	15/28	53.6%	4/5	3/5	6/9	1/6		1/3	7	13	2	2	5/8	2	1				
7	MILICEVIC Mihajlo	8	66	4/8	50.0%	1/1	2/3	0/2	1/2				3	2	1		5			2		
8	DEDOVIC Nikola	8	186	12/38	31.6%	4/13	4/8	3/5	1/12			4	11	5	2		3	1				
9	ASANOVIC Mateja	8	127	3/11	27.3%	2/5		0/1	1/4		0/1	7	7	7	1	0/1		2		1		
10	VAPENSKI Boris	8	166	11/31	35.5%	4/16	0/1	3/5	3/8		1/1	6	7	4	2	1/1	6	1	1	1	1	1
11	STOJCIC Nenad	8	92	5/12	41.7%	0/2	2/4	1/2	1/3		1/1	1	13	2	1		1	3		1	1	1
12	VUKSANOVIC Srdan	8	162	16/26	61.5%	4/10	3/5	5/7		1/1	3/3	4	7	17	1	11/19	2	1			1	
13	DRAKSIMOVIC Marko	8	61	0/1	0.0%				0/1			1		1								
Totals				99/241	41.1%	23/70	17/42	30/48	16/64	5/6	8/11	44	102	67	16	18/32	33	18	5	7	3	3
Against				57/213	26.8%	7/34	6/29	10/17	22/116	5/6	7/11	23	132	40	13	14/32	47	22	5	6	9	9

Cap No.	Goalkeepers	Save/Shots							
		Total	%	A	C	X	5m	PS	CA
1	ZIVOJINOVIC Stefan	58/107	54.2%	10/17	16/21	1/9	28/46	1/6	2/8
13	DRAKSIMOVIC Marko	23/31	74.2%	4/4	0/1	1/3	18/22		0/1
Totals		81/138	58.7%	14/21	16/22	2/12	46/68	1/6	2/9

Match	Possessions		EX	2EX	Goals (G) / Misses (M)										CT						
	#	Time			X	AA	FT	5mF	PS	G	M	G	M								
Totals	343	1:52:45	3	5	30	18	48	75	5	7	11	41									19

Time Outs		
Exclusions with Substitution		8
Exclusions w/Subst after 4 min.		3
		0

LEGEND									
#	Number of possessions	%	Efficiency	20C	20 seconds exclusion in the centre forward position				
20F	20 seconds exclusion in the field			2EX	Double Exclusion	5m	5 metre shot	5mF	5m shot in the field
A	Action shot	AA	All action shots (A, C and CA)	AS	Assists	BL	Blocked shots		
C	Centre shot	CA	Counter attack	CT	Corner Throws	EX	Exclusion	FT	Free throw
G	Goals	M	Misses	Min.	Minutes played	MP	Matches played	P	Penalty
PS	Penalty shot	SP	Sprint (Won/Sprints)	ST	Steals	TF	Turnover Fouls	X	Extra player shot

Timing and Results provided by



## Cumulative Statistics

Суммарная статистика

### USA - United States

After 8 matches

#### Preliminary Round

Cap No.	Name	MP	Min.	Goals/Shots								AS	TF	ST	BL	SP	Personal Fouls													
				Total	%	A	C	X	5m	PS	CA						20C	20F	2EX	P	EX									
1	DANNER Garrett	5	160	0/1	0.0%																									
2	REYNOLDS Lucas	5	84	7/13	53.8%	0/2	5/8	2/2	0/1																					
3	ZWANEVELD Alec	5	72	4/12	33.3%	1/2	2/4	1/6																						
4	REYNOLDS Paul	5	110	10/15	66.7%		2/3	3/5	1/3		4/4																			
5	ROBERTS Ryder	5	63	5/11	45.5%	2/4	0/1	1/1	2/5																					
6	PICKELL Paul	5	39	0/4	0.0%	0/2	0/1	0/1																						
7	McCLINTICK Daniel	5	106	1/7	14.3%			1/3	0/4																					
8	DABOUB Anthony	5	67	1/5	20.0%		1/1		0/4																					
9	LENHART Daniel	5	77	3/8	37.5%	1/2		1/1	1/5																					
10	RAMIREZ Chancellor	5	76	2/9	22.2%		0/1	1/2	1/6																					
11	FAHLSING Christopher	5	76	3/8	37.5%	1/3		0/1	0/2		2/2																			
12	WENDT Christopher	5	116	5/13	38.5%	2/6	1/1	1/1	1/5																					
13	FELLNER Patrick	5	73	6/12	50.0%	3/4		2/3	0/4																					
Totals				47/118	39.8%	11/26	10/19	13/26	6/40	6/6	1/1																			
Against				34/148	23.0%	11/42	7/19	6/17	5/62	3/4	2/4																			
Cap No.	Goalkeepers	MP	Min.	Save/Shots								AS	TF	ST	BL	SP	Personal Fouls													
				Total	%	A	C	X	5m	PS	CA						20C	20F	2EX	P	EX									
1	DANNER Garrett			50/84	59.5%	15/26	9/16	3/9	22/27	0/3	1/3																			
Totals				50/84	59.5%	15/26	9/16	3/9	22/27	0/3	1/3																			
																Time Outs		10												
																Exclusions with Substitution		1												
																Exclusions w/Subst after 4 min.		0												

Match	Possessions		EX	2EX	Goals (G) / Misses (M)										CT															
	#	Time			X		AA		FT		5mF		PS																	
					G	M	G	M	G	M	G	M	G	M																
USA - BRA	41	16:41			2	4	3	5			1	7	2																	
MNE - USA	33	17:02		1	1	3	6	4			1	5	1																	
SRB - USA	39	18:23	1		1		2	8		2	1	7	1																	
USA - BEL	40	14:04			7	2	10	6			1	4	1																	
USA - ITA	36	16:04		1	2	4	1	1			2	9	1																	
Totals	189	1:22:14	1	2	13	13	22	24		2	6	32	1																	

#### Final Rounds

Cap No.	Name	MP	Min.	Goals/Shots								AS	TF	ST	BL	SP	Personal Fouls														
				Total	%	A	C	X	5m	PS	CA						20C	20F	2EX	P	EX										
1	DANNER Garrett	3	96																												
2	REYNOLDS Lucas	3	56	1/3	33.3%		1/2	0/1																							
3	ZWANEVELD Alec	3	39	2/2	100.0%		2/2																								
4	REYNOLDS Paul	3	72	8/15	53.3%	3/3	1/1	1/1	1/8		2/2																				
5	ROBERTS Ryder	3	40	1/5	20.0%	1/2		0/1	0/1																						
6	PICKELL Paul	3	29	0/2	0.0%	0/1			0/1																						
7	McCLINTICK Daniel	3	76	5/9	55.6%	1/1	1/2	3/3	0/3																						
8	DABOUB Anthony	3	34	1/2	50.0%		1/1		0/1																						
9	LENHART Daniel	3	59	2/9	22.2%		0/2		2/7																						
10	RAMIREZ Chancellor	3																													
11	FAHLSING Christopher	3	45	2/2	100.0%																										
12	WENDT Christopher	3	66	2/3	66.7%		1/1	1/1	0/1																						
13	FELLNER Patrick	3	60	2/9	22.2%	2/3		0/1	0/5																						
Totals				26/61	42.6%	7/12	7/9	5/8	3/27	4/4	0/1																				
Against				27/101	26.7%	1/19	7/14	8/20	4/37	3/3	4/8																				
Cap No.	Goalkeepers	MP	Min.	Save/Shots								AS	TF	ST	BL	SP	Personal Fouls														
				Total	%	A	C	X	5m	PS	CA						20C	20F	2EX	P	EX										
1	DANNER Garrett			40/67	59.7%	9/10	4/11	8/16	15/19	0/3	4/8																				
Totals				40/67	59.7%	9/10	4/11	8/16	15/19	0/3	4/8																				
																Time Outs		6													
																Exclusions with Substitution		2													
																Exclusions w/Subst after 4 min.		0													

Match	Possessions		EX	2EX	Goals (G) / Misses (M)										CT															
	#	Time			X		AA		FT		5mF		PS																	
					G	M	G	M	G	M	G	M	G	M																
HUN - USA	38	15:07	1		1	1	4	3		2	2	13																		
AUS - USA	40	15:03	1		3	1	5	2			1	4	2																	
USA - JPN	38	16:44			1	1	5	3		1		4	2																	
Totals	116	46:54	2		5	3	14	8		3	3	21	2																	



## Cumulative Statistics

Суммарная статистика

### USA - United States

After 8 matches

#### Overall (Preliminary + Final Rounds)

Cap No.	Name	MP	Min.	Goals/Shots								AS	TF	ST	BL	SP	Personal Fouls				
				Total	%	A	C	X	5m	PS	CA						20C	20F	2EX	P	EX
1	DANNER Garrett	8	256	0/1	0.0%												1				
2	REYNOLDS Lucas	8	140	8/16	50.0%	0/2	6/10	2/3	0/1			2	33	2	2			1			
3	ZWANEVELD Alec	8	111	6/14	42.9%	1/2	4/6	1/6					18	1	1				1		
4	REYNOLDS Paul	8	182	18/30	60.0%	3/3	3/4	4/6	2/11		6/6	4	12	4	6	5/17	2	2		2	
5	ROBERTS Ryder	8	103	6/16	37.5%	3/6	0/1	1/2	2/6			4	8	1	2	4/8	4	3	1		
6	PICKELL Paul	8	68	0/6	0.0%	0/3	0/1	0/1	0/1			1	2	3			3			1	
7	McCLINTICK Daniel	8	182	6/16	37.5%	1/1	1/2	4/6	0/7			12	7	3	7					1	
8	DABOUB Anthony	8	102	2/7	28.6%	1/1	1/1		0/5			1	1	2	1		8	2			1
9	LENHART Daniel	8	136	5/17	29.4%	1/4		1/1	3/12			2	7	6		0/2	1	3		1	
10	RAMIREZ Chancellor	8	76	2/9	22.2%		0/1	1/2	1/6			1	3	2	1		4	1	1	1	1
11	FAHLSING Christopher	8	121	5/10	50.0%	1/3		0/1	0/2		4/4	1	2	3	1	0/1	2	2			
12	WENDT Christopher	8	182	7/16	43.8%	2/6	2/2	1/6	1/6			5	8	6	7	4/4	10			1	1
13	FELLNER Patrick	8	133	8/21	38.1%	5/7		2/4	0/9			1	3	2	1			2			
Totals				73/179	40.8%	18/38	17/28	18/34	9/67	10/10	1/2	34	126	50	29	13/32	35	17	2	7	3
Against				61/249	24.5%	12/61	14/33	14/37	9/99	6/7	6/12	24	88	74	15	19/32	41	29	2	10	6

Cap No.	Goalkeepers	Save/Shots							
		Total	%	A	C	X	5m	PS	CA
1	DANNER Garrett	90/151	59.6%	24/36	13/27	11/25	37/46	0/6	5/11
Totals		90/151	59.6%	24/36	13/27	11/25	37/46	0/6	5/11

Time Outs	16
Exclusions with Substitution	3
Exclusions w/Subst after 4 min.	0

Match	Possessions		EX	2EX	Goals (G) / Misses (M)								CT
	#	Time			X	AA	FT	5mF	PS				
	G	M			G	M	G	M	G	M			
Totals	305	2:09:08	3	2	18	16	36	32	5	9	53	2	8

LEGEND									
#	Number of possessions	%	Efficiency	20C	20 seconds exclusion in the centre forward position				
20F	20 seconds exclusion in the field			2EX	Double Exclusion	5m	5 metre shot	5mF	5m shot in the field
A	Action shot	AA	All action shots (A, C and CA)	AS	Assists	BL	Blocked shots		
C	Centre shot	CA	Counter attack	CT	Corner Throws	EX	Exclusion	FT	Free throw
G	Goals	M	Misses	Min.	Minutes played	MP	Matches played	P	Penalty
PS	Penalty shot	SP	Sprint (Won/Sprints)	ST	Steals	TF	Turnover Fouls	X	Extra player shot

Timing and Results provided by TISSOT

## Overall Team Statistics

Общая статистика команды

As of WED 17 JUL 2013

### Preliminary Round

Team	MP	Goals/Shots								AS	TF	ST	BL	SP	Personal Fouls				
		Total	%	A	C	X	5m	PS	CA						20C	20F	2EX	P	EX
AUS - Australia	5	58/161	36.0%	19/41	6/17	13/26	16/70	1/2	3/5	21	68	37	21	17/20	28	13	1	5	5
BEL - Belgium	5	13/121	10.7%	4/34	1/11	2/5	6/70		0/1	8	108	15	6	6/20	37	10		6	4
BRA - Brazil	5	52/127	40.9%	15/31	4/13	16/24	12/53	3/3	2/3	25	78	42	15	7/20	29	17	2	4	3
CAN - Canada	5	28/111	25.2%	7/25	4/19	5/18	6/43	4/4	2/2	9	110	30	7	2/20	22	18	1	4	4
GEO - Georgia	5	24/127	18.9%	4/20	4/14	8/29	4/54	3/7	1/3	10	105	25	9	5/20	23	13		2	3
HUN - Hungary	5	71/168	42.3%	17/40	11/28	18/32	15/55	3/3	7/10	30	56	47	16	12/20	27	19	1	4	4
ITA - Italy	5	63/160	39.4%	8/29	12/24	12/30	13/54	8/10	10/12	24	55	32	13	16/20	23	25	4	5	6
JPN - Japan	5	91/179	50.8%	27/54	18/27	18/37	8/34	7/9	13/18	34	77	61	5	10/20	18	12	1	6	3
MNE - Montenegro	5	56/166	33.7%	11/37	9/25	15/24	9/63	1/2	11/15	22	50	43	9	9/20	28	13	1	4	5
RUS - Russian Fed.	5	78/162	48.1%	29/45	14/25	15/30	12/48	1/2	7/12	38	60	51	8	14/20	26	13		6	2
SRB - Serbia	5	61/158	38.6%	12/43	11/28	18/29	10/45	4/5	6/8	27	63	43	9	13/20	16	9	1	3	1
USA - United States	5	47/118	39.8%	11/26	10/19	13/26	6/40	6/6	1/1	23	71	29	22	9/20	21	11	2	4	1


### Final Rounds

Team	MP	Goals/Shots								AS	TF	ST	BL	SP	Personal Fouls				
		Total	%	A	C	X	5m	PS	CA						20C	20F	2EX	P	EX
AUS - Australia	3	21/82	25.6%	2/11	3/7	8/20	2/35	3/3	3/6	11	43	28	5	8/12	12	13	1	4	2
BEL - Belgium	2	17/56	30.4%	5/16	5/7	2/6	2/24		3/3	11	22	15	3	2/8	15	9		1	2
BRA - Brazil	3	21/73	28.8%	3/17	2/15	12/16	1/22	2/2	1/1	10	50	23	6	6/12	10	13	1	3	2
CAN - Canada	2	18/53	34.0%	4/12	3/8	7/11	2/18		2/4	14	33	12	1	5/8	6	3		1	
GEO - Georgia	2	9/43	20.9%	3/9	4/6	2/7	0/20	0/1		4	39	7	10	4/8	8	4			
HUN - Hungary	3	28/76	36.8%	2/13	4/6	6/17	10/34	2/2	4/4	11	35	20	9	6/12	23	8		1	
ITA - Italy	3	27/85	31.8%	7/20	5/16	9/13	3/30	2/2	1/4	13	39	16	6	8/12	18	13	2	2	4
JPN - Japan	3	26/88	29.5%	4/20	2/11	5/12	4/24	6/6	5/15	9	50	26		4/12	8	6		4	1
MNE - Montenegro	2	26/70	37.1%	6/16	6/16	5/8	6/26	1/1	2/3	12	21	17	5	5/8	4	3			
RUS - Russian Fed.	3	30/90	33.3%	2/12	2/9	10/17	12/47		4/5	16	27	18	9	7/12	14	14	2		2
SRB - Serbia	3	38/83	45.8%	11/27	6/14	12/19	6/19	1/1	2/3	17	39	24	7	5/12	17	9	4	4	2
USA - United States	3	26/61	42.6%	7/12	7/9	5/8	3/27	4/4	0/1	11	55	21	7	4/12	14	6		3	2

### Overall (Preliminary + Final Rounds)

Team	MP	Goals/Shots								AS	TF	ST	BL	SP	Personal Fouls				
		Total	%	A	C	X	5m	PS	CA						20C	20F	2EX	P	EX
AUS - Australia	8	79/243	32.5%	21/52	9/24	21/46	18/105	4/5	6/11	32	111	65	26	25/32	40	26	2	9	7
BEL - Belgium	7	30/177	16.9%	9/50	6/18	4/11	8/94		3/4	19	130	30	9	8/28	52	19		7	6
BRA - Brazil	8	73/200	36.5%	18/48	6/28	28/40	13/75	5/5	3/4	35	128	65	21	13/32	39	30	3	7	5
CAN - Canada	7	46/164	28.0%	11/37	7/27	12/29	8/61	4/4	4/6	23	143	42	8	7/28	28	21	1	5	4
GEO - Georgia	7	33/170	19.4%	7/29	8/20	10/36	4/74	3/8	1/3	14	144	32	19	9/28	31	17		2	3
HUN - Hungary	8	99/244	40.6%	19/53	15/34	24/49	25/89	5/5	11/14	41	91	67	25	18/32	50	27	1	5	4
ITA - Italy	8	90/245	36.7%	15/49	17/40	21/43	16/84	10/12	11/16	37	94	48	19	24/32	41	38	6	7	10
JPN - Japan	8	117/267	43.8%	31/74	20/38	23/49	12/58	13/15	18/33	43	127	87	5	14/32	26	18	1	10	4
MNE - Montenegro	7	82/236	34.7%	17/53	15/41	20/32	15/89	2/3	13/18	34	71	60	14	14/28	32	16	1	4	5
RUS - Russian Fed.	8	108/252	42.9%	31/57	16/34	25/47	24/95	1/2	11/17	54	87	69	17	21/32	40	27	2	6	4
SRB - Serbia	8	99/241	41.1%	23/70	17/42	30/48	16/64	5/6	8/11	44	102	67	16	18/32	33	18	5	7	3
USA - United States	8	73/179	40.8%	18/38	17/28	18/34	9/67	10/10	1/2	34	126	50	29	13/32	35	17	2	7	3

LEGEND									
%	Efficiency	20C	20 seconds exclusion in the centre forward position	20F	20 seconds exclusion in the field				
2EX	Double Exclusion	5m	5 metre shot	AS	Assists	BL	Blocked shots		
C	Centre shot	CA	Counter attack	EX	Exclusion	MP	Matches played	P	Penalty
PS	Penalty shot	SP	Sprint (Won/Sprints)	ST	Steals	TF	Turnover Fouls	X	Extra player shot

Timing and Results provided by  TISSOT



## Goalkeeper Statistics

Статистика голкипера

As of WED 17 JUL 2013

### Goalkeepers sorted by NOC

#### Preliminary Round

Team	Name	Cap No.	Matches Played In	Min.	Shots on Goal			Penalty Shots on Goal			Counter Attack Assists	Steals
					Saves	Shots	%	Saves	Shots	%		
AUS	SLADE Edward	1	5	160	47	91	51.6%	2	4	50.0%		6
BEL	PARMENTIER Arthur	13	5	67	14	63	22.2%	0	1	0.0%		
BEL	van DOORN Jorden	1	5	93	24	87	27.6%	0	5	0.0%		
BRA	BEZERRA Thye	1	5	152	49	90	54.4%	0	4	0.0%	1	3
BRA	BRAGA Lucas	13	5	8	1	2	50.0%					
CAN	RADENOVIC Milan	1	5	148	56	135	41.5%	1	4	25.0%		5
CAN	SULLIVAN Daniel Robert	13	5	12	2	14	14.3%					
GEO	PAVLENISHVILI Irakli	1	5	72	20	56	35.7%	0	1	0.0%		
GEO	SHUBLADZE Nikoloz	13	5	88	28	93	30.1%	0	1	0.0%		
HUN	BARABAS Botond	13	5	32	10	19	52.6%	1	1	100.0%		
HUN	BISZTRITSANYI David	1	5	128	25	50	50.0%	0	3	0.0%		2
ITA	MUGELLI Luca	1	5	16	5	5	100.0%				1	
ITA	VASSALLO Gabriele	13	5	144	39	76	51.3%	0	4	0.0%		1
JPN	FUKUSHIMA Tomoyoshi	13	5	8	2	3	66.7%					
JPN	KATO Renya	1	5	152	45	91	49.5%	1	6	16.7%	3	9
MNE	KRALJ Aleksandro	13	5	34	7	13	53.8%					
MNE	LAZOVIC Dejan	1	5	126	37	70	52.9%	0	3	0.0%		3
RUS	KORNEEV Kirill	13	5	40	18	22	81.8%				1	1
RUS	KOSTROV Evgeniy	1	5	120	38	67	56.7%	2	6	33.3%	1	4
SRB	DRAKSIMOVIC Marko	13	5	45	20	25	80.0%				1	1
SRB	ZIVOJINOVIC Stefan	1	5	115	32	55	58.2%	1	3	33.3%	2	4
USA	DANNER Garrett	1	5	160	50	84	59.5%	0	3	0.0%		6

#### Final Rounds

Team	Name	Cap No.	Matches Played In	Min.	Shots on Goal			Penalty Shots on Goal			Counter Attack Assists	Steals
					Saves	Shots	%	Saves	Shots	%		
AUS	SLADE Edward	1	3	96	22	48	45.8%	0	4	0.0%	1	3
BEL	PARMENTIER Arthur	13	2	28	6	16	37.5%				1	
BEL	van DOORN Jorden	1	2	36	11	23	47.8%				1	4
BRA	BEZERRA Thye	1	3	96	21	55	38.2%	0	3	0.0%		2
CAN	RADENOVIC Milan	1	2	64	20	41	48.8%	0	1	0.0%		2
GEO	SHUBLADZE Nikoloz	13	2	64	21	43	48.8%					
HUN	BISZTRITSANYI David	1	3	96	35	55	63.6%	0	1	0.0%		2
ITA	MUGELLI Luca	1	3	16	4	9	44.4%					
ITA	VASSALLO Gabriele	13	3	80	17	40	42.5%	0	2	0.0%		
JPN	KATO Renya	1	3	96	19	51	37.3%	0	4	0.0%	1	5
MNE	KRALJ Aleksandro	13	2	32	9	11	81.8%					1
MNE	LAZOVIC Dejan	1	2	32	6	9	66.7%					1
RUS	KOSTROV Evgeniy	1	3	96	35	56	62.5%					1
SRB	DRAKSIMOVIC Marko	13	3	16	3	6	50.0%					
SRB	ZIVOJINOVIC Stefan	1	3	80	26	52	50.0%	0	3	0.0%		1
USA	DANNER Garrett	1	3	96	40	67	59.7%	0	3	0.0%		9



## Goalkeeper Statistics

Статистика голкипера

As of WED 17 JUL 2013

### Goalkeepers sorted by NOC


#### Overall (Preliminary + Final Rounds)

Team	Name	Cap No.	Matches Played In	Min.	Shots on Goal			Penalty Shots on Goal			Counter Attack Assists	Steals
					Saves	Shots	%	Saves	Shots	%		
AUS	SLADE Edward	1	8	256	69	139	49.6%	2	8	25.0%	1	9
BEL	PARMENTIER Arthur	13	7	95	20	79	25.3%	0	1	0.0%	1	
BEL	van DOORN Jorden	1	7	129	35	110	31.8%	0	5	0.0%	1	4
BRA	BEZERRA Thye	1	8	248	70	145	48.3%	0	7	0.0%	1	5
BRA	BRAGA Lucas	13	8	8	1	2	50.0%					
CAN	RADENOVIC Milan	1	7	212	76	176	43.2%	1	5	20.0%		7
CAN	SULLIVAN Daniel Robert	13	7	12	2	14	14.3%					
GEO	PAVLENISHVILI Irakli	1	7	72	20	56	35.7%	0	1	0.0%		
GEO	SHUBLADZE Nikoloz	13	7	152	49	136	36.0%	0	1	0.0%		
HUN	BARABAS Botond	13	8	32	10	19	52.6%	1	1	100.0%		
HUN	BISZTRITSANYI David	1	8	224	60	105	57.1%	0	4	0.0%		4
ITA	MUGELLI Luca	1	8	32	9	14	64.3%				1	
ITA	VASSALLO Gabriele	13	8	224	56	116	48.3%	0	6	0.0%		1
JPN	FUKUSHIMA Tomoyoshi	13	8	8	2	3	66.7%					
JPN	KATO Renya	1	8	248	64	142	45.1%	1	10	10.0%	4	14
MNE	KRALJ Aleksandro	13	7	66	16	24	66.7%					1
MNE	LAZOVIC Dejan	1	7	158	43	79	54.4%	0	3	0.0%		4
RUS	KORNEEV Kirill	13	8	40	18	22	81.8%				1	1
RUS	KOSTROV Evgeniy	1	8	216	73	123	59.3%	2	6	33.3%	1	5
SRB	DRAKSIMOVIC Marko	13	8	61	23	31	74.2%				1	1
SRB	ZIVOJINOVIC Stefan	1	8	195	58	107	54.2%	1	6	16.7%	2	5
USA	DANNER Garrett	1	8	256	90	151	59.6%	0	6	0.0%		15

#### LEGEND

% Efficiency

Min. Minutes played

Timing and Results provided by  TISSOT





## Team Statistics

As of WED 17 JUL 2013

### Teams ranked by goals scored

#### Preliminary Round

##### GOALS and SHOTS

Rank	Team	MP	Goals	Shots	%
1	JPN	5	91	179	50.8
2	RUS	5	78	162	48.1
3	HUN	5	71	168	42.3
4	ITA	5	63	160	39.4
5	SRB	5	61	158	38.6
6	AUS	5	58	161	36.0
7	MNE	5	56	166	33.7
8	BRA	5	52	127	40.9
9	USA	5	47	118	39.8
10	CAN	5	28	111	25.2
11	GEO	5	24	127	18.9
12	BEL	5	13	121	10.7

##### EXTRA PLAYER SHOTS

Rank	Team	MP	Goals	Shots	%
1	HUN	5	18	32	56.3
1	JPN	5	18	37	48.6
1	SRB	5	18	29	62.1
4	BRA	5	16	24	66.7
5	MNE	5	15	24	62.5
5	RUS	5	15	30	50.0
7	AUS	5	13	26	50.0
7	USA	5	13	26	50.0
9	ITA	5	12	30	40.0
10	GEO	5	8	29	27.6
11	CAN	5	5	18	27.8
12	BEL	5	2	5	40.0

##### PENALTY SHOTS

Rank	Team	MP	Goals	Shots	%
1	ITA	5	8	10	80.0
2	JPN	5	7	9	77.8
3	USA	5	6	6	100.0
4	CAN	5	4	4	100.0
4	SRB	5	4	5	80.0
6	BRA	5	3	3	100.0
6	GEO	5	3	7	42.9
6	HUN	5	3	3	100.0
9	AUS	5	1	2	50.0
9	MNE	5	1	2	50.0
9	RUS	5	1	2	50.0

##### ACTION SHOTS

Rank	Team	MP	Goals	Shots	%
1	RUS	5	29	45	64.4
2	JPN	5	27	54	50.0
3	AUS	5	19	41	46.3
4	HUN	5	17	40	42.5
5	BRA	5	15	31	48.4
6	SRB	5	12	43	27.9
7	MNE	5	11	37	29.7
7	USA	5	11	26	42.3
9	ITA	5	8	29	27.6
10	CAN	5	7	25	28.0
11	BEL	5	4	34	11.8
11	GEO	5	4	20	20.0

##### CENTRE SHOTS

Rank	Team	MP	Goals	Shots	%
1	JPN	5	18	27	66.7
2	RUS	5	14	25	56.0
3	ITA	5	12	24	50.0
4	HUN	5	11	28	39.3
4	SRB	5	11	28	39.3
6	USA	5	10	19	52.6
7	MNE	5	9	25	36.0
8	AUS	5	6	17	35.3
9	BRA	5	4	13	30.8
9	CAN	5	4	19	21.1
9	GEO	5	4	14	28.6
12	BEL	5	1	11	9.1

##### 5m SHOTS

Rank	Team	MP	Goals	Shots	%
1	AUS	5	16	70	22.9
2	HUN	5	15	55	27.3
3	ITA	5	13	54	24.1
4	BRA	5	12	53	22.6
4	RUS	5	12	48	25.0
6	SRB	5	10	45	22.2
7	MNE	5	9	63	14.3
8	JPN	5	8	34	23.5
9	BEL	5	6	70	8.6
9	CAN	5	6	43	14.0
9	USA	5	6	40	15.0
12	GEO	5	4	54	7.4

##### COUNTER ATTACK SHOTS

Rank	Team	MP	Goals	Shots	%
1	JPN	5	13	18	72.2
2	MNE	5	11	15	73.3
3	ITA	5	10	12	83.3
4	HUN	5	7	10	70.0
4	RUS	5	7	12	58.3
6	SRB	5	6	8	75.0
7	AUS	5	3	5	60.0
8	BRA	5	2	3	66.7
8	CAN	5	2	2	100.0
10	GEO	5	1	3	33.3
10	USA	5	1	1	100.0



## Team Statistics

As of WED 17 JUL 2013

### Teams ranked by goals scored

#### Final Rounds

##### GOALS and SHOTS

Rank	Team	MP	Goals	Shots	%
1	SRB	3	38	83	45.8
2	RUS	3	30	90	33.3
3	HUN	3	28	76	36.8
4	ITA	3	27	85	31.8
5	JPN	3	26	88	29.5
5	MNE	2	26	70	37.1
5	USA	3	26	61	42.6
8	AUS	3	21	82	25.6
8	BRA	3	21	73	28.8
10	CAN	2	18	53	34.0
11	BEL	2	17	56	30.4
12	GEO	2	9	43	20.9

##### EXTRA PLAYER SHOTS

Rank	Team	MP	Goals	Shots	%
1	BRA	3	12	16	75.0
1	SRB	3	12	19	63.2
3	RUS	3	10	17	58.8
4	ITA	3	9	13	69.2
5	AUS	3	8	20	40.0
6	CAN	2	7	11	63.6
7	HUN	3	6	17	35.3
8	JPN	3	5	12	41.7
8	MNE	2	5	8	62.5
8	USA	3	5	8	62.5
11	BEL	2	2	6	33.3
11	GEO	2	2	7	28.6

##### PENALTY SHOTS

Rank	Team	MP	Goals	Shots	%
1	JPN	3	6	6	100.0
2	USA	3	4	4	100.0
3	AUS	3	3	3	100.0
4	BRA	3	2	2	100.0
4	HUN	3	2	2	100.0
4	ITA	3	2	2	100.0
7	MNE	2	1	1	100.0
7	SRB	3	1	1	100.0

##### ACTION SHOTS

Rank	Team	MP	Goals	Shots	%
1	SRB	3	11	27	40.7
2	ITA	3	7	20	35.0
2	USA	3	7	12	58.3
4	MNE	2	6	16	37.5
5	BEL	2	5	16	31.3
6	CAN	2	4	12	33.3
6	JPN	3	4	20	20.0
8	BRA	3	3	17	17.6
8	GEO	2	3	9	33.3
10	AUS	3	2	11	18.2
10	HUN	3	2	13	15.4
10	RUS	3	2	12	16.7

##### CENTRE SHOTS

Rank	Team	MP	Goals	Shots	%
1	USA	3	7	9	77.8
2	MNE	2	6	16	37.5
2	SRB	3	6	14	42.9
4	BEL	2	5	7	71.4
4	ITA	3	5	16	31.3
6	GEO	2	4	6	66.7
6	HUN	3	4	6	66.7
8	AUS	3	3	7	42.9
8	CAN	2	3	8	37.5
10	BRA	3	2	15	13.3
10	JPN	3	2	11	18.2
10	RUS	3	2	9	22.2

##### 5m SHOTS

Rank	Team	MP	Goals	Shots	%
1	RUS	3	12	47	25.5
2	HUN	3	10	34	29.4
3	MNE	2	6	26	23.1
3	SRB	3	6	19	31.6
5	JPN	3	4	24	16.7
6	ITA	3	3	30	10.0
6	USA	3	3	27	11.1
8	AUS	3	2	35	5.7
8	BEL	2	2	24	8.3
8	CAN	2	2	18	11.1
11	BRA	3	1	22	4.5

##### COUNTER ATTACK SHOTS

Rank	Team	MP	Goals	Shots	%
1	JPN	3	5	15	33.3
2	HUN	3	4	4	100.0
2	RUS	3	4	5	80.0
4	AUS	3	3	6	50.0
4	BEL	2	3	3	100.0
6	CAN	2	2	4	50.0
6	MNE	2	2	3	66.7
6	SRB	3	2	3	66.7
9	BRA	3	1	1	100.0
9	ITA	3	1	4	25.0



## Team Statistics

As of WED 17 JUL 2013

### Teams ranked by goals scored

#### Overall (Preliminary + Final Rounds)

##### GOALS and SHOTS

Rank	Team	MP	Goals	Shots	%
1	JPN	8	117	267	43.8
2	RUS	8	108	252	42.9
3	HUN	8	99	244	40.6
3	SRB	8	99	241	41.1
5	ITA	8	90	245	36.7
6	MNE	7	82	236	34.7
7	AUS	8	79	243	32.5
8	BRA	8	73	200	36.5
8	USA	8	73	179	40.8
10	CAN	7	46	164	28.0
11	GEO	7	33	170	19.4
12	BEL	7	30	177	16.9

##### EXTRA PLAYER SHOTS

Rank	Team	MP	Goals	Shots	%
1	SRB	8	30	48	62.5
2	BRA	8	28	40	70.0
3	RUS	8	25	47	53.2
4	HUN	8	24	49	49.0
5	JPN	8	23	49	46.9
6	AUS	8	21	46	45.7
6	ITA	8	21	43	48.8
8	MNE	7	20	32	62.5
9	USA	8	18	34	52.9
10	CAN	7	12	29	41.4
11	GEO	7	10	36	27.8
12	BEL	7	4	11	36.4

##### PENALTY SHOTS

Rank	Team	MP	Goals	Shots	%
1	JPN	8	13	15	86.7
2	ITA	8	10	12	83.3
2	USA	8	10	10	100.0
4	BRA	8	5	5	100.0
4	HUN	8	5	5	100.0
4	SRB	8	5	6	83.3
7	AUS	8	4	5	80.0
7	CAN	7	4	4	100.0
9	GEO	7	3	8	37.5
10	MNE	7	2	3	66.7
11	RUS	8	1	2	50.0

##### ACTION SHOTS

Rank	Team	MP	Goals	Shots	%
1	JPN	8	31	74	41.9
1	RUS	8	31	57	54.4
3	SRB	8	23	70	32.9
4	AUS	8	21	52	40.4
5	HUN	8	19	53	35.8
6	BRA	8	18	48	37.5
6	USA	8	18	38	47.4
8	MNE	7	17	53	32.1
9	ITA	8	15	49	30.6
10	CAN	7	11	37	29.7
11	BEL	7	9	50	18.0
12	GEO	7	7	29	24.1

##### CENTRE SHOTS


Rank	Team	MP	Goals	Shots	%
1	JPN	8	20	38	52.6
2	ITA	8	17	40	42.5
2	SRB	8	17	42	40.5
2	USA	8	17	28	60.7
5	RUS	8	16	34	47.1
6	HUN	8	15	34	44.1
6	MNE	7	15	41	36.6
8	AUS	8	9	24	37.5
9	GEO	7	8	20	40.0
10	CAN	7	7	27	25.9
11	BEL	7	6	18	33.3
11	BRA	8	6	28	21.4

##### 5m SHOTS

Rank	Team	MP	Goals	Shots	%
1	HUN	8	25	89	28.1
2	RUS	8	24	95	25.3
3	AUS	8	18	105	17.1
4	ITA	8	16	84	19.0
4	SRB	8	16	64	25.0
6	MNE	7	15	89	16.9
7	BRA	8	13	75	17.3
8	JPN	8	12	58	20.7
9	USA	8	9	67	13.4
10	BEL	7	8	94	8.5
10	CAN	7	8	61	13.1
12	GEO	7	4	74	5.4

##### COUNTER ATTACK SHOTS

Rank	Team	MP	Goals	Shots	%
1	JPN	8	18	33	54.5
2	MNE	7	13	18	72.2
3	HUN	8	11	14	78.6
3	ITA	8	11	16	68.8
3	RUS	8	11	17	64.7
6	SRB	8	8	11	72.7
7	AUS	8	6	11	54.5
8	CAN	7	4	6	66.7
9	BEL	7	3	4	75.0
9	BRA	8	3	4	75.0
11	GEO	7	1	3	33.3
11	USA	8	1	2	50.0


Timing and Results provided by  TISSOT



## Team Statistics

As of WED 17 JUL 2013

LEGEND	
%	MP
Efficiency	Matches Played

Timing and Results provided by  **TISSOT**

## Individual Statistics

Индивидуальная статистика

As of WED 17 JUL 2013

### Players ranked by goals scored / sprints won

#### Preliminary Round

##### EXTRA PLAYER SHOTS

Rk	Cap No.	Name	Team	MP	Goals	Shots	%
1	9	TAKEI Koji	JPN	5	10	13	76.9
2	7	BACHES DELGADO Adrian	BRA	5	7	8	87.5
3	9	LATYPOV Adel	RUS	5	4	4	100.0
3	4	LUONGO Stefano	ITA	5	4	10	40.0
3	7	MEZEI Tamas	HUN	5	4	5	80.0
3	2	SMITH Fraser	AUS	5	4	4	100.0
3	12	SOMOGYI Balazs	HUN	5	4	8	50.0
3	8	TRABINGER Justin	AUS	5	4	4	100.0

More players tied with the same rank than can fit in the list

##### PENALTY SHOTS

Rk	Cap No.	Name	Team	MP	Goals	Shots	%
1	4	LUONGO Stefano	ITA	5	8	9	88.9
2	4	REYNOLDS Paul	USA	5	4	4	100.0
2	9	TAKEI Koji	JPN	5	4	6	66.7
2	11	THUMWOOD Devon Ross	CAN	5	4	4	100.0
5	11	FAHLSING Christopher	USA	5	2	2	100.0
5	11	GUIMARAES Gustavo	BRA	5	2	2	100.0
5	6	KAVLASHVILI Levan	GEO	5	2	2	100.0
5	2	KORENYI Balazs	HUN	5	2	2	100.0
5	2	RASOVIC Strahinja	SRB	5	2	3	66.7

More players tied with the same rank than can fit in the list

##### ACTION SHOTS

Rk	Cap No.	Name	Team	MP	Goals	Shots	%
1	8	NAGAEV Ivan	RUS	5	6	9	66.7
1	7	SINDONE Pau	AUS	5	6	9	66.7
1	9	TAKEI Koji	JPN	5	6	9	66.7
4	6	ASHAEV Artem	RUS	5	5	8	62.5
4	7	HEMMI Yuta	JPN	5	5	5	100.0
4	4	RIZOV-ALENICHEV Aleksei	RUS	5	5	7	71.4
4	8	SARIC Jovan	MNE	5	5	11	45.5

More players tied with the same rank than can fit in the list

##### CENTRE SHOTS

Rk	Cap No.	Name	Team	MP	Goals	Shots	%
1	10	MURISIC Nikola	MNE	5	7	13	53.8
2	11	LISUNOV Sergei	RUS	5	5	11	45.5
2	8	MARZIALI Luca	ITA	5	5	8	62.5
2	2	REYNOLDS Lucas	USA	5	5	8	62.5
5	7	HEMMI Yuta	JPN	5	4	4	100.0
5	8	TOTH Marton	HUN	5	4	7	57.1

More players tied with the same rank than can fit in the list

##### 5m SHOTS

Rk	Cap No.	Name	Team	MP	Goals	Shots	%
1	6	ASHAEV Artem	RUS	5	6	11	54.5
2	7	SINDONE Pau	AUS	5	5	12	41.7
3	7	BACHES DELGADO Adrian	BRA	5	4	15	26.7
3	6	COPPOLI Francesco	ITA	5	4	11	36.4
3	6	DYSON Christopher	AUS	5	4	10	40.0
3	8	TRABINGER Justin	AUS	5	4	10	40.0

More players tied with the same rank than can fit in the list

##### LEADING SPINTERS

Rk	Cap No.	Name	Team	MP	Won	Sprints	%
1	10	FANNON James	AUS	5	10	11	90.9
2	4	SHIGA Mitsuaki	JPN	5	9	16	56.3
2	12	VUKSANOVIC Srdan	SRB	5	9	12	75.0
4	12	di FULVIO Andrea	ITA	5	8	9	88.9
5	12	ANDRUKOV Stepan	RUS	5	7	11	63.6
5	4	LUONGO Stefano	ITA	5	7	9	77.8
5	7	SINDONE Pau	AUS	5	7	8	87.5
8	2	HEIRMAN Greg	BEL	5	6	19	31.6
9	4	GOPCEVIC Marko	MNE	5	5	13	38.5
9	4	REYNOLDS Paul	USA	5	5	12	41.7

##### COUNTER ATTACK SHOTS

Rk	Cap No.	Name	Team	MP	Goals	Shots	%
1	4	SHIGA Mitsuaki	JPN	5	4	5	80.0
2	10	JUHASZ Zsolt	HUN	5	3	3	100.0
2	9	LATINOVIC Radovan	MNE	5	3	3	100.0
2	9	TAKEI Koji	JPN	5	3	4	75.0

More players tied with the same rank than can fit in the list



## Individual Statistics

Индивидуальная статистика

As of WED 17 JUL 2013

### Players ranked by goals scored / sprints won

#### Final Rounds

##### EXTRA PLAYER SHOTS

Rk	Cap No.	Name	Team	MP	Goals	Shots	%
1	7	BACHES DELGADO Adrian	BRA	3	3	5	60.0
1	12	CORREA Danilo	BRA	3	3	3	100.0
1	2	DAMONTE Luca	ITA	3	3	4	75.0
1	12	EDWARDS Blake	AUS	3	3	6	50.0
1	7	HEMMI Yuta	JPN	3	3	4	75.0
1	9	LATYPOV Adel	RUS	3	3	3	100.0
1	7	McCLINTICK Daniel	USA	3	3	3	100.0
1	9	MITROVIC Nikola	CAN	2	3	3	100.0
1	6	RACKOV Ivan	SRB	3	3	3	100.0
1	12	VUKSANOVIC Srdan	SRB	3	3	4	75.0

##### PENALTY SHOTS

Rk	Cap No.	Name	Team	MP	Goals	Shots	%
1	9	TAKEI Koji	JPN	3	6	6	100.0
2	2	DAMONTE Luca	ITA	3	2	2	100.0
2	11	FAHLSING Christopher	USA	3	2	2	100.0
2	11	GUIMARAES Gustavo	BRA	3	2	2	100.0
2	4	REYNOLDS Paul	USA	3	2	2	100.0

More players tied with the same rank than can fit in the list

##### ACTION SHOTS

Rk	Cap No.	Name	Team	MP	Goals	Shots	%
1	8	DEDOVIC Nikola	SRB	3	3	5	60.0
1	4	REYNOLDS Paul	USA	3	3	3	100.0

More players tied with the same rank than can fit in the list

##### CENTRE SHOTS

Rk	Cap No.	Name	Team	MP	Goals	Shots	%
1	2	CHIKVINIDZE Levan	GEO	2	4	6	66.7
1	10	MURISIC Nikola	MNE	2	4	9	44.4
3	8	MARZIALI Luca	ITA	3	3	9	33.3
3	7	POELMANS Nick	BEL	2	3	4	75.0
5	8	DEDOVIC Nikola	SRB	3	2	3	66.7
5	8	LAPINS David William	CAN	2	2	5	40.0
5	7	MILICEVIC Mihajlo	SRB	3	2	2	100.0
5	3	POPOVIC Boris	SRB	3	2	6	33.3
5	3	ZWANEVELD Alec	USA	3	2	2	100.0

More players tied with the same rank than can fit in the list

##### 5m SHOTS

Rk	Cap No.	Name	Team	MP	Goals	Shots	%
1	10	JUHASZ Zsolt	HUN	3	3	6	50.0
1	9	LATYPOV Adel	RUS	3	3	7	42.9
1	4	RIZOV-ALENICHEV Aleksei	RUS	3	3	9	33.3
1	12	SOMOGYI Balazs	HUN	3	3	9	33.3
5	4	HALEK Marton	HUN	3	2	6	33.3
5	2	LAZAREV Nikolay	RUS	3	2	4	50.0
5	9	LENHART Daniel	USA	3	2	7	28.6
5	8	SARIC Jovan	MNE	2	2	6	33.3
5	9	TAKEI Koji	JPN	3	2	6	33.3

More players tied with the same rank than can fit in the list

##### COUNTER ATTACK SHOTS

Rk	Cap No.	Name	Team	MP	Goals	Shots	%
1	7	HEMMI Yuta	JPN	3	2	2	100.0
1	4	RIZOV-ALENICHEV Aleksei	RUS	3	2	2	100.0

More players tied with the same rank than can fit in the list

##### LEADING SPRINTERS

Rk	Cap No.	Name	Team	MP	Won	Sprints	%
1	11	THUMWOOD Devon Ross	CAN	2	5	7	71.4
2	12	ANDRUKOV Stepan	RUS	3	4	6	66.7
2	2	CRIVELLA Jonas	BRA	3	4	6	66.7
2	10	FANNON James	AUS	3	4	8	50.0
2	4	GOPCEVIC Marko	MNE	2	4	6	66.7
2	4	LUONGO Stefano	ITA	1	4	4	100.0
2	4	SHIGA Mitsuaki	JPN	3	4	11	36.4
2	7	SINDONE Pau	AUS	3	4	4	100.0

More players tied with the same rank than can fit in the list



## Individual Statistics

Индивидуальная статистика

As of WED 17 JUL 2013

### Players ranked by goals scored / sprints won

#### Overall (Preliminary + Final Rounds)

##### EXTRA PLAYER SHOTS

Rk	Cap No.	Name	Team	MP	Goals	Shots	%
1	9	TAKEI Koji	JPN	8	11	15	73.3
2	7	BACHES DELGADO Adrian	BRA	8	10	13	76.9
3	9	LATYPOV Adel	RUS	8	7	7	100.0
4	2	DAMONTE Luca	ITA	8	6	7	85.7
4	6	RACKOV Ivan	SRB	8	6	9	66.7
4	12	SOMOGYI Balazs	HUN	8	6	12	50.0

More players tied with the same rank than can fit in the list

##### ACTION SHOTS

Rk	Cap No.	Name	Team	MP	Goals	Shots	%
1	9	TAKEI Koji	JPN	8	8	18	44.4
2	8	NAGAEV Ivan	RUS	8	7	12	58.3
3	8	KADONO Yuki	JPN	8	6	13	46.2
3	7	SINDONE Pau	AUS	8	6	13	46.2
5	6	ASHAEV Artem	RUS	8	5	11	45.5
5	6	DYSON Christopher	AUS	8	5	10	50.0
5	13	FELLNER Patrick	USA	8	5	7	71.4
5	7	HEMMI Yuta	JPN	8	5	5	100.0
5	4	RIZOV-ALENICHEV Aleksei	RUS	8	5	8	62.5
5	8	SARIC Jovan	MNE	7	5	12	41.7

##### 5m SHOTS

Rk	Cap No.	Name	Team	MP	Goals	Shots	%
1	6	ASHAEV Artem	RUS	8	7	17	41.2
2	6	COPPOLI Francesco	ITA	8	5	16	31.3
2	4	HALEK Marton	HUN	8	5	13	38.5
2	10	JUHASZ Zsolt	HUN	8	5	10	50.0
2	9	LATYPOV Adel	RUS	8	5	14	35.7
2	7	SINDONE Pau	AUS	8	5	16	31.3
2	12	SOMOGYI Balazs	HUN	8	5	19	26.3
2	9	TAKEI Koji	JPN	8	5	14	35.7
2	8	TRABINGER Justin	AUS	8	5	18	27.8

More players tied with the same rank than can fit in the list

##### COUNTER ATTACK SHOTS

Rk	Cap No.	Name	Team	MP	Goals	Shots	%
1	4	RIZOV-ALENICHEV Aleksei	RUS	8	4	4	100.0
1	4	SHIGA Mitsuaki	JPN	8	4	10	40.0
1	9	TAKEI Koji	JPN	8	4	7	57.1
4	10	JUHASZ Zsolt	HUN	8	3	3	100.0
4	9	LATINOVIC Radovan	MNE	7	3	3	100.0
4	3	MARKOVIC Nikola	MNE	7	3	4	75.0
4	12	VUKSANOVIC Srdan	SRB	8	3	3	100.0

More players tied with the same rank than can fit in the list

##### PENALTY SHOTS

Rk	Cap No.	Name	Team	MP	Goals	Shots	%
1	9	TAKEI Koji	JPN	8	10	12	83.3
2	4	LUONGO Stefano	ITA	6	8	9	88.9
3	4	REYNOLDS Paul	USA	8	6	6	100.0
4	11	FAHLSING Christopher	USA	8	4	4	100.0
4	11	GUIMARAES Gustavo	BRA	8	4	4	100.0
4	11	THUMWOOD Devon Ross	CAN	7	4	4	100.0

More players tied with the same rank than can fit in the list

##### CENTRE SHOTS

Rk	Cap No.	Name	Team	MP	Goals	Shots	%
1	10	MURISIC Nikola	MNE	7	11	22	50.0
2	8	MARZIALI Luca	ITA	8	8	17	47.1
3	2	CHIKVINIDZE Levan	GEO	7	6	15	40.0
3	11	LISUNOV Sergei	RUS	8	6	16	37.5
3	2	REYNOLDS Lucas	USA	8	6	10	60.0
6	7	HEMMI Yuta	JPN	8	5	6	83.3
6	8	LAPINS David William	CAN	7	5	14	35.7
6	8	TOTH Marton	HUN	8	5	10	50.0

More players tied with the same rank than can fit in the list

##### LEADING SPRINTERS

Rk	Cap No.	Name	Team	MP	Won	Sprints	%
1	10	FANNON James	AUS	8	14	19	73.7
2	4	SHIGA Mitsuaki	JPN	8	13	27	48.1
3	12	ANDRUKOV Stepan	RUS	8	11	17	64.7
3	12	di FULVIO Andrea	ITA	8	11	14	78.6
3	4	LUONGO Stefano	ITA	6	11	13	84.6
3	7	SINDONE Pau	AUS	8	11	12	91.7
3	12	VUKSANOVIC Srdan	SRB	8	11	19	57.9
8	4	GOPCEVIC Marko	MNE	7	9	19	47.4
9	2	HEIRMAN Greg	BEL	7	8	26	30.8

More players tied with the same rank than can fit in the list

LEGEND	
%	Efficiency
MP	Matches played
Rk	Rank

Timing and Results provided by



## Individual Statistics - Leading Scorer

Индивидуальная статистика – Лидирующие игроки


As of WED 17 JUL 2013

### Players ranked by goals scored

Rank	Cap No.	Name	Team	Matches Played	Preliminary Round	Final Rounds	Overall	
					Goals/Shots	Goals/Shots	Goals/Shots	%
1	9	TAKEI Koji	JPN	8	29 / 43	12 / 26	41 / 69	59.4%
2	7	BACHES DELGADO Adrian	BRA	8	15 / 32	3 / 14	18 / 46	39.1%
2	4	LUONGO Stefano	ITA	6	15 / 35	3 / 6	18 / 41	43.9%
2	4	REYNOLDS Paul	USA	8	10 / 15	8 / 15	18 / 30	60.0%
2	8	TOTH Marton	HUN	8	15 / 33	3 / 9	18 / 42	42.9%
6	9	LATYPOV Adel	RUS	8	11 / 19	6 / 11	17 / 30	56.7%
6	10	MURISIC Nikola	MNE	7	12 / 21	5 / 13	17 / 34	50.0%
6	4	RIZOV-ALENICHEV Aleksei	RUS	8	11 / 19	6 / 13	17 / 32	53.1%
6	8	SARIC Jovan	MNE	7	12 / 26	5 / 10	17 / 36	47.2%
10	6	ASHAEV Artem	RUS	8	14 / 26	2 / 11	16 / 37	43.2%
10	2	DAMONTE Luca	ITA	8	8 / 19	8 / 19	16 / 38	42.1%
10	7	HEMMI Yuta	JPN	8	10 / 13	6 / 10	16 / 23	69.6%
10	12	VUKSANOVIC Srdan	SRB	8	10 / 17	6 / 9	16 / 26	61.5%
14	6	RACKOV Ivan	SRB	8	12 / 21	3 / 7	15 / 28	53.6%
14	7	SINDONE Pau	AUS	8	12 / 26	3 / 12	15 / 38	39.5%
16	12	EDWARDS Blake	AUS	8	7 / 22	7 / 17	14 / 39	35.9%
16	8	KADONO Yuki	JPN	8	10 / 23	4 / 13	14 / 36	38.9%
16	12	SOMOGYI Balazs	HUN	8	8 / 22	6 / 16	14 / 38	36.8%
19	8	MARZIALI Luca	ITA	8	7 / 15	6 / 13	13 / 28	46.4%
19	8	NAGAEV Ivan	RUS	8	10 / 22	3 / 16	13 / 38	34.2%
19	4	SHIGA Mitsuaki	JPN	8	12 / 31	1 / 16	13 / 47	27.7%

More players tied with the same rank than can fit in the list

LEGEND  
% Efficiency

Timing and Results provided by  TISSOT





## Medallists

Медалисты

GOLD	SILVER	BRONZE
<b>HUN - Hungary</b> 1 BISZTRITSANYI David (C) 2 KORENYI Balazs 3 SZENTESI Adam 4 HALEK Marton 5 SZECSEI David 6 KOVACS Gabor 7 MEZEI Tamas 8 TOTH Marton 9 ERDELYI Balazs 10 JUHASZ Zsolt 11 CHILKO Marton Bence 12 SOMOGYI Balazs 13 BARABAS Botond	<b>RUS - Russian Fed.</b> 1 KOSTROV Evgeniy 2 LAZAREV Nikolay 3 ODINTSOV Artem 4 RIZOV-ALENICHEV Aleksei 5 ZINNATULLIN Albert 6 ASHAEV Artem 7 TIMAKOV Vladislav 8 NAGAEV Ivan 9 LATYPOV Adel 10 BUYAK Victor 11 LISUNOV Sergei (C) 12 ANDRUKOV Stepan 13 KORNEEV Kirill	<b>SRB - Serbia</b> 1 ZIVOJINOVIC Stefan 2 RASOVIC Strahinja 3 POPOVIC Boris 4 MARKOVIC Dusan 5 MILICIC Milos 6 RACKOV Ivan 7 MILICEVIC Mihajlo 8 DEDOVIC Nikola 9 ASANOVIC Mateja 10 VAPENSKI Boris (C) 11 STOJCIC Nenad 12 VUKSANOVIC Srdan 13 DRAKSIMOVIC Marko



# Result Book

27th Summer Universiade in Kazan 2013



## Water Polo

Men's Preliminary Round Group A





Match 41

Results  
Результаты

ITA 9 - 11 HUN  
(2:3, 1:3, 2:3, 4:2)

Referees: FRANULOVIC Andrej (CRO)  
DAVID Alban (FRA)

FISU Delegate: CLEMENCON Jean-Paul

ITA - Italy (White)

Cap No.	Name	Estimated Time Played	Goals/Shots								AS	TF	ST	BL	SP	Personal Fouls					
			Total	%	A	C	X	5m	PS	CA						20C	20F	2EX	P	EX	
1	MUGELLI Luca																				
*2	DAMONTE Luca	29:36	4/8	50.0%	0/2	1/1	1/1	1/2	1/1	0/1	1		2					1			
*3	di SOMMA Alessandro	30:57	0/2	0.0%		0/1		0/1			1										
5	LANZONI Giacomo	10:59	0/4	0.0%	0/1			0/2		0/1			1								
*6	COPPOLI Francesco	11:43																2	1	S	
7	STEARDO Davide	8:14	0/1	0.0%			0/1											2			
*8	MARZIALI Luca	25:07	1/4	25.0%	0/1	1/3						3	1								
*9	GITTO Matteo	24:28	2/5	40.0%	1/3			1/2				1	1		1/2			2		1	S
10	MANDOLINI Jacopo	6:53										1						1			
*11	BINI Giacomo	23:07	1/3	33.3%	0/1	0/1	1/1				1	2						1	1		
12	di FULVIO Andrea	20:56	1/2	50.0%	0/1		1/1					1		1	1/2			2			
*13	VASSALLO Gabriele	32:00																			
(S)	LUONGO Stefano																				
Totals			9/29	31.0%	1/9	2/6	3/4	2/7	1/1	0/2	3	11	4	2	2/4			10	3	1	2
Cap No.	Goalkeepers	Save/Shots								Time Outs		Exclusions with Substitution		Exclusions w/Subst after 4 min.							
		Total	%	A	C	X	5m	PS	CA												
1	MUGELLI Luca																				
*13	VASSALLO Gabriele	6/17	35.3%	2/3		4/6	0/7	0/1													
Totals		6/17	35.3%	2/3		4/6	0/7	0/1													

HUN - Hungary (Blue)

Cap No.	Name	Estimated Time Played	Goals/Shots								AS	TF	ST	BL	SP	Personal Fouls				
			Total	%	A	C	X	5m	PS	CA						20C	20F	2EX	P	EX
*1	BISZTRITSANYI David	32:00																		
2	KORENYI Balazs	13:40											1		0/1			2		
3	SZENTESI Adam	11:03										1								
4	HALEK Marton	16:47	0/1	0.0%			0/1										1		1	
*5	SZECSI David	10:08	1/2	50.0%			1/1	0/1						1				2		
*6	KOVACS Gabor	21:34	1/1	100.0%				1/1						1				1	1	
*7	MEZEI Tamas	18:23	0/1	0.0%			0/1				1	5	1				2			
8	TOTH Marton	19:02	0/3	0.0%		0/1	0/2				1	2	1				2			
9	ERDELYI Balazs	25:02	2/3	66.7%	0/1			1/1	1/1				1	1/1						
*10	JUHASZ Zsolt	22:33	3/4	75.0%			0/1	3/3				1								
*11	CHILKO Marton Bence	14:37												1/2			1			
*12	SOMOGYI Balazs	19:11	4/7	57.1%	1/2		1/1	2/4				1	1				1			
13	BARABAS Botond																			
Totals			11/22	50.0%	1/3	0/1	2/7	7/10	1/1		2	12	5	1	2/4			9	4	1
Cap No.	Goalkeepers	Save/Shots								Time Outs		Exclusions with Substitution		Exclusions w/Subst after 4 min.						
		Total	%	A	C	X	5m	PS	CA											
*1	BISZTRITSANYI David	14/23	60.9%	5/6	4/6	1/4	2/4	0/1	2/2											
13	BARABAS Botond																			
Totals		14/23	60.9%	5/6	4/6	1/4	2/4	0/1	2/2											



Match 41

Results

Результаты

ITA 9 - 11 HUN

(2:3, 1:3, 2:3, 4:2)


Referees: FRANULOVIC Andrej (CRO)  
DAVID Alban (FRA)

FISU Delegate: CLEMENCON Jean-Paul

Period	ITA - Italy													HUN - Hungary																
	Possessions		EX	Goals (G) / Misses (M)										CT	Possessions		EX	Goals (G) / Misses (M)										CT		
	#	Time		X		AA		FT		5mF		PS			#	Time		X		AA		FT		5mF		PS				
			G	M	G	M	G	M	G	M	G	M	G	M			G	M	G	M	G	M	G	M	G	M				
Quarter 1	9	4:09			2	3					2			1	9	3:51		0	3		1				3					
Quarter 2	9	3:59					3					2	1	1	9	4:01				1	1	1			1	2				
Quarter 3	9	4:27			2				3		1				8	3:33		1	2		1				2	1				
Quarter 4	13	3:55	2	1	1	1	5	1		1				2	8	4:05	1									1		1		
Total	40	16:30	2	3	1	3	14	1	1	1	4	1		4	34	15:30	2	5	1	3	1			6	3	1		1		

Match ITA - HUN														
Possessions		EX	2EX	Goals (G) / Misses (M)										CT
#	Time			X		AA		FT		5mF		PS		
		G	M	G	M	G	M	G	M	G	M	G	M	
74	32:00	2		5	6	4	17	2	1	7	7	2		5

LEGEND									
#	Number of possessions	%	Efficiency	(S)	Suspended	*	Starting line-up		
20C	20 seconds exclusion in the centre		forward position	20F	20 seconds exclusion in the field			2EX	Double Exclusion
5m	5 metre shot	5mF	5m shot in the field	A	Action shot	AA	All action shots (A, C and CA)	BL	Blocked shots
AS	Assists	C	Centre shot	CA	Counter Attack	CT	Corner Throws	G	Goals
EX	Exclusion (S - with substitution, N - with substitution after 4 min.)	P	Penalty	PS	Penalty shot	FT	Free throw	SP	Sprint (Won/Sprints)
M	Misses	TWPC	Technical Water Polo Committee			X	Extra player shot	ST	Steals
TF	Turnover Fouls								

Timing and Results provided by  TISSOT



# Result Book

27th Summer Universiade in Kazan 2013



## Water Polo

Men's Preliminary Round Group B





Match 1

Start List

Стартовый список

USA - BRA

Referees: DAVID Alban (FRA)  
TAHARA Tadao (JPN)

Goal Judges: DMITRIEVA Anastasiia  
KASHTANOVA Natalya

Timekeepers: HOHRYAKOVA Anna  
SAVCHENKO Nataliya  
MAZHIRINA Olga

FISU Delegate: VASILEIOU Nikolaos

TO Judges: MORUSHENKO Maiia  
KOMAROVA Ekaterina

Secretaries: GALIMZYANOVA Olga

USA - United States (White)


Cap No.	Name	Pos	L/R	Year of Birth	OG / Goals	Int'l. matches played	Tournament Statistics				
							FG	PG	Assists	Pers. Fouls	Min.
1	DANNER Garrett	GK		1994							
2	REYNOLDS Lucas	FP		1991							
3	ZWANEVELD Alec	FP		1994							
4	REYNOLDS Paul	FP		1992							
5	ROBERTS Ryder	FP		1994							
6	PICKELL Paul	FP		1990							
7	McCLINTICK Daniel	FP		1994							
8	DABOUB Anthony	FP		1993							
9	LENHART Daniel	FP		1992							
10	RAMIREZ Chancellor	FP		1994							
11	FAHLSING Christopher	FP		1992							
12	WENDT Christopher (C)	FP		1991							
13	FELLNER Patrick	FP		1995							
Head Coach		WRIGHT Adam									
Official		BEAUBIEN JR. Layne									
Official		HARTSHORNE James									

BRA - Brazil (Blue)

Cap No.	Name	Pos	L/R	Year of Birth	OG / Goals	Int'l. matches played	Tournament Statistics				
							FG	PG	Assists	Pers. Fouls	Min.
1	BEZERRA Thye	GK		1987							
2	CRIVELLA Jonas	FP		1988							
3	MIRANDA Henrique	FP		1986							
4	COUTINHO Gustavo	FP		1991							
5	VIEIRA Emilio (C)	FP		1987							
6	PINTO JUNIOR Marcos	FP		1993							
7	BACHES DELGADO Adrian	FP		1990							
8	CRUZ SOARES Anderson	FP		1991							
9	ROCHA Bernardo	FP		1989							
10	FRANCO Ruda	FP		1986							
11	GUIMARAES Gustavo	FP		1994							
12	CORREA Danilo	FP		1988							
13	BRAGA Lucas	GK		1992							
Head Coach		BLAZEVIC Mirko (SRB)									

LEGEND

(C)	Captain	CB	Centre Back	CF	Centre Forward	D	Driver	FG	Field Goals
GK	Goalkeeper	Int'l.	International	L/R	Handedness	Min.	Minutes Played	Pos	Playing position
OG/Goals	Participation and goals scored in Olympic Games	Pers.	Personal	PG	Penalty Goals				
TO	Time Out	TWPC	Technical Water Polo Committee						

Timing and Results provided by  TISSOT



Match 1

Results

Результат

USA 8 - 8 BRA

(2:2, 3:3, 1:1, 2:2)

Referees: DAVID Alban (FRA)  
TAHARA Tadao (JPN)

FISU Delegate: VASILEIOU Nikolaos

USA - United States (White)

Cap No.	Name	Estimated Time Played	Goals/Shots							AS	TF	ST	BL	SP	Personal Fouls				
			Total	%	A	C	X	5m	PS						CA	20C	20F	2EX	P
*1	DANNER Garrett	32:00	0/1	0.0%				0/1				2							
*2	REYNOLDS Lucas	18:38	1/1	100.0%		1/1					7								
3	ZWANEVELD Alec	13:22	1/3	33.3%		0/1	1/2				1								
*4	REYNOLDS Paul	24:35	2/4	50.0%		1/2	0/1		1/1		1	2	2	1	4/4				
5	ROBERTS Ryder	13:01	1/4	25.0%	0/1	0/1		1/2			1								
6	PICKELL Paul	5:44										1							1
*7	McCLINTICK Daniel	26:16	0/1	0.0%			0/1				1		3						
8	DABOUB Anthony	9:36	0/2	0.0%				0/2				1						1	
*9	LENHART Daniel	18:59	1/2	50.0%	1/2						1	1						2	
*10	RAMIREZ Chancellor	17:20	0/1	0.0%				0/1											1
11	FAHLSING Christopher	16:21	1/2	50.0%			0/1		1/1										1
*12	WENDT Christopher	22:24	1/2	50.0%			1/1	0/1			1	2							2
13	FELLNER Patrick	5:44	0/1	0.0%				0/1											
Totals			8/24	33.3%	1/3	2/5	2/6	1/8	2/2		4	17	7	4	4/4	3	3		1
Cap No.	Goalkeepers	Save/Shots							Time Outs										
		Total	%	A	C	X	5m	PS	CA										
*1	DANNER Garrett	5/13	38.5%	1/3	1/2	2/3	1/4	0/1		2		Exclusions with Substitution		0					
Totals		5/13	38.5%	1/3	1/2	2/3	1/4	0/1		0		Exclusions w/Subst after 4 min.		0					

BRA - Brazil (Blue)

Cap No.	Name	Estimated Time Played	Goals/Shots							AS	TF	ST	BL	SP	Personal Fouls					
			Total	%	A	C	X	5m	PS						CA	20C	20F	2EX	P	EX
*1	BEZERRA Thye	32:00																	1	
2	CRIVELLA Jonas	23:53	0/2	0.0%	0/1		0/1				3	1						1		
*3	MIRANDA Henrique	18:51	0/2	0.0%			0/1	0/1										1		
*4	COUTINHO Gustavo	8:54	0/1	0.0%			0/1					2	1	0/1	1	2			S	
5	VIEIRA Emilio	15:57	0/2	0.0%		0/1	0/1				2	2	1					1		
6	PINTO JUNIOR Marcos	5:59									1	1								
*7	BACHES DELGADO Adrian	30:13	3/7	42.9%	1/2		1/4	1/1			2	2	2					1		
8	CRUZ SOARES Anderson	10:12	1/1	100.0%	1/1						1			0/1						
*9	ROCHA Bernardo	14:28	1/3	33.3%			0/1	1/2				1			1	1				
*10	FRANCO Ruda	24:39	0/3	0.0%	0/1		0/1	0/1			1							2		
11	GUIMARAES Gustavo	17:47	1/4	25.0%				1/4				1		0/2						
*12	CORREA Danilo	21:07	2/2	100.0%		1/1	1/1				2									
13	BRAGA Lucas																			
Totals			8/27	29.6%	2/5	1/2	1/4	3/15	1/1		2	10	10	4	0/4	4	6		2	1
Cap No.	Goalkeepers	Save/Shots							Time Outs											
		Total	%	A	C	X	5m	PS	CA											
*1	BEZERRA Thye	8/16	50.0%	1/2	2/4	3/5	2/3	0/2		2		Exclusions with Substitution		1						
13	BRAGA Lucas									0		Exclusions w/Subst after 4 min.		0						
Totals		8/16	50.0%	1/2	2/4	3/5	2/3	0/2		0										



Match 1

Results

Результат

USA 8 - 8 BRA

(2:2, 3:3, 1:1, 2:2)

Referees: DAVID Alban (FRA)  
TAHARA Tadao (JPN)

FISU Delegate: VASILEIOU Nikolaos

Period	USA - United States											BRA - Brazil															
	Possessions		EX	Goals (G) / Misses (M)								CT	Possessions		EX	Goals (G) / Misses (M)								CT			
	#	Time		X		AA		FT		5mF			PS			#	Time	X		AA		FT			5mF		PS
Quarter 1	13	4:40		0	2					1	2	1			9	3:20			2	3				2			
Quarter 2	9	3:48		1		2	1				2				11	4:12		1	1		1			1	3	1	2
Quarter 3	8	4:05		1	1		2				1				7	3:55		0	2			1	1	1			
Quarter 4	11	4:08		0	1	1	2				2	1		1	10	3:52	1			1			1	5			
Total	41	16:41		2	4	3	5			1	7	2		1	37	15:19	1	1	3	3	4		1	3	11	1	2

Match USA - BRA														
Possessions		EX	2EX	Goals (G) / Misses (M)										CT
#	Time			X		AA		FT		5mF		PS		
78	32:00	1		3	7	6	9		1	4	18	3		3

LEGEND											
#	Number of possessions	%	Efficiency	*	Starting line-up	20C	20 seconds exclusion in the centre forward position				
20F	20 seconds exclusion in the field			2EX	Double Exclusion	5m	5 metre shot		5mF	5m shot in the field	
A	Action shot	AA	All action shots (A, C and CA)			AS	Assists			C	Centre shot
CA	Counter Attack	CT	Corner Throws			BL	Blocked shots			G	Goals
EX	Exclusion (S - with substitution, N - with substitution after 4 min.)					FT	Free throw			SP	Sprint (Won/Sprints)
M	Misses		P	Penalty		PS	Penalty shot			ST	Steals
TF	Turnover Fouls		TWPC	Technical Water Polo Committee						X	Extra player shot





Match 3

**Start List**

Стартовый список

**REVISED**  
5 JUL 15:23

**SRB - MNE**

**Referees:** STAVROPOULOS Nikolaos (GRE) **Goal Judges:** DMITRIEVA Anastasiia  
GERZANICH Vladimir (RUS) KASHTANOVA Natalya **Timekeepers:** HOHRYAKOVA Anna  
SAVCHENKO Nataliya  
MAZHIRINA Olga  
**FISU Delegate:** FARID El Allam **TO Judges:** MORUSHENKO Maiia **Secretaries:** GALIMZYANOVA Olga  
KOMAROVA Ekaterina

**SRB - Serbia (White)**

Cap No.	Name	Pos	L/R	Year of Birth	OG / Goals	Int'l. matches played	Tournament Statistics				
							FG	PG	Assists	Pers. Fouls	Min.
1	ZIVOJINOVIC Stefan	GK		1989	0/0						
2	RASOVIC Strahinja	FP		1992	0/0						
3	POPOVIC Boris	FP		1990	0/0						
4	MARKOVIC Dusan	FP		1990	0/0						
5	MILICIC Milos	FP		1991	0/0						
6	RACKOV Ivan	FP		1989	0/0						
7	MILICEVIC Mihajlo	FP		1993	0/0						
8	DEDOVIC Nikola	FP		1992	0/0						
9	ASANOVIC Mateja	FP		1995	0/0						
10	VAPENSKI Boris (C)	FP		1990	0/0						
11	STOJCIC Nenad	FP		1993	0/0						
12	VUKSANOVIC Srdan	FP		1992	0/0						
13	DRAKSIMOVIC Marko	GK		1987	0/0						
<b>Head Coach</b>		STEVANOVIC Uros									
<b>Official</b>		CIRIC Milos									
<b>Official</b>		VUKANOVIC Igor									

**MNE - Montenegro (Blue)**

Cap No.	Name	Pos	L/R	Year of Birth	OG / Goals	Int'l. matches played	Tournament Statistics				
							FG	PG	Assists	Pers. Fouls	Min.
1	LAZOVIC Dejan	GK		1990	0/0						
2	VICO Nemanja	FP		1994	0/0						
3	MARKOVIC Nikola	FP		1992	0/0						
4	GOPCEVIC Marko	FP		1990	0/0						
5	KOVACEVIC Stefan	FP		1994	0/0						
6	POPOVIC Miljan	FP		1992	0/0						
7	POROBIC Igor	FP		1993	0/0						
8	SARIC Jovan	FP		1991	0/0						
9	LATINOVIC Radovan	FP		1991	0/0						
10	MURISIC Nikola	FP		1992	0/0						
11	IVANCEVIC Marko	FP		1989	0/0						
12	VUKMIROVIC Marko	FP		1994	0/0						
13	KRALJ Aleksandro	GK		1990	0/0						
<b>Head Coach</b>		PEJAKOVIC Drago									
<b>Official</b>		LONCAREVIC Bruna									
<b>Official</b>		VUKSANOVIC Lazar									

LEGEND									
(C)	Captain	CB	Centre Back	CF	Centre Forward	D	Driver	FG	Field Goals
GK	Goalkeeper	Int'l.	International	L/R	Handedness	Min.	Minutes Played	Pos	Playing position
OG/Goals	Participation and goals scored in Olympic Games			Pers.	Personal	PG	Penalty Goals		
TO	Time Out	TWPC	Technical Water Polo Committee						

FISU Delegate changed

Timing and Results provided by TISSOT



Match 3

Results

Результат

SRB 9 - 5 MNE

(2:1, 3:1, 2:1, 2:2)

Referees: STAVROPOULOS Nikolaos (GRE)  
GERZANICH Vladimir (RUS)

FISU Delegate: FARID El Allam

SRB - Serbia (White)

Cap No.	Name	Estimated Time Played	Goals/Shots							AS	TF	ST	BL	SP	Personal Fouls										
			Total	%	A	C	X	5m	PS						CA	20C	20F	2EX	P	EX					
*1	ZIVOJINOVIC Stefan	32:00																							
2	RASOVIC Strahinja	23:29	2/4	50.0%	1/2				0/1	1/1			1												
*3	POPOVIC Boris	11:44	1/2	50.0%	0/1			1/1					4							1					
*4	MARKOVIC Dusan	17:18	0/2	0.0%	0/1				0/1				2	1						2					
5	MILICIC Milos	14:19	1/1	100.0%				1/1					1												
*6	RACKOV Ivan	22:15	1/3	33.3%				0/1	1/2				3	3								2/2			
7	MILICEVIC Mihajlo	10:39	0/2	0.0%				0/1	0/1				1									1			
*8	DEDOVIC Nikola	24:41	0/4	0.0%	0/1	0/1			0/2				3	2											
9	ASANOVIC Mateja	16:03	0/1	0.0%					0/1				1	1	1										
*10	VAPENSKI Boris	18:15	1/2	50.0%					1/2				1												
11	STOJCIC Nenad	11:18											1	3									1		
*12	VUKSANOVIC Srdan	21:59	3/4	75.0%	1/2			1/1					1		1										
13	DRAKSIMOVIC Marko									1/1															
Totals			9/25	36.0%	2/7	0/1	3/5	2/10	1/1	1/1				5	18	7						3/4	3	1	1
Cap No.	Goalkeepers	Save/Shots											Time Outs												
Total	%	A	C	X	5m	PS	CA																		
*1	ZIVOJINOVIC Stefan	14/19	73.7%		5/6	0/1	8/10	1/1	0/1			0													
13	DRAKSIMOVIC Marko											0													
Totals		14/19	73.7%		5/6	0/1	8/10	1/1	0/1			0													

MNE - Montenegro (Blue)

Cap No.	Name	Estimated Time Played	Goals/Shots							AS	TF	ST	BL	SP	Personal Fouls										
			Total	%	A	C	X	5m	PS						CA	20C	20F	2EX	P	EX					
*1	LAZOVIC Dejan	32:00											1												
2	VICO Nemanja	14:45	1/1	100.0%				1/1					3												
*3	MARKOVIC Nikola	22:31	1/5	20.0%					1/5			2													
*4	GOPCEVIC Marko	26:04	0/3	0.0%			0/1		0/2				1									1/3	1		
5	KOVACEVIC Stefan	9:33											1	1									2		
*6	POPOVIC Miljan	28:11	1/6	16.7%					1/5	0/1			1	3									1	1	
7	POROBIC Igor	21:33	0/2	0.0%					0/2				4	1											
*8	SARIC Jovan	14:30	0/2	0.0%	0/1				0/1				1												
*9	LATINOVIC Radovan	16:39	0/1	0.0%			0/1																1	1	
*10	MURISIC Nikola	12:59	2/5	40.0%			1/4						3												
11	IVANCEVIC Marko	9:42																							
12	VUKMIROVIC Marko	15:33	0/1	0.0%					0/1				3									0/1			
13	KRALJ Aleksandro																								
Totals			5/26	19.2%	0/1	1/6	1/1	2/16	0/1	1/1				1	18	9						1/4	5	1	1
Cap No.	Goalkeepers	Save/Shots											Time Outs												
Total	%	A	C	X	5m	PS	CA																		
*1	LAZOVIC Dejan	11/20	55.0%	4/6	1/1	1/4	5/7	0/1	0/1			1													
13	KRALJ Aleksandro											0													
Totals		11/20	55.0%	4/6	1/1	1/4	5/7	0/1	0/1			0													





Match 5

Start List

Стартовый список

Referees: CARNEY Andrew (AUS)  
MURRAY Martin (CAN)

Goal Judges: SAVCHENKO Nataliya  
TKACHENKO Vasily

Timekeepers: DMITRIEVA Anastasiia  
KOMAROVA Ekaterina  
KASHTANOVA Natalya

FISU Delegate: VASILEIOU Nikolaos

TO Judges: GALIMZYANOVA Olga  
HOHRYAKOVA Anna

Secretaries: MORUSHENKO Maiia

ITA - Italy (White)


Cap No.	Name	Pos	L/R	Year of Birth	OG / Goals	Int'l. matches played	Tournament Statistics				
							FG	PG	Assists	Pers. Fouls	Min.
1	MUGELLI Luca	GK		1991	0/0						
2	DAMONTE Luca	FP	L	1992	0/0						
3	di SOMMA Alessandro	FP		1988	0/0						
4	LUONGO Stefano (C)	FP		1990	0/0						
5	LANZONI Giacomo	FP		1993	0/0						
6	COPPOLI Francesco	FP		1989	0/0						
7	STEARDO Davide	FP		1991	0/0						
8	MARZIALI Luca	FP		1991	0/0						
9	GITTO Matteo	FP		1991	0/0						
10	MANDOLINI Jacopo	FP		1989	0/0						
11	BINI Giacomo	FP	L	1990	0/0						
12	di FULVIO Andrea	FP		1988	0/0						
13	VASSALLO Gabriele	GK		1993	0/0						
<b>Head Coach</b>		MIRARCHI Maurizio									
<b>Official</b>		CASTELLI Arnaldo									
<b>Official</b>		GRASSI Giacomo									

BEL - Belgium (Blue)

Cap No.	Name	Pos	L/R	Year of Birth	OG / Goals	Int'l. matches played	Tournament Statistics				
							FG	PG	Assists	Pers. Fouls	Min.
1	van DOORN Jorden	GK	R	1990	0/0						
2	HEIRMAN Greg	FP	R	1991	0/0						
3	PUBLIE Sven	FP	L	1991	0/0						
4	VERVOORT Kevin	FP	R	1991	0/0						
5	COOLS Ruben	FP	R	1985	0/0						
6	HERMAN Thomas	FP	R	1988	0/0						
7	POELMANS Nick	FP	R	1988	0/0						
8	de BACKER Nick	FP	R	1989	0/0						
9	VERSCHUREN Gerry	FP	L	1993	0/0						
10	MARENNE Arnaud	FP	R	1991	0/0						
11	GOFFIN Nicolas	FP	R	1989	0/0						
13	PARMENTIER Arthur	GK	R	1992	0/0						
<b>Head Coach</b>		FULGEANU Niculae									
<b>Official</b>		POLLAK Bernard									

LEGEND

(C) Captain	CB Centre Back	CF Centre Forward	D Driver	FG Field Goals
GK Goalkeeper	Int'l. International	L Left	L/R Handedness	Min. Minutes Played
OG/Goals Participation and goals scored in Olympic Games	TO Time Out	Pers. Personal	PG Penalty Goals	Pos Playing position
R Right		TWPC Technical Water Polo Committee		

Timing and Results provided by  TISSOT



Match 5

Results

Результат

ITA 28 - 1 BEL

(4:0, 4:1, 11:0, 9:0)

Referees: CARNEY Andrew (AUS)  
MURRAY Martin (CAN)

FISU Delegate: VASILEIOU Nikolaos

ITA - Italy (White)

Cap No.	Name	Estimated Time Played	Goals/Shots							AS	TF	ST	BL	SP	Personal Fouls					
			Total	%	A	C	X	5m	PS						CA	20C	20F	2EX	P	EX
1	MUGELLI Luca	16:00									1									
2	DAMONTE Luca	15:37	5/8	62.5%	1/4		2/2	1/1		1/1	2		1				1			
3	di SOMMA Alessandro	18:06	3/3	100.0%		1/1	1/1			1/1										
*4	LUONGO Stefano	23:38	5/8	62.5%	1/2	1/2	1/1		2/2	0/1	2	2	1	2/2						
5	LANZONI Giacomo	16:43	1/2	50.0%			0/1			1/1	1		1							
*6	COPPOLI Francesco	15:06	2/3	66.7%			0/1	1/1		1/1			2	2			1			
7	STEARDO Davide	19:46	3/4	75.0%		1/2		1/1		1/1										
*8	MARZIALI Luca	15:17	3/6	50.0%		2/3	1/3				1	1	2							
*9	GITTO Matteo	16:00	1/3	33.3%	0/1			1/2			2		2							
10	MANDOLINI Jacopo	16:00	3/3	100.0%	1/1	1/1				1/1										
*11	BINI Giacomo	19:42	1/5	20.0%	0/1		0/2	0/1		1/1	3									
*12	di FULVIO Andrea	16:05	1/4	25.0%	0/1	1/2							2	2/2						
*13	VASSALLO Gabriele	16:00																		
Totals			28/49	57.1%	3/10	7/11	5/11	4/6	2/2	7/8	12	3	10	3	4/4	1	1			
Cap No.	Goalkeepers	Estimated Time Played	Save/Shots							AS	TF	ST	BL	SP	Personal Fouls					
			Total	%	A	C	X	5m	PS						CA	20C	20F	2EX	P	EX
1	MUGELLI Luca		5/5	100.0%	3/3	1/1		1/1												
*13	VASSALLO Gabriele		8/9	88.9%	1/2	1/1		6/6												
Totals			13/14	92.9%	4/5	2/2		7/7												

Time Outs	1
Exclusions with Substitution	0
Exclusions w/Subst after 4 min.	0

BEL - Belgium (Blue)

Cap No.	Name	Estimated Time Played	Goals/Shots							AS	TF	ST	BL	SP	Personal Fouls				
			Total	%	A	C	X	5m	PS						CA	20C	20F	2EX	P
*1	van DOORN Jorden	21:59																	
*2	HEIRMAN Greg	24:04									1	3	1	0/3		1			1
*3	PUBLIE Sven	23:13	0/4	0.0%				0/4							1				
4	VERVOORT Kevin	14:38	0/2	0.0%				0/2			1		0/1						
*5	COOLS Ruben	11:08	0/2	0.0%		0/1		0/1							2	1			S
6	HERMAN Thomas	12:03	0/1	0.0%		0/1								2					
*7	POELMANS Nick	29:37	1/10	10.0%	1/6	0/1	0/1	0/2						3					
8	de BACKER Nick	17:12													3				S
*9	VERSCHUREN Gerry	21:21	0/2	0.0%	0/2									3					
10	MARENNE Arnaud	18:25	0/1	0.0%	0/1						1				1			1	
*11	GOFFIN Nicolas	20:19	0/2	0.0%				0/2						3					
13	PARMENTIER Arthur	10:01																	
Totals			1/24	4.2%	1/9	0/3	0/1	0/11			1	25	1	0/4	10	1		2	2
Cap No.	Goalkeepers	Estimated Time Played	Save/Shots							AS	TF	ST	BL	SP	Personal Fouls				
			Total	%	A	C	X	5m	PS						CA	20C	20F	2EX	P
*1	van DOORN Jorden		9/24	37.5%	2/3	3/5	4/7	0/3	0/2	0/4									
13	PARMENTIER Arthur		3/16	18.8%	2/4	0/5	0/2	1/2		0/3									
Totals			12/40	30.0%	4/7	3/10	4/9	1/5	0/2	0/7									

Time Outs	1
Exclusions with Substitution	2
Exclusions w/Subst after 4 min.	0



Match 5

Results

Результат

ITA 28 - 1 BEL

(4:0, 4:1, 11:0, 9:0)


Referees: CARNEY Andrew (AUS)  
MURRAY Martin (CAN)

FISU Delegate: VASILEIOU Nikolaos

Period	ITA - Italy											BEL - Belgium														
	Possessions		EX	Goals (G) / Misses (M)								CT	Possessions		EX	Goals (G) / Misses (M)								CT		
	#	Time		X	AA	FT	5mF	PS	#	Time	X		AA	FT		5mF	PS									
Quarter 1	12	3:21		0	1	3	6			1		1	13	4:39		0	1		3		2		1			2
Quarter 2	12	3:26		2	3	2	3						1	10	4:34				1	2		3		1		
Quarter 3	15	3:20		1	1	6	2			2	1	2	2	13	4:40	1			2				2			1
Quarter 4	13	3:44		2	1	6	2			1	1		1	13	4:16	1			4				2			1
Total	52	13:51		5	6	17	13			4	2	2	5	49	18:09	2	0	1	1	11		5		6		4

Match ITA - BEL														
Possessions		EX	2EX	Goals (G) / Misses (M)								CT		
#	Time			X	AA	FT	5mF	PS	#	Time	X		AA	FT
101	32:00	2		5	7	18	24		5	4	8	2		9

LEGEND									
#	Number of possessions	%	Efficiency	*	Starting line-up	20C	20 seconds exclusion in the centre forward position		
20F	20 seconds exclusion in the field			2EX	Double Exclusion	5m	5 metre shot	5mF	5m shot in the field
A	Action shot	AA	All action shots (A, C and CA)			AS	Assists	C	Centre shot
CA	Counter Attack	CT	Corner Throws	BL	Blocked shots			G	Goals
EX	Exclusion (S - with substitution, N - with substitution after 4 min.)	P	Penalty	PS	Penalty shot	FT	Free throw	ST	Steals
M	Misses	TWPC	Technical Water Polo Committee			SP	Sprint (Won/Sprints)		
TF	Turnover Fouls					X	Extra player shot		

Timing and Results provided by  TISSOT



Match 7

Start List

Стартовый список

Referees: BOROS DJEVI Gabor (AUS)  
SZEKELY Balazs Jozsef (HUN)

Goal Judges: DMITRIEVA Anastasiia  
KASHTANOVA Natalya

Timekeepers: SAVCHENKO Nataliya  
MAZHIRINA Olga  
TKACHENKO Vasily

FISU Delegate: CLEMENCON Jean-Paul

TO Judges: MORUSHENKO Maiia  
KOMAROVA Ekaterina

Secretaries: GALIMZYANOVA Olga  
HOHRYAKOVA Anna

SRB - Serbia (White)

Cap No.	Name	Pos	L/R	Year of Birth	Tournament Statistics				
					FG	PG	Assists	Pers. Fouls	Min.
1	ZIVOJINOVIC Stefan	GK		1989					32
2	RASOVIC Strahinja	FP		1992	1	1			23
3	POPOVIC Boris	FP		1990	1			1	12
4	MARKOVIC Dusan	FP		1990				2	17
5	MILICIC Milos	FP		1991	1				14
6	RACKOV Ivan	FP		1989	1		3		22
7	MILICEVIC Mihajlo	FP		1993				1	11
8	DEDOVIC Nikola	FP		1992					25
9	ASANOVIC Mateja	FP		1995			1		16
10	VAPENSKI Boris (C)	FP		1990	1				18
11	STOJCIC Nenad	FP		1993			1	1	11
12	VUKSANOVIC Srdan	FP		1992	3				22
13	DRAKSIMOVIC Marko	GK		1987					
<b>Head Coach</b>		STEVANOVIC Uros							
<b>Official</b>		CIRIC Milos							
<b>Official</b>		VUKANOVIC Igor							

SRB Played	
MNE	9 - 5

ITA - Italy (Blue)

Cap No.	Name	Pos	L/R	Year of Birth	Tournament Statistics				
					FG	PG	Assists	Pers. Fouls	Min.
1	MUGELLI Luca	GK		1991			1		16
2	DAMONTE Luca	FP	L	1992	5		2	1	16
3	di SOMMA Alessandro	FP		1988	3				18
4	LUONGO Stefano (C)	FP		1990	3	2	2		24
5	LANZONI Giacomo	FP		1993	1		1		17
6	COPPOLI Francesco	FP		1989	2			1	15
7	STEARDO Davide	FP		1991	3				20
8	MARZIALI Luca	FP		1991	3		1		15
9	GITTO Matteo	FP		1991	1		2		16
10	MANDOLINI Jacopo	FP		1989	3				16
11	BINI Giacomo	FP	L	1990	1		3		20
12	di FULVIO Andrea	FP		1988	1				16
13	VASSALLO Gabriele	GK		1993					16
<b>Head Coach</b>		MIRARCHI Maurizio							
<b>Official</b>		CASTELLI Arnaldo							
<b>Official</b>		GRASSI Giacomo							

ITA Played	
BEL	28 - 1

LEGEND							
(C)	Captain	CB	Centre Back	CF	Centre Forward	D	Driver
GK	Goalkeeper	L	Left	L/R	Handedness	FG	Field Goals
Pers.	Personal	PG	Penalty Goals	Pos	Playing position	TO	Time Out
TWPC	Technical Water Polo Committee						
Min.	Minutes Played						



Match 7

Results

Результаты

SRB 7 - 8 ITA

(0:1, 1:2, 4:2, 2:3)

Referees: BOROS DJEVI Gabor (AUS)  
SZEKELY Balazs Jozsef (HUN)

FISU Delegate: CLEMENCON Jean-Paul

SRB - Serbia (White)

Cap No.	Name	Estimated Time Played	Goals/Shots								AS	TF	ST	BL	SP	Personal Fouls					
			Total	%	A	C	X	5m	PS	CA						20C	20F	2EX	P	EX	
*1	ZIVOJINOVIC Stefan	32:00										1		1							
2	RASOVIC Strahinja	23:33	3/7	42.9%	0/1				1/3	1/2	1/1		1			0/2					
*3	POPOVIC Boris	19:59	0/1	0.0%		0/1						3					2	1			
*4	MARKOVIC Dusan	21:20	2/4	50.0%			1/1	1/3				2	1				1				
5	MILICIC Milos	14:12	0/1	0.0%					0/1												
*6	RACKOV Ivan	19:55	0/3	0.0%			0/1	0/2				1	1	1			1				
7	MILICEVIC Mihajlo	0:22																		1	
*8	DEDOVIC Nikola	27:02	1/5	20.0%	0/2		1/1	0/2				4	2								
9	ASANOVIC Mateja	12:41	0/1	0.0%				0/1				2	1								
*10	VAPENSKI Boris	18:27	0/1	0.0%		0/1						1	1	2			3				S
11	STOJCIC Nenad	11:37	0/1	0.0%	0/1							1	1	1							
*12	VUKSANOVIC Srdan	22:52	1/3	33.3%	0/1	0/1				1/1		1	2		1/2						
13	DRAKSIMOVIC Marko																				
Totals			7/27	25.9%	0/5	0/3	2/3	2/12	2/3	1/1		2	16	11	1	1/4	5	2	1	1	1
Cap No.	Goalkeepers	Save/Shots											Time Outs								
Total	%	A	C	X	5m	PS	CA														
*1	ZIVOJINOVIC Stefan	9/17	52.9%	2/3	2/2	0/1	5/9	0/1	0/1			2									
13	DRAKSIMOVIC Marko											1									
Totals			9/17	52.9%	2/3	2/2	0/1	5/9	0/1	0/1			0								
														Exclusions with Substitution							
														Exclusions w/Subst after 4 min.							

ITA - Italy (Blue)

Cap No.	Name	Estimated Time Played	Goals/Shots								AS	TF	ST	BL	SP	Personal Fouls					
			Total	%	A	C	X	5m	PS	CA						20C	20F	2EX	P	EX	
1	MUGELLI Luca																				
2	DAMONTE Luca	14:52	1/4	25.0%				0/3		1/1		3									
*3	di SOMMA Alessandro	26:41	0/2	0.0%	0/1			0/1				2	3				1				
*4	LUONGO Stefano	30:11	2/4	50.0%		0/1	1/1	0/1	1/1			5	3		2/3						
5	LANZONI Giacomo	2:59																			
*6	COPPOLI Francesco	22:43	2/5	40.0%			0/1	2/4				2	1	1		2	1	1	1	S	
7	STEARDO Davide	7:56	1/1	100.0%				1/1								1					
*8	MARZIALI Luca	22:07	1/3	33.3%	0/1	0/1		1/1				1	1								
*9	GITTO Matteo	24:50	0/1	0.0%			0/1									1				1	
10	MANDOLINI Jacopo	8:44									1										
*11	BINI Giacomo	17:30	1/3	33.3%	1/1			0/2						1		2			1	S	
12	di FULVIO Andrea	13:27									2	2		1/1							
*13	VASSALLO Gabriele	32:00																			
Totals			8/23	34.8%	1/3	0/2	1/3	4/13	1/1	1/1		2	19	7	2	3/4	5	3	1	3	2
Cap No.	Goalkeepers	Save/Shots											Time Outs								
Total	%	A	C	X	5m	PS	CA														
1	MUGELLI Luca											2									
*13	VASSALLO Gabriele	10/17	58.8%	3/3	3/3	0/2	4/6	0/2	0/1			2									
Totals			10/17	58.8%	3/3	3/3	0/2	4/6	0/2	0/1			0								
														Exclusions with Substitution							
														Exclusions w/Subst after 4 min.							





Match 7

Results

Результаты

SRB 7 - 8 ITA

(0:1, 1:2, 4:2, 2:3)


Referees: BOROS DJEVI Gabor (AUS)  
SZEKELY Balazs Jozsef (HUN)

FISU Delegate: CLEMENCON Jean-Paul

Period	SRB - Serbia													ITA - Italy																									
	Possessions		EX	Goals (G) / Misses (M)										CT	Possessions		EX	Goals (G) / Misses (M)										CT											
	#	Time		X	AA	FT	5mF	PS	G	M	G	M	G		M	G		M	G	M	G	M																	
Quarter 1	13	4:07				5		1		2				1	11	3:53		1	1				1		1														
Quarter 2	10	4:07				1								5		3:53				1	2	1					1												
Quarter 3	10	3:49				1	1	1						1	2	4:11		0	1							1	4	1											
Quarter 4	10	3:15	1				2	1						1	1	4:45	2			1	2				2	2												1	
Total	43	15:18	1	2	1	1	8	1	1	1	9	2	1	3	42	16:42	2	1	2	2	4	1	1	3	8	1												1	

Match SRB - ITA																
Possessions		EX	2EX	Goals (G) / Misses (M)										CT		
#	Time			X	AA	FT	5mF	PS	G	M	G	M	G		M	
85	32:00	3	2	3	3	3	12	2	2	4	17	3	1	4		

LEGEND									
#	Number of possessions	%	Efficiency	*	Starting line-up	20C	20 seconds exclusion in the centre forward position		
20F	20 seconds exclusion in the field			2EX	Double Exclusion	5m	5 metre shot	5mF	5m shot in the field
A	Action shot	AA	All action shots (A, C and CA)			AS	Assists	C	Centre shot
CA	Counter Attack	CT	Corner Throws	BL	Blocked shots				
EX	Exclusion (S - with substitution, N - with substitution after 4 min.)					FT	Free throw	G	Goals
M	Misses	P	Penalty	PS	Penalty shot	SP	Sprint (Won/Sprints)	ST	Steals
TF	Turnover Fouls	TWPC	Technical Water Polo Committee			X	Extra player shot		

Timing and Results provided by  TISSOT



Match 8

Start List

Стартовый список

Referees: SHIMIZU Keisuke (JPN)  
GERZANICH Vladimir (RUS)

Goal Judges: DMITRIEVA Anastasiia  
KASHTANOVA Natalya

Timekeepers: SAVCHENKO Nataliya  
MAZHIRINA Olga  
TKACHENKO Vasily

FISU Delegate: VASILEIOU Nikolaos

TO Judges: MORUSHENKO Maiia  
KOMAROVA Ekaterina

Secretaries: GALIMZYANOVA Olga  
HOHRYAKOVA Anna

BRA - Brazil (White)

Cap No.	Name	Pos	L/R	Year of Birth	Tournament Statistics				
					FG	PG	Assists	Pers. Fouls	Min.
1	BEZERRA Thye	GK		1987				1	32
2	CRIVELLA Jonas	FP		1988				1	24
3	MIRANDA Henrique	FP		1986				1	19
4	COUTINHO Gustavo	FP		1991				3	9
5	VIEIRA Emilio (C)	FP		1987				1	16
6	PINTO JUNIOR Marcos	FP		1993					6
7	BACHES DELGADO Adrian	FP		1990	2	1		1	30
8	CRUZ SOARES Anderson	FP		1991	1		1		10
9	ROCHA Bernardo	FP		1989	1			2	14
10	FRANCO Ruda	FP		1986			1	2	25
11	GUIMARAES Gustavo	FP		1994	1				18
12	CORREA Danilo	FP		1988	2				21
13	BRAGA Lucas	GK		1992					
Head Coach		BLAZEVIC Mirko (SRB)							

BRA Played	
USA	8 - 8

BEL - Belgium (Blue)

Cap No.	Name	Pos	L/R	Year of Birth	Tournament Statistics				
					FG	PG	Assists	Pers. Fouls	Min.
1	van DOORN Jordan	GK	R	1990					22
2	HEIRMAN Greg	FP	R	1991			1	2	24
3	PUBLIE Sven	FP	L	1991				1	23
4	VERVOORT Kevin	FP	R	1991					15
5	COOLS Ruben	FP	R	1985				3	11
6	HERMAN Thomas	FP	R	1988					12
7	POELMANS Nick	FP	R	1988	1				30
8	de BACKER Nick	FP	R	1989				3	17
9	VERSCHUREN Gerry	FP	L	1993				1	21
10	MARENNE Arnaud	FP	R	1991				2	18
11	GOFFIN Nicolas	FP	R	1989				1	20
13	PARMENTIER Arthur	GK	R	1992					10
Head Coach		FULGEANU Nicolae							
Official		POLLAK Bernard							

BEL Played	
ITA	1 - 28

LEGEND			
(C)	Captain	CB	Centre Back
GK	Goalkeeper	CF	Centre Forward
Pers.	Personal	L	Left
TWPC	Technical Water Polo Committee	Pos	Playing position
		D	Driver
		L/R	Handedness
		R	Right
		FG	Field Goals
		Min.	Minutes Played
		TO	Time Out



Match 8

Results

Результаты

**BRA 19 - 3 BEL**

(4:1, 3:0, 5:1, 7:1)

Referees: SHIMIZU Keisuke (JPN)  
GERZANICH Vladimir (RUS)

FISU Delegate: VASILEIOU Nikolaos

**BRA - Brazil (White)**

Cap No.	Name	Estimated Time Played	Goals/Shots							AS	TF	ST	BL	SP	Personal Fouls						
			Total	%	A	C	X	5m	PS						CA	20C	20F	2EX	P	EX	
*1	BEZERRA Thye	24:00													1						
*2	CRIVELLA Jonas	18:18	4/6	66.7%	2/4		2/2							2/2	1						
*3	MIRANDA Henrique	17:57	1/2	50.0%					1/1						2					1	
4	COUTINHO Gustavo	17:35	3/3	100.0%	2/2									1/1	2		2				
5	VIEIRA Emilio	16:17	0/1	0.0%			0/1								1	4	3				
6	PINTO JUNIOR Marcos	9:10	0/1	0.0%				0/1												1	
*7	BACHES DELGADO Adrian	25:25	2/4	50.0%	0/1		2/2	0/1							1		2				
8	CRUZ SOARES Anderson	15:47	1/2	50.0%			1/1	0/1						1/1							
*9	ROCHA Bernardo	14:19	1/2	50.0%	1/1			0/1								1	1			1	
10	FRANCO Ruda	22:00	2/2	100.0%			1/1	1/1							2		3	2			
*11	GUIMARAES Gustavo	20:38	5/6	83.3%	3/4	1/1				1/1						1	1		1/1	1	
*12	CORREA Danilo	14:34	0/1	0.0%				0/1								3	1				
13	BRAGA Lucas	8:00																			
Totals			19/30	63.3%	8/12	1/2	6/6	2/7	1/1	1/2						7	13	14	2	4/4	2 3
Cap No.	Goalkeepers	Save/Shots							Time Outs												
Total	%	A	C	X	5m	PS	CA														
*1	BEZERRA Thye	6/8	75.0%	3/3	1/2	0/1	2/2				1										
13	BRAGA Lucas	1/2	50.0%	0/1	1/1						0										
Totals			7/10	70.0%	3/4	2/3	0/1	2/2				0									

**BEL - Belgium (Blue)**

Cap No.	Name	Estimated Time Played	Goals/Shots							AS	TF	ST	BL	SP	Personal Fouls						
			Total	%	A	C	X	5m	PS						CA	20C	20F	2EX	P	EX	
1	van DOORN Jorden	16:00																			
*2	HEIRMAN Greg	19:09												0/4	2						
*3	PUBLIE Sven	18:21	0/2	0.0%				0/2							5	1					
4	VERVOORT Kevin	12:48																			
*5	COOLS Ruben	17:57	0/2	0.0%	0/1			0/1												1	
6	HERMAN Thomas	16:54	1/4	25.0%	0/1	0/1	1/1	0/1							4	1				1	
*7	POELMANS Nick	23:50	2/4	50.0%	1/1	1/2	0/1								2						
8	de BACKER Nick	24:13														2				1	
*9	VERSCHUREN Gerry	26:19	0/5	0.0%	0/2	0/1	0/1	0/1							2	2				1	1
10	MARENNE Arnaud	13:48																		2	
*11	GOFFIN Nicolas	18:41	0/1	0.0%	0/1										1					1	
*13	PARMENTIER Arthur	16:00																			
Totals			3/18	16.7%	1/6	1/4	1/3	0/5								2	23	6		0/4	7 2 1
Cap No.	Goalkeepers	Save/Shots							Time Outs												
Total	%	A	C	X	5m	PS	CA														
1	van DOORN Jorden	6/18	33.3%	2/5	1/1	0/6	2/3	0/1	1/2				0								
*13	PARMENTIER Arthur	2/9	22.2%	1/6	0/1		1/2				0										
Totals			8/27	29.6%	3/11	1/2	0/6	3/5	0/1	1/2				0							



Match 8

Results

Результаты

**BRA 19 - 3 BEL**

(4:1, 3:0, 5:1, 7:1)

Referees: SHIMIZU Keisuke (JPN)  
GERZANICH Vladimir (RUS)

FISU Delegate: VASILEIOU Nikolaos

Period	BRA - Brazil											BEL - Belgium																
	Possessions		EX	Goals (G) / Misses (M)								CT	Possessions		EX	Goals (G) / Misses (M)								CT				
	#	Time		X		AA		FT		5mF			PS			#	Time	X		AA		FT			5mF		PS	
		G	M	G	M	G	M	G	M	G	M	G	M			G	M	G	M	G	M	G	M					
Quarter 1	11	3:35			4	1					2			1	11	4:25	0	1	1	1					2			2
Quarter 2	9	3:24			2					1	1				9	4:36	0	1		4								
Quarter 3	12	3:46		3		1	4			1	1				11	4:14	1			2		1						
Quarter 4	11	3:49		3		3	1				1	1		1	10	4:11				1	1			2				
Total	43	14:34		6		10	6			2	5	1		2	41	17:26		1	2	2	8		1		4			2

Match BRA - BEL														
Possessions		EX	2EX	Goals (G) / Misses (M)								CT		
#	Time			X		AA		FT		5mF			PS	
		G	M	G	M	G	M	G	M	G	M	G	M	
84	32:00			7	2	12	14		1	2	9	1		4

LEGEND										
#	Number of possessions	%	Efficiency	*	Starting line-up	20C	20 seconds exclusion in the centre forward position			
20F	20 seconds exclusion in the field			2EX	Double Exclusion	5m	5 metre shot		5mF	5m shot in the field
A	Action shot	AA	All action shots (A, C and CA)		AS	Assists		C	Centre shot	
CA	Counter Attack	CT	Corner Throws		BL	Blocked shots		FT	Free throw	
EX	Exclusion (S - with substitution, N - with substitution after 4 min.)			P	Penalty	PS	Penalty shot		SP	Sprint (Won/Sprints)
M	Misses			PS	Penalty shot		ST	Steals		
TF	Turnover Fouls		TWPC	Technical Water Polo Committee			X	Extra player shot		

Timing and Results provided by TISSOT



Match 9

Start List

Стартовый список

MNE - USA

Referees: FRANULOVIC Andrej (CRO)  
MEBUKE Vakhtang (GEO)

Goal Judges: DMITRIEVA Anastasiia  
KASHTANOVA Natalya

Timekeepers: SAVCHENKO Nataliya  
MAZHIRINA Olga  
TKACHENKO Vasily

FISU Delegate: CLEMENCON Jean-Paul

TO Judges: MORUSHENKO Maiia  
KOMAROVA Ekaterina

Secretaries: GALIMZYANOVA Olga  
HOHRYAKOVA Anna

MNE - Montenegro (White)

Cap No.	Name	Pos	L/R	Year of Birth	Tournament Statistics				
					FG	PG	Assists	Pers. Fouls	Min.
1	LAZOVIC Dejan	GK		1990					32
2	VICO Nemanja	FP		1994	1				15
3	MARKOVIC Nikola	FP		1992	1				23
4	GOPCEVIC Marko	FP		1990				1	26
5	KOVACEVIC Stefan	FP		1994				2	10
6	POPOVIC Miljan	FP		1992	1			2	28
7	POROBIC Igor	FP		1993					22
8	SARIC Jovan	FP		1991			1		15
9	LATINOVIC Radovan	FP		1991				2	17
10	MURISIC Nikola	FP		1992	2				13
11	IVANCEVIC Marko	FP		1989					10
12	VUKMIROVIC Marko	FP		1994					16
13	KRALJ Aleksandro	GK		1990					
<b>Head Coach</b>		PEJAKOVIC Drago							
<b>Official</b>		LONCAREVIC Bruna							
<b>Official</b>		VUKSANOVIC Lazar							

MNE Played	
SRB	5 - 9

USA - United States (Blue)

Cap No.	Name	Pos	L/R	Year of Birth	Tournament Statistics				
					FG	PG	Assists	Pers. Fouls	Min.
1	DANNER Garrett	GK		1994					32
2	REYNOLDS Lucas	FP		1991	1				19
3	ZWANEVELD Alec	FP		1994	1				13
4	REYNOLDS Paul	FP		1992	1	1	1		25
5	ROBERTS Ryder	FP		1994	1		1		13
6	PICKELL Paul	FP		1990				1	6
7	McCLINTICK Daniel	FP		1994			1		26
8	DABOUB Anthony	FP		1993				1	10
9	LENHART Daniel	FP		1992	1			2	19
10	RAMIREZ Chancellor	FP		1994					17
11	FAHLSING Christopher	FP		1992		1		1	16
12	WENDT Christopher (C)	FP		1991	1		1	2	22
13	FELLNER Patrick	FP		1995					6
<b>Head Coach</b>		WRIGHT Adam							
<b>Official</b>		BEAUBIEN JR. Layne							
<b>Official</b>		HARTSHORNE James							

USA Played	
BRA	8 - 8

LEGEND									
(C)	Captain	CB	Centre Back	CF	Centre Forward	D	Driver	FG	Field Goals
GK	Goalkeeper	L/R	Handedness	Min.	Minutes Played	TO	Time Out		
Pers.	Personal	PG	Penalty Goals	Pos	Playing position				
TWPC	Technical Water Polo Committee								



Match 9

Results

Результаты

MNE 8 - 9 USA

(1:2, 0:3, 1:1, 6:3)

Referees: FRANULOVIC Andrej (CRO)  
MEBUKE Vakhtang (GEO)

FISU Delegate: CLEMENCON Jean-Paul

MNE - Montenegro (White)

Cap No.	Name	Estimated Time Played	Goals/Shots							AS	TF	ST	BL	SP	Personal Fouls								
			Total	%	A	C	X	5m	PS						CA	20C	20F	2EX	P	EX			
*1	LAZOVIC Dejan	32:00										1											
2	VICO Nemanja	11:09	1/2	50.0%		0/1	1/1					1											
*3	MARKOVIC Nikola	15:03	0/5	0.0%	0/2				0/3								1	2	1		S		
*4	GOPCEVIC Marko	21:47	1/4	25.0%	0/3		1/1					1	2		0/1					1	1		
5	KOVACEVIC Stefan	10:38	0/1	0.0%					0/1														
*6	POPOVIC Miljan	20:11	0/3	0.0%					0/3			1		3		1/1			3		S		
7	POROBIC Igor	24:51	0/4	0.0%	0/1		0/1		0/2					2									
*8	SARIC Jovan	25:04	3/7	42.9%	3/6				0/1														
*9	LATINOVIC Radovan	23:14	0/1	0.0%				0/1				1		1							2		
*10	MURISIC Nikola	15:53	2/3	66.7%	0/1		2/2							3									
11	IVANCEVIC Marko	5:55																	1	1			
12	VUKMIROVIC Marko	18:15	1/3	33.3%	1/3							2					1	1/2		1	1		
13	KRALJ Aleksandro																						
Totals			8/33	24.2%	4/16	2/3	2/4	0/10				4	5	7	3	2/4			8	5	1	1	2
Cap No.	Goalkeepers		Save/Shots							Time Outs		Exclusions with Substitution		Exclusions w/Subst after 4 min.									
			Total	%	A	C	X	5m	PS	CA													
*1	LAZOVIC Dejan		5/14	35.7%	1/5	2/4	0/1	2/3	0/1							2		2					
13	KRALJ Aleksandro																						
Totals			5/14	35.7%	1/5	2/4	0/1	2/3	0/1														

USA - United States (Blue)

Cap No.	Name	Estimated Time Played	Goals/Shots							AS	TF	ST	BL	SP	Personal Fouls								
			Total	%	A	C	X	5m	PS						CA	20C	20F	2EX	P	EX			
*1	DANNER Garrett	32:00																					
*2	REYNOLDS Lucas	15:18	0/2	0.0%		0/1		0/1				1	3										
3	ZWANEVELD Alec	16:42	2/4	50.0%	1/2	1/1	0/1						2		1								
*4	REYNOLDS Paul	26:51	3/4	75.0%		1/1	0/1	1/1	1/1					0/2									
5	ROBERTS Ryder	14:23	0/1	0.0%				0/1					1		1	1/1			1	1	1		
6	PICKELL Paul	9:01	0/2	0.0%		0/1	0/1							1									
*7	McCLINTICK Daniel	20:49	0/1	0.0%				0/1				2			2								
8	DABOUB Anthony	11:18	0/1	0.0%				0/1							1				2				
*9	LENHART Daniel	12:56												2						1			
*10	RAMIREZ Chancellor	14:42	0/1	0.0%				0/1											1				
11	FAHLSING Christopher	13:38	1/1	100.0%	1/1										1								
*12	WENDT Christopher	21:34																					
13	FELLNER Patrick	14:48	3/4	75.0%	2/3		1/1						3		1	1	1/1				1		
Totals			9/21	42.9%	4/6	2/4	1/4	1/6	1/1			7	12	1	7	2/4			5	3	1		
Cap No.	Goalkeepers		Save/Shots							Time Outs		Exclusions with Substitution		Exclusions w/Subst after 4 min.									
			Total	%	A	C	X	5m	PS	CA													
*1	DANNER Garrett		12/20	60.0%	6/10	1/3	0/2	5/5															
Totals			12/20	60.0%	6/10	1/3	0/2	5/5															



Match 9

Results

Результаты

MNE 8 - 9 USA

(1:2, 0:3, 1:1, 6:3)


Referees: FRANULOVIC Andrej (CRO)  
MEBUKE Vakhtang (GEO)

FISU Delegate: CLEMENCON Jean-Paul

Period	MNE - Montenegro											USA - United States													
	Possessions		EX	Goals (G) / Misses (M)								CT	Possessions		EX	Goals (G) / Misses (M)								CT	
	#	Time		G	M	AA	FT	5mF	PS	#	Time		G	M		AA	FT	5mF	PS						
Quarter 1	9	3:56		0	1	1	4			2			8	4:04		0	2	2	1			1			
Quarter 2	10	4:09				2		1		4			3	3:51		1		2	1			1			
Quarter 3	9	3:42	2	1		4				3			1	4:18		0	1		1			1	2		
Quarter 4	10	3:11		1	1	5	3						9	4:49				2	1			1	1		
Total	38	14:58	2	2	2	6	13	1		9			4	17:02		1	3	6	4			1	5	1	

Match MNE - USA													
Possessions		EX	2EX	Goals (G) / Misses (M)								CT	
#	Time			X	AA	FT	5mF	PS	G	M			
71	32:00	2	2	3	5	12	17	1	1	14	1		4

LEGEND													
#	Number of possessions	%	Efficiency	*	Starting line-up	20C	20 seconds exclusion in the centre forward position						
20F	20 seconds exclusion in the field			2EX	Double Exclusion	5m	5 metre shot	5mF	5m shot in the field				
A	Action shot	AA	All action shots (A, C and CA)			AS	Assists	C	Centre shot				
CA	Counter Attack	CT	Corner Throws	BL	Blocked shots								
EX	Exclusion (S - with substitution, N - with substitution after 4 min.)					FT	Free throw	G	Goals				
M	Misses	P	Penalty	PS	Penalty shot	SP	Sprint (Won/Sprints)	ST	Steals				
TF	Turnover Fouls	TWPC	Technical Water Polo Committee			X	Extra player shot						

Timing and Results provided by  TISSOT



Match 14

Start List

Стартовый список

**Referees:** SZEKELY Balazs Jozsef (HUN) SHIMIZU Keisuke (JPN)  
**Goal Judges:** DMITRIEVA Anastasiia KASHTANOVA Natalya  
**FISU Delegate:** CLEMENCON Jean-Paul  
**TO Judges:** MORUSHENKO Maiia KOMAROVA Ekaterina

**Timekeepers:** SAVCHENKO Nataliya MAZHIRINA Olga TKACHENKO Vasily  
**Secretaries:** GALIMZYANOVA Olga HOHRYAKOVA Anna

SRB - Serbia (White)

Cap No.	Name	Pos	L/R	Year of Birth	Tournament Statistics				
					FG	PG	Assists	Pers. Fouls	Min.
1	ZIVOJINOVIC Stefan	GK		1989			1		64
2	RASOVIC Strahinja	FP		1992	3	2			47
3	POPOVIC Boris	FP		1990	1			3	32
4	MARKOVIC Dusan	FP		1990	2			3	39
5	MILICIC Milos	FP		1991	1				29
6	RACKOV Ivan	FP		1989	1		3	1	42
7	MILICEVIC Mihajlo	FP		1993				2	11
8	DEDOVIC Nikola	FP		1992	1				52
9	ASANOVIC Mateja	FP		1995			1		29
10	VAPENSKI Boris (C)	FP		1990	1		1	3	37
11	STOJCIC Nenad	FP		1993			1	1	23
12	VUKSANOVIC Srdan	FP		1992	3	1			45
13	DRAKSIMOVIC Marko	GK		1987					
<b>Head Coach</b>		STEVANOVIC Uros							
<b>Official</b>		CIRIC Milos							
<b>Official</b>		VUKANOVIC Igor							

SRB Played	
MNE	9 - 5
ITA	7 - 8

USA - United States (Blue)

Cap No.	Name	Pos	L/R	Year of Birth	Tournament Statistics				
					FG	PG	Assists	Pers. Fouls	Min.
1	DANNER Garrett	GK		1994					64
2	REYNOLDS Lucas	FP		1991	1		1		34
3	ZWANEVELD Alec	FP		1994	3				30
4	REYNOLDS Paul	FP		1992	3	2	1		51
5	ROBERTS Ryder	FP		1994	1		1	2	27
6	PICKELL Paul	FP		1990				1	15
7	McCLINTICK Daniel	FP		1994			3		47
8	DABOUB Anthony	FP		1993			1	3	21
9	LENHART Daniel	FP		1992	1			3	32
10	RAMIREZ Chancellor	FP		1994				1	32
11	FAHLSING Christopher	FP		1992	1	1		1	30
12	WENDT Christopher (C)	FP		1991	1		4	3	44
13	FELLNER Patrick	FP		1995	3			1	21
<b>Head Coach</b>		WRIGHT Adam							
<b>Official</b>		BEAUBIEN JR. Layne							
<b>Official</b>		HARTSHORNE James							

USA Played	
BRA	8 - 8
MNE	9 - 8

LEGEND			
(C)	Captain	CB	Centre Back
GK	Goalkeeper	CF	Centre Forward
Pers.	Personal	L/R	Handedness
TWPC	Technical Water Polo Committee	Pos	Playing position
		D	Driver
		Min.	Minutes Played
		TO	Time Out
		FG	Field Goals





Match 14

Results

Результаты

SRB 9 - 5 USA

(1:1, 2:1, 1:1, 5:2)

Referees: SZEKELY Balazs Jozsef (HUN)  
SHIMIZU Keisuke (JPN)

FISU Delegate: CLEMENCON Jean-Paul

SRB - Serbia (White)

Cap No.	Name	Estimated Time Played	Goals/Shots								AS	TF	ST	BL	SP	Personal Fouls				
			Total	%	A	C	X	5m	PS	CA						20C	20F	2EX	P	EX
*1	ZIVOJINOVIC Stefan	32:00										1		2						
2	RASOVIC Strahinja	20:14	2/4	50.0%	0/1		1/1	0/1		1/1		1	1							
*3	POPOVIC Boris	18:02	0/6	0.0%		0/5	0/1							1						
*4	MARKOVIC Dusan	16:17	2/3	66.7%	1/1			1/2									2			
5	MILICIC Milos	17:24									1		1							
*6	RACKOV Ivan	24:15	2/3	66.7%	1/1	1/1		0/1				3			0/1		1			
7	MILICEVIC Mihajlo	7:32	0/1	0.0%			0/1						1				2			
*8	DEDOVIC Nikola	25:19	1/5	20.0%	1/2			0/3				1	1	1						
9	ASANOVIC Mateja	16:27	0/2	0.0%	0/1					0/1		1								
*10	VAPENSKI Boris	20:27	2/7	28.6%	0/5		2/2					1		1						
11	STOJCIC Nenad	8:17	0/1	0.0%				0/1									1			
*12	VUKSANOVIC Srdan	17:46	0/2	0.0%	0/1	0/1						2	3		3/3	1		1		
13	DRAKSIMOVIC Marko																			
Totals			9/34	26.5%	3/12	1/7	3/5	1/8		1/2		3	9	9	2	3/4	5	2	1	
Cap No.	Goalkeepers	Save/Shots								Time Outs		Exclusions with Substitution		Exclusions w/Subst after 4 min.						
		Total	%	A	C	X	5m	PS	CA											
*1	ZIVOJINOVIC Stefan	7/12	58.3%	1/1	2/4	0/1	4/5	0/1												
13	DRAKSIMOVIC Marko																			
Totals		7/12	58.3%	1/1	2/4	0/1	4/5	0/1												

USA - United States (Blue)

Cap No.	Name	Estimated Time Played	Goals/Shots								AS	TF	ST	BL	SP	Personal Fouls				
			Total	%	A	C	X	5m	PS	CA						20C	20F	2EX	P	EX
*1	DANNER Garrett	32:00																		
*2	REYNOLDS Lucas	19:27	1/5	20.0%	0/2	1/3						3								
3	ZWANEVELD Alec	12:27	0/1	0.0%		0/1						2								
*4	REYNOLDS Paul	20:36	1/2	50.0%				0/1	1/1			2		0/2	1					
5	ROBERTS Ryder	11:06	1/2	50.0%				1/2				2		1/2						
6	PICKELL Paul	8:06	0/1	0.0%	0/1							1								
*7	McCLINTICK Daniel	24:00	1/3	33.3%			1/1	0/2			1	1								
8	DABOUB Anthony	13:22	0/1	0.0%				0/1							1					
*9	LENHART Daniel	15:11	0/1	0.0%				0/1				1	2							
*10	RAMIREZ Chancellor	10:57	0/1	0.0%				0/1					1		2	1		S		
11	FAHLSING Christopher	17:12	0/2	0.0%	0/1			0/1							1					
*12	WENDT Christopher	22:58	1/2	50.0%	0/1	1/1						1		2		1				
13	FELLNER Patrick	16:38	0/1	0.0%				0/1				1	1							
Totals			5/22	22.7%	0/5	2/5	1/1	1/10	1/1		1	17	4	2	1/4	5	2		1	
Cap No.	Goalkeepers	Save/Shots								Time Outs		Exclusions with Substitution		Exclusions w/Subst after 4 min.						
		Total	%	A	C	X	5m	PS	CA											
*1	DANNER Garrett	14/23	60.9%	6/9	3/4	0/3	4/5	1/2												
Totals		14/23	60.9%	6/9	3/4	0/3	4/5	1/2												



Match 14

Results

Результаты

SRB 9 - 5 USA

(1:1, 2:1, 1:1, 5:2)

Referees: SZEKELY Balazs Jozsef (HUN)  
SHIMIZU Keisuke (JPN)

FISU Delegate: CLEMENCON Jean-Paul

Period	SRB - Serbia											USA - United States														
	Possessions		EX	Goals (G) / Misses (M)								CT	Possessions		EX	Goals (G) / Misses (M)								CT		
				X	AA		FT		5mF		PS					X	AA		FT		5mF		PS			
#	Time	G	M	G	M	G	M	G	M	G	M	#	Time	G	M	G	M	G	M	G	M					
Quarter 1	12	4:05					7	1			2		3	9	3:55			1	2		1	1		1		
Quarter 2	12	3:28				2	6						1	11	4:32				2			1	3		1	
Quarter 3	10	3:10		1	1		3				3			10	4:50						1	2	1			
Quarter 4	9	2:54		2	1	3					2			9	5:06	1	1		1	4			1			
Total	43	13:37		3	2	5	16	1			7		4	39	18:23	1	1		2	8		2	1	7	1	2

Match SRB - USA														
Possessions		EX	2EX	Goals (G) / Misses (M)								CT		
				X	AA		FT		5mF		PS			
#	Time	G	M	G	M	G	M	G	M	G	M	G	M	
82	32:00	1		4	2	7	24	1	2	1	14	1		6

LEGEND														
#	Number of possessions	%	Efficiency	*	Starting line-up	20C	20 seconds exclusion in the centre forward position							
20F	20 seconds exclusion in the field			2EX	Double Exclusion	5m	5 metre shot		5mF	5m shot in the field				
A	Action shot	AA	All action shots (A, C and CA)			AS	Assists		C	Centre shot				
CA	Counter Attack	CT	Corner Throws			BL	Blocked shots							
EX	Exclusion (S - with substitution, N - with substitution after 4 min.)			P	Penalty	PS	Penalty shot		FT	Free throw		G	Goals	
M	Misses			P	Penalty	PS	Penalty shot		SP	Sprint (Won/Sprints)		ST	Steals	
TF	Turnover Fouls			TWPC	Technical Water Polo Committee									
						X	Extra player shot							



Match 15

Start List

Стартовый список

Referees: FRANULOVIC Andrej (CRO)  
GERZANICH Vladimir (RUS)

Goal Judges: DMITRIEVA Anastasiia  
KASHTANOVA Natalya

Timekeepers: SAVCHENKO Nataliya  
MAZHIRINA Olga  
TKACHENKO Vasily

FISU Delegate: FARID El Allam

TO Judges: MORUSHENKO Maiia  
KOMAROVA Ekaterina

Secretaries: GALIMZYANOVA Olga  
HOHRYAKOVA Anna

ITA - Italy (White)

Cap No.	Name	Pos	L/R	Year of Birth	Tournament Statistics				
					FG	PG	Assists	Pers. Fouls	Min.
1	MUGELLI Luca	GK		1991			1		16
2	DAMONTE Luca	FP	L	1992	6		2	1	30
3	di SOMMA Alessandro	FP		1988	3		2	1	45
4	LUONGO Stefano (C)	FP		1990	4	3	2		54
5	LANZONI Giacomo	FP		1993	1		1		20
6	COPPOLI Francesco	FP		1989	4			5	38
7	STEARDO Davide	FP		1991	4			1	28
8	MARZIALI Luca	FP		1991	4		1		37
9	GITTO Matteo	FP		1991	1		2	2	41
10	MANDOLINI Jacopo	FP		1989	3				25
11	BINI Giacomo	FP	L	1990	2		3	3	37
12	di FULVIO Andrea	FP		1988	1				30
13	VASSALLO Gabriele	GK		1993					48
<b>Head Coach</b>		MIRARCHI Maurizio							
<b>Official</b>		CASTELLI Arnaldo							
<b>Official</b>		GRASSI Giacomo							


ITA Played	
BEL	28 - 1
SRB	8 - 7

BRA - Brazil (Blue)

Cap No.	Name	Pos	L/R	Year of Birth	Tournament Statistics				
					FG	PG	Assists	Pers. Fouls	Min.
1	BEZERRA Thye	GK		1987				1	56
2	CRIVELLA Jonas	FP		1988	4		1	2	42
3	MIRANDA Henrique	FP		1986	1			2	37
4	COUTINHO Gustavo	FP		1991	3		2	3	26
5	VIEIRA Emilio (C)	FP		1987			1	1	32
6	PINTO JUNIOR Marcos	FP		1993				1	15
7	BACHES DELGADO Adrian	FP		1990	4	1	1	1	56
8	CRUZ SOARES Anderson	FP		1991	2		1		26
9	ROCHA Bernardo	FP		1989	2			3	29
10	FRANCO Ruda	FP		1986	2		3	2	47
11	GUIMARAES Gustavo	FP		1994	5	1		1	38
12	CORREA Danilo	FP		1988	2				36
13	BRAGA Lucas	GK		1992					8
<b>Head Coach</b>		BLAZEVIC Mirko (SRB)							

BRA Played	
USA	8 - 8
BEL	19 - 3

LEGEND							
(C)	Captain	CB	Centre Back	CF	Centre Forward	D	Driver
GK	Goalkeeper	L	Left	L/R	Left/Right	L/R	Handedness
Pers.	Personal	PG	Penalty Goals	Pos	Playing position	TO	Time Out
TWPC	Technical Water Polo Committee					FG	Field Goals
						Min.	Minutes Played

Timing and Results provided by  TISSOT



Match 15

Results  
Результаты

ITA 11 - 10 BRA  
(4:1, 1:1, 3:4, 3:4)

Referees: FRANULOVIC Andrej (CRO)  
GERZANICH Vladimir (RUS)

FISU Delegate: FARID El Allam

ITA - Italy (White)

Cap No.	Name	Estimated Time Played	Goals/Shots							AS	TF	ST	BL	SP	Personal Fouls								
			Total	%	A	C	X	5m	PS						CA	20C	20F	2EX	P	EX			
1	MUGELLI Luca																						
2	DAMONTE Luca	23:30	2/3	66.7%	1/1		1/1	0/1		1	2		1										
*3	di SOMMA Alessandro	23:51	0/1	0.0%	0/1						2		1					1		1			
*4	LUONGO Stefano	24:28	4/10	40.0%	0/1		2/4	0/3	2/2	1	1		1	1/2				1					
5	LANZONI Giacomo	8:40	2/3	66.7%	1/1			1/2						0/1									
*6	COPPOLI Francesco	21:24	0/2	0.0%				0/2		1	1							2					
7	STEARDO Davide	10:37	0/2	0.0%				0/2										1					
*8	MARZIALI Luca	18:09									2							3	1	S			
*9	GITTO Matteo	24:40	0/2	0.0%	0/1			0/1		1	1	1						2	1				
10	MANDOLINI Jacopo	7:17									1	1						1					
*11	BINI Giacomo	20:32	2/4	50.0%	1/2			1/2			1							3		S			
12	di FULVIO Andrea	8:52	1/1	100.0%									1	1/1									
*13	VASSALLO Gabriele	32:00											1										
Totals			11/28	39.3%	3/7		3/5	2/13	2/2	1/1	4	11	4	3	2/4			3	11	2	1	2	
Cap No.	Goalkeepers	Estimated Time Played	Save/Shots							AS	TF	ST	BL	SP	Personal Fouls								
			Total	%	A	C	X	5m	PS						CA	20C	20F	2EX	P	EX			
1	MUGELLI Luca																						
*13	VASSALLO Gabriele		8/18	44.4%	2/7		3/4	0/3	3/3	0/1													
Totals			8/18	44.4%	2/7		3/4	0/3	3/3	0/1													

Time Outs	2
Exclusions with Substitution	2
Exclusions w/Subst after 4 min.	0

BRA - Brazil (Blue)

Cap No.	Name	Estimated Time Played	Goals/Shots							AS	TF	ST	BL	SP	Personal Fouls								
			Total	%	A	C	X	5m	PS						CA	20C	20F	2EX	P	EX			
*1	BEZERRA Thye	32:00										2											
2	CRIVELLA Jonas	18:22	2/4	50.0%	1/1	1/1		0/2		3	1		1	1/1				1	1				
*3	MIRANDA Henrique	16:35	1/2	50.0%	1/2					1								2	1				
*4	COUTINHO Gustavo	16:28	0/1	0.0%		0/1				1	1		1					1		1			
5	VIEIRA Emilio	16:42	1/3	33.3%	0/1	0/1	1/1				3	2						1					
6	PINTO JUNIOR Marcos	4:40																		1			
*7	BACHES DELGADO Adrian	30:08	4/11	36.4%	2/4		2/3	0/4			1												
8	CRUZ SOARES Anderson	13:24	0/1	0.0%			0/1							1/2				1					
9	ROCHA Bernardo	15:31	0/1	0.0%			0/1				1							2					
*10	FRANCO Ruda	18:42	1/2	50.0%	1/1			0/1		2	1		1					1		1			
*11	GUIMARAES Gustavo	25:38	1/6	16.7%	0/1	0/2		0/2	1/1	1	1	1		0/1				2					
*12	CORREA Danilo	15:50									6												
13	BRAGA Lucas																						
Totals			10/31	32.3%	5/10	1/5	3/6	0/9	1/1	8	15	5	3	2/4				8	4	2	2		
Cap No.	Goalkeepers	Estimated Time Played	Save/Shots							AS	TF	ST	BL	SP	Personal Fouls								
			Total	%	A	C	X	5m	PS						CA	20C	20F	2EX	P	EX			
*1	BEZERRA Thye		9/20	45.0%	2/5		1/4	6/8	0/2	0/1													
13	BRAGA Lucas																						
Totals			9/20	45.0%	2/5		1/4	6/8	0/2	0/1													

Time Outs	1
Exclusions with Substitution	0
Exclusions w/Subst after 4 min.	0



Match 15

Results

Результаты

ITA 11 - 10 BRA

(4:1, 1:1, 3:4, 3:4)


Referees: FRANULOVIC Andrej (CRO)  
GERZANICH Vladimir (RUS)

FISU Delegate: FARID El Allam

Period	ITA - Italy											BRA - Brazil																
	Possessions		EX	Goals (G) / Misses (M)								CT	Possessions		EX	Goals (G) / Misses (M)								CT				
				X	AA	FT	5mF	PS	X	AA	FT					5mF	PS											
#	Time	G	M	G	M	G	M	G	M	G	M	#	Time	G	M	G	M	G	M	G	M							
Quarter 1	10	3:32			1		2	1		1		1	1		13	4:28		1	2		4		1		1			2
Quarter 2	9	3:03					1			3		3	1		12	4:57					1	1	3		3			3
Quarter 3	11	4:28			0	2	1	1	2			2			10	3:32					3	1	1				1	
Quarter 4	9	3:54	2	2			1	1				1			11	4:06		2	1	2	3							
Total	39	14:57	2	3	2	4	4	2	4			7	2		46	17:03		3	3	6	9		5		4	1		5

Match ITA - BRA													
Possessions		EX	2EX	Goals (G) / Misses (M)								CT	
#	Time			X	AA	FT	5mF	PS	X	AA	FT		5mF
G	M	G	M	G	M	G	M	G	M	G	M	G	M
85	32:00	2	4	6	5	10	13	2	9	11	3		5

LEGEND													
#	Number of possessions	%	Efficiency	*	Starting line-up	20C	20 seconds exclusion in the centre forward position						
20F	20 seconds exclusion in the field			2EX	Double Exclusion	5m	5 metre shot	5mF	5m shot in the field				
A	Action shot	AA	All action shots (A, C and CA)	AS	Assists	C	Centre shot						
CA	Counter Attack	CT	Corner Throws	BL	Blocked shots	FT	Free throw	G	Goals				
EX	Exclusion (S - with substitution, N - with substitution after 4 min.)	P	Penalty	PS	Penalty shot	SP	Sprint (Won/Sprints)	ST	Steals				
M	Misses	TF	Turnover Fouls	TWPC	Technical Water Polo Committee	X	Extra player shot						

Timing and Results provided by  TISSOT



Match 19

Start List

Стартовый список

SRB - BRA

Referees: TAHARA Tadao (JPN)  
DESLIERES Marie-Claude (CAN)

Goal Judges: DMITRIEVA Anastasiia  
KASHTANOVA Natalya

Timekeepers: SAVCHENKO Nataliya  
MAZHIRINA Olga  
TKACHENKO Vasily

FISU Delegate: FARID El Allam

TO Judges: MORUSHENKO Maiia  
KOMAROVA Ekaterina

Secretaries: GALIMZYANOVA Olga  
HOHRYAKOVA Anna

SRB - Serbia (White)

Cap No.	Name	Pos	L/R	Year of Birth	Tournament Statistics				
					FG	PG	Assists	Pers. Fouls	Min.
1	ZIVOJINOVIC Stefan	GK		1989			2		96
2	RASOVIC Strahinja	FP		1992	5	2	1		67
3	POPOVIC Boris	FP		1990	1			3	50
4	MARKOVIC Dusan	FP		1990	4			5	55
5	MILICIC Milos	FP		1991	1		1		46
6	RACKOV Ivan	FP		1989	3		3	2	66
7	MILICEVIC Mihajlo	FP		1993				4	19
8	DEDOVIC Nikola	FP		1992	2				77
9	ASANOVIC Mateja	FP		1995			1		45
10	VAPENSKI Boris (C)	FP		1990	3		1	3	57
11	STOJCIC Nenad	FP		1993			1	2	31
12	VUKSANOVIC Srdan	FP		1992	3	1		2	63
13	DRAKSIMOVIC Marko	GK		1987					
<b>Head Coach</b>		STEVANOVIC Uros							
<b>Official</b>		CIRIC Milos							
<b>Official</b>		VUKANOVIC Igor							

SRB Played	
MNE	9 - 5
ITA	7 - 8
USA	9 - 5

BRA - Brazil (Blue)

Cap No.	Name	Pos	L/R	Year of Birth	Tournament Statistics				
					FG	PG	Assists	Pers. Fouls	Min.
1	BEZERRA Thye	GK		1987				1	88
2	CRIVELLA Jonas	FP		1988	6		4	4	61
3	MIRANDA Henrique	FP		1986	2		1	4	53
4	COUTINHO Gustavo	FP		1991	3		3	5	43
5	VIEIRA Emilio (C)	FP		1987	1		1	2	49
6	PINTO JUNIOR Marcos	FP		1993				2	20
7	BACHES DELGADO Adrian	FP		1990	8	1	1	1	86
8	CRUZ SOARES Anderson	FP		1991	2		1	1	39
9	ROCHA Bernardo	FP		1989	2			5	44
10	FRANCO Ruda	FP		1986	3		5	3	65
11	GUIMARAES Gustavo	FP		1994	5	2	1	3	64
12	CORREA Danilo	FP		1988	2				52
13	BRAGA Lucas	GK		1992					8
<b>Head Coach</b>		BLAZEVIC Mirko (SRB)							

BRA Played	
USA	8 - 8
BEL	19 - 3
ITA	10 - 11

LEGEND									
(C)	Captain	CB	Centre Back	CF	Centre Forward	D	Driver	FG	Field Goals
GK	Goalkeeper	L/R	Handedness	Min.	Minutes Played	TO	Time Out		
Pers.	Personal	PG	Penalty Goals	Pos	Playing position				
TWPC	Technical Water Polo Committee								



Match 19

Results

Результаты

SRB 14 - 8 BRA

(3:2, 5:2, 2:2, 4:2)

Referees: TAHARA Tadao (JPN)  
DESLIERES Marie-Claude (CAN)

FISU Delegate: FARID El Allam

SRB - Serbia (White)

Cap No.	Name	Estimated Time Played	Goals/Shots								AS	TF	ST	BL	SP	Personal Fouls						
			Total	%	A	C	X	5m	PS	CA						20C	20F	2EX	P	EX		
*1	ZIVOJINOVIC Stefan	18:58											1									
2	RASOVIC Strahinja	19:53	1/4	25.0%		1/1	0/1	0/2						1/1				2				
*3	POPOVIC Boris	15:40	1/1	100.0%			1/1					2	2									
*4	MARKOVIC Dusan	22:06	2/4	50.0%			2/2	0/2							1		1	2			1	
5	MILICIC Milos	13:24	2/3	66.7%	0/1		1/1	1/1														
*6	RACKOV Ivan	22:37	3/4	75.0%		1/2	2/2					1										
7	MILICEVIC Mihajlo	11:26	0/1	0.0%		0/1								1								
*8	DEDOVIC Nikola	19:09	1/6	16.7%	0/3	1/3						1									1	
9	ASANOVIC Mateja	15:41	0/2	0.0%	0/2							1		1								
*10	VAPENSKI Boris	20:38	0/4	0.0%	0/2			0/2				2	3	1							1	
11	STOJCIC Nenad	13:26	1/4	25.0%	0/1	0/2	1/1						3									
*12	VUKSANOVIC Srdan	18:00	3/4	75.0%	0/1	2/2	1/1					2	1	2							3/3	
13	DRAKSIMOVIC Marko	13:02																				
Totals			14/37	37.8%	0/10	5/11	8/9	1/7				8	11	8	3	4/4			1	4		
Cap No.	Goalkeepers	Save/Shots								Time Outs												
Total	%	A	C	X	5m	PS	CA	Total	Exclusions with Substitution	Exclusions w/Subst after 4 min.												
*1	ZIVOJINOVIC Stefan	2/7	28.6%			0/1	2/6															
13	DRAKSIMOVIC Marko	2/5	40.0%	1/1		1/2	0/1	0/1														
Totals		4/12	33.3%	1/1		1/3	2/7	0/1														

BRA - Brazil (Blue)

Cap No.	Name	Estimated Time Played	Goals/Shots								AS	TF	ST	BL	SP	Personal Fouls							
			Total	%	A	C	X	5m	PS	CA						20C	20F	2EX	P	EX			
*1	BEZERRA Thye	32:00									1												
*2	CRIVELLA Jonas	21:44	0/4	0.0%			0/4					2											
3	MIRANDA Henrique	13:33									1		1						3			S	
4	COUTINHO Gustavo	13:32	1/3	33.3%	0/1		1/1	0/1				3			0/1								
5	VIEIRA Emilio	12:54	1/1	100.0%			1/1					2	1					2	1			S	
6	PINTO JUNIOR Marcos	2:53																					
*7	BACHES DELGADO Adrian	27:03	2/5	40.0%	0/1			2/4				2			0/1			1					
8	CRUZ SOARES Anderson	5:08	0/1	0.0%			0/1																
*9	ROCHA Bernardo	20:59	1/1	100.0%				1/1				2	1	2				1					
*10	FRANCO Ruda	28:12	1/3	33.3%				1/3				2		1				2					
*11	GUIMARAES Gustavo	25:50	1/1	100.0%								3			0/2			1					
*12	CORREA Danilo	20:12	1/2	50.0%		0/1	1/1					1	4	1				1					
13	BRAGA Lucas																						
Totals			8/21	38.1%	0/2	0/1	2/3	5/14	1/1			5	21	4	3	0/4			10	2			2
Cap No.	Goalkeepers	Save/Shots								Time Outs													
Total	%	A	C	X	5m	PS	CA	Total	Exclusions with Substitution	Exclusions w/Subst after 4 min.													
*1	BEZERRA Thye	12/26	46.2%	6/6	3/8	0/8	3/4																
13	BRAGA Lucas																						
Totals		12/26	46.2%	6/6	3/8	0/8	3/4																



Match 19

Results

Результаты

SRB 14 - 8 BRA

(3:2, 5:2, 2:2, 4:2)

Referees: TAHARA Tadao (JPN)

DESLIERES Marie-Claude (CAN)

FISU Delegate: FARID El Allam

Period	SRB - Serbia											BRA - Brazil															
	Possessions		EX	Goals (G) / Misses (M)								CT	Possessions		EX	Goals (G) / Misses (M)								CT			
	#	Time		G	M	G	M	G	M	G	M		G	M		G	M	G	M	G	M						
Quarter 1	11	3:54		2		1	4				2			11	4:06				1	1			1	3			
Quarter 2	11	4:00		3		2	3				1			9	4:00		1							1	2		
Quarter 3	13	3:22		0	1	1	1		1	1	1			12	4:38	1	0	1	1	1			1	1	1		
Quarter 4	13	3:53		3		1	8				1			10	4:07	1	1			1		2	1				
Total	48	15:09		8	1	5	16		1	1	5		2	42	16:51	2	2	1	1	3	1	3	4	6			

Match SRB - BRA													
Possessions		EX	2EX	Goals (G) / Misses (M)								CT	
#	Time			X	AA	FT	5mF	PS	G	M	G		M
90	32:00	2		10	2	6	19	1	4	5	11		2

LEGEND									
#	Number of possessions	%	Efficiency	*	Starting line-up	20C	20 seconds exclusion in the centre forward position		
20F	20 seconds exclusion in the field			2EX	Double Exclusion	5m	5 metre shot	5mF	5m shot in the field
A	Action shot	AA	All action shots (A, C and CA)			AS	Assists	C	Centre shot
CA	Counter Attack	CT	Corner Throws	BL	Blocked shots				
EX	Exclusion (S - with substitution, N - with substitution after 4 min.)					FT	Free throw	G	Goals
M	Misses	P	Penalty	PS	Penalty shot	SP	Sprint (Won/Sprints)	ST	Steals
TF	Turnover Fouls	TWPC	Technical Water Polo Committee			X	Extra player shot		





Match 21

Start List

Стартовый список

USA - BEL

Referees: MURRAY Martin (CAN)  
SZEKELY Balazs Jozsef (HUN)

Goal Judges: DMITRIEVA Anastasiia  
KASHTANOVA Natalya

Timekeepers: SAVCHENKO Nataliya  
MAZHIRINA Olga  
TKACHENKO Vasily

FISU Delegate: FARID El Allam

TO Judges: MORUSHENKO Maiia  
KOMAROVA Ekaterina

Secretaries: GALIMZYANOVA Olga  
HOHRYAKOVA Anna

USA - United States (White)

Cap No.	Name	Pos	L/R	Year of Birth	Tournament Statistics				
					FG	PG	Assists	Pers. Fouls	Min.
1	DANNER Garrett	GK		1994					96
2	REYNOLDS Lucas	FP		1991	2		1		53
3	ZWANEVELD Alec	FP		1994	3				43
4	REYNOLDS Paul	FP		1992	3	3	1	1	72
5	ROBERTS Ryder	FP		1994	2		1	2	39
6	PICKELL Paul	FP		1990				1	23
7	McCLINTICK Daniel	FP		1994	1		4		71
8	DABOUB Anthony	FP		1993			1	4	34
9	LENHART Daniel	FP		1992	1			3	47
10	RAMIREZ Chancellor	FP		1994				4	43
11	FAHLSING Christopher	FP		1992	1	1		2	47
12	WENDT Christopher (C)	FP		1991	2		4	4	67
13	FELLNER Patrick	FP		1995	3			1	37
Head Coach		WRIGHT Adam							
Official		BEAUBIEN JR. Layne							
Official		HARTSHORNE James							

USA Played	
BRA	8 - 8
MNE	9 - 8
SRB	5 - 9

BEL - Belgium (Blue)

Cap No.	Name	Pos	L/R	Year of Birth	Tournament Statistics				
					FG	PG	Assists	Pers. Fouls	Min.
1	van DOORN Jordan	GK	R	1990					61
2	HEIRMAN Greg	FP	R	1991			4	4	70
3	PUBLIE Sven	FP	L	1991	1			4	62
4	VERVOORT Kevin	FP	R	1991					33
5	COOLS Ruben	FP	R	1985	1		1	5	48
6	HERMAN Thomas	FP	R	1988	1			1	43
7	POELMANS Nick	FP	R	1988	4				80
8	de BACKER Nick	FP	R	1989				6	61
9	VERSCHUREN Gerry	FP	L	1993	1		1	4	75
10	MARENNE Arnaud	FP	R	1991				5	48
11	GOFFIN Nicolas	FP	R	1989	1			2	55
13	PARMENTIER Arthur	GK	R	1992					35
Head Coach		FULGEANU Nicolae							
Official		POLLAK Bernard							

BEL Played	
ITA	1 - 28
BRA	3 - 19
MNE	5 - 24

LEGEND									
(C)	Captain	CB	Centre Back	CF	Centre Forward	D	Driver	FG	Field Goals
GK	Goalkeeper	L	Left	L/R	Left Handedness	R	Right	Min.	Minutes Played
Pers.	Personal	PG	Penalty Goals	Pos	Playing position			TO	Time Out
TWPC	Technical Water Polo Committee								



Match 21

Results

Результаты

USA 19 - 2 BEL

(6:1, 5:0, 3:1, 5:0)

Referees: MURRAY Martin (CAN)  
SZEKELY Balazs Jozsef (HUN)

FISU Delegate: FARID El Allam

USA - United States (White)

Cap No.	Name	Estimated Time Played	Goals/Shots								AS	TF	ST	BL	SP	Personal Fouls					
			Total	%	A	C	X	5m	PS	CA						20C	20F	2EX	P	EX	
*1	DANNER Garrett	32:00										2	1								
2	REYNOLDS Lucas	12:55	5/5	100.0%		3/3	2/2					1									
*3	ZWANEVELD Alec	15:05	1/2	50.0%		1/1	0/1					2									
*4	REYNOLDS Paul	15:49	4/4	100.0%			3/3		1/1			3	1	2	1/1						
5	ROBERTS Ryder	12:53	2/2	100.0%	1/1		1/1					2				1/2	1				
6	PICKELL Paul	15:05	0/1	0.0%	0/1							1		2							
*7	McCLINTICK Daniel	16:55										2		1							
8	DABOUB Anthony	19:21	1/1	100.0%	1/1									1	1						
*9	LENHART Daniel	13:59	0/2	0.0%				0/2				1		2		0/1					
*10	RAMIREZ Chancellor	18:07	2/5	40.0%		0/1	1/2	1/2				1		1	1						
11	FAHLSING Christopher	17:33	0/2	0.0%	0/1			0/1						1							
*12	WENDT Christopher	18:53	2/5	40.0%	2/5								1	1	1				1		
13	FELLNER Patrick	15:25	2/2	100.0%	1/1						1/1	1							1		
Totals			19/31	61.3%	5/10	4/5	7/9	1/5	1/1	1/1		8	9	11	5	2/4	1	2			
Cap No.	Goalkeepers	Save/Shots								Time Outs		Exclusions with Substitution		Exclusions w/Subst after 4 min.							
		Total	%	A	C	X	5m	PS	CA												
*1	DANNER Garrett	9/11	81.8%	1/2	1/1		7/8														
Totals		9/11	81.8%	1/2	1/1		7/8														

BEL - Belgium (Blue)

Cap No.	Name	Estimated Time Played	Goals/Shots								AS	TF	ST	BL	SP	Personal Fouls					
			Total	%	A	C	X	5m	PS	CA						20C	20F	2EX	P	EX	
1	van DOORN Jorden	16:00																			
*2	HEIRMAN Greg	23:28	1/1	100.0%			1/1					2			2/4						
*3	PUBLIE Sven	21:59	0/4	0.0%		0/1	0/3					5									
4	VERVOORT Kevin	8:50																			
5	COOLS Ruben	25:04	0/4	0.0%	0/1		0/3					1					2				
6	HERMAN Thomas	16:10	0/1	0.0%			0/1					3					1				
*7	POELMANS Nick	21:17	0/3	0.0%	0/1		0/2					2	2						1		
*8	de BACKER Nick	17:22										1				2					
*9	VERSCHUREN Gerry	25:01	1/5	20.0%	1/2		0/3					2	1	1		1	2			S	
*10	MARENNE Arnaud	19:25	0/3	0.0%			0/2		0/1			1					1				
11	GOFFIN Nicolas	13:24	0/3	0.0%	0/1		0/2										2				
*13	PARMENTIER Arthur	16:00																			
Totals			2/24	8.3%	1/5	0/1	1/17		0/1			19	3	1	2/4	6	5		1	1	
Cap No.	Goalkeepers	Save/Shots								Time Outs		Exclusions with Substitution		Exclusions w/Subst after 4 min.							
		Total	%	A	C	X	5m	PS	CA												
1	van DOORN Jorden	3/11	27.3%	2/5	0/1	0/3	1/1	0/1													
*13	PARMENTIER Arthur	1/12	8.3%	0/2	1/4	0/4	0/1		0/1												
Totals		4/23	17.4%	2/7	1/5	0/7	1/2	0/1	0/1												



Match 21

Results

Результаты

USA 19 - 2 BEL

(6:1, 5:0, 3:1, 5:0)

Referees: MURRAY Martin (CAN)  
SZEKELY Balazs Jozsef (HUN)

FISU Delegate: FARID El Allam

Period	USA - United States											BEL - Belgium														
	Possessions		EX	Goals (G) / Misses (M)								CT	Possessions		EX	Goals (G) / Misses (M)								CT		
	#	Time		G	M	G	M	G	M	G	M		G	M		G	M	G	M	G	M					
Quarter 1	10	3:37		3		3							11	4:23				1	3		1		2			
Quarter 2	10	3:26		1	1	3	2				1		11	4:34				1		1		1		3		
Quarter 3	12	3:47		1	1	2	3					2		11	4:13				1	1	1		3			
Quarter 4	8	3:14		2		2	1				1	1	10	4:46	1				1				5		1	
Total	40	14:04		7	2	10	6				1	4	1	43	17:56	1			1	6	1	3	13			1

Match USA - BEL													
Possessions		EX	2EX	Goals (G) / Misses (M)								CT	
#	Time			X	AA	FT	5mF	PS	G	M	G		M
83	32:00	1		7	2	11	12	1	3	1	17	1	1

LEGEND									
#	Number of possessions	%	Efficiency	*	Starting line-up	20C	20 seconds exclusion in the centre forward position		
20F	20 seconds exclusion in the field			2EX	Double Exclusion	5m	5 metre shot	5mF	5m shot in the field
A	Action shot	AA	All action shots (A, C and CA)			AS	Assists	C	Centre shot
CA	Counter Attack	CT	Corner Throws	BL	Blocked shots			G	Goals
EX	Exclusion (S - with substitution, N - with substitution after 4 min.)	P	Penalty	PS	Penalty shot	FT	Free throw	ST	Steals
M	Misses					SP	Sprint (Won/Sprints)		
TF	Turnover Fouls	TWPC	Technical Water Polo Committee			X	Extra player shot		

Timing and Results provided by  TISSOT



Match 23

Start List

Стартовый список

Referees: CARNEY Andrew (AUS)  
VASENIN Eduard (RUS)

Goal Judges: SAVCHENKO Nataliya  
TKACHENKO Vasily

Timekeepers: KOMAROVA Ekaterina  
KASHTANOVA Natalya  
DREVAL Svetlana

FISU Delegate: FARID El Allam

TO Judges: GALIMZYANOVA Olga  
HOHRYAKOVA Anna

Secretaries: MORUSHENKO Maiia  
DMITRIEVA Anastasiia

MNE - Montenegro (White)

Cap No.	Name	Pos	L/R	Year of Birth	Tournament Statistics				
					FG	PG	Assists	Pers. Fouls	Min.
1	LAZOVIC Dejan	GK		1990					80
2	VICO Nemanja	FP		1994	4		1	1	35
3	MARKOVIC Nikola	FP		1992	4		4	3	60
4	GOPCEVIC Marko	FP		1990	2			3	71
5	KOVACEVIC Stefan	FP		1994	2		1	3	35
6	POPOVIC Miljan	FP		1992	2		2	5	69
7	POROBIC Igor	FP		1993	3		2		64
8	SARIC Jovan	FP		1991	6	1	1	1	63
9	LATINOVIC Radovan	FP		1991	2		2	4	56
10	MURISIC Nikola	FP		1992	9				43
11	IVANCEVIC Marko	FP		1989	1		1	2	25
12	VUKMIROVIC Marko	FP		1994	1		3	2	55
13	KRALJ Aleksandro	GK		1990					16
<b>Head Coach</b>		PEJAKOVIC Drago							
<b>Official</b>		LONCAREVIC Bruna							
<b>Official</b>		VUKSANOVIC Lazar							

MNE Played	
SRB	5 - 9
USA	8 - 9
BEL	24 - 5

ITA - Italy (Blue)

Cap No.	Name	Pos	L/R	Year of Birth	Tournament Statistics				
					FG	PG	Assists	Pers. Fouls	Min.
1	MUGELLI Luca	GK		1991			1		16
2	DAMONTE Luca	FP	L	1992	8		3	1	54
3	di SOMMA Alessandro	FP		1988	3		2	3	69
4	LUONGO Stefano (C)	FP		1990	6	5	3	1	78
5	LANZONI Giacomo	FP		1993	3		1		28
6	COPPOLI Francesco	FP		1989	4		1	7	59
7	STEARDO Davide	FP		1991	4			2	38
8	MARZIALI Luca	FP		1991	4		1	3	56
9	GITTO Matteo	FP		1991	1		3	4	66
10	MANDOLINI Jacopo	FP		1989	3			1	32
11	BINI Giacomo	FP	L	1990	4		3	6	58
12	di FULVIO Andrea	FP		1988	2				38
13	VASSALLO Gabriele	GK		1993					80
<b>Head Coach</b>		MIRARCHI Maurizio							
<b>Official</b>		GRASSI Giacomo							
<b>Official</b>		CASTELLI Arnaldo							

ITA Played	
BEL	28 - 1
SRB	8 - 7
BRA	11 - 10

LEGEND									
(C)	Captain	CB	Centre Back	CF	Centre Forward	D	Driver	FG	Field Goals
GK	Goalkeeper	L	Left	L/R	Handedness	Min.	Minutes Played		
Pers.	Personal	PG	Penalty Goals	Pos	Playing position	TO	Time Out		
TWPC	Technical Water Polo Committee								



Match 23

**Results**  
Результаты

**MNE 13 - 9 ITA**  
(2:2, 3:4, 5:1, 3:2)

Referees: CARNEY Andrew (AUS)  
VASENIN Eduard (RUS)

FISU Delegate: FARID El Allam

**MNE - Montenegro (White)**

Cap No.	Name	Estimated Time Played	Goals/Shots							AS	TF	ST	BL	SP	Personal Fouls							
			Total	%	A	C	X	5m	PS						CA	20C	20F	2EX	P	EX		
*1	LAZOVIC Dejan	32:00																				
2	VICO Nemanja	8:58									3											
*3	MARKOVIC Nikola	25:35	1/5	20.0%			0/2	1/3				1							1			
*4	GOPCEVIC Marko	21:58	1/2	50.0%	0/1					1/1			1	1	1/3							
5	KOVACEVIC Stefan	10:35	0/1	0.0%				0/1												2	1	
*6	POPOVIC Miljan	31:08	3/9	33.3%	1/4		1/2	0/2		1/1	2			1					1	1		
7	POROBIC Igor	15:47	0/1	0.0%				0/1				1								1		
*8	SARIC Jovan	23:34	2/4	50.0%	0/1		1/1	0/1		1/1										2		
*9	LATINOVIC Radovan	19:20	1/3	33.3%		0/1		0/1		1/1		1		2					1		1	
*10	MURISIC Nikola	11:00	3/4	75.0%	0/1	1/1	1/1	1/1				2	1									
11	IVANCEVIC Marko	12:03	1/1	100.0%			1/1					1								1		
12	VUKMIROVIC Marko	12:02	1/2	50.0%			1/1	0/1							0/1					2	1	
13	KRALJ Aleksandro																				S	
Totals			13/32	40.6%	1/7	1/2	5/8	2/11		4/4	2	8	3	4	1/4				11	2	2	2

Cap No.	Goalkeepers	Total	%	A	C	X	5m	PS	CA
*1	LAZOVIC Dejan	12/21	57.1%	2/2	2/4	3/6	5/8	0/1	
13	KRALJ Aleksandro								
Totals		12/21	57.1%	2/2	2/4	3/6	5/8	0/1	

Time Outs	2
Exclusions with Substitution	2
Exclusions w/Subst after 4 min.	0

**ITA - Italy (Blue)**

Cap No.	Name	Estimated Time Played	Goals/Shots							AS	TF	ST	BL	SP	Personal Fouls							
			Total	%	A	C	X	5m	PS						CA	20C	20F	2EX	P	EX		
1	MUGELLI Luca																					
2	DAMONTE Luca	24:14	0/2	0.0%	0/1			0/1			1	1								1		
*3	di SOMMA Alessandro	15:24	0/1	0.0%				0/1												1		
*4	LUONGO Stefano	21:35	1/6	16.7%	0/1		0/3		1/1	0/1		2		2	1/1					1		
5	LANZONI Giacomo	10:25	0/3	0.0%	0/1			0/1	0/1													
*6	COPPOLI Francesco	23:25	1/4	25.0%				1/4			1			1						1		
7	STEARDO Davide	9:13	1/2	50.0%	0/1		1/1															
*8	MARZIALI Luca	15:57	1/1	100.0%		1/1						4								2		
*9	GITTO Matteo	26:23	3/4	75.0%			1/1	2/3				1		1	1/1					2		
10	MANDOLINI Jacopo	16:06	1/5	20.0%	0/1	1/4						2								1		
*11	BINI Giacomo	16:17	1/2	50.0%			1/2					1								1		
12	di FULVIO Andrea	13:01												1/2						1		
*13	VASSALLO Gabriele	32:00										1										
Totals			9/30	30.0%	0/5	2/5	3/7	3/10	1/2	0/1	2	12	1	3	3/4				5	6		

Cap No.	Goalkeepers	Total	%	A	C	X	5m	PS	CA
1	MUGELLI Luca								
*13	VASSALLO Gabriele	9/22	40.9%	3/4	1/2	1/6	4/6	0/4	
Totals		9/22	40.9%	3/4	1/2	1/6	4/6	0/4	

Time Outs	2
Exclusions with Substitution	0
Exclusions w/Subst after 4 min.	0



Match 23

Results

Результаты

MNE 13 - 9 ITA

(2:2, 3:4, 5:1, 3:2)


Referees: CARNEY Andrew (AUS)  
VASENIN Eduard (RUS)

FISU Delegate: FARID El Allam

Period	MNE - Montenegro											ITA - Italy															
	Possessions		EX	Goals (G) / Misses (M)								CT	Possessions		EX	Goals (G) / Misses (M)								CT			
	#	Time		G	M	AA	FT	5mF	PS	#	Time		G	M		AA	FT	5mF	PS								
Quarter 1	12	4:21		1	1	1	1				5			11	3:39		0	1		3		1	2			1	
Quarter 2	9	3:14		1	1	2					2			12	4:46		2			1			1	4	1		2
Quarter 3	9	4:02	1	3		2	1				2			8	3:58		1	2		1		1					
Quarter 4	10	4:01	1	0	1	1	5	1		1				11	3:59		0	1	2	4				1			1
Total	40	15:38	2	5	3	6	7	1		1	9			42	16:22		3	4	2	9		2	3	5	1	1	3

Match MNE - ITA														
Possessions		EX	2EX	Goals (G) / Misses (M)								CT		
#	Time			X	AA	FT	5mF	PS	G	M				
82	32:00	2		8	7	8	16	1	2	4	14	1	1	3

LEGEND									
#	Number of possessions	%	Efficiency	*	Starting line-up	20C	20 seconds exclusion in the centre forward position		
20F	20 seconds exclusion in the field			2EX	Double Exclusion	5m	5 metre shot	5mF	5m shot in the field
A	Action shot	AA	All action shots (A, C and CA)			AS	Assists	C	Centre shot
CA	Counter Attack	CT	Corner Throws	BL	Blocked shots				
EX	Exclusion (S - with substitution, N - with substitution after 4 min.)					FT	Free throw	G	Goals
M	Misses	P	Penalty	PS	Penalty shot	SP	Sprint (Won/Sprints)	ST	Steals
TF	Turnover Fouls	TWPC	Technical Water Polo Committee			X	Extra player shot		

Timing and Results provided by  TISSOT



Match 25

### Start List

Стартовый список

**REVISED**  
11 JUL 12:02

Referees: DESLIERES Marie-Claude (CAN)  
TAHARA Tadao (JPN)

Goal Judges: DMITRIEVA Anastasiia  
KASHTANOVA Natalya

Timekeepers: SAVCHENKO Nataliya  
MAZHIRINA Olga  
SHAYDAKOV Andrey

FISU Delegate: VASILEIOU Nikolaos

TO Judges: MORUSHENKO Maiia  
KOMAROVA Ekaterina

Secretaries: GALIMZYANOVA Olga  
HOHRYAKOVA Anna

#### SRB - Serbia (White)

Cap No.	Name	Pos	L/R	Year of Birth	Tournament Statistics				
					FG	PG	Assists	Pers. Fouls	Min.
1	ZIVOJINOVIC Stefan	GK		1989			2		115
2	RASOVIC Strahinja	FP		1992	6	2	3	2	87
3	POPOVIC Boris	FP		1990	2			3	65
4	MARKOVIC Dusan	FP		1990	6		1	6	77
5	MILICIC Milos	FP		1991	3		1		59
6	RACKOV Ivan	FP		1989	6		3	2	89
7	MILICEVIC Mihajlo	FP		1993				4	30
8	DEDOVIC Nikola	FP		1992	3			1	96
9	ASANOVIC Mateja	FP		1995			2		61
10	VAPENSKI Boris (C)	FP		1990	3		3	4	78
11	STOJCIC Nenad	FP		1993	1		1	2	45
12	VUKSANOVIC Srdan	FP		1992	6	1	2	2	81
13	DRAKSIMOVIC Marko	GK		1987					13
<b>Head Coach</b>		STEVANOVIC Uros							
<b>Official</b>		CIRIC Milos							
<b>Official</b>		VUKANOVIC Igor							

SRB Played	
MNE	9 - 5
ITA	7 - 8
USA	9 - 5
BRA	14 - 8

#### BEL - Belgium (Blue)


Cap No.	Name	Pos	L/R	Year of Birth	Tournament Statistics				
					FG	PG	Assists	Pers. Fouls	Min.
1	van DOORN Jordan	GK	R	1990					77
2	HEIRMAN Greg	FP	R	1991	1		4	4	94
3	PUBLIE Sven	FP	L	1991	1			4	84
4	VERVOORT Kevin	FP	R	1991					42
5	COOLS Ruben	FP	R	1985	1		1	7	73
6	HERMAN Thomas	FP	R	1988	1			2	59
7	POELMANS Nick	FP	R	1988	4			1	102
8	de BACKER Nick	FP	R	1989				8	78
9	VERSCHUREN Gerry	FP	L	1993	2		1	7	100
10	MARENNE Arnaud	FP	R	1991				6	67
11	GOFFIN Nicolas	FP	R	1989	1			4	69
13	PARMENTIER Arthur	GK	R	1992					51
<b>Head Coach</b>		FULGEANU Nicolae							
<b>Official</b>		POLLAK Bernard							

BEL Played	
ITA	1 - 28
BRA	3 - 19
MNE	5 - 24
USA	2 - 19

#### LEGEND

(C)	Captain	CB	Centre Back	CF	Centre Forward	D	Driver	FG	Field Goals
GK	Goalkeeper	L	Left	L/R	Handedness	Min.	Minutes Played	TO	Time Out
Pers.	Personal	PG	Penalty Goals	Pos	Playing position	R	Right		
TWPC	Technical Water Polo Committee								

Referee changed

Timing and Results provided by  TISSOT



Match 25

Results

Результаты

SRB 22 - 2 BEL

(6:0, 5:1, 4:1, 7:0)

Referees: DESLIERES Marie-Claude (CAN)  
TAHARA Tadao (JPN)

FISU Delegate: VASILEIOU Nikolaos

SRB - Serbia (White)

Cap No.	Name	Estimated Time Played	Goals/Shots							AS	TF	ST	BL	SP	Personal Fouls						
			Total	%	A	C	X	5m	PS						CA	20C	20F	2EX	P	EX	
1	ZIVOJINOVIC Stefan																				
2	RASOVIC Strahinja	18:13	0/2	0.0%	0/2						2		1								
*3	POPOVIC Boris	18:35	0/3	0.0%		0/1	0/1	0/1			1	2	1					1			
*4	MARKOVIC Dusan	16:35	2/3	66.7%				1/2	1/1		1	2									
5	MILICIC Milos	13:13																			
*6	RACKOV Ivan	19:42	6/8	75.0%	3/3	1/1	1/2				1			1				1			
7	MILICEVIC Mihajlo	15:25	2/2	100.0%	1/1			1/1				1									
*8	DEDOVIC Nikola	16:35	1/1	100.0%		1/1															
9	ASANOVIC Mateja	17:11	1/2	50.0%				0/1	1/1		3	2					0/1				
*10	VAPENSKI Boris	22:49	5/5	100.0%	2/2			1/1	1/1			1	1	1			1/1				
11	STOJCIC Nenad	15:37	2/4	50.0%		2/2	0/1	0/1													
*12	VUKSANOVIC Srdan	18:05	3/4	75.0%	1/1	1/1	0/1					1	4	1			1/2				
*13	DRAKSIMOVIC Marko	32:00	0/1	0.0%				0/1			1		1								
Totals			22/35	62.9%	7/9	5/6	2/7	4/8	1/1	3/4	9	9	8	3	2/4			2			
Cap No.	Goalkeepers	Save/Shots							Time Outs		Exclusions with Substitution		Exclusions w/Subst after 4 min.								
		Total	%	A	C	X	5m	PS	CA												
1	ZIVOJINOVIC Stefan																				
*13	DRAKSIMOVIC Marko	18/20	90.0%	3/3			15/17														
Totals		18/20	90.0%	3/3			15/17														

BEL - Belgium (Blue)

Cap No.	Name	Estimated Time Played	Goals/Shots							AS	TF	ST	BL	SP	Personal Fouls					
			Total	%	A	C	X	5m	PS						CA	20C	20F	2EX	P	EX
*1	van DOORN Jorden	16:00																		
*2	HEIRMAN Greg	21:58	0/3	0.0%			0/3				1			2/4						
*3	PUBLIE Sven	20:59	0/4	0.0%	0/1		0/3					1	2					2		
4	VERVOORT Kevin	9:31									1							1		
5	COOLS Ruben	24:56	0/7	0.0%			0/7				1							1	1	
6	HERMAN Thomas	13:34	0/2	0.0%			0/2											1		
*7	POELMANS Nick	25:24	0/6	0.0%	0/3	0/1	0/2					1								
*8	de BACKER Nick	17:40									1	2								
*9	VERSCHUREN Gerry	29:49	2/10	20.0%	0/2		2/8					1						2		
*10	MARENNE Arnaud	10:03																1		
11	GOFFIN Nicolas	18:06	0/2	0.0%	0/1		0/1					1						1		
13	PARMENTIER Arthur	16:00																		
Totals			2/34	5.9%	0/7	0/1	2/26				2	16	2	2/4				8	1	1
Cap No.	Goalkeepers	Save/Shots							Time Outs		Exclusions with Substitution		Exclusions w/Subst after 4 min.							
		Total	%	A	C	X	5m	PS	CA											
*1	van DOORN Jorden	2/13	15.4%	1/6	0/2	1/3			0/2											
13	PARMENTIER Arthur	3/14	21.4%	0/2	1/4	1/1	0/4	0/1	1/2											
Totals		5/27	18.5%	1/8	1/6	2/4	0/4	0/1	1/4											





Match 25

Results

Результаты

SRB 22 - 2 BEL

(6:0, 5:1, 4:1, 7:0)


Referees: DESLIERES Marie-Claude (CAN)  
TAHARA Tadao (JPN)

FISU Delegate: VASILEIOU Nikolaos

Period	SRB - Serbia											BEL - Belgium															
	Possessions		EX	Goals (G) / Misses (M)								CT	Possessions		EX	Goals (G) / Misses (M)								CT			
				X	AA	FT	5mF	PS	G	M	G					M	G	M	G	M	G	M					
#	Time	G	M	G	M	G	M	G	M	G	M	#	Time	G	M	G	M	G	M	G	M						
Quarter 1	11	2:42			1	1	5	1					1	13	5:18					1			8			2	
Quarter 2	10	2:40			1	1	4					2		14	5:20					2		1	1	4		3	
Quarter 3	10	3:16			0	1	2	2	1			1	1		11	4:44				2			1	4		1	
Quarter 4	13	2:30			0	2	4	1	1			2	1		12	5:30				3		2		5			
Total	44	11:08			2	5	15	4	2			2	4	1	2	50	20:52					8		3	2	21	6

Match SRB - BEL													
Possessions		EX	2EX	Goals (G) / Misses (M)								CT	
				X	AA	FT	5mF	PS	G	M	G		M
#	Time			G	M	G	M	G	M	G	M	G	M
94	32:00			2	5	15	12	2	3	4	25	1	8

LEGEND													
#	Number of possessions	%	Efficiency	*	Starting line-up	20C	20 seconds exclusion in the centre forward position						
20F	20 seconds exclusion in the field			2EX	Double Exclusion	5m	5 metre shot	5mF	5m shot in the field				
A	Action shot	AA	All action shots (A, C and CA)			AS	Assists	C	Centre shot				
CA	Counter Attack	CT	Corner Throws	BL	Blocked shots								
EX	Exclusion (S - with substitution, N - with substitution after 4 min.)					FT	Free throw	G	Goals				
M	Misses	P	Penalty	PS	Penalty shot	SP	Sprint (Won/Sprints)	ST	Steals				
TF	Turnover Fouls	TWPC	Technical Water Polo Committee			X	Extra player shot						

Timing and Results provided by  TISSOT



Match 26

Start List

Стартовый список

BRA - MNE

Referees: MEBUKE Vakhtang (GEO)  
SZEKELY Balazs Jozsef (HUN)

Goal Judges: DMITRIEVA Anastasiia  
KASHTANOVA Natalya

Timekeepers: SAVCHENKO Nataliya  
MAZHIRINA Olga  
SHAYDAKOV Andrey

FISU Delegate: CLEMENCON Jean-Paul

TO Judges: MORUSHENKO Maiia  
KOMAROVA Ekaterina

Secretaries: GALIMZYANOVA Olga  
HOHRYAKOVA Anna

BRA - Brazil (White)

Cap No.	Name	Pos	L/R	Year of Birth	Tournament Statistics				
					FG	PG	Assists	Pers. Fouls	Min.
1	BEZERRA Thye	GK		1987			1	1	120
2	CRIVELLA Jonas	FP		1988	6		4	4	82
3	MIRANDA Henrique	FP		1986	2		2	7	67
4	COUTINHO Gustavo	FP		1991	4		3	5	56
5	VIEIRA Emilio (C)	FP		1987	2		1	5	62
6	PINTO JUNIOR Marcos	FP		1993				2	23
7	BACHES DELGADO Adrian	FP		1990	10	1	3	2	113
8	CRUZ SOARES Anderson	FP		1991	2		1	1	45
9	ROCHA Bernardo	FP		1989	3			6	65
10	FRANCO Ruda	FP		1986	4		5	5	94
11	GUIMARAES Gustavo	FP		1994	6	2	1	4	90
12	CORREA Daniilo	FP		1988	3		1	1	72
13	BRAGA Lucas	GK		1992					8
Head Coach		BLAZEVIC Mirko (SRB)							

BRA Played	
USA	8 - 8
BEL	19 - 3
ITA	10 - 11
SRB	8 - 14

MNE - Montenegro (Blue)

Cap No.	Name	Pos	L/R	Year of Birth	Tournament Statistics				
					FG	PG	Assists	Pers. Fouls	Min.
1	LAZOVIC Dejan	GK		1990					112
2	VICO Nemanja	FP		1994	4		1	1	44
3	MARKOVIC Nikola	FP		1992	5		4	4	86
4	GOPCEVIC Marko	FP		1990	3			3	93
5	KOVACEVIC Stefan	FP		1994	2		1	6	46
6	POPOVIC Miljan	FP		1992	5		4	7	100
7	POROBIC Igor	FP		1993	3		2	1	80
8	SARIC Jovan	FP		1991	8	1	1	3	86
9	LATINOVIC Radovan	FP		1991	3		2	6	75
10	MURISIC Nikola	FP		1992	12				54
11	IVANCEVIC Marko	FP		1989	2		1	3	37
12	VUKMIROVIC Marko	FP		1994	2		3	5	67
13	KRALJ Aleksandro	GK		1990					16
Head Coach		PEJAKOVIC Drago							
Official		LONCAREVIC Bruna							
Official		VUKSANOVIC Lazar							

MNE Played	
SRB	5 - 9
USA	8 - 9
BEL	24 - 5
ITA	13 - 9

LEGEND									
(C)	Captain	CB	Centre Back	CF	Centre Forward	D	Driver	FG	Field Goals
GK	Goalkeeper	L/R	Handedness	Min.	Minutes Played	TO	Time Out		
Pers.	Personal	PG	Penalty Goals	Pos	Playing position				
TWPC	Technical Water Polo Committee								



Match 26

Results  
Результаты

BRA 7 - 6 MNE  
(2:2, 3:2, 1:2, 1:0)

Referees: MEBUKE Vakhtang (GEO)  
SZEKELY Balazs Jozsef (HUN)

FISU Delegate: CLEMENCON Jean-Paul

BRA - Brazil (White)

Cap No.	Name	Estimated Time Played	Goals/Shots								AS	TF	ST	BL	SP	Personal Fouls														
			Total	%	A	C	X	5m	PS	CA						20C	20F	2EX	P	EX										
*1	BEZERRA Thye	32:00											1																	
2	CRIVELLA Jonas	22:33	0/3	0.0%	0/2		0/1					4				0/1														
*3	MIRANDA Henrique	18:29										1	1																	
4	COUTINHO Gustavo	17:03	1/1	100.0%			1/1							2																
5	VIEIRA Emilio	17:13	0/3	0.0%			0/2			0/1			2	2										1						
6	PINTO JUNIOR Marcos	1:49																												
*7	BACHES DELGADO Adrian	29:19	4/5	80.0%			3/3		1/2				2	1																
8	CRUZ SOARES Anderson	5:38	1/1	100.0%			1/1																							
*9	ROCHA Bernardo	15:03																												
*10	FRANCO Ruda	21:36	0/3	0.0%					0/3			1	2	2												1				
*11	GUIMARAES Gustavo	29:25	1/2	50.0%					1/2			1	3	2	1	1/3														
*12	CORREA Danilo	13:52											3	1																
13	BRAGA Lucas																													
Totals			7/18	38.9%	0/2	1/3	4/5	2/8				3	19	9	3	1/4								5	2					

Cap No.	Goalkeepers	Total	%	A	C	X	5m	PS	CA
*1	BEZERRA Thye	14/20	70.0%	3/4	1/1	2/3	8/12		
13	BRAGA Lucas								
Totals		14/20	70.0%	3/4	1/1	2/3	8/12		

Time Outs	2
Exclusions with Substitution	0
Exclusions w/Subst after 4 min.	0

MNE - Montenegro (Blue)

Cap No.	Name	Estimated Time Played	Goals/Shots								AS	TF	ST	BL	SP	Personal Fouls															
			Total	%	A	C	X	5m	PS	CA						20C	20F	2EX	P	EX											
*1	LAZOVIC Dejan	13:55											1																		
2	VICO Nemanja	5:38										2																			
*3	MARKOVIC Nikola	21:46	1/5	20.0%	0/1			1/4				1	1	2																	
*4	GOPCEVIC Marko	21:42	1/3	33.3%				1/3				1	1			2/3															
5	KOVACEVIC Stefan	16:46	0/1	0.0%				0/1																							
*6	POPOVIC Miljan	32:00	0/5	0.0%	0/1		0/1	0/3					2	3																	
7	POROBIC Igor	13:53	1/3	33.3%	0/1		0/1	1/1					1																		
*8	SARIC Jovan	24:16	3/7	42.9%	1/2		1/1	1/4					1																		
*9	LATINOVIC Radovan	15:14	0/3	0.0%				0/3					1	1																	
*10	MURISIC Nikola	14:17	0/3	0.0%	0/1	0/2								2																	
11	IVANCEVIC Marko	12:05	0/1	0.0%			0/1						2																		
12	VUKMIROVIC Marko	14:23																													
13	KRALJ Aleksandro	18:05										1		1		1/1															
Totals			6/31	19.4%	1/6	0/2	1/4	4/19				3	12	10		3/4								2	4						

Cap No.	Goalkeepers	Total	%	A	C	X	5m	PS	CA
*1	LAZOVIC Dejan	2/6	33.3%		2/3	0/2	0/1		
13	KRALJ Aleksandro	4/7	57.1%	1/1		1/3	2/3		
Totals		6/13	46.2%	1/1	2/3	1/5	2/4		

Time Outs	1
Exclusions with Substitution	1
Exclusions w/Subst after 4 min.	0



Match 26

Results

Результаты

**BRA 7 - 6 MNE**

(2:2, 3:2, 1:2, 1:0)


Referees: MEBUKE Vakhtang (GEO)  
SZEKELY Balazs Jozsef (HUN)

FISU Delegate: CLEMENCON Jean-Paul

Period	BRA - Brazil											MNE - Montenegro														
	Possessions		EX	Goals (G) / Misses (M)								CT	Possessions		EX	Goals (G) / Misses (M)								CT		
	#	Time		G	M	AA	FT	5mF	PS	#	Time		G	M		AA	FT	5mF	PS							
Quarter 1	10	3:53		1			2			1	1			13	4:07						2	7			1	
Quarter 2	9	4:05		2		1	1							10	3:55		1			2			1	4		1
Quarter 3	9	3:28		1	1		1					1		11	4:32		0	2	1	1			1	2		2
Quarter 4	9	4:24							1	1	3			9	3:36	1	0	1		4			2			1
<b>Total</b>	<b>37</b>	<b>15:50</b>		<b>4</b>	<b>1</b>	<b>1</b>	<b>4</b>		<b>1</b>	<b>2</b>	<b>5</b>			<b>43</b>	<b>16:10</b>	<b>1</b>	<b>1</b>	<b>3</b>	<b>1</b>	<b>7</b>			<b>4</b>	<b>15</b>		<b>5</b>

Match BRA - MNE														
Possessions		EX	2EX	Goals (G) / Misses (M)								CT		
#	Time			X	AA	FT	5mF	PS	G	M	G		M	
80	32:00	1		5	4	2	11		1	6	20			5

LEGEND									
#	Number of possessions	%	Efficiency	*	Starting line-up	20C	20 seconds exclusion in the centre forward position		
20F	20 seconds exclusion in the field			2EX	Double Exclusion	5m	5 metre shot	5mF	5m shot in the field
A	Action shot	AA	All action shots (A, C and CA)			AS	Assists	C	Centre shot
CA	Counter Attack	CT	Corner Throws	BL	Blocked shots			G	Goals
EX	Exclusion (S - with substitution, N - with substitution after 4 min.)	P	Penalty	PS	Penalty shot	FT	Free throw	ST	Steals
M	Misses					SP	Sprint (Won/Sprints)		
TF	Turnover Fouls	TWPC	Technical Water Polo Committee			X	Extra player shot		

Timing and Results provided by  TISSOT



Match 27

Start List

Стартовый список

Referees: BOROS DJEVI Gabor (AUS)  
GERZANICH Vladimir (RUS)

Goal Judges: DMITRIEVA Anastasiia  
KASHTANOVA Natalya

Timekeepers: SAVCHENKO Nataliya  
MAZHIRINA Olga  
SHAYDAKOV Andrey  
Secretaries: GALIMZYANOVA Olga  
HOHRYAKOVA Anna

FISU Delegate: FARID El Allam

TO Judges: MORUSHENKO Maiia  
KOMAROVA Ekaterina

USA - United States (White)

Cap No.	Name	Pos	L/R	Year of Birth	Tournament Statistics				
					FG	PG	Assists	Pers. Fouls	Min.
1	DANNER Garrett	GK		1994					128
2	REYNOLDS Lucas	FP		1991	7		1		66
3	ZWANEVELD Alec	FP		1994	4				58
4	REYNOLDS Paul	FP		1992	6	4	1	1	88
5	ROBERTS Ryder	FP		1994	4		3	3	51
6	PICKELL Paul	FP		1990			1	1	38
7	McCLINTICK Daniel	FP		1994	1		6		88
8	DABOUB Anthony	FP		1993	1		1	4	54
9	LENHART Daniel	FP		1992	1		1	3	61
10	RAMIREZ Chancellor	FP		1994	2		1	4	61
11	FAHLSING Christopher	FP		1992	1	1		2	65
12	WENDT Christopher (C)	FP		1991	4		4	5	86
13	FELLNER Patrick	FP		1995	5		1	2	53
Head Coach		WRIGHT Adam							
Official		BEAUBIEN JR. Layne							
Official		HARTSHORNE James							

USA Played	
BRA	8 - 8
MNE	9 - 8
SRB	5 - 9
BEL	19 - 2

ITA - Italy (Blue)

Cap No.	Name	Pos	L/R	Year of Birth	Tournament Statistics				
					FG	PG	Assists	Pers. Fouls	Min.
1	MUGELLI Luca	GK		1991			1		16
2	DAMONTE Luca	FP	L	1992	8		4	2	78
3	di SOMMA Alessandro	FP		1988	3		2	4	84
4	LUONGO Stefano (C)	FP		1990	6	6	3	2	100
5	LANZONI Giacomo	FP		1993	3		1		39
6	COPPOLI Francesco	FP		1989	5		2	8	83
7	STEARDO Davide	FP		1991	5			2	48
8	MARZIALI Luca	FP		1991	5		1	5	72
9	GITTO Matteo	FP		1991	4		3	6	92
10	MANDOLINI Jacopo	FP		1989	4			2	48
11	BINI Giacomo	FP	L	1990	5		3	7	74
12	di FULVIO Andrea	FP		1988	2			1	51
13	VASSALLO Gabriele	GK		1993					112
Head Coach		MIRARCHI Maurizio							
Official		GRASSI Giacomo							
Official		CASTELLI Arnaldo							

ITA Played	
BEL	28 - 1
SRB	8 - 7
BRA	11 - 10
MNE	9 - 13

LEGEND									
(C)	Captain	CB	Centre Back	CF	Centre Forward	D	Driver	FG	Field Goals
GK	Goalkeeper	L	Left	L/R	Handedness	Min.	Minutes Played		
Pers.	Personal	PG	Penalty Goals	Pos	Playing position	TO	Time Out		
TWPC	Technical Water Polo Committee								



Match 27

Results

Результаты

USA 6 - 7 ITA

(1:2, 1:3, 2:2, 2:0)

Referees: BOROS DJEVI Gabor (AUS)  
GERZANICH Vladimir (RUS)

FISU Delegate: FARID El Allam

USA - United States (White)

Cap No.	Name	Estimated Time Played	Goals/Shots							AS	TF	ST	BL	SP	Personal Fouls					
			Total	%	A	C	X	5m	PS						CA	20C	20F	2EX	P	EX
*1	DANNER Garrett	32:00										3			1					
2	REYNOLDS Lucas	17:36									5	1								
*3	ZWANEVELD Alec	14:24	0/2	0.0%			0/2					2								
4	REYNOLDS Paul	21:52	0/1	0.0%			0/1				1		1	0/3		1				
*5	ROBERTS Ryder	11:46	1/2	50.0%	1/2						1	2		0/1		2				
6	PICKELL Paul	1:13																		
*7	McCLINTICK Daniel	18:15	0/2	0.0%			0/1	0/1					1						1	
8	DABOUB Anthony	13:40														1				
9	LENHART Daniel	15:43	2/3	66.7%			1/1	1/2											1	
*10	RAMIREZ Chancellor	15:02	0/1	0.0%			0/1					3				1		1	1	
11	FAHLSING Christopher	11:32	1/1	100.0%						1/1		1	1			1				
*12	WENDT Christopher	30:21	1/4	25.0%				1/4				1	1	3		1				
*13	FELLNER Patrick	20:36	1/4	25.0%			1/2	0/2												
Totals			6/20	30.0%	1/2		2/6	2/11	1/1			3	16	6	4	0/4	7	1	1	3
Cap No.	Goalkeepers	Save/Shots							Time Outs											
		Total	%	A	C	X	5m	PS	CA											
*1	DANNER Garrett	10/17	58.8%	1/2	3/6	1/1	5/5	0/2	0/1			2								
Totals		10/17	58.8%	1/2	3/6	1/1	5/5	0/2	0/1			0								
									Exclusions with Substitution		0									
									Exclusions w/Subst after 4 min.		0									

ITA - Italy (Blue)

Cap No.	Name	Estimated Time Played	Goals/Shots							AS	TF	ST	BL	SP	Personal Fouls						
			Total	%	A	C	X	5m	PS						CA	20C	20F	2EX	P	EX	
1	MUGELLI Luca																				
2	DAMONTE Luca	9:44	0/2	0.0%			0/2				1		1			2					
*3	di SOMMA Alessandro	28:00	0/2	0.0%		0/1	0/1				2	3	1			1					
*4	LUONGO Stefano	20:50	3/7	42.9%	0/1	1/1	0/1	0/1	2/3		1		2	1/1						S	
5	LANZONI Giacomo																				
*6	COPPOLI Francesco	17:47	1/1	100.0%	1/1								2	1		1			1		
7	STEARDO Davide	11:42	0/2	0.0%			0/1	0/1								1					
*8	MARZIALI Luca	20:52	2/5	40.0%		2/3	0/1	0/1				2	1			1	2	1		S	
*9	GITTO Matteo	30:11	1/5	20.0%	0/1			0/3		1/1			3								
10	MANDOLINI Jacopo	8:45										3				1	1				
*11	BINI Giacomo	22:59	0/5	0.0%	0/1	0/1	0/1	0/2				2		1							
12	di FULVIO Andrea	21:10												3/3		2					
*13	VASSALLO Gabriele	32:00	0/1	0.0%				0/1								1					
Totals			7/30	23.3%	1/4	3/6	0/4	0/12	2/3	1/1		4	10	10	2	4/4	9	4	1	1	2
Cap No.	Goalkeepers	Save/Shots							Time Outs												
		Total	%	A	C	X	5m	PS	CA												
1	MUGELLI Luca											2									
*13	VASSALLO Gabriele	4/10	40.0%	0/1		1/3	3/5	0/1				2									
Totals		4/10	40.0%	0/1		1/3	3/5	0/1				0									
									Exclusions with Substitution		2										
									Exclusions w/Subst after 4 min.		0										



Match 27

Results

Результаты

USA 6 - 7 ITA

(1:2, 1:3, 2:2, 2:0)


Referees: BOROS DJEVI Gabor (AUS)  
GERZANICH Vladimir (RUS)

FISU Delegate: FARID El Allam

Period	USA - United States											ITA - Italy																
	Possessions		EX	Goals (G) / Misses (M)								CT	Possessions		EX	Goals (G) / Misses (M)								CT				
	#	Time		G	M	G	M	G	M	G	M		G	M		G	M	G	M	G	M							
Quarter 1	8	3:54		0	2					1	2			11	4:06		0	1	1	1		1		3	1		1	
Quarter 2	8	4:04		1			1				2			9	3:56		0	2	2	1				1	1			
Quarter 3	13	4:04		0	2	1					4	1		3	12	3:56	1			2	2		1		4		1	1
Quarter 4	7	4:02		1						1	1			8	3:58	1	0	1		2				2				
Total	36	16:04		2	4	1	1			2	9	1		3	40	15:56	2	0	4	5	6		2		10	2	1	2

Match USA - ITA														
Possessions		EX	2EX	Goals (G) / Misses (M)										CT
#	Time			X	AA	FT	5mF	PS	G	M	G	M	G	
76	32:00	2	2	2	8	6	7		2	2	19	3	1	5

LEGEND									
#	Number of possessions	%	Efficiency	*	Starting line-up	20C	20 seconds exclusion in the centre forward position		
20F	20 seconds exclusion in the field			2EX	Double Exclusion	5m	5 metre shot	5mF	5m shot in the field
A	Action shot	AA	All action shots (A, C and CA)			AS	Assists	C	Centre shot
CA	Counter Attack	CT	Corner Throws	BL	Blocked shots			G	Goals
EX	Exclusion (S - with substitution, N - with substitution after 4 min.)	P	Penalty	PS	Penalty shot	FT	Free throw	ST	Steals
M	Misses					SP	Sprint (Won/Sprints)		
TF	Turnover Fouls	TWPC	Technical Water Polo Committee			X	Extra player shot		

Timing and Results provided by  TISSOT



# Result Book

27th Summer Universiade in Kazan 2013



## Water Polo

Men's Consolation Round







Match 31

Start List

Стартовый список

GEO - BEL

Referees: BIRRI Gabriella Erzsebet (HUN)  
SHIMIZU Keisuke (JPN)

Goal Judges: DMITRIEVA Anastasiia  
KHABIBULLIN Artur

Timekeepers: SHEPELEV Nikolay  
YAKIMOV Vladimir  
SHAYDAKOV Andrey

FISU Delegate: VASILEIOU Nikolaos

TO Judges: DENISOV Dmitry  
DENISOVA Tatiana

Secretaries: MAVRINA Tamara  
KOVYAZIN Rais

GEO - Georgia (White)

Cap No.	Name	Pos	L/R	Year of Birth	Tournament Statistics				
					FG	PG	Assists	Pers. Fouls	Min.
1	PAVLENISHVILI Irakli	GK	R	1993					72
2	CHIKVINIDZE Levan	FP	R	1993	2		1		104
3	KARCHILADZE Giorgi	FP	R	1993	1			2	87
4	TUKVADZE Luka	FP	L	1990	2		1		96
5	BAKRADZE Davit	FP	R	1989	1			3	51
6	KAVLASHVILI Levan	FP	R	1992	4	2	2	5	114
7	KARTVELISHVILI Giorgi	FP	R	1993	4		3	8	128
8	GELASHVILI Merab	FP	R	1994				1	56
9	URUSHADZE Alexander (C)	FP	R	1993	1		1	8	125
10	SULADZE Givi	FP	R	1993	1			2	63
11	GIORGADZE Kukuri	FP	R	1990	5	1	2	6	105
12	BUGADZE Luka	FP	R	1992				3	31
13	SHUBLADZE Nikoloz	GK	R	1993					88
Head Coach		KALANDADZE Levan							

GEO Played	
HUN	3 - 20
AUS	3 - 15
CAN	9 - 10
JPN	6 - 35
RUS	3 - 21

BEL - Belgium (Blue)

Cap No.	Name	Pos	L/R	Year of Birth	Tournament Statistics				
					FG	PG	Assists	Pers. Fouls	Min.
1	van DOORN Jordan	GK	R	1990					93
2	HEIRMAN Greg	FP	R	1991	1		4	4	116
3	PUBLIE Sven	FP	L	1991	1			6	105
4	VERVOORT Kevin	FP	R	1991				1	52
5	COOLS Ruben	FP	R	1985	1		2	9	98
6	HERMAN Thomas	FP	R	1988	1			3	73
7	POELMANS Nick	FP	R	1988	4			1	127
8	de BACKER Nick	FP	R	1989			1	8	96
9	VERSCHUREN Gerry	FP	L	1993	4		1	9	130
10	MARENNE Arnaud	FP	R	1991				7	77
11	GOFFIN Nicolas	FP	R	1989	1			5	87
13	PARMENTIER Arthur	GK	R	1992					67
Head Coach		FULGEANU Nicolae							
Official		POLLAK Bernard							

BEL Played	
ITA	1 - 28
BRA	3 - 19
MNE	5 - 24
USA	2 - 19
SRB	2 - 22

LEGEND									
(C)	Captain	CB	Centre Back	CF	Centre Forward	D	Driver	FG	Field Goals
GK	Goalkeeper	L	Left	L/R	Left Handedness	R	Right	Min.	Minutes Played
Pers.	Personal	PG	Penalty Goals	Pos	Playing position	TO	Time Out		
TWPC	Technical Water Polo Committee								



Match 31

Results

Результаты

GEO 7 - 5 BEL

(2:0, 3:2, 2:3, 0:0)

Referees: BIRRI Gabriella Erzsebet (HUN)  
SHIMIZU Keisuke (JPN)

FISU Delegate: VASILEIOU Nikolaos

GEO - Georgia (White)

Cap No.	Name	Estimated Time Played	Goals/Shots							AS	TF	ST	BL	SP	Personal Fouls						
			Total	%	A	C	X	5m	PS						CA	20C	20F	2EX	P	EX	
1	PAVLENISHVILI Irakli																				
*2	CHIKVINIDZE Levan	25:22	4/4	100.0%		3/3	1/1				3										
3	KARCHILADZE Giorgi	17:24	1/4	25.0%	1/2		0/1	0/1		1			1								
*4	TUKVADZE Luka	19:27	0/3	0.0%	0/1		0/2			1	1	1	2								
5	BAKRADZE Davit	0:59																			
*6	KAVLASHVILI Levan	24:31	0/3	0.0%			0/1	0/1	0/1				1	1							
*7	KARTVELISHVILI Giorgi	28:25	2/10	20.0%	2/3		0/1	0/6		1	3						1	1			
8	GELASHVILI Merab	6:34								1									1		
*9	URUSHADZE Alexander	32:00	0/2	0.0%				0/2		1	1		3	2/3			1				
10	SULADZE Givi	9:21								1									1		
*11	GIORGADZE Kukuri	25:17	0/2	0.0%	0/1			0/1			1	1	1	1/1			1				
12	BUGADZE Luka	2:40																			
*13	SHUBLADZE Nikoloz	32:00																			
Totals			7/28	25.0%	3/7	3/3	1/6	0/11	0/1	4	11	3	8	3/4			3	3			
Cap No.	Goalkeepers	Save/Shots							Time Outs		Exclusions with Substitution		Exclusions w/Subst after 4 min.								
Total	%	A	C	X	5m	PS	CA														
1	PAVLENISHVILI Irakli													2							
*13	SHUBLADZE Nikoloz	11/16	68.8%	1/1	1/4	2/2	7/8	0/1						0							
Totals		11/16	68.8%	1/1	1/4	2/2	7/8	0/1						0							

BEL - Belgium (Blue)

Cap No.	Name	Estimated Time Played	Goals/Shots							AS	TF	ST	BL	SP	Personal Fouls						
			Total	%	A	C	X	5m	PS						CA	20C	20F	2EX	P	EX	
1	van DOORN Jorden	8:00											1								
*2	HEIRMAN Greg	25:53	0/3	0.0%			0/3							1/3			1			1	
*3	PUBLIE Sven	19:52	0/5	0.0%	0/1		0/4			1	1						1	1			
4	VERVOORT Kevin	6:10	0/1	0.0%			0/1					1		0/1							
*5	COOLS Ruben	27:20	1/4	25.0%	0/1		1/3					1	1				2				
6	HERMAN Thomas	15:59	1/1	100.0%		1/1					3	2	1				3			S	
*7	POELMANS Nick	32:00	1/7	14.3%	0/3	1/2	0/1	0/1		1	1	1	1				1				
*8	de BACKER Nick	13:17	0/1	0.0%			0/1				1										
*9	VERSCHUREN Gerry	26:08	0/5	0.0%	0/1		0/1	0/3				1					2				
10	MARENNE Arnaud	14:43	1/1	100.0%													1				
11	GOFFIN Nicolas	10:38	1/4	25.0%		1/1	0/3			1	1										
*13	PARMENTIER Arthur	24:00																			
Totals			5/32	15.6%	0/6	3/4	0/2	1/19	1/1	3	7	7	3	1/4			6	6	1	1	
Cap No.	Goalkeepers	Save/Shots							Time Outs		Exclusions with Substitution		Exclusions w/Subst after 4 min.								
Total	%	A	C	X	5m	PS	CA														
1	van DOORN Jorden	4/4	100.0%	1/1		3/3								1							
*13	PARMENTIER Arthur	5/12	41.7%	1/4	0/3	1/2	3/3							1							
Totals		9/16	56.3%	2/5	0/3	1/2	6/6							0							



Match 31

Results

Результаты

GEO 7 - 5 BEL

(2:0, 3:2, 2:3, 0:0)

Referees: BIRRI Gabriella Erzsebet (HUN)  
SHIMIZU Keisuke (JPN)

FISU Delegate: VASILEIOU Nikolaos

Period	GEO - Georgia											BEL - Belgium																	
	Possessions		EX	Goals (G) / Misses (M)								CT	Possessions		EX	Goals (G) / Misses (M)								CT					
	#	Time		G	M	G	M	G	M	G	M		G	M		G	M	G	M	G	M								
Quarter 1	8	4:08		0	1	2					1		1		9	3:52		0	1		2		1		2				1
Quarter 2	9	3:52		1	1	2	1				2				12	4:08					2	2		2		2	5		1
Quarter 3	11	3:57		0	2	2	2				3				11	4:03					2	1	1			4		1	
Quarter 4	11	4:14		0	1		1				5			2	7	3:46	1	0	1		2		1		3			1	
Total	39	16:11		1	5	6	4				11		1	2	39	15:49	1	0	2	4	7	1	4		14			4	

Match GEO - BEL													
Possessions		EX	2EX	Goals (G) / Misses (M)								CT	
#	Time			X	AA	FT	5mF	PS	G	M	G		M
78	32:00	1		1	7	10	11	1	4	25	1	6	

LEGEND													
#	Number of possessions	%	Efficiency	*	Starting line-up	20C	20 seconds exclusion in the centre forward position						
20F	20 seconds exclusion in the field			2EX	Double Exclusion	5m	5 metre shot	5mF	5m shot in the field				
A	Action shot	AA	All action shots (A, C and CA)	AS	Assists	C	Centre shot						
CA	Counter Attack	CT	Corner Throws	BL	Blocked shots	FT	Free throw	G	Goals				
EX	Exclusion (S - with substitution, N - with substitution after 4 min.)	P	Penalty	PS	Penalty shot	SP	Sprint (Won/Sprints)	ST	Steals				
M	Misses	TF	Turnover Fouls	TWPC	Technical Water Polo Committee	X	Extra player shot						

Timing and Results provided by  TISSOT



Match 32

Start List

Стартовый список

CAN - MNE

Referees: TAHARA Tadao (JPN)  
VASENIN Eduard (RUS)

Goal Judges: DMITRIEVA Anastasiia  
KHABIBULLIN Artur

Timekeepers: SHEPELEV Nikolay  
YAKIMOV Vladimir  
SHAYDAKOV Andrey

FISU Delegate: FARID El Allam

TO Judges: DENISOV Dmitry  
DENISOVA Tatiana

Secretaries: MAVRINA Tamara  
KOVYAZIN Rais

CAN - Canada (White)

Cap No.	Name	Pos	L/R	Year of Birth	Tournament Statistics				
					FG	PG	Assists	Pers. Fouls	Min.
1	RADENOVIC Milan	GK	R	1993					148
2	BOSKOVIC Dusan	FP	R	1995	3			4	99
3	CURCIJA Nikola	FP	R	1995	3		1	4	89
4	PELLAND Martin	FP	R	1994	3		2	7	129
5	HENNING Oscar Wylie	FP	R	1995					19
6	DABIC Matija	FP	R	1995	2			4	116
7	BJELICA Marko	FP	L	1995					24
8	LAPINS David William	FP	R	1994	6		1	2	146
9	MITROVIC Nikola	FP	R	1993	4			11	95
10	PERRY Connor Tremain	FP	R	1994			2	3	88
11	THUMWOOD Devon Ross (C)	FP	R	1994	3	4	2	7	118
12	GRAHAM Eric Joseph Mayson	FP	R	1995			1	2	37
13	SULLIVAN Daniel Robert	GK	R	1995					12
Head Coach		ROY Michel							
Official		COUILLARD Robert							
Official		STEVENSON Kurt							

CAN Played	
RUS	4 - 23
JPN	8 - 25
GEO	10 - 9
HUN	3 - 14
AUS	3 - 20

MNE - Montenegro (Blue)

Cap No.	Name	Pos	L/R	Year of Birth	Tournament Statistics				
					FG	PG	Assists	Pers. Fouls	Min.
1	LAZOVIC Dejan	GK		1990					126
2	VICO Nemanja	FP		1994	4		1	1	50
3	MARKOVIC Nikola	FP		1992	6		5	7	108
4	GOPCEVIC Marko	FP		1990	4		1	4	115
5	KOVACEVIC Stefan	FP		1994	2		1	7	63
6	POPOVIC Miljan	FP		1992	5		4	7	132
7	POROBIC Igor	FP		1993	4		2	1	94
8	SARIC Jovan	FP		1991	11	1	1	4	111
9	LATINOVIC Radovan	FP		1991	3		2	6	90
10	MURISIC Nikola	FP		1992	12				68
11	IVANCEVIC Marko	FP		1989	2		1	3	50
12	VUKMIROVIC Marko	FP		1994	2		4	5	81
13	KRALJ Aleksandro	GK		1990					34
Head Coach		PEJAKOVIC Drago							
Official		LONCAREVIC Bruna							
Official		VUKSANOVIC Lazar							

MNE Played	
SRB	5 - 9
USA	8 - 9
BEL	24 - 5
ITA	13 - 9
BRA	6 - 7

LEGEND									
(C)	Captain	CB	Centre Back	CF	Centre Forward	D	Driver	FG	Field Goals
GK	Goalkeeper	L	Left	L/R	Handedness	Min.	Minutes Played	TO	Time Out
Pers.	Personal	PG	Penalty Goals	Pos	Playing position	R	Right		
TWPC	Technical Water Polo Committee								



Match 32

Results

Результаты

CAN 3 - 9 MNE

(2:3, 0:2, 0:2, 1:2)

Referees: TAHARA Tadao (JPN)  
VASENIN Eduard (RUS)

FISU Delegate: FARID El Allam

CAN - Canada (White)

Cap No.	Name	Estimated Time Played	Goals/Shots							AS	TF	ST	BL	SP	Personal Fouls						
			Total	%	A	C	X	5m	PS						CA	20C	20F	2EX	P	EX	
*1	RADENOVIC Milan	32:00																			
2	BOSKOVIC Dusan	12:12	0/2	0.0%				0/2													
3	CURCIJA Nikola	12:10	0/3	0.0%				0/3			2										
*4	PELLAND Martin	28:21	1/3	33.3%	0/1	0/1					3	1						2			
5	HENNING Oscar Wylie																				
*6	DABIC Matija	22:00	0/1	0.0%				0/1						0/1				1		1	
7	BJELICA Marko	4:29									1										
*8	LAPINS David William	27:26	1/4	25.0%		1/2	0/1	0/1			2	1						1			
*9	MITROVIC Nikola	29:48	1/5	20.0%			1/1	0/4			4	2									
*10	PERRY Connor Tremain	18:50	0/1	0.0%	0/1						1										
*11	THUMWOOD Devon Ross	30:31	0/4	0.0%	0/1				0/1		1							2/3			
12	GRAHAM Eric Joseph Mayson	6:13									2										
13	SULLIVAN Daniel Robert																				
Totals			3/23	13.0%	0/3	1/3	1/2	0/12		1/3	2	20	4		2/4			3	1		1
Cap No.	Goalkeepers	Save/Shots							Time Outs		Exclusions with Substitution		Exclusions w/Subst after 4 min.								
		Total	%	A	C	X	5m	PS	CA												
*1	RADENOVIC Milan	14/23	60.9%	2/3	3/5	2/4	7/9	0/1	0/1												
13	SULLIVAN Daniel Robert																				
Totals		14/23	60.9%	2/3	3/5	2/4	7/9	0/1	0/1												

MNE - Montenegro (Blue)

Cap No.	Name	Estimated Time Played	Goals/Shots							AS	TF	ST	BL	SP	Personal Fouls						
			Total	%	A	C	X	5m	PS						CA	20C	20F	2EX	P	EX	
*1	LAZOVIC Dejan	16:00										1									
2	VICO Nemanja	2:16									1										
*3	MARKOVIC Nikola	27:59	1/2	50.0%			1/1	0/1				2	2								
*4	GOPCEVIC Marko	22:44	1/3	33.3%				1/3			1			2/3				1			
5	KOVACEVIC Stefan	16:34	0/1	0.0%		0/1					1			0/1				2			
*6	POPOVIC Miljan	23:58	1/3	33.3%	0/1			1/2			1	2	1	2				1			
7	POROBIC Igor	18:41	1/3	33.3%	1/1		0/2				1										
*8	SARIC Jovan	20:41	3/6	50.0%	0/1		1/1	0/2	1/1	1/1		2									
*9	LATINOVIC Radovan	15:26	0/3	0.0%	0/1			0/2			1	1	1								
*10	MURISIC Nikola	15:55	2/6	33.3%		2/5	0/1				4										
11	IVANCEVIC Marko	10:47	0/2	0.0%		0/2					2										
12	VUKMIROVIC Marko	16:59	0/2	0.0%	0/1			0/1													
13	KRALJ Aleksandro	16:00									1	1									
Totals			9/31	29.0%	1/5	2/8	2/4	2/12	1/1	1/1	1	12	11	5	2/4			3	1		
Cap No.	Goalkeepers	Save/Shots							Time Outs		Exclusions with Substitution		Exclusions w/Subst after 4 min.								
		Total	%	A	C	X	5m	PS	CA												
*1	LAZOVIC Dejan	3/5	60.0%		0/1	0/1	2/2		1/1												
13	KRALJ Aleksandro	5/6	83.3%	1/1	1/1		2/2		1/2												
Totals		8/11	72.7%	1/1	1/2	0/1	4/4		2/3												



Match 32

Results

Результаты

CAN 3 - 9 MNE

(2:3, 0:2, 0:2, 1:2)


Referees: TAHARA Tadao (JPN)  
VASENIN Eduard (RUS)

FISU Delegate: FARID El Allam

Period	CAN - Canada											MNE - Montenegro															
	Possessions		EX	Goals (G) / Misses (M)								CT	Possessions		EX	Goals (G) / Misses (M)								CT			
	#	Time		G	M	AA	FT	5mF	PS	#	Time		G	M		AA	FT	5mF	PS								
Quarter 1	11	4:31		1		1	1				2			12	3:29			2	2			1	3			1	
Quarter 2	10	4:22					1				4			1	11	3:38		1	2		2				2	1	
Quarter 3	11	4:33					3				3			2	10	3:27		1		1	5				1		1
Quarter 4	11	4:30		0	1	1	2				3			10	3:30				1	1	1				4		
Total	43	17:56		1	1	2	7				12			3	43	14:04		2	2	4	10	1		1	10	1	2

Match CAN - MNE													
Possessions		EX	2EX	Goals (G) / Misses (M)								CT	
#	Time			X	AA	FT	5mF	PS	G	M			
86	32:00			3	3	6	17	1	1	22	1		5

LEGEND													
#	Number of possessions	%	Efficiency	*	Starting line-up	20C	20 seconds exclusion in the centre forward position						
20F	20 seconds exclusion in the field			2EX	Double Exclusion	5m	5 metre shot	5mF	5m shot in the field				
A	Action shot	AA	All action shots (A, C and CA)	AS	Assists	C	Centre shot						
CA	Counter Attack	CT	Corner Throws	BL	Blocked shots	FT	Free throw	G	Goals				
EX	Exclusion (S - with substitution, N - with substitution after 4 min.)	P	Penalty	PS	Penalty shot	SP	Sprint (Won/Sprints)	ST	Steals				
M	Misses	TF	Turnover Fouls	TWPC	Technical Water Polo Committee	X	Extra player shot						

Timing and Results provided by  TISSOT



Match 37

Start List

Стартовый список

BEL - CAN

Referees: RODRIGUES Edmundo (BRA)  
TAHARA Tadao (JPN)

Goal Judges: KOMAROVA Ekaterina  
KHABIBULLIN Artur

Timekeepers: SHEPELEV Nikolay  
YAKIMOV Vladimir  
SHAYDAKOV Andrey

FISU Delegate: CLEMENCON Jean-Paul

TO Judges: DENISOV Dmitry  
DENISOVA Tatiana

Secretaries: MAVRINA Tamara  
KOVYAZIN Rais

BEL - Belgium (White)

Cap No.	Name	Pos	L/R	Year of Birth	Tournament Statistics				
					FG	PG	Assists	Pers. Fouls	Min.
1	van DOORN Jorden	GK	R	1990					101
2	HEIRMAN Greg	FP	R	1991	1		4	6	141
3	PUBLIE Sven	FP	L	1991	1		1	8	124
4	VERVOORT Kevin	FP	R	1991				1	58
5	COOLS Ruben	FP	R	1985	2		2	11	125
6	HERMAN Thomas	FP	R	1988	2			6	89
7	POELMANS Nick	FP	R	1988	5		1	2	159
8	de BACKER Nick	FP	R	1989			1	8	109
9	VERSCHUREN Gerry	FP	L	1993	4		1	11	156
10	MARENNE Arnaud	FP	R	1991	1			8	92
11	GOFFIN Nicolas	FP	R	1989	2		1	5	97
13	PARMENTIER Arthur	GK	R	1992					91
<b>Head Coach</b>		FULGEANU Nicolae							
<b>Official</b>		POLLAK Bernard							

BEL Played	
ITA	1 - 28
BRA	3 - 19
MNE	5 - 24
USA	2 - 19
SRB	2 - 22
GEO	5 - 7

CAN - Canada (Blue)

Cap No.	Name	Pos	L/R	Year of Birth	Tournament Statistics				
					FG	PG	Assists	Pers. Fouls	Min.
1	RADENOVIC Milan	GK	R	1993					180
2	BOSKOVIC Dusan	FP	R	1995	3			4	111
3	CURCIJA Nikola	FP	R	1995	3		1	4	102
4	PELLAND Martin	FP	R	1994	4		2	9	157
5	HENNING Oscar Wylie	FP	R	1995					19
6	DABIC Matija	FP	R	1995	2			6	138
7	BJELICA Marko	FP	L	1995					29
8	LAPINS David William	FP	R	1994	7		1	3	174
9	MITROVIC Nikola	FP	R	1993	5			11	125
10	PERRY Connor Tremain	FP	R	1994			3	3	107
11	THUMWOOD Devon Ross (C)	FP	R	1994	3	4	3	7	149
12	GRAHAM Eric Joseph Mayson	FP	R	1995			1	2	43
13	SULLIVAN Daniel Robert	GK	R	1995					12
<b>Head Coach</b>		ROY Michel							
<b>Official</b>		COUILLARD Robert							
<b>Official</b>		STEVENSON Kurt							

CAN Played	
RUS	4 - 23
JPN	8 - 25
GEO	10 - 9
HUN	3 - 14
AUS	3 - 20
MNE	3 - 9

LEGEND									
(C)	Captain	CB	Centre Back	CF	Centre Forward	D	Driver	FG	Field Goals
GK	Goalkeeper	L	Left	L/R	Left/Right	R	Right	Min.	Minutes Played
Pers.	Personal	PG	Penalty Goals	Pos	Playing position	TO	Time Out		
TWPC	Technical Water Polo Committee								



Match 37

Results

Результаты

**BEL 12 - 15 CAN**

(1:4, 2:3, 3:3, 6:5)

Referees: RODRIGUES Edmundo (BRA)  
TAHARA Tadao (JPN)

FISU Delegate: CLEMENCON Jean-Paul

**BEL - Belgium (White)**

Cap No.	Name	Estimated Time Played	Goals/Shots							AS	TF	ST	BL	SP	Personal Fouls						
			Total	%	A	C	X	5m	PS						CA	20C	20F	2EX	P	EX	
*1	van DOORN Jorden	27:46								1		3									
*2	HEIRMAN Greg	23:37								1				1/4			1				
*3	PUBLIE Sven	22:41	0/1	0.0%				0/1		1	2	1				1					
4	VERVOORT Kevin	6:44									1					1					
*5	COOLS Ruben	23:01	2/2	100.0%	1/1			1/1		2	3	1				2					
6	HERMAN Thomas	13:19	1/1	100.0%					1/1			1				2					
*7	POELMANS Nick	31:00	4/9	44.4%	1/5	2/2		0/1				3									
8	de BACKER Nick	11:50														3				S	
*9	VERSCHUREN Gerry	25:30	4/8	50.0%	2/3	0/1	1/2	0/1		1	1	2				1					
10	MARENNE Arnaud	20:33	0/1	0.0%				0/1								1					
*11	GOFFIN Nicolas	13:45	1/2	50.0%	1/1			0/1		1	1										
13	PARMENTIER Arthur	4:14								1											
Totals			12/24	50.0%	5/10	2/3	2/4	1/5		2/2	8	15	8		1/4	9	3				1
Cap No.	Goalkeepers	Save/Shots													Time Outs						
Total	%	A	C	X	5m	PS	CA	Exclusions with Substitution		Exclusions w/Subst after 4 min.											
*1	van DOORN Jorden	7/19	36.8%	2/6	3/5	0/3	2/4	0/1	1		1										
13	PARMENTIER Arthur	1/4	25.0%			0/3	1/1		0		0										
Totals		8/23	34.8%	2/6	3/5	0/6	3/5	0/1	0		0										

**CAN - Canada (Blue)**

Cap No.	Name	Estimated Time Played	Goals/Shots							AS	TF	ST	BL	SP	Personal Fouls						
			Total	%	A	C	X	5m	PS						CA	20C	20F	2EX	P	EX	
*1	RADENOVIC Milan	32:00										2									
2	BOSKOVIC Dusan	10:11	1/3	33.3%			0/1	0/1	1/1			1	1								
3	CURCIJA Nikola	7:59	1/2	50.0%		0/1	1/1			1	1										
*4	PELLAND Martin	32:00	3/7	42.9%	1/3	1/1	0/1	1/2		2	2	1				1					
5	HENNING Oscar Wylie																				
*6	DABIC Matija	23:03	1/1	100.0%				1/1		2	1	2				1					
7	BJELICA Marko	1:11																			
*8	LAPINS David William	32:00	3/6	50.0%	0/1	1/3	2/2				5	1									
*9	MITROVIC Nikola	28:41	4/4	100.0%	2/2		2/2			1						1					
*10	PERRY Connor Tremain	22:50	0/2	0.0%	0/1			0/1		4											
*11	THUMWOOD Devon Ross	32:00	2/5	40.0%	1/2		1/2	0/1		2	4	1		3/4							
12	GRAHAM Eric Joseph Mayson	2:05														2					
13	SULLIVAN Daniel Robert																				
Totals			15/30	50.0%	4/9	2/5	6/9	2/6	1/1	12	13	8	1	3/4	3	2					
Cap No.	Goalkeepers	Save/Shots													Time Outs						
Total	%	A	C	X	5m	PS	CA	Exclusions with Substitution		Exclusions w/Subst after 4 min.											
*1	RADENOVIC Milan	6/18	33.3%	4/9	0/2	1/3	1/2	0/2	0		0										
13	SULLIVAN Daniel Robert								0		0										
Totals		6/18	33.3%	4/9	0/2	1/3	1/2	0/2	0		0										





Match 37

Results

Результаты

BEL 12 - 15 CAN

(1:4, 2:3, 3:3, 6:5)


Referees: RODRIGUES Edmundo (BRA)  
TAHARA Tadao (JPN)

FISU Delegate: CLEMENCON Jean-Paul

Period	BEL - Belgium											CAN - Canada													
	Possessions		EX	Goals (G) / Misses (M)								CT	Possessions		EX	Goals (G) / Misses (M)								CT	
	#	Time		X		AA		FT		5mF			PS			#	Time	X		AA		FT			5mF
Quarter 1	8	3:17				1	3							10	4:43	1	2	3	1				1		1
Quarter 2	9	3:53		0	1	2	1				1			12	4:07	1		1	4				1	2	1
Quarter 3	9	3:32	1	1		2			1		1			11	4:28	1	1	1	2				1		
Quarter 4	13	4:09		1	1	4	2			1	1		2	10	3:51	3		2	1				1		
Total	39	14:51	1	2	2	9	6		1	1	3		2	43	17:09	6	3	7	8				2	4	2

Match BEL - CAN													
Possessions		EX	2EX	Goals (G) / Misses (M)								CT	
#	Time			X		AA		FT		5mF			PS
82	32:00	1		8	5	16	14		1	3	7		4

LEGEND									
#	Number of possessions	%	Efficiency	*	Starting line-up	20C	20 seconds exclusion in the centre forward position		
20F	20 seconds exclusion in the field			2EX	Double Exclusion	5m	5 metre shot	5mF	5m shot in the field
A	Action shot	AA	All action shots (A, C and CA)			AS	Assists	C	Centre shot
CA	Counter Attack	CT	Corner Throws	BL	Blocked shots			G	Goals
EX	Exclusion (S - with substitution, N - with substitution after 4 min.)	P	Penalty	PS	Penalty shot	FT	Free throw	ST	Steals
M	Misses					SP	Sprint (Won/Sprints)		
TF	Turnover Fouls	TWPC	Technical Water Polo Committee			X	Extra player shot		

Timing and Results provided by  TISSOT



Match 38

Start List

Стартовый список

MNE - GEO

Referees: BOROS DJEVI Gabor (AUS)  
DESLIERES Marie-Claude (CAN)

Goal Judges: KOMAROVA Ekaterina  
KHABIBULLIN Artur

Timekeepers: SHEPELEV Nikolay  
YAKIMOV Vladimir  
SHAYDAKOV Andrey

FISU Delegate: VASILEIOU Nikolaos

TO Judges: DENISOV Dmitry  
DENISOVA Tatiana

Secretaries: MAVRINA Tamara  
KOVYAZIN Rais

MNE - Montenegro (White)

Cap No.	Name	Pos	L/R	Year of Birth	Tournament Statistics				
					FG	PG	Assists	Pers. Fouls	Min.
1	LAZOVIC Dejan	GK		1990					142
2	VICO Nemanja	FP		1994	4		1	1	52
3	MARKOVIC Nikola	FP		1992	7		5	7	136
4	GOPCEVIC Marko	FP		1990	5		1	5	138
5	KOVACEVIC Stefan	FP		1994	2		1	9	79
6	POPOVIC Miljan	FP		1992	6		5	8	156
7	POROBIC Igor	FP		1993	5		2	1	112
8	SARIC Jovan	FP		1991	13	2	1	4	131
9	LATINOVIC Radovan	FP		1991	3		2	6	106
10	MURISIC Nikola	FP		1992	14				84
11	IVANCEVIC Marko	FP		1989	2		1	3	60
12	VUKMIROVIC Marko	FP		1994	2		4	5	98
13	KRALJ Aleksandro	GK		1990					50
<b>Head Coach</b>		PEJAKOVIC Drago							
<b>Official</b>		LONCAREVIC Bruna							
<b>Official</b>		VUKSANOVIC Lazar							

MNE Played	
SRB	5 - 9
USA	8 - 9
BEL	24 - 5
ITA	13 - 9
BRA	6 - 7
CAN	9 - 3

GEO - Georgia (Blue)

Cap No.	Name	Pos	L/R	Year of Birth	Tournament Statistics				
					FG	PG	Assists	Pers. Fouls	Min.
1	PAVLENISHVILI Irakli	GK	R	1993					72
2	CHIKVINIDZE Levan	FP	R	1993	6		1		129
3	KARCHILADZE Giorgi	FP	R	1993	2		1	2	105
4	TUKVADZE Luka	FP	L	1990	2		2		115
5	BAKRADZE Davit	FP	R	1989	1			3	52
6	KAVLASHVILI Levan	FP	R	1992	4	2	2	5	138
7	KARTVELISHVILI Giorgi	FP	R	1993	6		4	10	157
8	GELASHVILI Merab	FP	R	1994				2	63
9	URUSHADZE Alexander (C)	FP	R	1993	1		2	9	157
10	SULADZE Givi	FP	R	1993	1			3	72
11	GIORGADZE Kukuri	FP	R	1990	5	1	2	7	130
12	BUGADZE Luka	FP	R	1992				3	34
13	SHUBLADZE Nikoloz	GK	R	1993					120
<b>Head Coach</b>		KALANDADZE Levan							

GEO Played	
HUN	3 - 20
AUS	3 - 15
CAN	9 - 10
JPN	6 - 35
RUS	3 - 21
BEL	7 - 5

LEGEND									
(C)	Captain	CB	Centre Back	CF	Centre Forward	D	Driver	FG	Field Goals
GK	Goalkeeper	L	Left	L/R	Left Handedness	R	Right	Min.	Minutes Played
Pers.	Personal	PG	Penalty Goals	Pos	Playing position	TO	Time Out		
TWPC	Technical Water Polo Committee								



Match 38

Results

Результаты

**MNE 17 - 2 GEO**

(5:1, 3:0, 5:1, 4:0)

Referees: BOROS DJEVI Gabor (AUS)  
DESLIERES Marie-Claude (CAN)

FISU Delegate: VASILEIOU Nikolaos

**MNE - Montenegro (White)**

Cap No.	Name	Estimated Time Played	Goals/Shots							AS	TF	ST	BL	SP	Personal Fouls							
			Total	%	A	C	X	5m	PS						CA	20C	20F	2EX	P	EX		
*1	LAZOVIC Dejan	16:00																				
2	VICO Nemanja	7:05	0/1	0.0%		0/1					1											
*3	MARKOVIC Nikola	19:55	2/5	40.0%	0/1	1/1		0/2		1/1	3	1										
*4	GOPCEVIC Marko	28:58	2/3	66.7%	1/1		1/1	0/1			1	1		2/3						1		
5	KOVACEVIC Stefan	16:50	0/1	0.0%	0/1																1	
*6	POPOVIC Miljan	11:47	1/1	100.0%	1/1						1	1	1									
7	POROBIC Igor	18:23	1/7	14.3%	1/3	0/1		0/2		0/1	3											
*8	SARIC Jovan	22:21	2/4	50.0%				2/4				1	1								1	
*9	LATINOVIC Radovan	19:53	3/4	75.0%	2/2			1/2			3	1	2									
*10	MURISIC Nikola	11:37	3/7	42.9%	0/1	2/4	1/1	0/1			1											
11	IVANCEVIC Marko	16:39	2/3	66.7%		1/1	1/2					2										
12	VUKMIROVIC Marko	18:32	1/2	50.0%	0/1			1/1			1		1	1/1								
13	KRALJ Aleksandro	16:00	0/1	0.0%				0/1														
Totals			17/39	43.6%	5/11	4/8	3/4	4/14		1/2	11	9	6	3/4					1	2		

Cap No.	Goalkeepers	Save/Shots							
		Total	%	A	C	X	5m	PS	CA
*1	LAZOVIC Dejan	3/4	75.0%			0/1	3/3		
13	KRALJ Aleksandro	4/5	80.0%	1/1	1/2		2/2		
Totals		7/9	77.8%	1/1	1/2	0/1	5/5		

Time Outs		0
Exclusions with Substitution		0
Exclusions w/Subst after 4 min.		0

**GEO - Georgia (Blue)**

Cap No.	Name	Estimated Time Played	Goals/Shots							AS	TF	ST	BL	SP	Personal Fouls							
			Total	%	A	C	X	5m	PS						CA	20C	20F	2EX	P	EX		
1	PAVLENISHVILI Irakli																					
*2	CHIKVINIDZE Levan	17:32	1/3	33.3%		1/3					2		1									
3	KARCHILADZE Giorgi																					
*4	TUKVADZE Luka	24:00									2										1	
5	BAKRADZE Davit																					
*6	KAVLASHVILI Levan	30:45	1/6	16.7%			1/1	0/5			1											
*7	KARTVELISHVILI Giorgi	32:00	0/2	0.0%				0/2			2	2									2	
8	GELASHVILI Merab	14:28									2											
*9	URUSHADZE Alexander	19:03	0/2	0.0%	0/2						1			1/4							2	
10	SULADZE Givi	3:21									1											
*11	GIORGADZE Kukuri	27:23											2								1	
12	BUGADZE Luka	23:28	0/2	0.0%				0/2					1									
*13	SHUBLADZE Nikoloz	32:00									1											
Totals			2/15	13.3%	0/2	1/3	1/1	0/9			28	4	2	1/4					5	1		

Cap No.	Goalkeepers	Save/Shots							
		Total	%	A	C	X	5m	PS	CA
1	PAVLENISHVILI Irakli								
*13	SHUBLADZE Nikoloz	10/27	37.0%	4/9	3/7	0/3	2/6		1/2
Totals		10/27	37.0%	4/9	3/7	0/3	2/6		1/2

Time Outs		1
Exclusions with Substitution		0
Exclusions w/Subst after 4 min.		0



Match 38

Results

Результаты

MNE 17 - 2 GEO

(5:1, 3:0, 5:1, 4:0)


Referees: BOROS DJEVI Gabor (AUS)  
DESLIERES Marie-Claude (CAN)

FISU Delegate: VASILEIOU Nikolaos

Period	MNE - Montenegro											GEO - Georgia														
	Possessions		EX	Goals (G) / Misses (M)								CT	Possessions		EX	Goals (G) / Misses (M)								CT		
	#	Time		G	M	G	M	G	M	G	M		G	M		G	M	G	M	G	M					
Quarter 1	12	2:52			4	3			1	2			12	5:08		1							4			1
Quarter 2	12	3:29		1	1	1	5		1	1			11	4:31									1			
Quarter 3	12	3:07		2		3	2		1		2		2	4:53				1	2				3			1
Quarter 4	12	3:12			2	1		2	2	2			9	4:48				2					1			
Total	48	12:40		3	1	10	11		4	4	6		2	43	19:20		1		1	4			9			2

Match MNE - GEO														
Possessions		EX	2EX	Goals (G) / Misses (M)								CT		
#	Time			X	AA	FT	5mF	PS	G	M	G		M	
91	32:00			4	1	11	15		4	4	15			4

LEGEND									
#	Number of possessions	%	Efficiency	*	Starting line-up	20C	20 seconds exclusion in the centre forward position		
20F	20 seconds exclusion in the field			2EX	Double Exclusion	5m	5 metre shot	5mF	5m shot in the field
A	Action shot	AA	All action shots (A, C and CA)			AS	Assists	C	Centre shot
CA	Counter Attack	CT	Corner Throws	BL	Blocked shots			G	Goals
EX	Exclusion (S - with substitution, N - with substitution after 4 min.)	P	Penalty	PS	Penalty shot	FT	Free throw	ST	Steals
M	Misses					SP	Sprint (Won/Sprints)		
TF	Turnover Fouls	TWPC	Technical Water Polo Committee			X	Extra player shot		

Timing and Results provided by  TISSOT



# Result Book

27th Summer Universiade in Kazan 2013



## Water Polo

Men's Quarterfinals





Match 33

Start List

Стартовый список

SRB - JPN

Referees: MEBUKE Vakhtang (GEO)  
STAVROPOULOS Nikolaos (GRE)

Goal Judges: KOMAROVA Ekaterina  
KHABIBULLIN Artur

Timekeepers: SHEPELEV Nikolay  
YAKIMOV Vladimir  
SHAYDAKOV Andrey

FISU Delegate: CLEMENCON Jean-Paul

TO Judges: DENISOV Dmitry  
DENISOVA Tatiana

Secretaries: MAVRINA Tamara  
KOVYAZIN Rais

SRB - Serbia (White)

Cap No.	Name	Pos	L/R	Year of Birth	Tournament Statistics				
					FG	PG	Assists	Pers. Fouls	Min.
1	ZIVOJINOVIC Stefan	GK		1989			2		115
2	RASOVIC Strahinja	FP		1992	6	2	5	2	105
3	POPOVIC Boris	FP		1990	2		1	4	84
4	MARKOVIC Dusan	FP		1990	7	1	2	6	94
5	MILICIC Milos	FP		1991	3		1		73
6	RACKOV Ivan	FP		1989	12		4	3	109
7	MILICEVIC Mihajlo	FP		1993	2			4	45
8	DEDOVIC Nikola	FP		1992	4			1	113
9	ASANOVIC Mateja	FP		1995	1		5		78
10	VAPENSKI Boris (C)	FP		1990	8		3	4	101
11	STOJCIC Nenad	FP		1993	3		1	2	60
12	VUKSANOVIC Srdan	FP		1992	9	1	2	2	99
13	DRAKSIMOVIC Marko	GK		1987			1		45
<b>Head Coach</b>		STEVANOVIC Uros							
<b>Official</b>		CIRIC Milos							
<b>Official</b>		VUKANOVIC Igor							

SRB Played	
MNE	9 - 5
ITA	7 - 8
USA	9 - 5
BRA	14 - 8
BEL	22 - 2

JPN - Japan (Blue)

Cap No.	Name	Pos	L/R	Year of Birth	Tournament Statistics				
					FG	PG	Assists	Pers. Fouls	Min.
1	KATO Renya	GK	R	1992			3	1	152
2	KONNO Yohei	FP	R	1993	2	1		6	61
3	ICHIKAWA Masahiro	FP	R	1993	6			1	117
4	SHIGA Mitsuki	FP	R	1991	11	1	6	5	122
5	SUGANE Daiki	FP	R	1993	1	1	5	1	35
6	MATSUDA Haruka	FP	R	1992	4				34
7	HEMMI Yuta	FP	R	1991	10		1	3	100
8	KADONO Yuki	FP	L	1990	10		7	5	107
9	TAKEI Koji (C)	FP	R	1990	25	4	9	2	139
10	ARAI Atsushi	FP	R	1994	4		2	5	80
11	EZAKI Daichi	FP	R	1990	8			2	76
12	YOSHIMITSU Takaaki	FP	R	1992	3		1	5	88
13	FUKUSHIMA Tomoyoshi	GK	R	1993					8
<b>Head Coach</b>		MOTOMIYA Makihiko							
<b>Official</b>		CHOSA Shinji							
<b>Official</b>		KATSUHARA Hiroshi							

JPN Played	
AUS	10 - 7
CAN	25 - 8
RUS	11 - 13
GEO	35 - 6
HUN	10 - 13

LEGEND									
(C)	Captain	CB	Centre Back	CF	Centre Forward	D	Driver	FG	Field Goals
GK	Goalkeeper	L	Left	L/R	Left/Right	L/R	Handedness	Min.	Minutes Played
Pers.	Personal	PG	Penalty Goals	Pos	Playing position	R	Right	TO	Time Out
TWPC	Technical Water Polo Committee								



Match 33

Results  
Результаты

SRB 15 - 7 JPN  
(2:3, 3:1, 5:2, 5:1)

Referees: MEBUKE Vakhtang (GEO)  
STAVROPOULOS Nikolaos (GRE)

FISU Delegate: CLEMENCON Jean-Paul

SRB - Serbia (White)

Cap No.	Name	Estimated Time Played	Goals/Shots							AS	TF	ST	BL	SP	Personal Fouls					
			Total	%	A	C	X	5m	PS						CA	20C	20F	2EX	P	EX
*1	ZIVOJINOVIC Stefan	32:00											1	1						
2	RASOVIC Strahinja	17:47	0/3	0.0%	0/3								6	1						
*3	POPOVIC Boris	15:11	1/3	33.3%		1/3					1	1	1						1	
*4	MARKOVIC Dusan	21:09	1/3	33.3%			0/1	0/1	1/1				1	4	1					
5	MILICIC Milos	13:55																	1	
*6	RACKOV Ivan	21:42	2/2	100.0%			2/2				1	4	1			1/1				
7	MILICEVIC Mihajlo	6:53	2/2	100.0%		2/2												1		
*8	DEDOVIC Nikola	21:43	3/5	60.0%		2/3	1/1	0/1			1							1		
9	ASANOVIC Mateja	18:49	1/1	100.0%	1/1						2		3					1	1	
*10	VAPENSKI Boris	21:05	3/6	50.0%	2/4			1/2			1		2				1	1	1	
11	STOJCIC Nenad	13:10	1/1	100.0%						1/1								1	1	
*12	VUKSANOVIC Srdan	20:36	1/1	100.0%						1/1	1	2	3			2/3	1			
13	DRAKSIMOVIC Marko																			
Totals			15/27	55.6%	3/8	5/8	3/4	1/4	1/1	2/2	7	19	14	1	3/4	5	2	3		
Cap No.	Goalkeepers	Save/Shots							Time Outs		Exclusions with Substitution		Exclusions w/Subst after 4 min.							
		Total	%	A	C	X	5m	PS	CA											
*1	ZIVOJINOVIC Stefan	11/18	61.1%	4/5	2/2	1/2	2/2	0/3	2/4											
13	DRAKSIMOVIC Marko																			
Totals		11/18	61.1%	4/5	2/2	1/2	2/2	0/3	2/4											

JPN - Japan (Blue)

Cap No.	Name	Estimated Time Played	Goals/Shots							AS	TF	ST	BL	SP	Personal Fouls					
			Total	%	A	C	X	5m	PS						CA	20C	20F	2EX	P	EX
*1	KATO Renya	32:00											2						1	
2	KONNO Yohei	11:39	0/1	0.0%					0/1				4							
*3	ICHIKAWA Masahiro	27:20	0/2	0.0%	0/1	0/1						2								
*4	SHIGA Mitsuaki	29:54	0/6	0.0%	0/2	0/1		0/1	0/2		3	1		1/4			3		S	
5	SUGANE Daiki	1:19																		
6	MATSUDA Haruka	2:48	0/1	0.0%		0/1						1								
7	HEMMI Yuta	21:27	1/4	25.0%		0/1	0/1	0/1	1/1											
*8	KADONO Yuki	25:55	0/2	0.0%			0/1		0/1		2	2								
*9	TAKEI Koji	29:31	5/7	71.4%	1/3		1/1		3/3			3	3							
10	ARAI Atsushi	15:22	1/2	50.0%				0/1	1/1			3								
*11	EZAKI Daichi	7:33	0/1	0.0%			0/1					1								
*12	YOSHIMITSU Takaaki	19:12										1						2		
13	FUKUSHIMA Tomoyoshi																			
Totals			7/26	26.9%	1/6	0/4	1/4	0/3	3/3	2/6	2	22	6		1/4	2	3	1	1	
Cap No.	Goalkeepers	Save/Shots							Time Outs		Exclusions with Substitution		Exclusions w/Subst after 4 min.							
		Total	%	A	C	X	5m	PS	CA											
*1	KATO Renya	8/23	34.8%	4/7	1/6	0/3	3/4	0/1	0/2											
13	FUKUSHIMA Tomoyoshi																			
Totals		8/23	34.8%	4/7	1/6	0/3	3/4	0/1	0/2											



Match 33

Results  
Результаты

SRB 15 - 7 JPN  
(2:3, 3:1, 5:2, 5:1)

Referees: MEBUKE Vakhtang (GEO)

STAVROPOULOS Nikolaos (GRE)

FISU Delegate: CLEMENCON Jean-Paul

Period	SRB - Serbia												JPN - Japan															
	Possessions		EX	Goals (G) / Misses (M)								CT	Possessions		EX	Goals (G) / Misses (M)								CT				
	#	Time		X		AA		FT		5mF			PS			#	Time	X		AA		FT			5mF		PS	
		G	M	G	M	G	M	G	M	G	M	G	M			G	M	G	M	G	M	G	M	G	M			
Quarter 1	11	3:43			1	1	1	1							12	4:17		1		1	3			1				
Quarter 2	11	3:17					2				1	2			12	4:43				1	2				2		1	
Quarter 3	12	3:44			1		3	4					1		11	4:16					2				2			
Quarter 4	12	3:49			1		4	3							13	4:11	1	0	3	1	6						1	
<b>Total</b>	46	14:33			3	1	10	8			1	3	1		48	17:27	1	1	3	3	13			1		2	3	2

Possessions		EX	2EX	Goals (G) / Misses (M)								CT		
#	Time			X		AA		FT		5mF			PS	
		G	M	G	M	G	M	G	M	G	M	G	M	
94	32:00	1		4	4	13	21		1	1	5	4		2

LEGEND															
#	Number of possessions	%	Efficiency	*	Starting line-up	20C	20 seconds exclusion in the centre forward position								
20F	20 seconds exclusion in the field			2EX	Double Exclusion		5m	5 metre shot		5mF	5m shot in the field				
A	Action shot	AA	All action shots (A, C and CA)			AS	Assists		C	Centre shot					
CA	Counter Attack	CT	Corner Throws			BL	Blocked shots			FT	Free throw				
EX	Exclusion (S - with substitution, N - with substitution after 4 min.)			P	Penalty		PS	Penalty shot		SP	Sprint (Won/Sprints)		ST	Steals	
M	Misses			PS	Penalty shot		SP	Sprint (Won/Sprints)		ST	Steals				
TF	Turnover Fouls		TWPC	Technical Water Polo Committee								X	Extra player shot		

Timing and Results provided by TISSOT





Match 34

Start List

Стартовый список

HUN - USA

Referees: FRANULOVIC Andrej (CRO)  
CARNEY Andrew (AUS)

Goal Judges: DMITRIEVA Anastasiia  
KASHTANOVA Natalya

Timekeepers: SAVCHENKO Nataliya  
MAZHIRINA Olga  
DREVAL Svetlana

FISU Delegate: FARID El Allam

TO Judges: MORUSHENKO Maiia  
KOMAROVA Ekaterina

Secretaries: GALIMZYANOVA Olga  
HOHRYAKOVA Anna

HUN - Hungary (White)

Cap No.	Name	Pos	L/R	Year of Birth	Tournament Statistics				
					FG	PG	Assists	Pers. Fouls	Min.
1	BISZTRITSANYI David (C)	GK		1987					128
2	KORENYI Balazs	FP		1991	1	2	3	1	83
3	SZENTESI Adam	FP		1991	1		1	3	64
4	HALEK Marton	FP		1990	6		1	7	72
5	SZECSI David	FP		1987	2			11	60
6	KOVACS Gabor	FP		1989	9		4	4	106
7	MEZEI Tamas	FP		1990	7		3	3	94
8	TOTH Marton	FP		1985	14	1	2	5	101
9	ERDELYI Balazs	FP		1990	9		4	3	108
10	JUHASZ Zsolt	FP		1985	8		4	3	99
11	CHILKO Marton Bence	FP		1990	3		3	4	78
12	SOMOGYI Balazs	FP		1985	8		5	6	95
13	BARABAS Botond	GK		1991					32
<b>Head Coach</b>		DR. VINCZE Balazs Levente							
<b>Official</b>		BECSEY Peter							
<b>Official</b>		DR. BECK Gyoergy							

HUN Played	
GEO	20 - 3
RUS	8 - 9
AUS	16 - 9
CAN	14 - 3
JPN	13 - 10

USA - United States (Blue)

Cap No.	Name	Pos	L/R	Year of Birth	Tournament Statistics				
					FG	PG	Assists	Pers. Fouls	Min.
1	DANNER Garrett	GK		1994				1	160
2	REYNOLDS Lucas	FP		1991	7		1		84
3	ZWANEVELD Alec	FP		1994	4				72
4	REYNOLDS Paul	FP		1992	6	4	2	2	110
5	ROBERTS Ryder	FP		1994	5		4	5	63
6	PICKELL Paul	FP		1990			1	1	39
7	McCLINTICK Daniel	FP		1994	1		6	1	106
8	DABOUB Anthony	FP		1993	1		1	5	67
9	LENHART Daniel	FP		1992	3		1	4	77
10	RAMIREZ Chancellor	FP		1994	2		1	6	76
11	FAHLSING Christopher	FP		1992	1	2	1	3	76
12	WENDT Christopher (C)	FP		1991	5		4	6	116
13	FELLNER Patrick	FP		1995	6		1	2	73
<b>Head Coach</b>		WRIGHT Adam							
<b>Official</b>		BEAUBIEN JR. Layne							
<b>Official</b>		HARTSHORNE James							

USA Played	
BRA	8 - 8
MNE	9 - 8
SRB	5 - 9
BEL	19 - 2
ITA	6 - 7

LEGEND									
(C)	Captain	CB	Centre Back	CF	Centre Forward	D	Driver	FG	Field Goals
GK	Goalkeeper	L/R	Handedness	Min.	Minutes Played	TO	Time Out		
Pers.	Personal	PG	Penalty Goals	Pos	Playing position				
TWPC	Technical Water Polo Committee								





Match 34

Results

Результаты

HUN 12 - 7 USA

(3:2, 3:2, 4:1, 2:2)

Referees: FRANULOVIC Andrej (CRO)  
CARNEY Andrew (AUS)

FISU Delegate: FARID El Allam

Period	HUN - Hungary											USA - United States																
	Possessions		EX	Goals (G) / Misses (M)								CT	Possessions		EX	Goals (G) / Misses (M)								CT				
				X	AA	FT	5mF	PS	X	AA	FT					5mF	PS											
#	Time	G	M	G	M	G	M	G	M	G	M	#	Time	G	M	G	M	G	M	G	M							
Quarter 1	10	4:13			0	1	1	2			1	2	1			10	3:47			1	2			1	4			2
Quarter 2	10	4:14			1	1	1	1		1	1	2			1	8	3:46		1				1	1	1			
Quarter 3	10	4:07			2	1	2	2							10	3:53		0	1	1					5			
Quarter 4	11	4:19			0	2	2	1				2			10	3:41	1			2	1		1		3			
Total	41	16:53			3	5	6	6		1	2	6	1		38	15:07	1	1	1	4	3		2	2	13			2

Match HUN - USA													
Possessions		EX	2EX	Goals (G) / Misses (M)								CT	
#	Time			X	AA	FT	5mF	PS	X	AA	FT		5mF
G	M	G	M	G	M	G	M	G	M	G	M	G	M
79	32:00	1		4	6	10	9	3	4	19	1		3

LEGEND															
#	Number of possessions	%	Efficiency	*	Starting line-up	20C	20 seconds exclusion in the centre forward position								
20F	20 seconds exclusion in the field			2EX	Double Exclusion	5m	5 metre shot		5mF	5m shot in the field					
A	Action shot	AA	All action shots (A, C and CA)		AS	Assists		C	Centre shot						
CA	Counter Attack	CT	Corner Throws		BL	Blocked shots									
EX	Exclusion (S - with substitution, N - with substitution after 4 min.)			P	Penalty	PS	Penalty shot		FT	Free throw		G	Goals		
M	Misses					SP	Sprint (Won/Sprints)		ST	Steals					
TF	Turnover Fouls		TWPC	Technical Water Polo Committee									X	Extra player shot	



Match 35

Start List

Стартовый список

RUS - BRA

Referees: SZEKELY Balazs Jozsef (HUN)  
RICCITELLI Stefano (ITA)

Goal Judges: BOROS DJEVI Gabor  
BIANCO Luca

Timekeepers: RAKOVIC KRSTONOSIC Ivanka  
BUBNOVA Tatyana  
DREVAL Svetlana

FISU Delegate: VASILEIOU Nikolaos

TO Judges: MORUSHENKO Maiia  
KOMAROVA Ekaterina

Secretaries: GALIMZYANOVA Olga  
HOHRYAKOVA Anna

RUS - Russian Fed. (White)

Cap No.	Name	Pos	L/R	Year of Birth	Tournament Statistics				
					FG	PG	Assists	Pers. Fouls	Min.
1	KOSTROV Evgeniy	GK	R	1988			1	2	120
2	LAZAREV Nikolay	FP	L	1992	9		8	1	103
3	ODINTSOV Artem	FP	R	1988	5		2	6	86
4	RIZOV-ALENICHEV Aleksei	FP	R	1989	11		4	3	113
5	ZINNATULLIN Albert	FP	R	1990	2			5	80
6	ASHAEV Artem	FP	R	1988	13	1	6	4	99
7	TIMAKOV Vladislav	FP	L	1993	3		1	3	76
8	NAGAEV Ivan	FP	R	1993	10		6	7	100
9	LATYPOV Adel	FP	R	1990	11		2	2	82
10	BUYAK Victor	FP	R	1991	2			3	52
11	LISUNOV Sergei (C)	FP	R	1986	8			1	84
12	ANDRUKOV Stepan	FP	R	1991	3		7	8	86
13	KORNEEV Kirill	GK	R	1994			1		40
<b>Head Coach</b>		KARABUTOV Vladimir							
<b>Official</b>		KOZLOV Nikolay							
<b>Official</b>		KOSTIKOV Konstantin							

RUS Played	
CAN	23 - 4
HUN	9 - 8
JPN	13 - 11
AUS	12 - 7
GEO	21 - 3

BRA - Brazil (Blue)

Cap No.	Name	Pos	L/R	Year of Birth	Tournament Statistics				
					FG	PG	Assists	Pers. Fouls	Min.
1	BEZERRA Thye	GK		1987			1	1	152
2	CRIVELLA Jonas	FP		1988	6		4	4	105
3	MIRANDA Henrique	FP		1986	2		3	7	85
4	COUTINHO Gustavo	FP		1991	5		3	7	74
5	VIEIRA Emilio (C)	FP		1987	2		1	6	79
6	PINTO JUNIOR Marcos	FP		1993				2	25
7	BACHES DELGADO Adrian	FP		1990	14	1	3	2	142
8	CRUZ SOARES Anderson	FP		1991	3		1	1	50
9	ROCHA Bernardo	FP		1989	3			8	80
10	FRANCO Ruda	FP		1986	4		6	6	115
11	GUIMARAES Gustavo	FP		1994	7	2	2	5	119
12	CORREA Danilo	FP		1988	3		1	1	86
13	BRAGA Lucas	GK		1992					8
<b>Head Coach</b>		BLAZEVIC Mirko (SRB)							

BRA Played	
USA	8 - 8
BEL	19 - 3
ITA	10 - 11
SRB	8 - 14
MNE	7 - 6

LEGEND									
(C)	Captain	CB	Centre Back	CF	Centre Forward	D	Driver	FG	Field Goals
GK	Goalkeeper	L	Left	L/R	Handedness	Min.	Minutes Played	TO	Time Out
Pers.	Personal	PG	Penalty Goals	Pos	Playing position	R	Right		
TWPC	Technical Water Polo Committee								





Match 35

Results  
Результаты

**RUS 14 - 5 BRA**  
(5:2, 3:0, 1:2, 5:1)

Referees: SZEKELY Balazs Jozsef (HUN)  
RICCITELLI Stefano (ITA)

FISU Delegate: VASILEIOU Nikolaos

Period	RUS - Russian Fed.											BRA - Brazil													
	Possessions		EX	Goals (G) / Misses (M)								CT	Possessions		EX	Goals (G) / Misses (M)								CT	
	#	Time		G	M	AA		FT		5mF			PS			#	Time	G	M	AA		FT			5mF
			G			M	G	M	G	M	G	M	G	M	G					M	G	M	G	M	
Quarter 1	10	4:00		3		1	1			1	2			11	4:00			1	1			1	4		
Quarter 2	10	3:10		2	1	1	1							10	4:50		0	2	3				3		1
Quarter 3	10	3:59		1	1					6			2	8	4:01		2		1				2		
Quarter 4	10	3:29				3	1			2	2			11	4:31		1	1	3				4		
<b>Total</b>	<b>40</b>	<b>14:38</b>		<b>6</b>	<b>2</b>	<b>5</b>	<b>3</b>			<b>3</b>	<b>10</b>		<b>2</b>	<b>40</b>	<b>17:22</b>		<b>3</b>	<b>3</b>	<b>1</b>	<b>8</b>			<b>1</b>	<b>13</b>	<b>1</b>

Match RUS - BRA														
Possessions		EX	2EX	Goals (G) / Misses (M)								CT		
#	Time			X	AA		FT		5mF		PS			
		G	M		G	M	G	M	G	M	G	M		
80	32:00			9	5	6	11			4	23			3

LEGEND			
#	Number of possessions	%	Efficiency
20F	20 seconds exclusion in the field		* Starting line-up
A	Action shot	AA	All action shots (A, C and CA)
CA	Counter Attack	CT	Corner Throws
EX	Exclusion (S - with substitution, N - with substitution after 4 min.)	BL	Blocked shots
M	Misses	P	Penalty
TF	Turnover Fouls	PS	Penalty shot
		TWPC	Technical Water Polo Committee
20C	20 seconds exclusion in the centre forward position		
5m	5 metre shot	5mF	5m shot in the field
AS	Assists	C	Centre shot
FT	Free throw	G	Goals
SP	Sprint (Won/Sprints)	ST	Steals
X	Extra player shot		

Timing and Results provided by  TISSOT



Match 36

Start List

Стартовый список

Referees: MURRAY Martin (CAN)  
MATIJASEVIC Sinisa (MNE)

Goal Judges: DMITRIEVA Anastasiia  
KASHTANOVA Natalya

Timekeepers: SAVCHENKO Nataliya  
MAZHIRINA Olga  
DREVAL Svetlana

FISU Delegate: CLEMENCON Jean-Paul

TO Judges: MORUSHENKO Maiia  
KOMAROVA Ekaterina

Secretaries: GALIMZYANOVA Olga  
HOHRYAKOVA Anna

ITA - Italy (White)

Cap No.	Name	Pos	L/R	Year of Birth	Tournament Statistics				
					FG	PG	Assists	Pers. Fouls	Min.
1	MUGELLI Luca	GK		1991			1		16
2	DAMONTE Luca	FP	L	1992	8		5	4	88
3	di SOMMA Alessandro	FP		1988	3		4	5	112
5	LANZONI Giacomo	FP		1993	3		1		39
6	COPPOLI Francesco	FP		1989	6		2	10	100
7	STEARDO Davide	FP		1991	5			3	59
8	MARZIALI Luca	FP		1991	7		1	8	92
9	GITTO Matteo	FP		1991	5		3	6	122
10	MANDOLINI Jacopo	FP		1989	4			4	57
11	BINI Giacomo	FP	L	1990	5		3	7	97
12	di FULVIO Andrea	FP		1988	2			3	73
13	VASSALLO Gabriele	GK		1993				1	144
4	LUONGO Stefano (C)	FP		1990	7	8	4	2	121
Head Coach		MIRARCHI Maurizio							
Official		GRASSI Giacomo							

ITA Played	
BEL	28 - 1
SRB	8 - 7
BRA	11 - 10
MNE	9 - 13
USA	7 - 6


AUS - Australia (Blue)

Cap No.	Name	Pos	L/R	Year of Birth	Tournament Statistics				
					FG	PG	Assists	Pers. Fouls	Min.
1	SLADE Edward	GK	R	1991					160
2	SMITH Fraser	FP	R	1995	6			1	76
3	GODFREY Nicholas	FP	R	1992	3			2	74
4	HUGHES Nicholas	FP	R	1994				1	54
5	REDBOND Nicholas	FP	R	1992	4		1	11	84
6	DYSON Christopher	FP	L	1990	7		4	7	94
7	SINDONE Pau	FP	R	1993	12		1	2	97
8	TRABINGER Justin	FP	R	1994	9		1	8	86
9	HANNAN Matthew	FP	R	1993	1		2		43
10	FANNON James	FP	R	1991	3	1	3	4	111
11	FORD Andrew	FP	R	1995	1		2	1	33
12	EDWARDS Blake (C)	FP	R	1992	7		7	2	120
13	FORD George	FP	R	1993	4			7	90
Head Coach		KOVALENKO Andrei							
Official		QUINSEE Michael							

AUS Played	
JPN	7 - 10
GEO	15 - 3
HUN	9 - 16
RUS	7 - 12
CAN	20 - 3

LEGEND									
(C)	Captain	CB	Centre Back	CF	Centre Forward	D	Driver	FG	Field Goals
GK	Goalkeeper	L	Left	L/R	Handedness	R	Right	Min.	Minutes Played
Pers.	Personal	PG	Penalty Goals	Pos	Playing position	TO	Time Out		
TWPC	Technical Water Polo Committee								

Player no 4 Luongo S. and assistant coach suspended

Timing and Results provided by  TISSOT



Match 36

Results  
Результаты

ITA 8 - 5 AUS  
(3:1, 2:1, 2:2, 1:1)

Referees: MURRAY Martin (CAN)  
MATIJASEVIC Sinisa (MNE)

FISU Delegate: CLEMENCON Jean-Paul

ITA - Italy (White)

Cap No.	Name	Estimated Time Played	Goals/Shots							AS	TF	ST	BL	SP	Personal Fouls					
			Total	%	A	C	X	5m	PS						CA	20C	20F	2EX	P	EX
1	MUGELLI Luca																			
*2	DAMONTE Luca	24:59	4/6	66.7%	1/1		2/2	0/1	1/1	0/1	1	1	2	1	0/1	1			1	
*3	di SOMMA Alessandro	26:22										1	1	1						
5	LANZONI Giacomo	11:21	0/1	0.0%				0/1											1	
*6	COPPOLI Francesco	22:52	0/1	0.0%				0/1			1	4	2			1				
7	STEARDO Davide	11:15	0/1	0.0%				0/1			1	1								
*8	MARZIALI Luca	17:20	4/6	66.7%		2/4	2/2					2	1							
*9	GITTO Matteo	27:20	0/4	0.0%	0/1			0/3			3	2	1							
10	MANDOLINI Jacopo	10:28	0/1	0.0%		0/1													2	
*11	BINI Giacomo	20:40	0/5	0.0%	0/1		0/2	0/2				2				1	2			S
12	di FULVIO Andrea	19:23	0/2	0.0%				0/2						1	2/3		1			
*13	VASSALLO Gabriele	32:00																		
(S)	LUONGO Stefano																			
Totals			8/27	29.6%	1/3	2/5	4/6	0/11	1/1	0/1	6	15	7	3	2/4	3	6		1	1
Cap No.	Goalkeepers	Save/Shots							Time Outs		Exclusions with Substitution		Exclusions w/Subst after 4 min.							
Total	%	A	C	X	5m	PS	CA													
1	MUGELLI Luca													2						
*13	VASSALLO Gabriele	9/14	64.3%	1/3		4/6	4/4	0/1					1							
Totals			9/14	64.3%	1/3		4/6	4/4	0/1				0							

AUS - Australia (Blue)

Cap No.	Name	Estimated Time Played	Goals/Shots							AS	TF	ST	BL	SP	Personal Fouls						
			Total	%	A	C	X	5m	PS						CA	20C	20F	2EX	P	EX	
*1	SLADE Edward	32:00																			
*2	SMITH Fraser	12:33										1									
3	GODFREY Nicholas	11:40	0/1	0.0%			0/1														
4	HUGHES Nicholas																				
*5	REDBOND Nicholas	22:26	0/2	0.0%			0/1	0/1			1		1			1					
*6	DYSON Christopher	19:55	2/5	40.0%	2/2		0/1	0/2				2				1	1				
7	SINDONE Pau	22:07	0/3	0.0%	0/1			0/2			1	3	2	1/1					1		
8	TRABINGER Justin	19:23	2/5	40.0%			1/1	0/3	1/1					1							
9	HANNAN Matthew																				
*10	FANNON James	21:55	0/1	0.0%				0/1				1	1	1	1/3	1	1				
11	FORD Andrew																				
*12	EDWARDS Blake	32:00	1/3	33.3%			1/1	0/2				3	2								
*13	FORD George	30:01	0/3	0.0%			0/2	0/1				1	3	1		2					
Totals			5/23	21.7%	2/3		2/7	0/12	1/1		2	13	9	3	2/4	7	2		1		
Cap No.	Goalkeepers	Save/Shots							Time Outs		Exclusions with Substitution		Exclusions w/Subst after 4 min.								
Total	%	A	C	X	5m	PS	CA														
*1	SLADE Edward	8/16	50.0%	0/1	3/5	0/4	5/5	0/1					2								
Totals			8/16	50.0%	0/1	3/5	0/4	5/5	0/1				0								





Match 36

## Results

Результаты

### ITA 8 - 5 AUS

(3:1, 2:1, 2:2, 1:1)

Referees: MURRAY Martin (CAN)  
MATIJASEVIC Sinisa (MNE)

FISU Delegate: CLEMENCON Jean-Paul

Period	ITA - Italy											AUS - Australia																
	Possessions		EX	Goals (G) / Misses (M)								CT	Possessions		EX	Goals (G) / Misses (M)								CT				
	#	Time		G	M	G	M	G	M	G	M		G	M		G	M	G	M	G	M							
Quarter 1	11	4:23		1		2	1					5			1	8	3:37		1	1						3		
Quarter 2	9	3:57		1		1	2					1				9	4:03		1	1			1	2		1		
Quarter 3	10	4:51		2	2							4			1	8	3:09		0	2	2			1		1		1
Quarter 4	12	4:49	1				3				1	1		1	11	3:11		0	1						4	1		
<b>Total</b>	<b>42</b>	<b>18:00</b>	<b>1</b>	<b>4</b>	<b>2</b>	<b>3</b>	<b>6</b>					<b>11</b>	<b>1</b>	<b>3</b>	<b>36</b>	<b>14:00</b>		<b>2</b>	<b>5</b>	<b>2</b>	<b>1</b>		<b>3</b>		<b>9</b>	<b>1</b>	<b>1</b>	

Match ITA - AUS													
Possessions		EX	2EX	Goals (G) / Misses (M)								CT	
#	Time			X	AA	FT	5mF	PS	G	M	G		M
78	32:00	1		6	7	5	7		3	20	2		4

LEGEND									
#	Number of possessions	%	Efficiency	(S)	Suspended	*	Starting line-up	2EX	Double Exclusion
20C	20 seconds exclusion in the centre		forward position	20F	20 seconds exclusion in the field				
5m	5 metre shot	5mF	5m shot in the field	A	Action shot	AA	All action shots (A, C and CA)	BL	Blocked shots
AS	Assists	C	Centre shot	CA	Counter Attack	CT	Corner Throws	G	Goals
EX	Exclusion (S - with substitution, N - with substitution after 4 min.)	P	Penalty	PS	Penalty shot	FT	Free throw	ST	Steals
M	Misses	SP	Sprint (Won/Sprints)	X	Extra player shot				
TF	Turnover Fouls	TWPC	Technical Water Polo Committee						

Timing and Results provided by  TISSOT



# Result Book

27th Summer Universiade in Kazan 2013



## Water Polo

Men's Semifinals





Match 39

Start List

Стартовый список

AUS - USA

Referees: BIANCO Luca (ITA)  
VASENIN Eduard (RUS)

Goal Judges: KOMAROVA Ekaterina  
KHABIBULLIN Artur

Timekeepers: SHEPELEV Nikolay  
YAKIMOV Vladimir  
SHAYDAKOV Andrey

FISU Delegate: CLEMENCON Jean-Paul

TO Judges: DENISOV Dmitry  
DENISOVA Tatiana

Secretaries: MAVRINA Tamara  
KOVYAZIN Rais

AUS - Australia (White)

Cap No.	Name	Pos	L/R	Year of Birth	Tournament Statistics				
					FG	PG	Assists	Pers. Fouls	Min.
1	SLADE Edward	GK	R	1991					192
2	SMITH Fraser	FP	R	1995	6			1	88
3	GODFREY Nicholas	FP	R	1992	3			2	86
4	HUGHES Nicholas	FP	R	1994				1	54
5	REDBOND Nicholas	FP	R	1992	4		2	12	106
6	DYSON Christopher	FP	L	1990	9		4	9	113
7	SINDONE Pau	FP	R	1993	12		2	3	119
8	TRABINGER Justin	FP	R	1994	10	1	1	10	105
9	HANNAN Matthew	FP	R	1993	1		2		43
10	FANNON James	FP	R	1991	3	1	3	6	133
11	FORD Andrew	FP	R	1995	1		2	1	33
12	EDWARDS Blake (C)	FP	R	1992	8		7	2	152
13	FORD George	FP	R	1993	4			9	120
Head Coach		KOVALENKO Andrei							
Official		QUINSEE Michael							

AUS Played	
JPN	7 - 10
GEO	15 - 3
HUN	9 - 16
RUS	7 - 12
CAN	20 - 3
ITA	5 - 8

USA - United States (Blue)

Cap No.	Name	Pos	L/R	Year of Birth	Tournament Statistics				
					FG	PG	Assists	Pers. Fouls	Min.
1	DANNER Garrett	GK		1994				1	192
2	REYNOLDS Lucas	FP		1991	7		1	1	104
3	ZWANEVELD Alec	FP		1994	5				84
4	REYNOLDS Paul	FP		1992	8	4	3	4	137
5	ROBERTS Ryder	FP		1994	5		4	5	73
6	PICKELL Paul	FP		1990			1	2	53
7	McCLINTICK Daniel	FP		1994	3		7	1	129
8	DABOUB Anthony	FP		1993	1		1	6	77
9	LENHART Daniel	FP		1992	4		1	5	100
10	RAMIREZ Chancellor	FP		1994	2		1	6	76
11	FAHLSING Christopher	FP		1992	1	2	1	3	93
12	WENDT Christopher (C)	FP		1991	5		4	9	135
13	FELLNER Patrick	FP		1995	7		1	2	90
Head Coach		WRIGHT Adam							
Official		BEAUBIEN JR. Layne							
Official		HARTSHORNE James							

USA Played	
BRA	8 - 8
MNE	9 - 8
SRB	5 - 9
BEL	19 - 2
ITA	6 - 7
HUN	7 - 12

LEGEND									
(C)	Captain	CB	Centre Back	CF	Centre Forward	D	Driver	FG	Field Goals
GK	Goalkeeper	L	Left	L/R	Handedness	Min.	Minutes Played	TO	Time Out
Pers.	Personal	PG	Penalty Goals	Pos	Playing position	R	Right		
TWPC	Technical Water Polo Committee								



Match 39

Results

Результаты

AUS 8 - 11 USA

(0:2, 2:3, 2:3, 4:3)

Referees: BIANCO Luca (ITA)  
VASENIN Eduard (RUS)

FISU Delegate: CLEMENCON Jean-Paul

AUS - Australia (White)

Cap No.	Name	Estimated Time Played	Goals/Shots							AS	TF	ST	BL	SP	Personal Fouls					
			Total	%	A	C	X	5m	PS						CA	20C	20F	2EX	P	EX
*1	SLADE Edward	32:00	0/1	0.0%				0/1				3								
*2	SMITH Fraser	9:08	0/1	0.0%			0/1			1										
3	GODFREY Nicholas	14:55	1/1	100.0%			1/1			4	1									
4	HUGHES Nicholas	6:29																		
*5	REDBOND Nicholas	13:04	1/4	25.0%		1/1		0/3				2								
*6	DYSON Christopher	19:00	1/2	50.0%			1/2			1	1				1			1		
7	SINDONE Pau	20:50	2/6	33.3%	0/2		1/1	0/2		1		1	2/2		1					
8	TRABINGER Justin	17:58	0/4	0.0%			0/1	0/3											1	
9	HANNAN Matthew	12:36										1						1		
*10	FANNON James	22:53	0/1	0.0%				0/1				2		1/2						
11	FORD Andrew																			
*12	EDWARDS Blake	32:00	2/7	28.6%	0/2	0/1	1/2		1/1	0/1	1	2	2					2		
*13	FORD George	23:07	1/8	12.5%		1/3		0/5				4	3					1		
Totals			8/35	22.9%	0/4	2/5	4/8	0/15	1/1	1/2	3	15	13		3/4	2	4		2	
Cap No.	Goalkeepers	Save/Shots							Time Outs		Exclusions with Substitution		Exclusions w/Subst after 4 min.							
		Total	%	A	C	X	5m	PS	CA											
*1	SLADE Edward	2/13	15.4%	1/2	0/4	0/3	1/2	0/2												
Totals		2/13	15.4%	1/2	0/4	0/3	1/2	0/2												

USA - United States (Blue)

Cap No.	Name	Estimated Time Played	Goals/Shots							AS	TF	ST	BL	SP	Personal Fouls					
			Total	%	A	C	X	5m	PS						CA	20C	20F	2EX	P	EX
*1	DANNER Garrett	32:00								1	1									
*2	REYNOLDS Lucas	18:02	1/1	100.0%		1/1				6										
3	ZWANEVELD Alec	13:31								3	1									
*4	REYNOLDS Paul	24:06	4/5	80.0%		1/1	1/1	0/1	2/2	1	1	1	1	0/1						
5	ROBERTS Ryder	8:32	0/1	0.0%										0/1	1	1				
6	PICKELL Paul	10:48													2					
*7	McCLINTICK Daniel	27:03	1/1	100.0%			1/1			4	4	1								
8	DABOUB Anthony	13:10	1/1	100.0%		1/1									1	2			S	
*9	LENHART Daniel	23:01	1/4	25.0%	0/1		1/3					1								
10	RAMIREZ Chancellor																			
11	FAHLSING Christopher	11:10								1	1		0/1							
*12	WENDT Christopher	20:48	2/2	100.0%		1/1	1/1			1	1	3	1/1		1			1		
*13	FELLNER Patrick	21:49	1/3	33.3%	1/1		0/1	0/1			2	1								
Totals			11/18	61.1%	1/2	4/4	3/4	1/5	2/2	0/1	6	22	9	2	1/4	5	3		1	1
Cap No.	Goalkeepers	Save/Shots							Time Outs		Exclusions with Substitution		Exclusions w/Subst after 4 min.							
		Total	%	A	C	X	5m	PS	CA											
*1	DANNER Garrett	15/23	65.2%	2/2	2/4	2/6	8/8	0/1	1/2											
Totals		15/23	65.2%	2/2	2/4	2/6	8/8	0/1	1/2											



Match 39

Results

Результаты

AUS 8 - 11 USA

(0:2, 2:3, 2:3, 4:3)


Referees: BIANCO Luca (ITA)  
VASENIN Eduard (RUS)

FISU Delegate: CLEMENCON Jean-Paul

Period	AUS - Australia											USA - United States															
	Possessions		EX	Goals (G) / Misses (M)								CT	Possessions		EX	Goals (G) / Misses (M)								CT			
	#	Time		X		AA		FT		5mF			PS			#	Time	X		AA		FT			5mF		PS
Quarter 1	12	4:28		0	1		3					3			1	10	3:32								4	1	
Quarter 2	12	4:34		1	1	1	1			2		3			2	9	3:26		1		2						
Quarter 3	12	3:52		1	1	1	2					2			1	10	4:08				2	1			1		
Quarter 4	14	4:03		2	1	1	2					5	1		11	3:57		1	2	1		1				1	
Total	50	16:57		4	4	3	8		2			13	1		4	40	15:03		1	3	1	5	2		1	4	2

Match AUS - USA														
Possessions		EX	2EX	Goals (G) / Misses (M)								CT		
#	Time			X		AA		FT		5mF			PS	
90	32:00	1		7	5	8	10		2	1	17	3		4

LEGEND									
#	Number of possessions	%	Efficiency	*	Starting line-up	20C	20 seconds exclusion in the centre forward position		
20F	20 seconds exclusion in the field			2EX	Double Exclusion	5m	5 metre shot	5mF	5m shot in the field
A	Action shot	AA	All action shots (A, C and CA)			AS	Assists	C	Centre shot
CA	Counter Attack	CT	Corner Throws	BL	Blocked shots			G	Goals
EX	Exclusion (S - with substitution, N - with substitution after 4 min.)	P	Penalty	PS	Penalty shot	FT	Free throw	ST	Steals
M	Misses					SP	Sprint (Won/Sprints)		
TF	Turnover Fouls	TWPC	Technical Water Polo Committee			X	Extra player shot		

Timing and Results provided by  TISSOT



Match 40

Start List

Стартовый список

JPN - BRA

Referees: SZEKELY Balazs Jozsef (HUN)  
RICCITELLI Stefano (ITA)

Goal Judges: DMITRIEVA Anastasiia  
BUBNOVA Tatyana

Timekeepers: SAVCHENKO Nataliya  
MAZHIRINA Olga  
DREVAL Svetlana

FISU Delegate: VASILEIYOU Nikolaos

TO Judges: MORUSHENKO Maiia  
KOMAROVA Ekaterina

Secretaries: GALIMZYANOVA Olga  
HOHRYAKOVA Anna

JPN - Japan (White)

Cap No.	Name	Pos	L/R	Year of Birth	Tournament Statistics				
					FG	PG	Assists	Pers. Fouls	Min.
1	KATO Renya	GK	R	1992			3	2	184
2	KONNO Yohei	FP	R	1993	2	1		6	73
3	ICHIKAWA Masahiro	FP	R	1993	6			1	144
4	SHIGA Mitsuaki	FP	R	1991	11	1	6	8	152
5	SUGANE Daiki	FP	R	1993	1	1	5	1	36
6	MATSUDA Haruka	FP	R	1992	4				37
7	HEMMI Yuta	FP	R	1991	11		1	3	121
8	KADONO Yuki	FP	L	1990	10		9	5	133
9	TAKEI Koji (C)	FP	R	1990	27	7	9	2	169
10	ARAI Atsushi	FP	R	1994	5		2	5	96
11	EZAKI Daichi	FP	R	1990	8			2	83
12	YOSHIMITSU Takaaki	FP	R	1992	3		1	7	107
13	FUKUSHIMA Tomoyoshi	GK	R	1993					8
Head Coach		MOTOMIYA Makihiro							
Official		CHOSA Shinji							
Official		KATSUHARA Hiroshi							

JPN Played	
AUS	10 - 7
CAN	25 - 8
RUS	11 - 13
GEO	35 - 6
HUN	10 - 13
SRB	7 - 15

BRA - Brazil (Blue)

Cap No.	Name	Pos	L/R	Year of Birth	Tournament Statistics				
					FG	PG	Assists	Pers. Fouls	Min.
1	BEZERRA Thye	GK		1987			1	1	184
2	CRIVELLA Jonas	FP		1988	6		4	5	124
3	MIRANDA Henrique	FP		1986	2		3	7	110
4	COUTINHO Gustavo	FP		1991	5		3	8	85
5	VIEIRA Emilio (C)	FP		1987	3		1	8	95
6	PINTO JUNIOR Marcos	FP		1993	1			2	34
7	BACHES DELGADO Adrian	FP		1990	14	1	3	3	158
8	CRUZ SOARES Anderson	FP		1991	3		1	1	55
9	ROCHA Bernardo	FP		1989	3			9	106
10	FRANCO Ruda	FP		1986	5		7	6	143
11	GUIMARAES Gustavo	FP		1994	7	2	2	7	136
12	CORREA Danilo	FP		1988	5		1	2	106
13	BRAGA Lucas	GK		1992					8
Head Coach		BLAZEVIC Mirko (SRB)							

BRA Played	
USA	8 - 8
BEL	19 - 3
ITA	10 - 11
SRB	8 - 14
MNE	7 - 6
RUS	5 - 14

LEGEND									
(C)	Captain	CB	Centre Back	CF	Centre Forward	D	Driver	FG	Field Goals
GK	Goalkeeper	L	Left	L/R	Left Handedness	R	Right	Min.	Minutes Played
Pers.	Personal	PG	Penalty Goals	Pos	Playing position	TO	Time Out		
TWPC	Technical Water Polo Committee								



Match 40

Results  
Результаты

**JPN 12 - 9 BRA**  
(2:3, 4:1, 4:3, 2:2)

Referees: SZEKELY Balazs Jozsef (HUN)  
RICCITELLI Stefano (ITA)

FISU Delegate: VASILEIOU Nikolaos

JPN - Japan (White)

Cap No.	Name	Estimated Time Played	Goals/Shots							AS	TF	ST	BL	SP	Personal Fouls						
			Total	%	A	C	X	5m	PS						CA	20C	20F	2EX	P	EX	
*1	KATO Renya	32:00	0/2	0.0%				0/2				1									
2	KONNO Yohei	14:24									1									1	
*3	ICHIKAWA Masahiro	25:17	0/2	0.0%		0/1				0/1	2						1				
*4	SHIGA Mitsuki	16:32	1/3	33.3%				1/1		0/2	4	1	1	1/4			1				
5	SUGANE Daiki	1:53																		1	
6	MATSUDA Haruka	8:18									2									1	
*7	HEMMI Yuta	26:44	3/3	100.0%				2/2		1/1	3										
*8	KADONO Yuki	23:52	4/6	66.7%	2/2			1/1	0/2	1/1	2	2									
*9	TAKEI Koji	26:57	3/6	50.0%	1/3				0/1	2/2	2	2					1				
10	ARAI Atsushi	19:23	0/2	0.0%				0/1	0/1		2	1									
11	EZAKI Daichi	11:04	0/1	0.0%	0/1						2										
*12	YOSHIMITSU Takaaki	17:36	1/1	100.0%				1/1			1									2	
13	FUKUSHIMA Tomoyoshi																				
Totals			12/26	46.2%	3/6	0/1	3/4	2/8	2/2	2/5	4	19	7	1/4			4	2		1	
Cap No.	Goalkeepers	Save/Shots							Time Outs		Exclusions with Substitution		Exclusions w/Subst after 4 min.								
		Total	%	A	C	X	5m	PS	CA												
*1	KATO Renya	6/15	40.0%	5/7	1/2	0/4		0/1	0/1												
13	FUKUSHIMA Tomoyoshi																				
Totals		6/15	40.0%	5/7	1/2	0/4		0/1	0/1												

BRA - Brazil (Blue)

Cap No.	Name	Estimated Time Played	Goals/Shots							AS	TF	ST	BL	SP	Personal Fouls						
			Total	%	A	C	X	5m	PS						CA	20C	20F	2EX	P	EX	
*1	BEZERRA Thye	32:00										1									
*2	CRIVELLA Jonas	10:45									1			2/3			2		1	S	
*3	MIRANDA Henrique	18:33									1						1				
4	COUTINHO Gustavo	22:10	1/2	50.0%	0/1					1/1	1	4	4								
5	VIEIRA Emilio	19:46	2/4	50.0%	1/2	1/2					1	3		1			1				
6	PINTO JUNIOR Marcos	2:46															1				
7	BACHES DELGADO Adrian	22:50	1/3	33.3%	0/2			1/1			2	2									
8	CRUZ SOARES Anderson	5:06									2	1									
*9	ROCHA Bernardo	23:33	0/1	0.0%	0/1						2	1									
*10	FRANCO Ruda	18:06	1/1	100.0%				1/1			2										
*11	GUIMARAES Gustavo	30:35	2/5	40.0%	1/3	0/1			1/1		1	3	4	1/1		1			1		
*12	CORREA Danilo	17:50	2/3	66.7%		0/1		2/2			2	1	1								
13	BRAGA Lucas																				
Totals			9/19	47.4%	2/9	1/4	4/4		1/1	1/1	5	24	14	2	3/4		4	2		2	1
Cap No.	Goalkeepers	Save/Shots							Time Outs		Exclusions with Substitution		Exclusions w/Subst after 4 min.								
		Total	%	A	C	X	5m	PS	CA												
*1	BEZERRA Thye	8/20	40.0%	2/5		1/4	3/5	0/2	2/4												
13	BRAGA Lucas																				
Totals		8/20	40.0%	2/5		1/4	3/5	0/2	2/4												

Match 40

Results

Результаты

JPN 12 - 9 BRA

(2:3, 4:1, 4:3, 2:2)

Referees: SZEKELY Balazs Jozsef (HUN)  
RICCITELLI Stefano (ITA)

FISU Delegate: VASILEIOU Nikolaos

Period	JPN - Japan												BRA - Brazil											
	Possessions		EX	Goals (G) / Misses (M)								CT	Possessions		EX	Goals (G) / Misses (M)								CT
				X	AA	FT	5mF	PS	X	AA	FT					5mF	PS							
#	Time	G	M	G	M	G	M	G	M	G	M	#	Time	G	M	G	M	G	M	G	M			
Quarter 1	10	3:54			2					1			9	4:06		1		2						
Quarter 2	13	3:52			1	1	1	3					11	4:08								1		
Quarter 3	12	3:45					2	1					12	4:15		1	2	1	2					
Quarter 4	10	3:23					2	2					11	4:37		1		1	5			1		
Total	45	14:54			3	1	5	7				2	6	2	1	43	17:06	1	4		4	10	1	

Match JPN - BRA														
Possessions		EX	2EX	Goals (G) / Misses (M)								CT		
#	Time			X	AA	FT	5mF	PS	X	AA	FT		5mF	PS
G	M	G	M	G	M	G	M	G	M	G	M	G	M	
88	32:00	1		7	1	9	17			2	6	3		2

LEGEND																	
#	Number of possessions	%	Efficiency	*	Starting line-up	20C	20 seconds exclusion in the centre forward position										
20F	20 seconds exclusion in the field			2EX	Double Exclusion	5m	5 metre shot	5mF	5m shot in the field								
A	Action shot	AA	All action shots (A, C and CA)			AS	Assists	C	Centre shot								
CA	Counter Attack	CT	Corner Throws			BL	Blocked shots										
EX	Exclusion (S - with substitution, N - with substitution after 4 min.)			P	Penalty	PS	Penalty shot										
M	Misses			P									FT	Free throw	G	Goals	
TF	Turnover Fouls			TWPC	Technical Water Polo Committee								SP	Sprint (Won/Sprints)	ST	Steals	
														X	Extra player shot		





Match 41

Start List

Стартовый список

Referees: FRANULOVIC Andrej (CRO)  
DAVID Alban (FRA)

Goal Judges: HOHRYAKOVA Anna  
BUBNOVA Tatyana

Timekeepers: SAVCHENKO Nataliya  
MAZHIRINA Olga  
DREVAL Svetlana

FISU Delegate: CLEMENCON Jean-Paul

TO Judges: GALIMZYANOVA Olga  
KOMAROVA Ekaterina

Secretaries: MORUSHENKO Maiia  
DMITRIEVA Anastasiia

ITA - Italy (White)

Cap No.	Name	Pos	L/R	Year of Birth	Tournament Statistics				
					FG	PG	Assists	Pers. Fouls	Min.
1	MUGELLI Luca	GK		1991			1		16
2	DAMONTE Luca	FP	L	1992	11	1	6	6	113
3	di SOMMA Alessandro	FP		1988	3		4	5	138
5	LANZONI Giacomo	FP		1993	3		1	1	50
6	COPPOLI Francesco	FP		1989	6		3	11	123
7	STEARDO Davide	FP		1991	5		1	3	70
8	MARZIALI Luca	FP		1991	11		1	8	110
9	GITTO Matteo	FP		1991	5		6	6	149
10	MANDOLINI Jacopo	FP		1989	4			6	67
11	BINI Giacomo	FP	L	1990	5		3	10	118
12	di FULVIO Andrea	FP		1988	2			4	92
13	VASSALLO Gabriele	GK		1993				1	176
4	LUONGO Stefano (C)	FP		1990	7	8	4	2	121
Head Coach		MIRARCHI Maurizio							
Official		GRASSI Giacomo							

ITA Played	
BEL	28 - 1
SRB	8 - 7
BRA	11 - 10
MNE	9 - 13
USA	7 - 6
AUS	8 - 5


HUN - Hungary (Blue)

Cap No.	Name	Pos	L/R	Year of Birth	Tournament Statistics				
					FG	PG	Assists	Pers. Fouls	Min.
1	BISZTRITSANYI David (C)	GK		1987					160
2	KORENYI Balazs	FP		1991	1	2	3	2	91
3	SZENTESI Adam	FP		1991	2		1	4	72
4	HALEK Marton	FP		1990	8		2	8	93
5	SZECSI David	FP		1987	3			13	73
6	KOVACS Gabor	FP		1989	10		4	4	128
7	MEZEI Tamas	FP		1990	8		3	3	114
8	TOTH Marton	FP		1985	15	2	2	6	117
9	ERDELYI Balazs	FP		1990	9		4	3	129
10	JUHASZ Zsolt	FP		1985	9		6	3	124
11	CHILKO Marton Bence	FP		1990	5		4	4	98
12	SOMOGYI Balazs	FP		1985	9		6	7	114
13	BARABAS Botond	GK		1991					32
Head Coach		DR. VINCZE Balazs Levente							
Official		BECSEY Peter							
Official		DR. BECK Gyoergy							

HUN Played	
GEO	20 - 3
RUS	8 - 9
AUS	16 - 9
CAN	14 - 3
JPN	13 - 10
USA	12 - 7

LEGEND									
(C)	Captain	CB	Centre Back	CF	Centre Forward	D	Driver	FG	Field Goals
GK	Goalkeeper	L	Left	L/R	Handedness	L/R	Handedness	Min.	Minutes Played
Pers.	Personal	PG	Penalty Goals	Pos	Playing position	TO	Time Out		
TWPC	Technical Water Polo Committee								

Player no 4 Luongo S. and assistant coach suspended

Timing and Results provided by  TISSOT



Match 41

Results  
Результаты

ITA 9 - 11 HUN  
(2:3, 1:3, 2:3, 4:2)

Referees: FRANULOVIC Andrej (CRO)  
DAVID Alban (FRA)

FISU Delegate: CLEMENCON Jean-Paul

ITA - Italy (White)

Cap No.	Name	Estimated Time Played	Goals/Shots								AS	TF	ST	BL	SP	Personal Fouls							
			Total	%	A	C	X	5m	PS	CA						20C	20F	2EX	P	EX			
1	MUGELLI Luca																						
*2	DAMONTE Luca	29:36	4/8	50.0%	0/2	1/1	1/1	1/2	1/1	0/1	1		2					1					
*3	di SOMMA Alessandro	30:57	0/2	0.0%		0/1		0/1			1												
5	LANZONI Giacomo	10:59	0/4	0.0%	0/1			0/2		0/1			1										
*6	COPPOLI Francesco	11:43																2	1		S		
7	STEARDO Davide	8:14	0/1	0.0%				0/1										2					
*8	MARZIALI Luca	25:07	1/4	25.0%	0/1	1/3						3	1										
*9	GITTO Matteo	24:28	2/5	40.0%	1/3			1/2			1	1		1/2				2		1	S		
10	MANDOLINI Jacopo	6:53									1								1				
*11	BINI Giacomo	23:07	1/3	33.3%	0/1	0/1	1/1				1	2						1	1				
12	di FULVIO Andrea	20:56	1/2	50.0%	0/1		1/1				1		1	1/2				2					
*13	VASSALLO Gabriele	32:00																					
(S)	LUONGO Stefano																						
Totals			9/29	31.0%	1/9	2/6	3/4	2/7	1/1	0/2	3	11	4	2	2/4				10	3		1	2
Cap No.	Goalkeepers	Save/Shots								Time Outs		Exclusions with Substitution		Exclusions w/Subst after 4 min.									
		Total	%	A	C	X	5m	PS	CA														
1	MUGELLI Luca																						
*13	VASSALLO Gabriele	6/17	35.3%	2/3		4/6	0/7	0/1															
Totals		6/17	35.3%	2/3		4/6	0/7	0/1															

HUN - Hungary (Blue)

Cap No.	Name	Estimated Time Played	Goals/Shots								AS	TF	ST	BL	SP	Personal Fouls						
			Total	%	A	C	X	5m	PS	CA						20C	20F	2EX	P	EX		
*1	BISZTRITSANYI David	32:00																				
2	KORENYI Balazs	13:40										1			0/1				2			
3	SZENTESI Adam	11:03									1											
4	HALEK Marton	16:47	0/1	0.0%			0/1											1		1		
*5	SZECSI David	10:08	1/2	50.0%			1/1	0/1					1					2				
*6	KOVACS Gabor	21:34	1/1	100.0%				1/1				1						1	1			
*7	MEZEI Tamas	18:23	0/1	0.0%			0/1				1	5	1					2				
8	TOTH Marton	19:02	0/3	0.0%		0/1	0/2				1	2	1					2				
9	ERDELYI Balazs	25:02	2/3	66.7%	0/1			1/1	1/1				1	1/1								
*10	JUHASZ Zsolt	22:33	3/4	75.0%			0/1	3/3			1											
*11	CHILKO Marton Bence	14:37												1/2					1			
*12	SOMOGYI Balazs	19:11	4/7	57.1%	1/2		1/1	2/4			1	1						1				
13	BARABAS Botond																					
Totals			11/22	50.0%	1/3	0/1	2/7	7/10	1/1		2	12	5	1	2/4				9	4		1
Cap No.	Goalkeepers	Save/Shots								Time Outs		Exclusions with Substitution		Exclusions w/Subst after 4 min.								
		Total	%	A	C	X	5m	PS	CA													
*1	BISZTRITSANYI David	14/23	60.9%	5/6	4/6	1/4	2/4	0/1	2/2													
13	BARABAS Botond																					
Totals		14/23	60.9%	5/6	4/6	1/4	2/4	0/1	2/2													



Match 41

Results  
Результаты

ITA 9 - 11 HUN  
(2:3, 1:3, 2:3, 4:2)

Referees: FRANULOVIC Andrej (CRO)  
DAVID Alban (FRA)

FISU Delegate: CLEMENCON Jean-Paul

Period	ITA - Italy												HUN - Hungary													
	Possessions		EX	Goals (G) / Misses (M)								CT	Possessions		EX	Goals (G) / Misses (M)								CT		
	#	Time		X		AA		FT		5mF			PS			#	Time	X		AA		FT			5mF	
Quarter 1	9	4:09			2	3				2			1	9	3:51		0	3		1			3			
Quarter 2	9	3:59				3				2	1		1	9	4:01				1	1	1		1	2		
Quarter 3	9	4:27		2			3		1				8	3:33		1	2		1			2	1			
Quarter 4	13	3:55	2	1	1	1	5	1		1			2	8	4:05	1								1	1	
Total	40	16:30	2	3	1	3	14	1	1	1	4	1	4	34	15:30	2	5	1	3	1		6	3	1		1

Match ITA - HUN													
Possessions		EX	2EX	Goals (G) / Misses (M)								CT	
#	Time			X		AA		FT		5mF			PS
74	32:00	2		5	6	4	17	2	1	7	7	2	5

LEGEND									
#	Number of possessions	%	Efficiency	(S)	Suspended	*	Starting line-up		
20C	20 seconds exclusion in the centre		forward position	20F	20 seconds exclusion in the field			2EX	Double Exclusion
5m	5 metre shot	5mF	5m shot in the field	A	Action shot	AA	All action shots (A, C and CA)	BL	Blocked shots
AS	Assists	C	Centre shot	CA	Counter Attack	CT	Corner Throws	G	Goals
EX	Exclusion (S - with substitution, N - with substitution after 4 min.)	P	Penalty	PS	Penalty shot	FT	Free throw	ST	Steals
M	Misses	TWPC	Technical Water Polo Committee			SP	Sprint (Won/Sprints)		
TF	Turnover Fouls					X	Extra player shot		



Match 42

Start List

Стартовый список

SRB - RUS

Referees: STAVROPOULOS Nikolaos (GRE) Goal Judges: CARNEY Andrew  
PEILA Joseph (USA) MURRAY Martin

Timekeepers: BIRRI Gabriella Ersebet  
MAZHIRINA Olga  
DREVAL Svetlana

FISU Delegate: VASILEIOU Nikolaos TO Judges: GALIMZYANOVA Olga  
KOMAROVA Ekaterina

Secretaries: MORUSHENKO Maiia  
DMITRIEVA Anastasiia

SRB - Serbia (White)

Cap No.	Name	Pos	L/R	Year of Birth	Tournament Statistics				
					FG	PG	Assists	Pers. Fouls	Min.
1	ZIVOJINOVIC Stefan	GK		1989			2		147
2	RASOVIC Strahinja	FP		1992	6	2	5	2	123
3	POPOVIC Boris	FP		1990	3		2	5	99
4	MARKOVIC Dusan	FP		1990	7	2	2	6	115
5	MILICIC Milos	FP		1991	3		1	1	86
6	RACKOV Ivan	FP		1989	14		5	3	130
7	MILICEVIC Mihajlo	FP		1993	4			5	52
8	DEDOVIC Nikola	FP		1992	7		1	2	134
9	ASANOVIC Mateja	FP		1995	2		7	2	97
10	VAPENSKI Boris (C)	FP		1990	11		4	5	122
11	STOJCIC Nenad	FP		1993	4		1	4	73
12	VUKSANOVIC Srdan	FP		1992	10	1	3	3	119
13	DRAKSIMOVIC Marko	GK		1987			1		45
<b>Head Coach</b>		STEVANOVIC Uros							
<b>Official</b>		CIRIC Milos							
<b>Official</b>		VUKANOVIC Igor							

SRB Played	
MNE	9 - 5
ITA	7 - 8
USA	9 - 5
BRA	14 - 8
BEL	22 - 2
JPN	15 - 7

RUS - Russian Fed. (Blue)

Cap No.	Name	Pos	L/R	Year of Birth	Tournament Statistics				
					FG	PG	Assists	Pers. Fouls	Min.
1	KOSTROV Evgeniy	GK	R	1988			1	2	152
2	LAZAREV Nikolay	FP	L	1992	11		11	3	119
3	ODINTSOV Artem	FP	R	1988	7		2	8	104
4	RIZOV-ALENICHEV Aleksei	FP	R	1989	12		5	3	139
5	ZINNATULLIN Albert	FP	R	1990	2			6	94
6	ASHAEV Artem	FP	R	1988	14	1	8	5	122
7	TIMAKOV Vladislav	FP	L	1993	3		1	4	89
8	NAGAEV Ivan	FP	R	1993	12		7	8	123
9	LATYPOV Adel	FP	R	1990	14		3	2	94
10	BUYAK Victor	FP	R	1991	2		1	4	58
11	LISUNOV Sergei (C)	FP	R	1986	8			2	102
12	ANDRUKOV Stepan	FP	R	1991	6		7	10	107
13	KORNEEV Kirill	GK	R	1994			1		40
<b>Head Coach</b>		KARABUTOV Vladimir							
<b>Official</b>		KOZLOV Nikolay							
<b>Official</b>		KOSTIKOV Konstantin							

RUS Played	
CAN	23 - 4
HUN	9 - 8
JPN	13 - 11
AUS	12 - 7
GEO	21 - 3
BRA	14 - 5

LEGEND									
(C)	Captain	CB	Centre Back	CF	Centre Forward	D	Driver	FG	Field Goals
GK	Goalkeeper	L	Left	L/R	Left Handedness	R	Right	Min.	Minutes Played
Pers.	Personal	PG	Penalty Goals	Pos	Playing position	TO	Time Out		
TWPC	Technical Water Polo Committee								



Match 42

Results

Результаты

SRB 11 - 12 RUS

(5:3, 1:6, 2:2, 3:1)

Referees: STAVROPOULOS Nikolaos (GRE)  
PEILA Joseph (USA)

FISU Delegate: VASILEIOU Nikolaos

SRB - Serbia (White)

Cap No.	Name	Estimated Time Played	Goals/Shots							AS	TF	ST	BL	SP	Personal Fouls							
			Total	%	A	C	X	5m	PS						CA	20C	20F	2EX	P	EX		
*1	ZIVOJINOVIC Stefan	16:00																				
2	RASOVIC Strahinja	27:03	4/8	50.0%	1/2		2/2	1/4			2		1					1	1			
*3	POPOVIC Boris	16:56	2/3	66.7%		0/1	2/2															
*4	MARKOVIC Dusan	14:41	0/5	0.0%	0/2	0/2	0/1											2	1	1	S	
5	MILICIC Milos	18:09									2		1					2				
*6	RACKOV Ivan	21:05	0/4	0.0%	0/1	0/1		0/1		0/1	1	1			2/3							
7	MILICEVIC Mihajlo	9:57										1	1								1	
*8	DEDOVIC Nikola	27:40	5/8	62.5%	3/3		1/2	1/3			2	1										
9	ASANOVIC Mateja	11:54										1		1								
*10	VAPENSKI Boris	23:30	0/4	0.0%	0/2		0/2				1							1				
11	STOJCIC Nenad	5:05																				
*12	VUKSANOVIC Srdan	16:00	0/1	0.0%			0/1				1			0/1								
13	DRAKSIMOVIC Marko	16:00																				
Totals			11/33	33.3%	4/10	0/4	5/10	2/8		0/1	5	8	1	3	2/4			5	2	2	1	1
Cap No.	Goalkeepers	Save/Shots											Time Outs									
Total	%	A	C	X	5m	PS	CA															
*1	ZIVOJINOVIC Stefan	8/17	47.1%	2/2	2/3	0/1	4/10	0/1														
13	DRAKSIMOVIC Marko	3/6	50.0%	0/1	0/1	3/4																
Totals			11/23	47.8%	2/2	2/4	0/2	7/14	0/1													
					Exclusions with Substitution						2											
					Exclusions w/Subst after 4 min.						1											
					Exclusions w/Subst after 4 min.						0											

RUS - Russian Fed. (Blue)

Cap No.	Name	Estimated Time Played	Goals/Shots							AS	TF	ST	BL	SP	Personal Fouls							
			Total	%	A	C	X	5m	PS						CA	20C	20F	2EX	P	EX		
*1	KOSTROV Evgeniy	32:00																				
2	LAZAREV Nikolay	16:41	0/2	0.0%			0/2				2		1	0/1				1				
*3	ODINTSOV Artem	17:31	1/3	33.3%			1/1	0/2				1	2	1				3			S	
*4	RIZOV-ALENICHEV Aleksei	30:55	5/7	71.4%			1/1	3/5		1/1	1											
5	ZINNATULLIN Albert	16:14											1					1				
*6	ASHAEV Artem	24:52	1/5	20.0%	0/2			1/3			1		1	1				2				
7	TIMAKOV Vladislav	13:35	1/2	50.0%		1/2						1										
*8	NAGAEV Ivan	21:31	1/4	25.0%				1/4			2							3	2		S	
9	LATYPOV Adel	15:58	2/4	50.0%				2/4										1				
10	BUYAK Victor																					
*11	LISUNOV Sergei	18:04	1/3	33.3%		1/3						1						1				
*12	ANDRUKOV Stepan	16:39	0/2	0.0%				0/2						1	2/3			1				
13	KORNEEV Kirill																					
Totals			12/32	37.5%	0/2	2/5	2/2	7/22		1/1	6	6	5	3	2/4			7	6	2		2
Cap No.	Goalkeepers	Save/Shots											Time Outs									
Total	%	A	C	X	5m	PS	CA															
*1	KOSTROV Evgeniy	12/23	52.2%	4/8	3/3	1/6	4/6															
13	KORNEEV Kirill																					
Totals			12/23	52.2%	4/8	3/3	1/6	4/6														
					Exclusions with Substitution						1											
					Exclusions w/Subst after 4 min.						2											
					Exclusions w/Subst after 4 min.						0											



Match 42

## Results

Результаты

### SRB 11 - 12 RUS

(5:3, 1:6, 2:2, 3:1)


Referees: STAVROPOULOS Nikolaos (GRE)  
PEILA Joseph (USA)

FISU Delegate: VASILEIOU Nikolaos

Period	SRB - Serbia												RUS - Russian Fed.														
	Possessions		EX	Goals (G) / Misses (M)								CT	Possessions		EX	Goals (G) / Misses (M)								CT			
	#	Time		G	M	G	M	G	M	G	M		G	M		G	M	G	M	G	M						
Quarter 1	9	3:07		2		3								10	4:53		1		1	2		2	1	1			
Quarter 2	10	3:20		0	3		3					1		12	4:40				1	2	1	1	4	4			1
Quarter 3	11	3:49		1	1		4	1	3					2	8	4:11		1		1				4			
Quarter 4	11	4:01		1	2	1	1	4				1		2	8	3:59	2			1			1	4			
Total	41	14:17		1	5	5	4	11	1	3	1	3		4	38	17:43	2	2		3	5	1	2	6	13		1

Match SRB - RUS													
Possessions		EX	2EX	Goals (G) / Misses (M)								CT	
#	Time			X	AA	FT	5mF	PS	G	M	G		M
79	32:00	3	4	7	5	7	16	2	5	7	16		5

LEGEND									
#	Number of possessions	%	Efficiency	*	Starting line-up	20C	20 seconds exclusion in the centre forward position		
20F	20 seconds exclusion in the field			2EX	Double Exclusion	5m	5 metre shot	5mF	5m shot in the field
A	Action shot	AA	All action shots (A, C and CA)	AS	Assists	C	Centre shot		
CA	Counter Attack	CT	Corner Throws	BL	Blocked shots	FT	Free throw	G	Goals
EX	Exclusion (S - with substitution, N - with substitution after 4 min.)	P	Penalty	PS	Penalty shot	SP	Sprint (Won/Sprints)	ST	Steals
M	Misses	TWPC	Technical Water Polo Committee	X	Extra player shot				
TF	Turnover Fouls								

Timing and Results provided by  TISSOT



# Result Book

27th Summer Universiade in Kazan 2013



## Water Polo

Men's Finals





Match 43

Start List

Стартовый список

AUS - BRA

Referees: BIANCO Luca (ITA)  
GERZANICH Vladimir (RUS)

Goal Judges: SAVCHENKO Nataliya  
KHABIBULLIN Artur

Timekeepers: SHEPELEV Nikolay  
YAKIMOV Vladimir  
SHAYDAKOV Andrey

FISU Delegate: VASILEIOU Nikolaos

TO Judges: DENISOV Dmitry  
DENISOVA Tatiana

Secretaries: MAVRINA Tamara  
KOVYAZIN Rais

AUS - Australia (White)

Cap No.	Name	Pos	L/R	Year of Birth	Tournament Statistics				
					FG	PG	Assists	Pers. Fouls	Min.
1	SLADE Edward	GK	R	1991					224
2	SMITH Fraser	FP	R	1995	6			1	97
3	GODFREY Nicholas	FP	R	1992	4			2	101
4	HUGHES Nicholas	FP	R	1994				1	61
5	REDBOND Nicholas	FP	R	1992	5		2	12	119
6	DYSON Christopher	FP	L	1990	10		5	11	132
7	SINDONE Pau	FP	R	1993	14		3	4	140
8	TRABINGER Justin	FP	R	1994	10	1	1	11	123
9	HANNAN Matthew	FP	R	1993	1		2	1	55
10	FANNON James	FP	R	1991	3	1	3	6	156
11	FORD Andrew	FP	R	1995	1		2	1	33
12	EDWARDS Blake (C)	FP	R	1992	9	1	8	4	184
13	FORD George	FP	R	1993	5			10	143
Head Coach		KOVALENKO Andrei							
Official		QUINSEE Michael							

AUS Played	
JPN	7 - 10
GEO	15 - 3
HUN	9 - 16
RUS	7 - 12
CAN	20 - 3
ITA	5 - 8
USA	8 - 11

BRA - Brazil (Blue)

Cap No.	Name	Pos	L/R	Year of Birth	Tournament Statistics				
					FG	PG	Assists	Pers. Fouls	Min.
1	BEZERRA Thye	GK		1987			1	1	216
2	CRIVELLA Jonas	FP		1988	6		5	8	134
3	MIRANDA Henrique	FP		1986	2		4	8	128
4	COUTINHO Gustavo	FP		1991	6		4	8	107
5	VIEIRA Emilio (C)	FP		1987	5		2	9	115
6	PINTO JUNIOR Marcos	FP		1993	1			3	37
7	BACHES DELGADO Adrian	FP		1990	15	1	3	3	181
8	CRUZ SOARES Anderson	FP		1991	3		1	1	60
9	ROCHA Bernardo	FP		1989	3			9	130
10	FRANCO Ruda	FP		1986	6		7	6	161
11	GUIMARAES Gustavo	FP		1994	8	3	3	9	166
12	CORREA Danilo	FP		1988	7		1	2	124
13	BRAGA Lucas	GK		1992					8
Head Coach		BLAZEVIC Mirko (SRB)							

BRA Played	
USA	8 - 8
BEL	19 - 3
ITA	10 - 11
SRB	8 - 14
MNE	7 - 6
RUS	5 - 14
JPN	9 - 12

LEGEND									
(C)	Captain	CB	Centre Back	CF	Centre Forward	D	Driver	FG	Field Goals
GK	Goalkeeper	L	Left	L/R	Handedness	R	Right	Min.	Minutes Played
Pers.	Personal	PG	Penalty Goals	Pos	Playing position	TO	Time Out		
TWPC	Technical Water Polo Committee								





Match 43

Results

Результаты

AUS 8 - 7 BRA

(4:1, 2:2, 0:2, 2:2)

Referees: BIANCO Luca (ITA)  
GERZANICH Vladimir (RUS)

FISU Delegate: VASILEIOU Nikolaos

AUS - Australia (White)

Cap No.	Name	Estimated Time Played	Goals/Shots							AS	TF	ST	BL	SP	Personal Fouls									
			Total	%	A	C	X	5m	PS						CA	20C	20F	2EX	P	EX				
*1	SLADE Edward	32:00									1													
*2	SMITH Fraser	13:15										2	1					1						
3	GODFREY Nicholas	14:27										3												
4	HUGHES Nicholas	3:44	0/1	0.0%				0/1																
5	REDBOND Nicholas																							
*6	DYSON Christopher	20:56	0/3	0.0%	0/3						3		1	1				1						
7	SINDONE Pau	23:50	1/3	33.3%	0/1		0/1		1/1			4			1/1	1	1							
*8	TRABINGER Justin	20:43	1/2	50.0%				1/2				1						1		N				
9	HANNAN Matthew	7:22											1	1				1	1					
*10	FANNON James	18:56	2/5	40.0%			1/1	0/1		1/3		2	1		2/3			3	1	S				
11	FORD Andrew	0:47																						
*12	EDWARDS Blake	32:00	4/7	57.1%		1/2	1/3	1/1		1/1		2												
*13	FORD George	32:00	0/3	0.0%				0/3				2		2				1						
Totals			8/24	33.3%	0/4	1/2	2/5	2/8	1/1	2/4		6	15	6	2	3/4		3	7	1	1	2		
Cap No.	Goalkeepers	Estimated Time Played	Save/Shots							Time Outs		Exclusions with Substitution	Exclusions w/Subst after 4 min.											
			Total	%	A	C	X	5m	PS	CA														
*1	SLADE Edward		12/19	63.2%	2/3	4/4	1/6	5/5	0/1															
Totals			12/19	63.2%	2/3	4/4	1/6	5/5	0/1															

BRA - Brazil (Blue)

Cap No.	Name	Estimated Time Played	Goals/Shots							AS	TF	ST	BL	SP	Personal Fouls									
			Total	%	A	C	X	5m	PS						CA	20C	20F	2EX	P	EX				
*1	BEZERRA Thye	32:00	0/1	0.0%				0/1																
*2	CRIVELLA Jonas	18:33	0/2	0.0%	0/1			0/1			1	1	2		1/1									
*3	MIRANDA Henrique	17:57	1/2	50.0%	0/1		1/1										1	1	1	1	N			
4	COUTINHO Gustavo	18:16	2/3	66.7%	1/1		1/1	0/1					3		0/1		1							
5	VIEIRA Emilio	17:45	1/5	20.0%		0/4	1/1					4												
6	PINTO JUNIOR Marcos	4:01																						
7	BACHES DELGADO Adrian	23:46	2/6	33.3%		0/1	2/3	0/2				3		1			1	1						
8	CRUZ SOARES Anderson	4:49																						
*9	ROCHA Bernardo	27:59	0/1	0.0%				0/1				2						1						
*10	FRANCO Ruda	12:55										1						2						
*11	GUIMARAES Gustavo	27:23	1/4	25.0%	0/1			0/2	1/1			1	1	1	1	0/2		1						
*12	CORREA Danilo	14:36	0/1	0.0%		0/1						4												
13	BRAGA Lucas																							
Totals			7/25	28.0%	1/4	0/6	5/6	0/8	1/1			4	15	6	2	1/4		2	6	1	1	1		
Cap No.	Goalkeepers	Estimated Time Played	Save/Shots							Time Outs		Exclusions with Substitution	Exclusions w/Subst after 4 min.											
			Total	%	A	C	X	5m	PS	CA														
*1	BEZERRA Thye		8/16	50.0%	1/1	1/2	2/4	3/5	0/1	1/3														
13	BRAGA Lucas																							
Totals			8/16	50.0%	1/1	1/2	2/4	3/5	0/1	1/3														



Match 43

Results

Результаты

AUS 8 - 7 BRA

(4:1, 2:2, 0:2, 2:2)


Referees: BIANCO Luca (ITA)  
GERZANICH Vladimir (RUS)

FISU Delegate: VASILEIOU Nikolaos

Period	AUS - Australia												BRA - Brazil														
	Possessions		EX	Goals (G) / Misses (M)								CT	Possessions		EX	Goals (G) / Misses (M)								CT			
				X	AA		FT		5mF		PS					X	AA		FT		5mF		PS				
#	Time	G	M	G	M	G	M	G	M	G	M	G	M	G	M	G	M	G	M	G	M						
Quarter 1	11	3:52			2	1				1	3	1		1	13	4:08		1		2				5			2
Quarter 2	9	3:29		1	1	1	3								9	4:31		2		2				1			
Quarter 3	10	3:53	1	0	1		1				1				9	4:07	1			1	3			1	1		1
Quarter 4	9	4:13	1	1	1		2	1			2				9	3:47		2	1	2		1					
Total	39	15:27	2	2	3	3	7	1		1	6	1		1	40	16:33	1	5	1	1	9		1		7	1	3

Match AUS - BRA														
Possessions		EX	2EX	Goals (G) / Misses (M)								CT		
				X	AA		FT		5mF		PS			
#	Time			G	M	G	M	G	M	G	M	G	M	
79	32:00	3	2	7	4	4	16	1	1	1	13	2		4

LEGEND											
#	Number of possessions	%	Efficiency	*	Starting line-up	20C	20 seconds exclusion in the centre forward position				
20F	20 seconds exclusion in the field			2EX	Double Exclusion	5m	5 metre shot		5mF	5m shot in the field	
A	Action shot	AA	All action shots (A, C and CA)		AS	Assists		C	Centre shot		
CA	Counter Attack	CT	Corner Throws		BL	Blocked shots		FT	Free throw		
EX	Exclusion (S - with substitution, N - with substitution after 4 min.)		P	Penalty		PS	Penalty shot		SP	Sprint (Won/Sprints)	
M	Misses		P	Penalty		PS	Penalty shot		ST	Steals	
TF	Turnover Fouls		TWPC	Technical Water Polo Committee		X	Extra player shot				

Timing and Results provided by  TISSOT



Match 44

Start List

Стартовый список

**Referees:** CARNEY Andrew (AUS)  
DHOSSCHE Alain (BEL)

**Goal Judges:** SAVCHENKO Nataliya  
KHABIBULLIN Artur

**FISU Delegate:** CLEMENCON Jean-Paul

**TO Judges:** DENISOV Dmitry  
DENISOVA Tatiana

**Timekeepers:** SHEPELEV Nikolay  
YAKIMOV Vladimir  
SHAYDAKOV Andrey

**Secretaries:** MAVRINA Tamara  
KOVYAZIN Rais

USA - United States (White)

Cap No.	Name	Pos	L/R	Year of Birth	Tournament Statistics				
					FG	PG	Assists	Pers. Fouls	Min.
1	DANNER Garrett	GK		1994				1	224
2	REYNOLDS Lucas	FP		1991	8		1	1	122
3	ZWANEVELD Alec	FP		1994	5				97
4	REYNOLDS Paul	FP		1992	10	6	4	4	161
5	ROBERTS Ryder	FP		1994	5		4	7	82
6	PICKELL Paul	FP		1990			1	4	64
7	McCLINTICK Daniel	FP		1994	4		11	1	156
8	DABOUB Anthony	FP		1993	2		1	9	90
9	LENHART Daniel	FP		1992	5		1	5	123
10	RAMIREZ Chancellor	FP		1994	2		1	6	76
11	FAHLSING Christopher	FP		1992	1	2	1	3	104
12	WENDT Christopher (C)	FP		1991	7		5	11	156
13	FELLNER Patrick	FP		1995	8		1	2	112
<b>Head Coach</b>		WRIGHT Adam							
<b>Official</b>		BEAUBIEN JR. Layne							
<b>Official</b>		HARTSHORNE James							

USA Played	
BRA	8 - 8
MNE	9 - 8
SRB	5 - 9
BEL	19 - 2
ITA	6 - 7
HUN	7 - 12
AUS	11 - 8

JPN - Japan (Blue)

Cap No.	Name	Pos	L/R	Year of Birth	Tournament Statistics				
					FG	PG	Assists	Pers. Fouls	Min.
1	KATO Renya	GK	R	1992			3	2	216
2	KONNO Yohei	FP	R	1993	2	1		7	87
3	ICHIKAWA Masahiro	FP	R	1993	6			2	169
4	SHIGA Mitsuaki	FP	R	1991	12	1	10	9	169
5	SUGANE Daiki	FP	R	1993	1	1	5	1	38
6	MATSUDA Haruka	FP	R	1992	4			1	45
7	HEMMI Yuta	FP	R	1991	14		1	3	148
8	KADONO Yuki	FP	L	1990	14		9	5	157
9	TAKEI Koji (C)	FP	R	1990	28	9	9	3	196
10	ARAI Atsushi	FP	R	1994	5		2	5	115
11	EZAKI Daichi	FP	R	1990	8			2	94
12	YOSHIMITSU Takaaki	FP	R	1992	4		1	9	125
13	FUKUSHIMA Tomoyoshi	GK	R	1993					8
<b>Head Coach</b>		MOTOMIYA Makihiko							
<b>Official</b>		CHOSA Shinji							
<b>Official</b>		KATSUHARA Hiroshi							

JPN Played	
AUS	10 - 7
CAN	25 - 8
RUS	11 - 13
GEO	35 - 6
HUN	10 - 13
SRB	7 - 15
BRA	12 - 9

LEGEND									
(C)	Captain	CB	Centre Back	CF	Centre Forward	D	Driver	FG	Field Goals
GK	Goalkeeper	L	Left	L/R	Left Handedness	R	Right	Min.	Minutes Played
Pers.	Personal	PG	Penalty Goals	Pos	Playing position			TO	Time Out
TWPC	Technical Water Polo Committee								



Match 44

Results

Результаты

USA 8 - 7 JPN

(2:1, 2:1, 2:2, 2:3)

Referees: CARNEY Andrew (AUS)  
DHOSSCHE Alain (BEL)

FISU Delegate: CLEMENCON Jean-Paul

USA - United States (White)

Cap No.	Name	Estimated Time Played	Goals/Shots							AS	TF	ST	BL	SP	Personal Fouls					
			Total	%	A	C	X	5m	PS						CA	20C	20F	2EX	P	EX
*1	DANNER Garrett	32:00											5							
*2	REYNOLDS Lucas	17:56	0/2	0.0%		0/1	0/1				1	5								
3	ZWANEVELD Alec	13:48	1/1	100.0%		1/1					4						1			
*4	REYNOLDS Paul	20:19	2/3	66.7%	2/2			0/1			3			0/2			1	1		
5	ROBERTS Ryder	21:21	1/2	50.0%	1/2						2	1	1	1/1						
6	PICKELL Paul	4:05																		
*7	McCLINTICK Daniel	26:07	2/4	50.0%		1/2	1/1	0/1			1	1								
8	DABOUB Anthony	11:50	0/1	0.0%				0/1				1					1			
*9	LENHART Daniel	12:27									1	1								
10	RAMIREZ Chancellor																			
11	FAHLSING Christopher	17:14	2/2	100.0%				2/2									1			
*12	WENDT Christopher	26:07	0/1	0.0%				0/1				2		1/1						
*13	FELLNER Patrick	20:46	0/1	0.0%				0/1												
Totals			8/17	47.1%	3/4	2/4	1/2	0/5	2/2			3	21	6	1	2/4	2	2	1	
Cap No.	Goalkeepers	Save/Shots							Time Outs											
		Total	%	A	C	X	5m	PS	CA		2									
*1	DANNER Garrett	15/22	68.2%	4/4	2/4	2/3	4/6	0/1	3/4		0									
Totals			15/22	68.2%	4/4	2/4	2/3	4/6	0/1	3/4		0								
										Exclusions with Substitution		0								
										Exclusions w/Subst after 4 min.		0								

JPN - Japan (Blue)

Cap No.	Name	Estimated Time Played	Goals/Shots							AS	TF	ST	BL	SP	Personal Fouls				
			Total	%	A	C	X	5m	PS						CA	20C	20F	2EX	P
*1	KATO Renya	32:00									1	1	2						
2	KONNO Yohei																		
*3	ICHIKAWA Masahiro	27:55	0/4	0.0%		0/4					1		1				1		
*4	SHIGA Mitsuaki	30:37	0/7	0.0%	0/2		0/1	0/3	0/1		1	1	4	2/3					
5	SUGANE Daiki																		
6	MATSUDA Haruka	8:34																	
*7	HEMMI Yuta	27:29	2/3	66.7%		1/1	1/1	0/1						0/1			1		
*8	KADONO Yuki	26:50	0/5	0.0%	0/2		0/1	0/2				2							
*9	TAKEI Koji	32:00	4/13	30.8%	0/3		0/1	2/5	1/1	1/3		3	4						
10	ARAI Atsushi	23:27	0/2	0.0%	0/1			0/1					1				1		
11	EZAKI Daichi	4:31	0/1	0.0%				0/1											
*12	YOSHIMITSU Takaaki	10:37	1/1	100.0%		1/1						1	1				1		1
13	FUKUSHIMA Tomoyoshi																		
Totals			7/36	19.4%	0/8	2/6	1/4	2/13	1/1	1/4		3	9	13	2/4	2	1		2
Cap No.	Goalkeepers	Save/Shots							Time Outs										
		Total	%	A	C	X	5m	PS	CA		2								
*1	KATO Renya	5/13	38.5%	1/4	1/3	1/2	2/2	0/2			0								
13	FUKUSHIMA Tomoyoshi										0								
Totals			5/13	38.5%	1/4	1/3	1/2	2/2	0/2			0							
										Exclusions with Substitution		0							
										Exclusions w/Subst after 4 min.		0							



Match 44

Results

Результаты

USA 8 - 7 JPN

(2:1, 2:1, 2:2, 2:3)


Referees: CARNEY Andrew (AUS)  
DHOSSCHE Alain (BEL)

FISU Delegate: CLEMENCON Jean-Paul

Period	USA - United States											JPN - Japan															
	Possessions		EX	Goals (G) / Misses (M)								CT	Possessions		EX	Goals (G) / Misses (M)								CT			
	#	Time		G	M	AA	FT	5mF	PS	#	Time		G	M		AA	FT	5mF	PS								
Quarter 1	10	4:07		0	1	1	1							11	3:53			1	2		1		3				
Quarter 2	9	4:22				2	2						1		11	3:38		1		4		1		2			1
Quarter 3	9	4:02				1							2	1	12	3:58		0	2	1	5		1		1	1	1
Quarter 4	10	4:13		1		1			1						11	3:47		0	1	1	4	1	1	1	1		1
Total	38	16:44		1	1	5	3		1				4	2	45	15:16		1	3	3	15	1	4	1	7	1	3

Match USA - JPN													
Possessions		EX	2EX	Goals (G) / Misses (M)								CT	
#	Time			X	AA	FT	5mF	PS	G	M			
83	32:00			2	4	8	18	1	5	1	11	3	3

LEGEND										
#	Number of possessions	%	Efficiency	*	Starting line-up	20C	20 seconds exclusion in the centre forward position			
20F	20 seconds exclusion in the field			2EX	Double Exclusion	5m	5 metre shot	5mF	5m shot in the field	
A	Action shot	AA	All action shots (A, C and CA)			AS	Assists	C	Centre shot	
CA	Counter Attack	CT	Corner Throws	BL	Blocked shots			G	Goals	
EX	Exclusion (S - with substitution, N - with substitution after 4 min.)	P	Penalty	PS	Penalty shot	FT	Free throw	ST	Steals	
M	Misses					SP	Sprint (Won/Sprints)			
TF	Turnover Fouls	TWPC	Technical Water Polo Committee			X	Extra player shot			

Timing and Results provided by  TISSOT



Match 45

Start List

Стартовый список

Referees: SZEKELY Balazs Jozsef (HUN)  
FRANULOVIC Andrej (CRO)

Goal Judges: DMITRIEVA Anastasiia  
TKACHENKO Vasily

Timekeepers: SAVCHENKO Nataliya  
MAZHIRINA Olga  
DREVAL Svetlana

FISU Delegate: VASILEIOU Nikolaos

TO Judges: MORUSHENKO Maiia  
KOMAROVA Ekaterina

Secretaries: GALIMZYANOVA Olga  
HOHRYAKOVA Anna

ITA - Italy (White)

Cap No.	Name	Pos	L/R	Year of Birth	Tournament Statistics				
					FG	PG	Assists	Pers. Fouls	Min.
1	MUGELLI Luca	GK		1991			1		16
2	DAMONTE Luca	FP	L	1992	14	2	7	7	143
3	di SOMMA Alessandro	FP		1988	3		5	5	169
4	LUONGO Stefano (C)	FP		1990	7	8	4	2	121
5	LANZONI Giacomo	FP		1993	3		1	1	61
6	COPPOLI Francesco	FP		1989	6		3	14	135
7	STEARDO Davide	FP		1991	5		1	5	79
8	MARZIALI Luca	FP		1991	12		1	8	135
9	GITTO Matteo	FP		1991	7		6	9	174
10	MANDOLINI Jacopo	FP		1989	4			7	74
11	BINI Giacomo	FP	L	1990	6		4	12	141
12	di FULVIO Andrea	FP		1988	3			6	113
13	VASSALLO Gabriele	GK		1993				1	208
Head Coach		MIRARCHI Maurizio							
Official		GRASSI Giacomo							

ITA Played	
BEL	28 - 1
SRB	8 - 7
BRA	11 - 10
MNE	9 - 13
USA	7 - 6
AUS	8 - 5
HUN	9 - 11

SRB - Serbia (Blue)

Cap No.	Name	Pos	L/R	Year of Birth	Tournament Statistics				
					FG	PG	Assists	Pers. Fouls	Min.
1	ZIVOJINOVIC Stefan	GK		1989			2		163
2	RASOVIC Strahinja	FP		1992	10	2	5	3	150
3	POPOVIC Boris	FP		1990	5		2	5	116
4	MARKOVIC Dusan	FP		1990	7	2	2	9	129
5	MILICIC Milos	FP		1991	3		1	3	105
6	RACKOV Ivan	FP		1989	14		6	3	152
7	MILICEVIC Mihajlo	FP		1993	4			6	62
8	DEDOVIC Nikola	FP		1992	12		3	2	162
9	ASANOVIC Mateja	FP		1995	2		7	2	109
10	VAPENSKI Boris (C)	FP		1990	11		5	6	145
11	STOJCIC Nenad	FP		1993	4		1	4	79
12	VUKSANOVIC Srdan	FP		1992	10	1	4	3	135
13	DRAKSIMOVIC Marko	GK		1987			1		61
Head Coach		STEVANOVIC Uros							
Official		CIRIC Milos							
Official		VUKANOVIC Igor							

SRB Played	
MNE	9 - 5
ITA	7 - 8
USA	9 - 5
BRA	14 - 8
BEL	22 - 2
JPN	15 - 7
RUS	11 - 12

LEGEND									
(C)	Captain	CB	Centre Back	CF	Centre Forward	D	Driver	FG	Field Goals
GK	Goalkeeper	L	Left	L/R	Handedness	Min.	Minutes Played		
Pers.	Personal	PG	Penalty Goals	Pos	Playing position	TO	Time Out		
TWPC	Technical Water Polo Committee								



Match 45

Results

Результаты

ITA 10 - 12 SRB

(1:5, 4:2, 3:2, 2:3)

Referees: SZEKELY Balazs Jozsef (HUN)  
FRANULOVIC Andrej (CRO)

FISU Delegate: VASILEIOU Nikolaos

ITA - Italy (White)

Cap No.	Name	Estimated Time Played	Goals/Shots								AS	TF	ST	BL	SP	Personal Fouls				
			Total	%	A	C	X	5m	PS	CA						20C	20F	2EX	P	EX
1	MUGELLI Luca	16:00																		
2	DAMONTE Luca	19:03	0/5	0.0%	0/2		0/1	0/2			1	3	1							
*3	di SOMMA Alessandro	25:43	3/6	50.0%		1/3	1/1	0/1		1/1			1							
*4	LUONGO Stefano	28:56	3/6	50.0%	2/3		1/1	0/2				2	1		4/4					
5	LANZONI Giacomo	1:53									1									
*6	COPPOLI Francesco	25:34	1/4	25.0%				1/4			1		2					2		
7	STEARDO Davide	2:42																1		
*8	MARZIALI Luca	11:58	1/3	33.3%	1/1	0/2						4						2	2	S
*9	GITTO Matteo	29:42									1							1		
10	MANDOLINI Jacopo	15:29	0/1	0.0%				0/1				3						1		
*11	BINI Giacomo	23:09	2/4	50.0%	2/2			0/2				1	1					1		
12	di FULVIO Andrea	7:51																1		
*13	VASSALLO Gabriele	16:00																		
Totals			10/29	34.5%	5/8	1/5	2/3	1/12		1/1	4	13	5	1	4/4	5	4	2		1
Cap No.	Goalkeepers	Estimated Time Played	Save/Shots								Time Outs		Exclusions with Substitution		Exclusions w/Subst after 4 min.					
			Total	%	A	C	X	5m	PS	CA										
1	MUGELLI Luca		4/9	44.4%	1/2	0/1	1/3	2/3												2
*13	VASSALLO Gabriele		2/9	22.2%	1/4		0/2	1/3												1
Totals			6/18	33.3%	2/6	0/1	1/5	3/6												0

SRB - Serbia (Blue)

Cap No.	Name	Estimated Time Played	Goals/Shots								AS	TF	ST	BL	SP	Personal Fouls				
			Total	%	A	C	X	5m	PS	CA						20C	20F	2EX	P	EX
*1	ZIVOJINOVIC Stefan	32:00										1								
2	RASOVIC Strahinja	11:14									1							2	1	S
*3	POPOVIC Boris	18:14	2/3	66.7%	1/1	1/2						2								
4	MARKOVIC Dusan	22:59	1/2	50.0%				1/2			1	3	3					2		
*5	MILICIC Milos	20:00	1/1	100.0%				1/1				1	2	1						
*6	RACKOV Ivan	12:48	1/1	100.0%			1/1				1				0/1					
7	MILICEVIC Mihajlo	3:37																1		
*8	DEDOVIC Nikola	23:43	0/4	0.0%	0/2		0/1	0/1			1	1		1				2		
9	ASANOVIC Mateja	18:09	1/2	50.0%	1/1			0/1					1					1		
*10	VAPENSKI Boris	20:57	0/2	0.0%	0/1			0/1			1							2		1
11	STOJCIC Nenad	13:31	1/1	100.0%				1/1				4	1	1				1		
*12	VUKSANOVIC Srdan	26:48	5/7	71.4%	2/4		3/3						2		0/3			1		
13	DRAKSIMOVIC Marko																			
Totals			12/23	52.2%	4/9	1/2	4/5	3/7			5	12	9	3	0/4	7	5	2		1
Cap No.	Goalkeepers	Estimated Time Played	Save/Shots								Time Outs		Exclusions with Substitution		Exclusions w/Subst after 4 min.					
			Total	%	A	C	X	5m	PS	CA										
*1	ZIVOJINOVIC Stefan		7/17	41.2%	1/6	3/4	0/2	3/4		0/1										1
13	DRAKSIMOVIC Marko																			1
Totals			7/17	41.2%	1/6	3/4	0/2	3/4		0/1										0



Match 45

Results

Результаты

ITA 10 - 12 SRB

(1:5, 4:2, 3:2, 2:3)


Referees: SZEKELY Balazs Jozsef (HUN)  
FRANULOVIC Andrej (CRO)

FISU Delegate: VASILEIOU Nikolaos

Period	ITA - Italy											SRB - Serbia																	
	Possessions		EX	Goals (G) / Misses (M)								CT	Possessions		EX	Goals (G) / Misses (M)								CT					
	#	Time		X	AA	FT	5mF	PS	#	Time	X		AA	FT		5mF	PS												
Quarter 1	11	4:15				1	3					4			2	7	3:45		1		2	1			2				
Quarter 2	10	4:56				2	2					1			10	3:04		1		1	1					1			
Quarter 3	10	4:21	1	0	1	2	2		1	1	1				8	3:39	1	2	1		2				1				1
Quarter 4	11	4:15				2			3	1					10	3:45				2	2				1	2			
Total	42	17:47	1	2	1	7	7		4	1	7				35	14:13	1	4	1	5	6				3	4			1

Match ITA - SRB														
Possessions		EX	2EX	Goals (G) / Misses (M)								CT		
#	Time			X	AA	FT	5mF	PS	G	M				
77	32:00	2	4	6	2	12	13		4	4	11			3

LEGEND										
#	Number of possessions	%	Efficiency	*	Starting line-up	20C	20 seconds exclusion in the centre forward position			
20F	20 seconds exclusion in the field			2EX	Double Exclusion	5m	5 metre shot	5mF	5m shot in the field	
A	Action shot	AA	All action shots (A, C and CA)			AS	Assists	C	Centre shot	
CA	Counter Attack	CT	Corner Throws	BL	Blocked shots			G	Goals	
EX	Exclusion (S - with substitution, N - with substitution after 4 min.)	P	Penalty	PS	Penalty shot	FT	Free throw	ST	Steals	
M	Misses					SP	Sprint (Won/Sprints)			
TF	Turnover Fouls	TWPC	Technical Water Polo Committee			X	Extra player shot			

Timing and Results provided by  TISSOT





Match 46

Start List

Стартовый список

HUN - RUS

Referees: RICCITELLI Stefano (ITA)  
STAVROPOULOS Nikolaos (GRE)

Goal Judges: MURRAY Martin  
BIANCO Luca

Timekeepers: RODRIGUES Edmundo  
KOMAROVA Ekaterina  
BUBNOVA Tatyana

FISU Delegate: CLEMENCON Jean-Paul

TO Judges: GALIMZYANOVA Olga  
MAVRINA Tamara

Secretaries: MORUSHENKO Maiia  
DMITRIEVA Anastasiia

HUN - Hungary (White)

Cap No.	Name	Pos	L/R	Year of Birth	Tournament Statistics				
					FG	PG	Assists	Pers. Fouls	Min.
1	BISZTRITSANYI David (C)	GK		1987					192
2	KORENYI Balazs	FP		1991	1	2	3	4	105
3	SZENTESI Adam	FP		1991	2		1	4	84
4	HALEK Marton	FP		1990	8		2	10	110
5	SZECSI David	FP		1987	4			15	83
6	KOVACS Gabor	FP		1989	11		4	6	149
7	MEZEI Tamas	FP		1990	8		4	5	133
8	TOTH Marton	FP		1985	15	2	3	8	136
9	ERDELYI Balazs	FP		1990	10	1	4	3	154
10	JUHASZ Zsolt	FP		1985	12		6	3	146
11	CHILKO Marton Bence	FP		1990	5		4	5	112
12	SOMOGYI Balazs	FP		1985	13		6	8	133
13	BARABAS Botond	GK		1991					32
<b>Head Coach</b>		DR. VINCZE Balazs Levente							
<b>Official</b>		BECSEY Peter							
<b>Official</b>		DR. BECK Gyoergy							

HUN Played	
GEO	20 - 3
RUS	8 - 9
AUS	16 - 9
CAN	14 - 3
JPN	13 - 10
USA	12 - 7
ITA	11 - 9

RUS - Russian Fed. (Blue)

Cap No.	Name	Pos	L/R	Year of Birth	Tournament Statistics				
					FG	PG	Assists	Pers. Fouls	Min.
1	KOSTROV Evgeniy	GK	R	1988			1	2	184
2	LAZAREV Nikolay	FP	L	1992	11		13	4	136
3	ODINTSOV Artem	FP	R	1988	8		2	11	122
4	RIZOV-ALENICHEV Aleksei	FP	R	1989	17		6	3	170
5	ZINNATULLIN Albert	FP	R	1990	2			7	110
6	ASHAEV Artem	FP	R	1988	15	1	9	7	147
7	TIMAKOV Vladislav	FP	L	1993	4		1	4	103
8	NAGAEV Ivan	FP	R	1993	13		9	11	144
9	LATYPOV Adel	FP	R	1990	16		3	3	110
10	BUYAK Victor	FP	R	1991	2		1	4	58
11	LISUNOV Sergei (C)	FP	R	1986	9			3	120
12	ANDRUKOV Stepan	FP	R	1991	6		7	11	124
13	KORNEEV Kirill	GK	R	1994			1		40
<b>Head Coach</b>		KARABUTOV Vladimir							
<b>Official</b>		KOZLOV Nikolay							
<b>Official</b>		KOSTIKOV Konstantin							

RUS Played	
CAN	23 - 4
HUN	9 - 8
JPN	13 - 11
AUS	12 - 7
GEO	21 - 3
BRA	14 - 5
SRB	12 - 11

LEGEND									
(C)	Captain	CB	Centre Back	CF	Centre Forward	D	Driver	FG	Field Goals
GK	Goalkeeper	L	Left	L/R	Left Handedness	R	Right	Min.	Minutes Played
Pers.	Personal	PG	Penalty Goals	Pos	Playing position	TO	Time Out		
TWPC	Technical Water Polo Committee								



Match 46

Results

Результаты

HUN 5 - 4 RUS

(1:1, 1:1, 3:1, 0:1)

Referees: RICCITELLI Stefano (ITA)  
STAVROPOULOS Nikolaos (GRE)

FISU Delegate: CLEMENCON Jean-Paul

HUN - Hungary (White)

Cap No.	Name	Estimated Time Played	Goals/Shots								AS	TF	ST	BL	SP	Personal Fouls					
			Total	%	A	C	X	5m	PS	CA						20C	20F	2EX	P	EX	
*1	BISZTRITSANYI David	32:00											1								
2	KORENYI Balazs	9:57											1			0/1				1	
3	SZENTESI Adam	10:15	1/1	100.0%								1/1		1		1					
4	HALEK Marton	14:13	0/5	0.0%	0/1				0/4					1						2	
*5	SZECSI David	14:40	0/1	0.0%					0/1						1					2	
*6	KOVACS Gabor	26:51	0/2	0.0%					0/2				2	1						1	
*7	MEZEI Tamas	20:27	1/3	33.3%					1/2	0/1			3	1						1	
8	TOTH Marton	22:02	1/3	33.3%					1/2	0/1			1	1			0/1			2	
9	ERDELYI Balazs	15:26	1/3	33.3%						0/2			1				1/1			1	
*10	JUHASZ Zsolt	29:09	0/1	0.0%					0/1				3	2	1						
*11	CHILKO Marton Bence	8:52	0/1	0.0%	0/1												0/1				
*12	SOMOGYI Balazs	20:08	1/4	25.0%	0/1				1/3				1	1						1	
13	BARABAS Botond																				
Totals			5/24	20.8%	0/3	1/2	1/2	1/15		2/2			4	12	6	5	1/4			9	2
Cap No.	Goalkeepers	Save/Shots										Time Outs		Exclusions with Substitution		Exclusions w/Subst after 4 min.					
Totals		Total	%	A	C	X	5m	PS	CA												
Totals		14/18	77.8%	5/5	2/2	2/4	5/7														

RUS - Russian Fed. (Blue)

Cap No.	Name	Estimated Time Played	Goals/Shots								AS	TF	ST	BL	SP	Personal Fouls					
			Total	%	A	C	X	5m	PS	CA						20C	20F	2EX	P	EX	
*1	KOSTROV Evgeniy	32:00												1							
2	LAZAREV Nikolay	14:34	0/2	0.0%	0/2									1						1	
*3	ODINTSOV Artem	26:24	0/5	0.0%	0/1				0/1	0/3			1	1							
*4	RIZOV-ALENICHEV Aleksei	32:00	0/2	0.0%	0/1				0/1				2			2/2					
*5	ZINNATULLIN Albert	16:14	2/3	66.7%					1/2	1/1				1						1	
*6	ASHAEV Artem	26:33	0/2	0.0%						0/2			3	2	1						
7	TIMAKOV Vladislav	8:02	0/1	0.0%					0/1				1								
*8	NAGAEV Ivan	30:01	0/9	0.0%	0/2				0/3	0/4					1		1/1				
9	LATYPOV Adel	8:05	1/2	50.0%					1/1				1				0/1				
10	BUYAK Victor	1:59																			
*11	LISUNOV Sergei	25:19	1/2	50.0%					0/1	1/1			4		1						
12	ANDRUKOV Stepan	2:49	0/1	0.0%	0/1															1	
13	KORNEEV Kirill																				
Totals			4/29	13.8%	0/7	0/2	2/7	2/12		0/1			1	10	8	3	3/4			1	2
Cap No.	Goalkeepers	Save/Shots										Time Outs		Exclusions with Substitution		Exclusions w/Subst after 4 min.					
Totals		Total	%	A	C	X	5m	PS	CA												
Totals		9/14	64.3%	2/2	1/2	0/1	6/7		0/2												



Match 46

Results

Результаты

HUN 5 - 4 RUS

(1:1, 1:1, 3:1, 0:1)

Referees: RICCITELLI Stefano (ITA)  
STAVROPOULOS Nikolaos (GRE)

FISU Delegate: CLEMENCON Jean-Paul

Period	HUN - Hungary											RUS - Russian Fed.													
	Possessions		EX	Goals (G) / Misses (M)								CT	Possessions		EX	Goals (G) / Misses (M)								CT	
	#	Time		G	M	G	M	G	M	G	M		G	M		G	M	G	M	G	M				
Quarter 1	10	3:42		0	1	1	1		1		4		1	9	4:18		0	2		2		1	1		1
Quarter 2	10	3:32				1	1		1		4			9	4:28		0	2		2	1				
Quarter 3	9	3:05		1		1	2			1	1		1	11	4:55		1			6			3		3
Quarter 4	7	4:13							1		2			10	3:47		1	1			1		5		1
Total	36	14:32		1	1	3	4		3	1	11		2	39	17:28		2	5		10	1	1	1	9	5

Match HUN - RUS													
Possessions		EX	2EX	Goals (G) / Misses (M)								CT	
#	Time			X	AA	FT	5mF	PS	G	M	G		M
75	32:00			3	6	3	14	1	4	2	20		7

LEGEND									
#	Number of possessions	%	Efficiency	*	Starting line-up	20C	20 seconds exclusion in the centre forward position		
20F	20 seconds exclusion in the field			2EX	Double Exclusion	5m	5 metre shot	5mF	5m shot in the field
A	Action shot	AA	All action shots (A, C and CA)			AS	Assists	C	Centre shot
CA	Counter Attack	CT	Corner Throws	BL	Blocked shots				
EX	Exclusion (S - with substitution, N - with substitution after 4 min.)					FT	Free throw	G	Goals
M	Misses	P	Penalty	PS	Penalty shot	SP	Sprint (Won/Sprints)	ST	Steals
TF	Turnover Fouls	TWPC	Technical Water Polo Committee			X	Extra player shot		

Timing and Results provided by  TISSOT



# Result Book

27th Summer Universiade in Kazan 2013



## Water Polo

Women's





## Team Roster

Состав команд

As of THU 4 JUL 2013

### AUS - Australia

Cap No.	Name	Pos	L/R	Height m / ft in	Weight kg / lbs	Date of Birth	Club
1	RISBY Victoria	GK	R	1.79 / 5'10"	75 / 165	28 JUN 1989	
2	COLENZO Bronte	FP	R	1.83 / 6'0"	78 / 172	27 JAN 1993	
3	ARMIT Elle	FP	R	1.83 / 6'0"	80 / 176	20 AUG 1991	
4	MARTIN Jessica (C)	FP	R	1.77 / 5'10"		4 MAY 1990	
5	CASEY Pascale	FP	R	1.71 / 5'7"	70 / 154	13 FEB 1995	
6	SYMONS Belinda	FP	R	1.81 / 5'11"	77 / 170	6 JUL 1994	
7	SCHMID Maddiso	FP	R	1.72 / 5'8"	60 / 132	11 JAN 1994	
8	COBURN Madeline	FP	R	1.77 / 5'10"	65 / 143	19 FEB 1992	
9	BROWNE Eliesha	FP	R	1.68 / 5'6"	70 / 154	14 SEP 1992	
10	BENSON Emily	FP	R	1.83 / 6'0"	69 / 152	1 FEB 1993	
11	MASEK Ainsley	FP	R	1.78 / 5'10"	68 / 150	30 JAN 1994	
12	KING Olivia	FP	R	1.81 / 5'11"	73 / 161	8 JUL 1992	
13	REID Serena	GK	R	1.75 / 5'9"	68 / 150	16 FEB 1992	


**Head Coach** OSADCHUK Aleksandr  
**Official** RIPPON Melissa

#### NOTES

Number of international matches played, include only FINA and Continental Competitions matches (friendly matches not included).

#### LEGEND

<b>(C)</b> Captain	<b>CB</b> Centre Back	<b>CF</b> Centre Forward	<b>D</b> Driver	<b>GK</b> Goalkeeper
<b>Int'l.</b> International	<b>L/R</b> Handedness			<b>Pos</b> Playing Position
<b>R</b> Right				

Timing and Results provided by  **TISSOT**



## Team Roster

Состав команд

As of THU 4 JUL 2013

### CAN - Canada

Cap No.	Name	Pos	L/R	Height m / ft in	Weight kg / lbs	Date of Birth	Club
1	GAUDREAU Jessica Francine	GK	R	1.71 / 5'7"	66 / 146	18 JUL 1994	
2	McKEE Kelly Blair	FP	R	1.72 / 5'8"	75 / 165	16 JUN 1992	
3	LEKNESS Francis Rae	FP	R	1.80 / 5'11"	75 / 165	12 APR 1994	
4	STEENKAMER Rebekka Katherine	FP	R	1.85 / 6'1"	109 / 240	9 MAR 1993	
5	KOTYLAK Danika Christine	FP	R	1.70 / 5'7"	70 / 154	28 APR 1995	
6	MOLDE Taylor Marie	FP	R	1.73 / 5'8"	61 / 134	18 JUL 1995	
7	TAYLOR Shelby Michelle	FP	R	1.75 / 5'9"	70 / 154	29 JUN 1993	
8	ROBINSON Cara Dawn	FP	R	1.77 / 5'10"	70 / 154	30 APR 1994	
9	SOHI Gurpreet Kaur	FP	R	1.70 / 5'7"	65 / 143	20 JUL 1994	
10	TIELMANN Alexa Danielle	FP	R	1.83 / 6'0"	84 / 185	27 JUN 1994	
11	LEMAY-LAVOIE Elyse	FP	R	1.75 / 5'9"	83 / 183	12 NOV 1994	
12	FOURNIER Shae Chantal (C)	FP	R	1.65 / 5'5"	63 / 139	3 SEP 1992	
13	WRIGHT Claire Dawn	GK	R	1.55 / 5'1"	80 / 176	2 FEB 1994	


**Head Coach** ROBINSON Andrew  
**Official** HART David Andrew  
**Official** LAMOTHE Catherine  
**Official** MITCHELL Justin Michel

#### NOTES

Number of international matches played, include only FINA and Continental Competitions matches (friendly matches not included).

#### LEGEND

**(C)** Captain                      **CB** Centre Back                      **CF** Centre Forward                      **D** Driver                      **GK** Goalkeeper  
**Int'l.** International                      **L/R** Handedness                      **Pos** Playing Position  
**R** Right

Timing and Results provided by  **TISSOT**



## Team Roster

Состав команд

As of THU 4 JUL 2013

### FRA - France

Cap No.	Name	Pos	L/R	Height m / ft in	Weight kg / lbs	Date of Birth	Club
1	COUNIL Lou (C)	GK	R	1.83 / 6'0"	73 / 161	7 NOV 1985	
2	MILLOT Estelle	FP	R	1.64 / 5'5"	63 / 139	21 DEC 1993	
3	BACHELIER Lea	FP	R	1.78 / 5'10"	69 / 152	13 FEB 1993	
4	VALVERDE Clementine	FP	R	1.65 / 5'5"	61 / 134	23 SEP 1992	
5	GUILLET Louise	FP	R	1.73 / 5'8"	62 / 137	31 JAN 1986	
6	CESCA Lucie	FP	R	1.70 / 5'7"	63 / 139	26 NOV 1994	
7	CLOMES Charlaïne	FP	R	1.83 / 6'0"	88 / 194	23 JUL 1993	
8	TARDY Marion	FP	L	1.70 / 5'7"	63 / 139	12 JUL 1993	
9	MAHIEU Geraldine	FP	R	1.88 / 6'2"	76 / 168	15 SEP 1993	
10	SACRE Aurore	FP	R	1.72 / 5'8"	59 / 130	13 APR 1993	
11	CLERC Clemence	FP	R	1.86 / 6'1"	75 / 165	18 FEB 1991	
12	DAULE Audrey	FP	R	1.64 / 5'5"	64 / 141	6 MAY 1993	
13	DERENTY Lorene	GK	R	1.69 / 5'7"	61 / 134	4 SEP 1994	


**Head Coach** SAKELIS Filippos (GRE)  
**Official** DAUSSIN Frederic  
**Official** JACQUEMIN Franck

#### NOTES

Number of international matches played, include only FINA and Continental Competitions matches (friendly matches not included).

#### LEGEND

<b>(C)</b> Captain	<b>CB</b> Centre Back	<b>CF</b> Centre Forward	<b>D</b> Driver	<b>GK</b> Goalkeeper
<b>Int'l.</b> International	<b>L</b> Left	<b>L/R</b> Handedness		
<b>Pos</b> Playing Position	<b>R</b> Right			

Timing and Results provided by  **TISSOT**



## Team Roster

Состав команд

As of THU 4 JUL 2013

### HUN - Hungary

Cap No.	Name	Pos	L/R	Height m / ft in	Weight kg / lbs	Date of Birth	Club
1	GANGL Edina	GK		1.80 / 5'11"	68 / 150	25 JUN 1990	
2	ARKOSY Lilla	FP		1.76 / 5'9"	65 / 143	13 DEC 1990	
3	CSABAI Dora	FP		1.75 / 5'9"	64 / 141	20 APR 1989	
4	KISTELEKI Hanna Anna	FP		1.73 / 5'8"	66 / 146	10 MAR 1991	
5	GEMES Alexa Anett	FP		1.76 / 5'9"	69 / 152	9 JAN 1994	
6	DALMADY Petra	FP		1.77 / 5'10"	67 / 148	6 AUG 1989	
7	DALMADY Szandra Kata	FP		1.76 / 5'9"	70 / 154	18 JUN 1987	
8	POCSI Bianka (C)	FP		1.75 / 5'9"	65 / 143	13 JUL 1990	
9	HEVESI Anita	FP		1.72 / 5'8"	66 / 146	14 JAN 1989	
10	KOCSIS Laura	FP		1.68 / 5'6"	61 / 134	17 JAN 1992	
11	SOMHEGYI Noemi	FP		1.75 / 5'9"	71 / 157	30 APR 1991	
12	ZAJACZ Hanna	FP		1.69 / 5'7"	62 / 137	12 MAY 1993	
13	GUNDL Diana Agnes	GK		1.74 / 5'9"	62 / 137	16 FEB 1991	


**Head Coach** KELEMEN Attila Janos  
**Official** KOCSIS Koppany Peter  
**Official** ROTTLER Antal  
**Official** VARI Attila

#### NOTES

Number of international matches played, include only FINA and Continental Competitions matches (friendly matches not included).

#### LEGEND

<b>(C)</b> Captain	<b>CB</b> Centre Back	<b>CF</b> Centre Forward	<b>D</b> Driver	<b>GK</b> Goalkeeper
<b>Int'l.</b> International	<b>L/R</b> L/R Handedness			<b>Pos</b> Playing Position

Timing and Results provided by  **TISSOT**





## Team Roster

Состав команд

As of THU 4 JUL 2013

### ITA - Italy

Cap No.	Name	Pos	L/R	Height m / ft in	Weight kg / lbs	Date of Birth	Club
1	GORLERO Giulia	GK	R	1.82 / 6'0"	72 / 159	26 SEP 1990	
2	BARTOLINI Giulia	FP	R	1.80 / 5'11"	62 / 137	22 JAN 1990	
3	VERDUCCI Martina	FP	R	1.65 / 5'5"	59 / 130	1 JUL 1993	
4	GIACHI Gloria	FP	R	1.75 / 5'9"	70 / 154	15 MAR 1991	
5	SAVIOLI Martina	FP	R	1.70 / 5'7"	61 / 134	6 SEP 1990	
6	MILLO Alessia	FP	R	1.70 / 5'7"	59 / 130	18 NOV 1993	
7	SAVIOLI Ilaria	FP	R	1.70 / 5'7"	62 / 137	6 SEP 1990	
8	MOTTA Silvia (C)	FP	R	1.75 / 5'9"	67 / 148	31 JAN 1988	
9	VERDE Medea	FP	R	1.75 / 5'9"	83 / 183	28 FEB 1991	
10	BENCARDINO Martina	FP	R		67 / 148	31 AUG 1987	
11	DROCCO Laura	FP	R	1.70 / 5'7"	58 / 128	21 FEB 1987	
12	BARZON Laura	FP	R	1.75 / 5'9"	72 / 159	14 MAY 1992	
13	TEANI Laura	GK	R	1.70 / 5'7"	68 / 150	13 MAR 1991	


**Head Coach** CAPANNA Marco  
**Official** CASTELLI Arnaldo  
**Official** GRASSI Giacomo  
**Official** MIRARCHI Maurizio

#### NOTES

Number of international matches played, include only FINA and Continental Competitions matches (friendly matches not included).

#### LEGEND

<b>(C)</b> Captain	<b>CB</b> Centre Back	<b>CF</b> Centre Forward	<b>D</b> Driver	<b>GK</b> Goalkeeper
<b>Int'l.</b> International	<b>L/R</b> Handedness			<b>Pos</b> Playing Position
<b>R</b> Right				

Timing and Results provided by  **TISSOT**



## Team Roster

Состав команд

As of THU 4 JUL 2013

### JPN - Japan

Cap No.	Name	Pos	L/R	Height m / ft in	Weight kg / lbs	Date of Birth	Club
1	MIURA Rikako (C)	GK	R	1.71 / 5'7"	62 / 137	13 OCT 1989	
2	HASHIMOTO Minori	FP	R	1.67 / 5'6"	60 / 132	6 AUG 1993	
3	OGAWA Saki	FP	R	1.65 / 5'5"	56 / 123	23 MAY 1989	
4	TAKAHASHI Ayaka	FP	R	1.74 / 5'9"	74 / 163	28 MAY 1992	
5	NAKATA Moe	FP	R	1.60 / 5'3"	58 / 128	2 JUN 1991	
6	KANNO Yumi	FP	R	1.66 / 5'5"	78 / 172	13 JUN 1989	
7	KOJO Yumi	FP	R	1.63 / 5'4"	57 / 126	16 SEP 1992	
8	KAKIICHI Erina	FP	R	1.60 / 5'3"	57 / 126	24 JUL 1991	
9	TANAKA Ayaho	FP	R	1.61 / 5'3"	55 / 121	9 OCT 1991	
10	MORI Tsubasa	FP	L	1.62 / 5'4"	57 / 126	18 OCT 1991	
11	SUGIYAMA Midori	FP	R	1.66 / 5'5"	69 / 152	17 SEP 1992	
12	HASHIGUCHI Mitsuki	FP	R	1.61 / 5'3"	57 / 126	14 FEB 1994	
13	AOKI Miyuu	GK	R	1.71 / 5'7"	61 / 134	8 JUL 1993	


**Head Coach** FUJIWARA Hidenori  
**Official** ENOMOTO Itaru  
**Official** OI Keiji  
**Official** OMOTO Yoji

#### NOTES

Number of international matches played, include only FINA and Continental Competitions matches (friendly matches not included).

#### LEGEND

**(C)** Captain                      **CB** Centre Back                      **CF** Centre Forward                      **D** Driver                      **GK** Goalkeeper  
**Int'l.** International                      **L** Left                      **L/R** Handedness  
**Pos** Playing Position                      **R** Right

Timing and Results provided by  **TISSOT**



## Team Roster

Состав команд

As of THU 4 JUL 2013

### RUS - Russian Fed.

Cap No.	Name	Pos	L/R	Height m / ft in	Weight kg / lbs	Date of Birth	Club
1	USTUKHINA Anna	GK	R	1.77 / 5'10"	69 / 152	18 MAR 1989	
2	ANTONOVA Diana	FP	R	1.73 / 5'8"	60 / 132	17 JAN 1993	
3	PROKOFYEVA Ekaterina	FP	R	1.76 / 5'9"	67 / 148	13 MAR 1991	
4	KARIMOVA Elvina	FP	R	1.66 / 5'5"	62 / 137	25 MAR 1994	
5	ANTONOVA Alexandra	FP	L	1.75 / 5'9"	67 / 148	22 DEC 1991	
6	PERFILIEVA Nataliya	FP	R	1.71 / 5'7"	61 / 134	16 MAY 1995	
7	LISUNOVA Ekaterina	FP	R	1.75 / 5'9"	65 / 143	10 JUN 1989	
8	GRINEVA Anna	FP	R	1.86 / 6'1"	85 / 187	31 JAN 1988	
9	ZELENTSOVA Ekaterina	FP	R	1.72 / 5'8"	63 / 139	29 JAN 1991	
10	BELIAEVA Olga	FP	R	1.76 / 5'9"	72 / 159	18 MAR 1985	
11	IVANOVA Evgeniya (C)	FP	R	1.76 / 5'9"	67 / 148	26 JUL 1987	
12	KRIMER Ksenia	FP	R	1.84 / 6'0"	85 / 187	19 JUL 1992	
13	KARNAUKH Anna	GK	R	1.73 / 5'8"	65 / 143	31 AUG 1993	


**Head Coach** NAKORAYKOV Mikhail  
**Official** BEREZIN Vladimir  
**Official** KOSTIKOV Konstantin  
**Official** OGORODNIKOV Alexandr

#### NOTES

Number of international matches played, include only FINA and Continental Competitions matches (friendly matches not included).

#### LEGEND

**(C)** Captain      **CB** Centre Back      **CF** Centre Forward      **D** Driver      **GK** Goalkeeper  
**Int'l.** International      **L** Left      **L/R** Handedness  
**Pos** Playing Position      **R** Right

Timing and Results provided by  **TISSOT**



## Team Roster

Состав команд

As of THU 4 JUL 2013

### USA - United States

Cap No.	Name	Pos	L/R	Height m / ft in	Weight kg / lbs	Date of Birth	Club
1	MENZ Kathleen	GK	R	1.76 / 5'9"	68 / 150	28 JUL 1994	
2	HALE Melissa	FP	R	1.82 / 6'0"	79 / 174	19 JUL 1993	
3	SMILEY Sierra	FP	R	1.56 / 5'1"	74 / 163	9 MAR 1994	
4	BAKER Christin	FP	R	1.77 / 5'10"	72 / 159	26 OCT 1993	
5	SCHROEDER Tiera	FP	R	1.74 / 5'9"	65 / 143	21 JAN 1993	
6	YOUNG Ashley (C)	FP	R	1.70 / 5'7"	66 / 146	24 FEB 1992	
7	MUTAFYAN Stephanie	FP	R	1.74 / 5'9"	61 / 134	2 JUN 1995	
8	LOUGHLIN Emily	FP	R	1.85 / 6'1"	86 / 190	17 FEB 1995	
9	SMITH Meagan	FP	R	1.80 / 5'11"	65 / 143	31 DEC 1993	
10	GAMES Brigitta	FP	R	1.86 / 6'1"	112 / 247	9 FEB 1995	
11	VOWELL Brooke	FP	L	1.56 / 5'1"	84 / 185	28 NOV 1994	
12	WILLIAMS Victoria	FP	R	1.83 / 6'0"	72 / 159	11 JUN 1993	
13	ROLAND Kelsey	GK	R	1.83 / 6'0"	77 / 170	1 DEC 1995	


**Head Coach** CORSO Richard  
**Official** CASLIN Ann  
**Official** FLESHER Matthew  
**Official** GORE Erin

#### NOTES

Number of international matches played, include only FINA and Continental Competitions matches (friendly matches not included).

#### LEGEND

**(C)** Captain                      **CB** Centre Back                      **CF** Centre Forward                      **D** Driver                      **GK** Goalkeeper  
**Int'l.** International                      **L** Left                      **L/R** Handedness  
**Pos** Playing Position                      **R** Right

Timing and Results provided by  **TISSOT**



## Tournament Summary

Итоговые результаты турнира

As of TUE 16 JUL 2013

### Preliminary Round

Group A						Matches				Goals			Class. Points
Rank		RUS	CAN	ITA	JPN	Played	Won	Lost	Ties	For	Against	Diff.	
1	RUS		24 - 4	19 - 11	24 - 5	3	3	0	0	67	20	+47	6
2	CAN	4 - 24		11 - 10	13 - 7	3	2	1	0	28	41	-13	4
3	ITA	11 - 19	10 - 11		14 - 6	3	1	2	0	35	36	-1	2
4	JPN	5 - 24	7 - 13	6 - 14		3	0	3	0	18	51	-33	0

Group B						Matches				Goals			Class. Points
Rank		HUN	AUS	FRA	USA	Played	Won	Lost	Ties	For	Against	Diff.	
1	HUN		10 - 6	8 - 8	12 - 5	3	2	0	1	30	19	+11	5
2	AUS	6 - 10		11 - 9	6 - 6	3	1	1	1	23	25	-2	3
3	FRA	8 - 8	9 - 11		7 - 5	3	1	1	1	24	24	0	3
4	USA	5 - 12	6 - 6	5 - 7		3	0	2	1	16	25	-9	1

Date	Start Time	Phase	Match No.	Teams	Result	Medal	Rank	Team
FRI 12 JUL	15:30	Quarterfinal Round	14	CAN - FRA	9 - 8	<b>Gold</b> <b>Silver</b> <b>Bronze</b>	1	RUS - Russian Fed.
	17:00	Quarterfinal Round	15	ITA - AUS	13 - 7		2	HUN - Hungary
	18:30	Quarterfinal Round	16	JPN - HUN	5 - 16		3	ITA - Italy
	20:00	Quarterfinal Round	13	RUS - USA	20 - 7		4	CAN - Canada
SUN 14 JUL	15:30	Classification 5th/8th	17	USA - AUS	5 - 9		5	AUS - Australia
	17:00	Classification 5th/8th	18	FRA - JPN	4 - 10		6	JPN - Japan
	18:30	Semifinal Round	19	RUS - ITA	14 - 7		7	FRA - France
	20:00	Semifinal Round	20	CAN - HUN	6 - 7		8	USA - United States
TUE 16 JUL	15:00	Classification 5th/8th Round (7th/8th Place)	21	USA - FRA	8 - 9			
	16:30	Classification 5th/8th Round (5th/6th Place)	22	AUS - JPN	12 - 6			
	18:00	Final Round (Bronze Medal Match)	23	ITA - CAN	6 - 5			
	19:45	Final Round (Gold Medal Match)	24	RUS - HUN	18 - 11			



## Tournament Summary

Итоговые результаты турнира

As of TUE 16 JUL 2013

### Final Rounds

### Final Standings


Quarterfinal Round	Semifinal Round	Final Round	Final Standings
<b>RUS</b>			
Quarterfinal Match 13, FRI 12 JUL <b>USA</b>	<b>RUS 20-7</b>		
<b>ITA</b>	Semifinal Match 19, SUN 14 JUL	<b>RUS 14-7</b>	
Quarterfinal Match 15, FRI 12 JUL <b>AUS</b>	<b>ITA 13-7</b>		
<b>CAN</b>		Gold Medal Match Match 24, TUE 16 JUL	<b>RUS 18-11</b>
Quarterfinal Match 14, FRI 12 JUL <b>FRA</b>	<b>CAN 9-8</b>		<b>1 RUS - Russian Fed.</b> <b>2 HUN - Hungary</b>
<b>JPN</b>	Semifinal Match 20, SUN 14 JUL	<b>HUN 7-6</b>	
Quarterfinal Match 16, FRI 12 JUL <b>HUN</b>	<b>HUN 16-5</b>		
		<b>ITA</b>	
		Bronze Medal Match Match 23, TUE 16 JUL <b>CAN</b>	<b>ITA 6-5</b>
			<b>3 ITA - Italy</b> <b>4 CAN - Canada</b>

### Classification 5th/8th Place

<b>USA</b>			
Classification 5th/8th Place Match 17, SUN 14 JUL <b>AUS</b>	<b>AUS 9-5</b>		
<b>FRA</b>		Classification 5th/6th Place Match 22, TUE 16 JUL	<b>AUS 12-6</b>
Classification 5th/8th Place Match 18, SUN 14 JUL <b>JPN</b>	<b>JPN 10-4</b>		<b>5 AUS - Australia</b> <b>6 JPN - Japan</b>
	<b>USA</b>		
	Classification 7th/8th Place Match 21, TUE 16 JUL <b>FRA</b>	<b>FRA 9-8</b>	<b>7 FRA - France</b> <b>8 USA - United States</b>

#### LEGEND

Class. Classification      Diff. Difference

Timing and Results provided by  **TISSOT**

## Cumulative Statistics

Суммарная статистика

### AUS - Australia After 6 matches

#### Preliminary Round

Cap No.	Name	MP	Min.	Goals/Shots								AS	TF	ST	BL	SP	Personal Fouls										
				Total	%	A	C	X	5m	PS	CA						20C	20F	2EX	P	EX						
1	RISBY Victoria	3	56																								
2	COLENZO Bronte	3	61	2/9	22.2%	0/1	0/2	1/4	1/2														4				
3	ARMIT Elle	3	66	5/13	38.5%	0/1	2/2	3/5	0/4				1	9	1	4					4	2		1	1		
4	MARTIN Jessica	3	51	2/10	20.0%	0/1	1/8	1/1					1	7	1	1							2		1		
5	CASEY Pascale	3	38	0/1	0.0%		0/1										1/1						1				
6	SYMONS Belinda	3	39	3/8	37.5%	1/2	2/5		0/1					5									2				
7	SCHMID Maddiso	3	75	3/14	21.4%	1/2	1/2	1/4	0/5				1	3	8		7/8				1	1		1	1		
8	COBURN Madeline	3	59	1/11	9.1%	0/5		0/2	1/4				1	3	1		2/2						1				
9	BROWNE Eliesha	3	37	0/3	0.0%	0/3							1	2													
10	BENSON Emily	3	57	3/9	33.3%	1/2		0/2	2/5					3	3	1						1	2		1		
11	MASEK Ainsley	3	27	0/1	0.0%	0/1								1	1	1											
12	KING Olivia	3	66	4/15	26.7%	1/4	0/2	2/4	1/5								1/1						4				
13	REID Serena	3	40	0/1	0.0%				0/1																		
Totals				23/95	24.2%	4/22	6/22	8/22	5/27					5	35	22	10	11/12					10	15		3	3
Against				25/84	29.8%	4/15	4/7	8/12	6/45	3/3	0/2			6	38	21	4	1/12					13	10			

Cap No.	Goalkeepers	Save/Shots							
		Total	%	A	C	X	5m	PS	CA
1	RISBY Victoria	8/24	33.3%	1/3	1/5	1/4	5/9	0/3	
13	REID Serena	11/20	55.0%	1/3		1/6	8/10		1/1
Totals		19/44	43.2%	2/6	1/5	2/10	13/19	0/3	1/1

Time Outs	5
Exclusions with Substitution	3
Exclusions w/Subst after 4 min.	0

Match	Possessions		EX	2EX	Goals (G) / Misses (M)										CT									
	#	Time			X	AA	FT	5mF	PS															
	G	M	G	M	G	M	G	M	G	M	G	M												
AUS - FRA	41	15:25	1		5	1	5	14			1	7												
AUS - HUN	49	16:40	1		2	8	2	16		1	2	6												1
AUS - USA	40	14:01	1		1	5	3	6		1	2	7												2
Totals	130	46:06	3		8	14	10	36		2	5	20												3

#### Final Rounds

Cap No.	Name	MP	Min.	Goals/Shots								AS	TF	ST	BL	SP	Personal Fouls										
				Total	%	A	C	X	5m	PS	CA						20C	20F	2EX	P	EX						
1	RISBY Victoria	3	56	0/1	0.0%				0/1																		
2	COLENZO Bronte	3	57	4/12	33.3%	1/4	0/1	2/5	0/1	1/1			2	3	1								1				
3	ARMIT Elle	3	50	4/12	33.3%	1/3	2/3	0/1	1/3	0/1	0/1		3	7	5	1							3		1		
4	MARTIN Jessica	3	48	2/7	28.6%		2/6		0/1					6									2				
5	CASEY Pascale	3	46	1/3	33.3%	0/2	1/1						1	2	1		2/3						2		1		
6	SYMONS Belinda	3	49	3/7	42.9%	0/1	2/5						1	8	1								2				
7	SCHMID Maddiso	3	74	3/11	27.3%	2/4	0/1	0/2	1/4				1	6	6	1	9/9					2	1			1	
8	COBURN Madeline	3	45	2/6	33.3%			1/1	1/5					1	3												
9	BROWNE Eliesha	3	46	1/2	50.0%	0/1							1	1	2							2	1				
10	BENSON Emily	3	48	2/8	25.0%	0/1		1/1	1/6				1	6	2	1						1					
11	MASEK Ainsley	3	49	0/1	0.0%	0/1								4	2							1					
12	KING Olivia	3	65	6/15	40.0%	2/4	0/1	2/3	1/6	1/1				2	10	1						3					
13	REID Serena	3	40																								
Totals				28/85	32.9%	6/21	7/18	6/13	5/27	2/3	2/3			10	50	34	4	11/12					13	9		1	1
Against				24/70	34.3%	7/25	0/2	4/11	7/23	0/1	6/8			14	53	28	5	1/12					9	11		2	

Cap No.	Goalkeepers	Save/Shots							
		Total	%	A	C	X	5m	PS	CA
1	RISBY Victoria	15/30	50.0%	4/6	1/1	3/5	4/11	1/1	2/6
13	REID Serena	5/14	35.7%	2/7		0/2	3/3		0/2
Totals		20/44	45.5%	6/13	1/1	3/7	7/14	1/1	2/8

Time Outs	4
Exclusions with Substitution	1
Exclusions w/Subst after 4 min.	0

Match	Possessions		EX	2EX	Goals (G) / Misses (M)										CT											
	#	Time			X	AA	FT	5mF	PS																	
	G	M	G	M	G	M	G	M	G	M	G	M														
ITA - AUS	45	16:08	1		3	4	2	9		1	1	10	1	1											5	
USA - AUS	40	16:21			0	2	7	7		2	2	5														
AUS - JPN	50	16:54			3	1	6	11		2	2	2	1												4	
Totals	135	49:23	1		6	7	15	27		5	5	17	1												9	



## Cumulative Statistics

Суммарная статистика

### AUS - Australia

After 6 matches

#### Overall (Preliminary + Final Rounds)

Cap No.	Name	MP	Min.	Goals/Shots								AS	TF	ST	BL	SP	Personal Fouls											
				Total	%	A	C	X	5m	PS	CA						20C	20F	2EX	P	EX							
1	RISBY Victoria	6	112	0/1	0.0%					0/1																		
2	COLENZO Bronte	6	118	6/21	28.6%	1/5	0/3	3/9	1/3	1/1																		
3	ARMIT Elle	6	115	9/25	36.0%	1/4	4/5	3/6	1/7	0/1	0/2																	
4	MARTIN Jessica	6	99	4/17	23.5%	0/1	3/14	1/1	0/1																			
5	CASEY Pascalle	6	85	1/4	25.0%	0/2	1/2																					
6	SYMONS Belinda	6	87	6/15	40.0%	1/3	4/10		0/1		1/1																	
7	SCHMID Maddiso	6	149	6/25	24.0%	3/6	1/3	1/6	1/9		0/1																	
8	COBURN Madeline	6	105	3/17	17.6%	0/5		1/3	2/9																			
9	BROWNE Eliesha	6	82	1/5	20.0%	0/4					1/1																	
10	BENSON Emily	6	105	5/17	29.4%	1/3		1/3	3/11																			
11	MASEK Ainsley	6	76	0/2	0.0%	0/2																						
12	KING Olivia	6	131	10/30	33.3%	3/8	0/3	4/7	2/11	1/1																		
13	REID Serena	6	80	0/1	0.0%				0/1																			
Totals				51/180	28.3%	10/43	13/40	14/35	10/54	2/3	2/5																	
Against				49/154	31.8%	11/40	4/9	12/23	13/68	3/4	6/10																	
Cap No.	Goalkeepers	Save/Shots										Time Outs																
		Total	%	A	C	X	5m	PS	CA	20C	20F	2EX	P	EX														
1	RISBY Victoria	23/54	42.6%	5/9	2/6	4/9	9/20	1/4	2/6																			9
13	REID Serena	16/34	47.1%	3/10		1/8	11/13		1/3																			4
Totals		39/88	44.3%	8/19	2/6	5/17	20/33	1/4	3/9																			0

Time Outs	9
Exclusions with Substitution	4
Exclusions w/Subst after 4 min.	0

Match	Possessions		EX	2EX	Goals (G) / Misses (M)										CT													
	#	Time			X		AA		FT		5mF		PS															
					G	M	G	M	G	M	G	M	G	M														
Totals	265	1:35:29	4		14	21	25	63		7	10	37	1															12

LEGEND									
#	Number of possessions	%	Efficiency	20C	20 seconds exclusion in the centre forward position				
20F	20 seconds exclusion in the field			2EX	Double Exclusion	5m	5 metre shot	5mF	5m shot in the field
A	Action shot	AA	All action shots (A, C and CA)	AS	Assists	BL	Blocked shots		
C	Centre shot	CA	Counter attack	CT	Corner Throws	EX	Exclusion	FT	Free throw
G	Goals	M	Misses	Min.	Minutes played	MP	Matches played	P	Penalty
PS	Penalty shot	SP	Sprint (Won/Sprints)	ST	Steals	TF	Turnover Fouls	X	Extra player shot

Timing and Results provided by



## Cumulative Statistics

Суммарная статистика

### CAN - Canada After 6 matches

#### Preliminary Round

Cap No.	Name	MP	Min.	Goals/Shots								AS	TF	ST	BL	SP	Personal Fouls								
				Total	%	A	C	X	5m	PS	CA						20C	20F	2EX	P	EX				
1	GAUDREAULT Jessica Francine	3	64										1												
2	McKEE Kelly Blair	3	73	5/7	71.4%	2/2		0/1	2/3	1/1		4		5	1			3							
3	LEKNESS Francis Rae	3	50	1/8	12.5%		1/3	0/2	0/3				9		1		2	1							
4	STEENKAMER Rebekka Katherine	3	37	2/4	50.0%		1/2	1/2					11		1		1	3							
5	KOTYLAK Danika Christine	3	33	2/3	66.7%	0/1		1/1					2	4							1				
6	MOLDE Taylor Marie	3	50	1/2	50.0%	1/2						1	2	1		0/1	1	2							
7	TAYLOR Shelby Michelle	3	39	1/3	33.3%				1/3				2	3	2		1	2							
8	ROBINSON Cara Dawn	3	69	0/4	0.0%	0/2	0/1		0/1				2	5		4/6	1	1							
9	SOHI Gurpreet Kaur	3	44	3/10	30.0%	1/1	1/1	1/3	0/4	0/1		2	1		1/5	1	1								
10	TIELMANN Alexa Danielle	3	43	3/7	42.9%		2/5	1/2					11	1											
11	LEMAY-LAVOIE Elyse	3	60	1/7	14.3%	0/2	1/2		0/3			3	4	4	2		2	2						1	
12	FOURNIER Shae Chantal	3	77	9/22	40.9%	5/9	1/1	2/8	1/3	0/1		2	9	5	4								1		
13	WRIGHT Claire Dawn	3	32	0/1	0.0%				0/1				2												
Totals				28/78	35.9%	9/19	7/15	6/19	4/21	1/3	1/1	13	58	28	12	5/12	11	15					2	1	
Against				41/98	41.8%	10/25	3/10	12/16	10/39	2/2	4/6	20	41	26	7	7/12	11	10					3		
Cap No.	Goalkeepers	Save/Shots										Time Outs													
		Total	%	A	C	X	5m	PS	CA	Exclusions with Substitution	Exclusions w/Subst after 4 min.														
1	GAUDREAULT Jessica Francine	17/34	50.0%	3/9	1/1	1/7	10/14	0/1	2/2															5	
13	WRIGHT Claire Dawn	5/29	17.2%	2/6	2/5	0/6	1/7	0/1	0/4																1
Totals		22/63	34.9%	5/15	3/6	1/13	11/21	0/2	2/6																0

Match	Possessions		EX	2EX	Goals (G) / Misses (M)										CT
	#	Time			X		AA		FT		5mF		PS		
					G	M	G	M	G	M	G	M	G	M	
ITA - CAN	44	15:12	1		1	6	6	7			4	7		1	2
RUS - CAN	49	17:20			0	6	4	6				8		1	1
CAN - JPN	43	15:11			5	1	7	5			2	1			
Totals	136	47:43	1		6	13	17	18			4	17	1		3

#### Final Rounds

Cap No.	Name	MP	Min.	Goals/Shots								AS	TF	ST	BL	SP	Personal Fouls								
				Total	%	A	C	X	5m	PS	CA						20C	20F	2EX	P	EX				
1	GAUDREAULT Jessica Francine	3	48																						
2	McKEE Kelly Blair	3	95	4/16	25.0%	0/2	1/1		2/12	1/1		2	3	4	6			4	1						
3	LEKNESS Francis Rae	3	46	4/10	40.0%	0/2	4/7	0/1					7	1											
4	STEENKAMER Rebekka Katherine	3	40	1/3	33.3%		1/3						8	1			1	2							
5	KOTYLAK Danika Christine	3	13	0/1	0.0%				0/1				1		1										
6	MOLDE Taylor Marie	3	37	0/3	0.0%	0/2			0/1							0/1									
7	TAYLOR Shelby Michelle	3	30	0/4	0.0%	0/2			0/2					1											
8	ROBINSON Cara Dawn	3	75	1/7	14.3%	1/3			0/4							3/8	4	1							
9	SOHI Gurpreet Kaur	3	81	2/15	13.3%	2/9		0/1	0/4			2	3	1		0/3	4	1							
10	TIELMANN Alexa Danielle	3	32	1/4	25.0%		1/4		0/4			1	6	2	2		1	3							
11	LEMAY-LAVOIE Elyse	3	31										4												
12	FOURNIER Shae Chantal	3	95	7/21	33.3%	1/5		1/5	4/10			1	4	8	5		1	1							
13	WRIGHT Claire Dawn	3	48									1		3											
Totals				20/84	23.8%	4/25	7/15	1/7	6/34	1/1	1/2	7	42	25	14	3/12	13	10							
Against				21/92	22.8%	1/17	3/11	9/16	7/45		1/3	12	36	19	6	9/12	8	2					1	1	
Cap No.	Goalkeepers	Save/Shots										Time Outs													
		Total	%	A	C	X	5m	PS	CA	Exclusions with Substitution	Exclusions w/Subst after 4 min.														
1	GAUDREAULT Jessica Francine	9/23	39.1%	3/3	2/4	0/6	4/10																	4	
13	WRIGHT Claire Dawn	16/23	69.6%	4/5	0/1	2/5	8/9		2/3															0	
Totals		25/46	54.3%	7/8	2/5	2/11	12/19		2/3																0

Match	Possessions		EX	2EX	Goals (G) / Misses (M)										CT									
	#	Time			X		AA		FT		5mF		PS											
					G	M	G	M	G	M	G	M	G	M										
CAN - FRA	39	14:43			0	1	8	8			1	10												
CAN - HUN	48	16:32			0	2	3	16			2	2	7	1										3
ITA - CAN	39	14:52			1	3	1	6			3	9												1
Totals	126	46:07			1	6	12	30			2	6	26											4

## Cumulative Statistics

Суммарная статистика

### CAN - Canada After 6 matches

#### Overall (Preliminary + Final Rounds)

Cap No.	Name	MP	Min.	Goals/Shots								AS	TF	ST	BL	SP	Personal Fouls								
				Total	%	A	C	X	5m	PS	CA						20C	20F	2EX	P	EX				
1	GAUDREault Jessica Francine	6	112										1			4									
2	McKEE Kelly Blair	6	168	9/23	39.1%	2/4	1/1	0/1	4/15	2/2			6	3	8	7		7	1						
3	LEKNESs Francis Rae	6	96	5/18	27.8%	0/2	5/10	0/3	0/3					16	1	1		2	1						
4	STEENKAMER Rebekka Katherine	6	77	3/7	42.9%		2/5	1/2						19	1	1		2	5						
5	KOTYLAK Danika Christine	6	46	2/4	50.0%	0/1		1/1	0/1		1/1			3	4	1						1			
6	MOLDE Taylor Marie	6	88	1/5	20.0%	1/4			0/1				1	2	1		0/2	1	2						
7	TAYLOR Shelby Michelle	6	69	1/7	14.3%	0/2			1/5					2	4	2		3	2						
8	ROBINSON Cara Dawn	6	144	1/11	9.1%	1/5	0/1		0/5				2	5	6		7/14	5	2						
9	SOHI Gurpreet Kaur	6	125	5/25	20.0%	3/10	1/1	1/4	0/8	0/1	0/1		3	7	2	3	1/8	1	4						
10	TIELMANN Alexa Danielle	6	75	4/11	36.4%		3/9	1/2						15	1				5						
11	LEMAY-LAVOIE Elyse	6	92	1/7	14.3%	0/2	1/2		0/3				4	4	5	2		2	2					1	
12	FOURNIER Shae Chantal	6	172	16/43	37.2%	6/14	1/1	3/13	5/13	0/1	1/1		3	13	13	9		1	1			1			
13	WRIGHT Claire Dawn	6	80	0/1	0.0%				0/1					2	3										
Totals				48/162	29.6%	13/44	14/30	7/26	10/55	2/4	2/3		20	100	53	26	8/24	24	25			2		1	
Against				62/190	32.6%	11/42	6/21	21/32	17/84	2/2	5/9		32	77	45	13	16/24	19	12			4		1	

Cap No.	Goalkeepers	Save/Shots							
		Total	%	A	C	X	5m	PS	CA
1	GAUDREault Jessica Francine	26/57	45.6%	6/12	3/5	1/13	14/24	0/1	2/2
13	WRIGHT Claire Dawn	21/52	40.4%	6/11	2/6	2/11	9/16	0/1	2/7
Totals		47/109	43.1%	12/23	5/11	3/24	23/40	0/2	4/9


  

Time Outs		9
Exclusions with Substitution		1
Exclusions w/Subst after 4 min.		0

Match	Possessions		EX	2EX	Goals (G) / Misses (M)								CT	
	#	Time			X		AA		FT		5mF			PS
	G	M	G	M	G	M	G	M	G	M	G	M		
Totals	262	1:33:50	1		7	19	29	48		2	10	43		7

LEGEND									
#	Number of possessions	%	Efficiency	20C	20 seconds exclusion in the centre forward position				
20F	20 seconds exclusion in the field			2EX	Double Exclusion	5m	5 metre shot	5mF	5m shot in the field
A	Action shot	AA	All action shots (A, C and CA)	AS	Assists	BL	Blocked shots		
C	Centre shot	CA	Counter attack	CT	Corner Throws	EX	Exclusion	FT	Free throw
G	Goals	M	Misses	Min.	Minutes played	MP	Matches played	P	Penalty
PS	Penalty shot	SP	Sprint (Won/Sprints)	ST	Steals	TF	Turnover Fouls	X	Extra player shot

Timing and Results provided by  **TISSOT**

## Cumulative Statistics

Суммарная статистика

### FRA - France After 6 matches

#### Preliminary Round

Cap No.	Name	MP	Min.	Goals/Shots								AS	TF	ST	BL	SP	Personal Fouls												
				Total	%	A	C	X	5m	PS	CA						20C	20F	2EX	P	EX								
1	COUNIL Lou	3	96	0/2	0.0%					0/2																			
2	MILLOT Estelle	3	72	1/5	20.0%	1/1				0/4			1	1	2										1	1			
3	BACHELIER Lea	3	43	1/6	16.7%	0/1				1/5						1										1			
4	VALVERDE Clementine	3	60	1/6	16.7%	1/2		0/1		0/3								2/3							1	3			
5	GUILLET Louise	3	87	9/27	33.3%	0/2	2/4	3/3		4/17								1/1							1	1			
6	CESCA Lucie	3	5																										
7	CLOMES Charline	3	63	8/17	47.1%	1/1		5/8		2/8																	4		
8	TARDY Marion	3	73	2/10	20.0%	0/1		1/2		1/7			1	1													1		
9	MAHIEU Geraldine	3	42	0/1	0.0%		0/1																				1		
10	SACRE Aurore	3	21	1/3	33.3%	1/1				0/2							0/1												
11	CLERC Clemence	3	63	1/5	20.0%	0/2	0/2			1/1							1/1									1			
12	DAULE Audrey	3	47	0/6	0.0%	0/1				0/5			1	2	2	1	1/6									3			
13	DERENTY Lorene	3																											
Totals				24/88	27.3%	4/12	2/7	9/14	9/54		0/1			3	30	16	8	5/12	10	8								1	
Against				24/92	26.1%	8/29	5/16	6/13	4/30	1/1	0/3			5	28	14	12	7/12	13	10									4

Cap No.	Goalkeepers	Save/Shots								Time Outs	Exclusions with Substitution	Exclusions w/Subst after 4 min.	
		Total	%	A	C	X	5m	PS	CA				
1	COUNIL Lou	32/56	57.1%	12/20	7/12	3/9	8/12	0/1	2/2		4	0	0
13	DERENTY Lorene												
Totals		32/56	57.1%	12/20	7/12	3/9	8/12	0/1	2/2				

Match	Possessions		EX	2EX	Goals (G) / Misses (M)										CT												
	#	Time			X		AA		FT		5mF		PS														
					G	M	G	M	G	M	G	M	G	M													
AUS - FRA	40	16:35			2	1	4	4		2	3	15															
USA - FRA	41	17:17			4	4	1	2	1	2	1	10															
FRA - HUN	37	18:14			3		1	8		1	4	15														1	
Totals	118	52:06			9	5	6	14	1	5	8	40															1

#### Final Rounds

Cap No.	Name	MP	Min.	Goals/Shots								AS	TF	ST	BL	SP	Personal Fouls												
				Total	%	A	C	X	5m	PS	CA						20C	20F	2EX	P	EX								
1	COUNIL Lou	3	102																										
2	MILLOT Estelle	3	73	4/16	25.0%	1/3		2/4		1/9			1	1	3											1	2	1	
3	BACHELIER Lea	3	64	1/9	11.1%			0/2		1/7			1	5	1												1		
4	VALVERDE Clementine	3	46	0/1	0.0%	0/1								3	4		1/3									2	1		
5	GUILLET Louise	3	99	6/23	26.1%	0/5	2/5	2/3		2/10			2	13	1	2										1	1		
6	CESCA Lucie	3	4																										
7	CLOMES Charline	3	57	2/13	15.4%	0/3		2/8		0/2				4		2											2		
8	TARDY Marion	3	91	5/10	50.0%			1/2		4/8			3	2	2	2										1			
9	MAHIEU Geraldine	3	33	0/1	0.0%		0/1							3	1	1										1			
10	SACRE Aurore	3	37	0/2	0.0%			0/1		0/1					2	1										2			
11	CLERC Clemence	3	78	2/9	22.2%	0/1	0/4	2/2		0/2				8	1	2	4/5									2	2		
12	DAULE Audrey	3	30	1/1	100.0%					1/1							5/6									1	2		
13	DERENTY Lorene	3																											
Totals				21/85	24.7%	1/13	2/10	9/22	9/40					8	45	16	10	10/14	6	12							2	1	
Against				27/97	27.8%	6/25	9/15	3/11	6/40	1/2	2/4			11	30	20	8	4/14	18	14									4

Cap No.	Goalkeepers	Save/Shots								Time Outs	Exclusions with Substitution	Exclusions w/Subst after 4 min.	
		Total	%	A	C	X	5m	PS	CA				
1	COUNIL Lou	39/66	59.1%	11/17	4/13	2/5	19/25	1/2	2/4		5	1	0
13	DERENTY Lorene												
Totals		39/66	59.1%	11/17	4/13	2/5	19/25	1/2	2/4				

Match	Possessions		EX	2EX	Goals (G) / Misses (M)										CT													
	#	Time			X		AA		FT		5mF		PS															
					G	M	G	M	G	M	G	M	G	M														
CAN - FRA	40	17:17			4	2	1	3		3	3	13																
FRA - JPN	42	16:15	1		2	3	1	14	1	4		2																1
USA - FRA	48	21:03			3	8	1	3		1	5	8																4
Totals	130	54:35	1		9	13	3	20	1	8	8	23																5



## Cumulative Statistics

Суммарная статистика

### HUN - Hungary After 6 matches

#### Preliminary Round

Cap No.	Name	MP	Min.	Goals/Shots							AS	TF	ST	BL	SP	Personal Fouls							
				Total	%	A	C	X	5m	PS						CA	20C	20F	2EX	P	EX		
1	GANGL Edina	3	96	0/1	0.0%				0/1														
2	ARKOSY Lilla	3	9	1/1	100.0%			1/1															
3	CSABAI Dora	3	80	4/9	44.4%	1/3		1/2	2/4			1	7	2	4								
4	KISTELEKI Hanna Anna	3	76	5/15	33.3%	1/3		2/5	1/6	1/1		1	6	2	1	2/4							
5	GEMES Alexa Anett	3	88	5/12	41.7%	0/2		1/2	0/4	4/4		2	2	1		3/5							
6	DALMADY Petra	3	39	2/4	50.0%	1/1		1/2	0/1				1	2	1						2		
7	DALMADY Szandra Kata	3	55	1/9	11.1%	0/2		0/2	1/5			4	6	4	1						1		
8	POCSI Bianka	3	33	1/1	100.0%		1/1					1	5	1									
9	HEVESI Anita	3	83	3/6	50.0%			2/3	1/3				6	3									
10	KOCSIS Laura	3	39	0/1	0.0%								2										
11	SOMHEGYI Noemi	3	68	8/18	44.4%		4/13	2/2	1/2				9	1	1	1/3							
12	ZAJACZ Hanna	3	6										1										
13	GUNDL Diana Agnes	3																					
Totals				30/77	39.0%	3/11	5/14	10/19	6/26	5/5	1/2		9	47	23	8	6/12	14	16			1	3
Against				19/88	21.6%	4/20	1/12	6/17	7/37	1/1	0/1		3	37	28	8	6/12	11	7			5	2
Cap No.	Goalkeepers		Min.	Save/Shots							AS	TF	ST	BL	SP	Personal Fouls							
				Total	%	A	C	X	5m	PS						CA	20C	20F	2EX	P	EX		
1	GANGL Edina			35/54	64.8%	7/11	9/10	5/11	14/21	0/1												6	
13	GUNDL Diana Agnes			35/54	64.8%	7/11	9/10	5/11	14/21	0/1													3
Totals				35/54	64.8%	7/11	9/10	5/11	14/21	0/1													0

Time Outs

Exclusions with Substitution

Exclusions w/Subst after 4 min.

6

3

0

Match	Possessions		EX	2EX	Goals (G) / Misses (M)										CT							
	#	Time			X	AA		FT		5mF		PS										
						G	M	G	M	G	M	G	M									
USA - HUN	39	12:58	1		6	3	3	3	1	2	1	3	1								2	
AUS - HUN	45	15:20			3	2	2	6		1	2	6	3									1
FRA - HUN	40	13:46	2		1	4	4	9		2	2	6	1									1
Totals	124	42:04	3		10	9	9	18	1	5	5	15	1									4

#### Final Rounds

Cap No.	Name	MP	Min.	Goals/Shots							AS	TF	ST	BL	SP	Personal Fouls								
				Total	%	A	C	X	5m	PS						CA	20C	20F	2EX	P	EX			
1	GANGL Edina	3	80	0/1	0.0%				0/1															
2	ARKOSY Lilla	3	18	1/3	33.3%	0/1			1/2															
3	CSABAI Dora	3	78	6/19	31.6%	2/8	1/5	1/1	2/3	0/1	0/1	2	5	4	1									
4	KISTELEKI Hanna Anna	3	77	9/15	60.0%	2/4		3/3	1/4	1/1	2/3	2	8	1	3	6/9								
5	GEMES Alexa Anett	3	76	3/13	23.1%	0/4		0/1	0/4	3/4		2	2	4										
6	DALMADY Petra	3	47	1/7	14.3%	0/2		0/1	1/4			2	2	2		2								
7	DALMADY Szandra Kata	3	45	3/5	60.0%			1/1	2/4			4	7	3										
8	POCSI Bianka	3	32	1/3	33.3%		1/3					1	10	1										
9	HEVESI Anita	3	70	1/4	25.0%		1/4					1	7	5	2									
10	KOCSIS Laura	3	53	2/3	66.7%		2/3					1		2										
11	SOMHEGYI Noemi	3	64	6/17	35.3%		4/11	2/3	0/3			1	15	2		1/3								
12	ZAJACZ Hanna	3	18	1/1	100.0%	1/1								1										
13	GUNDL Diana Agnes	3	16																					
Totals				34/91	37.4%	8/27	6/19	7/10	7/25	4/6	2/4		16	59	33	9	7/12	18	10				1	
Against				29/102	28.4%	8/28	5/18	7/21	4/27	2/2	3/6		17	50	43	6	5/12	8	10				6	
Cap No.	Goalkeepers		Min.	Save/Shots							AS	TF	ST	BL	SP	Personal Fouls								
				Total	%	A	C	X	5m	PS						CA	20C	20F	2EX	P	EX			
1	GANGL Edina			29/55	52.7%	7/12	5/10	6/13	9/13	0/2	2/5												5	
13	GUNDL Diana Agnes			5/8	62.5%	1/4	1/1	2/2	1/1		2/5													1
Totals				34/63	54.0%	8/16	6/11	8/15	10/14	0/2	2/5												0	

Time Outs

Exclusions with Substitution

Exclusions w/Subst after 4 min.

5

1

0

Match	Possessions		EX	2EX	Goals (G) / Misses (M)										CT								
	#	Time			X	AA		FT		5mF		PS											
						G	M	G	M	G	M	G	M										
JPN - HUN	48	14:01			2	1	11	8		1	2	1	1										
CAN - HUN	48	15:28	1		3	2	1	16	1	3	2	4											1
RUS - HUN	54	15:51			2		4	10		1	2	8	3	2									3
Totals	150	45:20	1		7	3	16	34	1	5	6	13	3	2									4

Timing and Results provided by TISSOT



## Cumulative Statistics

Суммарная статистика

### HUN - Hungary

After 6 matches

#### Overall (Preliminary + Final Rounds)

Cap No.	Name	MP	Min.	Goals/Shots								AS	TF	ST	BL	SP	Personal Fouls															
				Total	%	A	C	X	5m	PS	CA						20C	20F	2EX	P	EX											
1	GANGL Edina	6	176	0/2	0.0%					0/2																						
2	ARKOSY Lilla	6	26	2/4	50.0%	0/1		1/1	1/2																			2	1			
3	CSABAI Dora	6	158	10/28	35.7%	3/11	1/5	2/3	4/7	0/1	0/1	3	12	6	5																	
4	KISTELEKI Hanna Anna	6	153	14/30	46.7%	3/7		5/8	2/10	2/2	2/3	3	14	3	4	8/13														1		
5	GEMES Alexa Anett	6	164	8/25	32.0%	0/6		1/3	0/8	7/8		4	4	5	3/5																	
6	DALMADY Petra	6	85	3/11	27.3%	1/3		1/3	1/5			2	3	2	3												10	2			2	
7	DALMADY Szandra Kata	6	100	4/14	28.6%	0/2		1/3	3/9			8	13	7	1															1	2	
8	POCSI Bianka	6	66	2/4	50.0%		2/4					2	15	2																		
9	HEVESI Anita	6	153	4/10	40.0%	1/4		2/3	1/3			1	13	8	2																	
10	KOCSIS Laura	6	92	2/4	50.0%	2/3								2																		
11	SOMHEGYI Noemi	6	131	14/35	40.0%		8/24	4/5	1/5		0/1	1	2	2	1	2/6																
12	ZAJACZ Hanna	6	24	1/1	100.0%	1/1						1	24	3	1																	
13	GUNDL Diana Agnes	6	16										1	1	1																	
<b>Totals</b>				64/168	38.1%	11/38	11/33	17/29	13/51	9/11	3/6	25	106	56	17	13/24	32	26													3	4
<b>Against</b>				48/190	25.3%	12/48	6/30	13/38	11/64	3/3	3/7	20	87	71	14	11/24	19	17														

Cap No.	Goalkeepers	Save/Shots							
		Total	%	A	C	X	5m	PS	CA
1	GANGL Edina	64/109	58.7%	14/23	14/20	11/24	23/34	0/3	2/5
13	GUNDL Diana Agnes	5/8	62.5%	1/4	1/1	2/2	1/1		
<b>Totals</b>		69/117	59.0%	15/27	15/21	13/26	24/35	0/3	2/5

<b>Time Outs</b>	11
<b>Exclusions with Substitution</b>	4
<b>Exclusions w/Subst after 4 min.</b>	0

Match	Possessions		EX	2EX	Goals (G) / Misses (M)										CT
	#	Time			X		AA		FT		5mF		PS		
					G	M	G	M	G	M	G	M	G	M	
<b>Totals</b>	274	1:27:24	4		17	12	25	52	2	10	11	28	3	2	8

LEGEND	
#	Number of possessions
%	Efficiency
20C	20 seconds exclusion in the centre forward position
20F	20 seconds exclusion in the field
2EX	Double Exclusion
5m	5 metre shot
5mF	5m shot in the field
A	Action shot
AA	All action shots (A, C and CA)
AS	Assists
BL	Blocked shots
C	Centre shot
CA	Counter attack
CT	Corner Throws
EX	Exclusion
FT	Free throw
G	Goals
M	Misses
Min.	Minutes played
MP	Matches played
P	Penalty
PS	Penalty shot
SP	Sprint (Won/Sprints)
ST	Steals
TF	Turnover Fouls
X	Extra player shot

Timing and Results provided by **TISSOT**

## Cumulative Statistics

Суммарная статистика

### ITA - Italy After 6 matches

#### Preliminary Round

Cap No.	Name	MP	Min.	Goals/Shots								AS	TF	ST	BL	SP	Personal Fouls							
				Total	%	A	C	X	5m	PS	CA						20C	20F	2EX	P	EX			
1	GORLERO Giulia	3	75																					
2	BARTOLINI Giulia	3	70	3/11	27.3%	2/3		0/1	0/6		1/1	3	2	3				2						
3	VERDUCCI Martina	3	35	1/4	25.0%	1/2			0/1		0/1		2	5	1									
4	GIACHI Gloria	3	39	1/4	25.0%		0/2		1/2					1			0/2						1	
5	SAVIOLI Martina	3	77	6/17	35.3%	2/4	0/3	2/3	1/6		1/1		4	2	1		0/1						1	
6	MILLO Alessia	3	53	1/4	25.0%	0/1			1/3				2	4	4								2	
7	SAVIOLI Ilaria	3	51	1/7	14.3%	0/3		1/2	0/1				1	2	2	1							2	
8	MOTTA Silvia	3	71	8/16	50.0%	2/4	1/1	1/2	4/9				3	5									1	
9	VERDE Medea	3	53	6/11	54.5%		1/4	5/6	0/1					6									1	
10	BENCARDINO Martina	3	33	2/3	66.7%	1/1		1/2						1			0/1						1	
11	DROCCO Laura	3	40	0/1	0.0%			0/1						2		1	6/8						1	
12	BARZON Laura	3	53	6/16	37.5%	1/3	4/7	0/2	1/3				1	6	2	1								
13	TEANI Laura	3	21																					
Totals				35/94	37.2%	9/21	6/17	10/19	8/32	1/1	1/4		12	38	20	5	6/12	10	9					3
Against				36/91	39.6%	13/26	6/8	5/15	6/29	1/3	5/10		22	45	24	9	6/12	14	13					4

Cap No.	Goalkeepers	Save/Shots								PS	CA
		Total	%	A	C	X	5m	PS	CA		
1	GORLERO Giulia	24/46	52.2%	7/14	1/6	4/8	8/12	2/2	2/4		
13	TEANI Laura	6/20	30.0%	3/9	0/1	0/1	1/3	0/1	2/5		
Totals		30/66	45.5%	10/23	1/7	4/9	9/15	2/3	4/9		

Time Outs	5
Exclusions with Substitution	0
Exclusions w/Subst after 4 min.	0

Match	Possessions		EX	2EX	Goals (G) / Misses (M)								CT										
	#	Time			X		AA		FT		5mF			PS									
					G	M	G	M	G	M	G	M		G	M								
ITA - CAN	44	16:48			3	1	4	7		2	3	12										2	
ITA - JPN	44	16:39			3	3	8	8	1		1	1	1										
ITA - RUS	44	17:08			4	5	4	11		2	3	7											3
Totals	132	50:35			10	9	16	26	1	4	7	20											5



### Cumulative Statistics

Суммарная статистика

### ITA - Italy

After 6 matches

#### Overall (Preliminary + Final Rounds)

Cap No.	Name	MP	Min.	Goals/Shots								AS	TF	ST	BL	SP	Personal Fouls							
				Total	%	A	C	X	5m	PS	CA						20C	20F	2EX	P	EX			
1	GORLERO Giulia	6	131										1		1									
2	BARTOLINI Giulia	6	145	7/26	26.9%	2/7		1/2	2/15		2/2	8	5	4				2	3					
3	VERDUCCI Martina	6	62	1/8	12.5%	1/2	0/1		0/4		0/1	1	3	6	3	0/1					2			
4	GIACHI Gloria	6	81	3/9	33.3%	1/1	0/2	1/1	1/5			2	1	2	2	0/2							1	
5	SAVIOLI Martina	6	154	11/27	40.7%	2/6	0/3	4/5	2/9		1/1	3	5	5	2	0/1							3	
6	MILLO Alessia	6	100	3/13	23.1%	0/3			2/9		1/1	4	7	4		0/3							2	
7	SAVIOLI Ilaria	6	84	2/12	16.7%	1/4	0/1	1/3	0/3		0/1	3	2	3	1								1	
8	MOTTA Silvia	6	147	10/26	38.5%	2/5	1/1	2/5	5/15			3	9	3	1								1	
9	VERDE Medea	6	114	10/18	55.6%	1/1	2/6	7/9	0/2				12											
10	BENCARDINO Martina	6	61	2/4	50.0%	1/1		1/3					2			0/1								
11	DROCCO Laura	6	87	1/5	20.0%	1/3		0/1	0/1			1	3		1	10/16								
12	BARZON Laura	6	117	11/33	33.3%	2/5	4/12	0/4	3/7		1/2	1	15	3	2								2	
13	TEANI Laura	6	61									1		3									1	
Totals				61/181	33.7%	14/38	7/26	17/33	15/70	2/3	6/11	28	74	34	12	10/24	22	16					8	1
Against				62/181	34.3%	20/57	6/12	13/30	12/60	4/9	7/13	31	86	47	17	14/24	29	24					2	6

Cap No.	Goalkeepers	Save/Shots							
		Total	%	A	C	X	5m	PS	CA
1	GORLERO Giulia	46/86	53.5%	17/30	2/7	7/15	15/22	2/5	3/7
13	TEANI Laura	17/39	43.6%	8/15	1/2	3/8	3/8	0/1	2/5
Totals		63/125	50.4%	25/45	3/9	10/23	18/30	2/6	5/12

Time Outs	11
Exclusions with Substitution	1
Exclusions w/Subst after 4 min.	0

Match	Possessions		EX	2EX	Goals (G) / Misses (M)								CT					
	#	Time			X	AA	FT	5mF	PS	G		M						
			G	M	G	M	G	M	G	M	G	M						
Totals	255	1:41:02	1		17	16	27	48	1	6	14	49						8

LEGEND	
#	Number of possessions
%	Efficiency
20C	20 seconds exclusion in the centre forward position
20F	20 seconds exclusion in the field
2EX	Double Exclusion
5m	5 metre shot
5mF	5m shot in the field
A	Action shot
AA	All action shots (A, C and CA)
BL	Blocked shots
C	Centre shot
CA	Counter attack
CT	Corner Throws
EX	Exclusion
FT	Free throw
G	Goals
M	Misses
Min.	Minutes played
MP	Matches played
P	Penalty
PS	Penalty shot
SP	Sprint (Won/Sprints)
ST	Steals
TF	Turnover Fouls
X	Extra player shot



## Cumulative Statistics

Суммарная статистика

### JPN - Japan After 6 matches

#### Preliminary Round

Cap No.	Name	MP	Min.	Goals/Shots							AS	TF	ST	BL	SP	Personal Fouls										
				Total	%	A	C	X	5m	PS						CA	20C	20F	2EX	P	EX					
1	MIURA Rikako	3	96																							
2	HASHIMOTO Minori	3	7																							
3	OGAWA Saki	3	87	1/4	25.0%	1/1			0/1		0/2	1	13	5		7/12								1		
4	TAKAHASHI Ayaka	3	28	1/2	50.0%	1/1			0/1				3	2			3									
5	NAKATA Moe	3	71	1/5	20.0%	0/1		0/1			1/2		3	2	1			1								
6	KANNO Yumi	3	44	0/5	0.0%	0/1	0/4						5				2									
7	KOJO Yumi	3	68	2/7	28.6%		0/2	1/2	0/2	1/1			8	5			1	1						2		
8	KAKIICHI Erina	3	84	6/12	50.0%			6/6	0/5		0/1	1	12	2			1	1								
9	TANAKA Ayaho	3	23	0/1	0.0%			0/1					2	1												
10	MORI Tsubasa	3	54	4/16	25.0%	2/4		0/3	1/6	1/1	0/2		5	2									1			
11	SUGIYAMA Midori	3	67	3/16	18.8%	0/1		1/1	2/13	0/1		2	3	4			5									
12	HASHIGUCHI Mitsuki	3	43	0/2	0.0%	0/1			0/1				4													
13	AOKI Miyuu	3																								
Totals				18/70	25.7%	4/10	0/6	8/14	3/30	2/3	1/7		4	67	29	1	7/12	12	4					3	1	
Against				51/85	60.0%	13/18	16/28	10/15	3/12	3/3	6/9		26	48	41	10	5/12	13	10					3	1	
Cap No.	Goalkeepers	Save/Shots										Time Outs														
		Total	%	A	C	X	5m	PS	CA	AS	TF	ST	BL	SP	20C	20F	2EX	P	EX							
1	MIURA Rikako	20/71	28.2%	4/17	10/26	0/10	6/9	0/3	0/6																3	
13	AOKI Miyuu																								1	
Totals		20/71	28.2%	4/17	10/26	0/10	6/9	0/3	0/6																0	

Match	Possessions		EX	2EX	Goals (G) / Misses (M)										CT									
	#	Time			X		AA		FT		5mF		PS											
					G	M	G	M	G	M	G	M	G	M										
RUS - JPN	47	17:10			2	2	2	6			1	8												3
ITA - JPN	44	15:21	1		3	1	1	5	1	6	2	1	1											1
CAN - JPN	46	16:49			3	3	2	7			3	1	8	1										1
Totals	137	49:20	1		8	6	5	18	1	9	2	18	1											5

#### Final Rounds

Cap No.	Name	MP	Min.	Goals/Shots							AS	TF	ST	BL	SP	Personal Fouls										
				Total	%	A	C	X	5m	PS						CA	20C	20F	2EX	P	EX					
1	MIURA Rikako	3	96																							
2	HASHIMOTO Minori	3	3																							
3	OGAWA Saki	3	71	3/4	75.0%	2/2		0/1			1/1	3	4	7		4/8	1	3							1	
4	TAKAHASHI Ayaka	3	12	0/1	0.0%		0/1						4													
5	NAKATA Moe	3	86	3/7	42.9%	2/3		0/1	0/2		1/1	1	5	3		0/3								1		
6	KANNO Yumi	3	39	1/6	16.7%	0/1	1/4		0/1			1	9	2												
7	KOJO Yumi	3	82	1/15	6.7%	0/3	0/2	1/5	0/4	0/1		2	11	3										1		
8	KAKIICHI Erina	3	85	3/11	27.3%	1/4		1/2	1/3		0/2	1	12	1			1									
9	TANAKA Ayaho	3	37	2/8	25.0%	0/1		1/4	0/2		1/1	1	1	3												
10	MORI Tsubasa	3	55	2/9	22.2%	0/4		2/3	0/2			1	4		1		1	3								
11	SUGIYAMA Midori	3	76	6/15	40.0%	1/1	1/2	0/1	4/10	0/1		3	4	4		0/1	3	1								
12	HASHIGUCHI Mitsuki	3	30										2				1	2								
13	AOKI Miyuu	3																								
Totals				21/76	27.6%	6/19	2/9	5/17	5/24	0/2	3/5		12	62	32	1	4/12	8	16					2	1	
Against				32/82	39.0%	8/28	8/21	7/12	5/17	2/2	2/2		15	58	44	5	8/12	9	15					2	1	
Cap No.	Goalkeepers	Save/Shots										Time Outs														
		Total	%	A	C	X	5m	PS	CA	AS	TF	ST	BL	SP	20C	20F	2EX	P	EX							
1	MIURA Rikako	28/60	46.7%	11/19	9/17	3/10	5/10	0/2	0/2																1	
13	AOKI Miyuu																								1	
Totals		28/60	46.7%	11/19	9/17	3/10	5/10	0/2	0/2																0	

Match	Possessions		EX	2EX	Goals (G) / Misses (M)										CT									
	#	Time			X		AA		FT		5mF		PS											
					G	M	G	M	G	M	G	M	G	M										
JPN - HUN	49	17:59			1	6	4	9			1		6											1
FRA - JPN	42	15:45	1		3	4	5	9	1	1	1	6												1
AUS - JPN	47	15:06			1	2	2	4			3	5												1
Totals	138	48:50	1		5	12	11	22	1	2	4	17												3

## Cumulative Statistics


Суммарная статистика

### JPN - Japan After 6 matches

#### Overall (Preliminary + Final Rounds)

Cap No.	Name	MP	Min.	Goals/Shots								AS	TF	ST	BL	SP	Personal Fouls										
				Total	%	A	C	X	5m	PS	CA						20C	20F	2EX	P	EX						
1	MIURA Rikako	6	192																								
2	HASHIMOTO Minori	6	10																								
3	OGAWA Saki	6	157	4/8	50.0%	3/3		0/1	0/1			1/3	4	17	12		11/20	1	3			1			1		
4	TAKAHASHI Ayaka	6	40	1/3	33.3%	1/1	0/1		0/1					7	2			3	3								
5	NAKATA Moe	6	157	4/12	33.3%	2/4		0/2	0/3			2/3	1	8	5	1	0/3					1			1		
6	KANNO Yumi	6	83	1/11	9.1%	0/2	1/8		0/1				1	14	2			2	1								
7	KOJO Yumi	6	150	3/22	13.6%	0/3	0/4	2/7	0/6		1/2		2	19	8			1	3			3					
8	KAKIICHI Erina	6	169	9/23	39.1%	1/4		7/8	1/8			0/3	2	24	3			2	1								
9	TANAKA Ayaho	6	60	2/9	22.2%	0/1		1/5	0/2			1/1	1	3	4			1	1								
10	MORI Tsubasa	6	110	6/25	24.0%	2/8		2/6	1/8		1/1	0/2		9	2	1		1	4								
11	SUGIYAMA Midori	6	143	9/31	29.0%	1/2	1/2	1/2	6/23		0/2		5	7	8		0/1	8	1							1	
12	HASHIGUCHI Mitsuki	6	73	0/2	0.0%	0/1			0/1					6				1	2								
13	AOKI Miyuu	6																									
Totals				39/146	26.7%	10/29	2/15	13/31	8/54	2/5	4/12		16	129	61	2	11/24	20	20				5			2	
Against				83/167	49.7%	21/46	24/49	17/27	8/29	5/5	8/11		41	106	85	15	13/24	22	25				5			2	
Cap No.	Goalkeepers	Save/Shots										Time Outs			Exclusions with Substitution			Exclusions w/Subst after 4 min.									
		Total	%	A	C	X	5m	PS	CA																		
1	MIURA Rikako	48/131	36.6%	15/36	19/43	3/20	11/19	0/5	0/8																		4
13	AOKI Miyuu																										2
Totals		48/131	36.6%	15/36	19/43	3/20	11/19	0/5	0/8																		0
Match	Possessions		EX	2EX	Goals (G) / Misses (M)										CT												
	#	Time			X		AA		FT		5mF		PS														
					G	M	G	M	G	M	G	M	G	M													
Totals	275	1:38:10	2		13	18	16	40	2	11	6	35		1												8	

LEGEND									
#	Number of possessions	%	Efficiency	20C	20 seconds exclusion in the centre forward position				
20F	20 seconds exclusion in the field			2EX	Double Exclusion	5m	5 metre shot	5mF	5m shot in the field
A	Action shot	AA	All action shots (A, C and CA)	AS	Assists	BL	Blocked shots		
C	Centre shot	CA	Counter attack	CT	Corner Throws	EX	Exclusion	FT	Free throw
G	Goals	M	Misses	Min.	Minutes played	MP	Matches played	P	Penalty
PS	Penalty shot	SP	Sprint (Won/Sprints)	ST	Steals	TF	Turnover Fouls	X	Extra player shot

Timing and Results provided by  TISSOT

### Cumulative Statistics

Суммарная статистика

### RUS - Russian Fed.

After 6 matches

#### Preliminary Round

Cap No.	Name	MP	Min.	Goals/Shots								AS	TF	ST	BL	SP	Personal Fouls								
				Total	%	A	C	X	5m	PS	CA						20C	20F	2EX	P	EX				
1	USTUKHINA Anna	3	32																						
2	ANTONOVA Diana	3	53	8/9	88.9%	4/5	1/1	1/1	1/1			1/1	4	1	4		0/1	2							
3	PROKOFYEVA Ekaterina	3	46	7/13	53.8%	3/4	1/1		3/8			4	3	1		1/1	1								
4	KARIMOVA Elvina	3	81	9/12	75.0%	4/5	2/3	1/2			2/2	5	5	11	2	2/4		1							
5	ANTONOVA Alexandra	3	74	6/11	54.5%	0/2	1/1	2/3	1/3	1/1	1/1	6	1	3	4	0/2	4	2							2
6	PERFILIEVA Nataliya	3	42	2/4	50.0%	1/2			1/2					1			1						1		
7	LISUNOVA Ekaterina	3	39	9/14	64.3%	3/6		0/1	0/1	1/1	5/5	4		2		3/4									
8	GRINEVA Anna	3	24	2/6	33.3%	1/3	0/1	1/1	0/1			2	1				2	1							
9	ZELENTSOVA Ekaterina	3	40	1/5	20.0%	1/3			0/2			2	2	4	2		1					1			
10	BELIAEVA Olga	3	72	16/20	80.0%	2/2	8/11	4/4			2/3	6	10	3	1			1				1			
11	IVANOVA Evgeniya	3	64	5/15	33.3%	1/2	0/2	0/1	2/7		2/3	9	2	2	5		4	1							
12	KRIMER Ksenia	3	41	2/4	50.0%	0/1	2/3					1	3	1			3	4							1
13	KARNAUKH Anna	3	64	0/1	0.0%				0/1			2		3											
Totals				67/114	58.8%	20/35	15/23	9/13	8/26	2/2	13/15	46	29	34	15	6/12	17	11					1		3
Against				20/82	24.4%	6/16	3/15	6/19	4/29	0/1	1/2	7	58	20	7	6/12	12	6					2		
Cap No.	Goalkeepers	Save/Shots											Time Outs												
Total	%	A	C	X	5m	PS	CA																		
1	USTUKHINA Anna	17/23	73.9%	4/6	2/2	5/7	5/6	1/1	0/1						4										
13	KARNAUKH Anna	12/26	46.2%	3/7	4/7	0/4	4/7	1/1	1/1						3										
Totals		29/49	59.2%	7/13	6/9	5/11	9/13	1/1	1/2						0										

Match	Possessions		EX	2EX	Goals (G) / Misses (M)										CT
	#	Time			X	AA		FT		5mF		PS			
						G	M	G	M	G	M	G	M		
RUS - JPN	46	14:50	1		2	1	20	7			1	6	1		1
RUS - CAN	49	14:40			6		11	10			6	4	1		
ITA - RUS	48	14:52	2		1	3	17	8		1	1	7			4
Totals	143	44:22	3		9	4	48	25		1	8	17			5

#### Final Rounds

Cap No.	Name	MP	Min.	Goals/Shots								AS	TF	ST	BL	SP	Personal Fouls								
				Total	%	A	C	X	5m	PS	CA						20C	20F	2EX	P	EX				
1	USTUKHINA Anna	3	24																						
2	ANTONOVA Diana	3	43	2/9	22.2%	0/3		2/3	0/2		0/1	3	2	3		5/5	2					1			
3	PROKOFYEVA Ekaterina	3	79	11/17	64.7%	1/2		1/3	3/6	3/3	3/3	7	6	4	2	3/4	2	3				1		1	
4	KARIMOVA Elvina	3	67	3/9	33.3%	0/3	0/1	3/3	0/1	0/1			6	4	4	1/1	2	2							
5	ANTONOVA Alexandra	3	72	2/11	18.2%	1/5		1/3	0/3			5	4	4	2	0/1		3				1			
6	PERFILIEVA Nataliya	3	25	2/5	40.0%	1/2		1/1	0/1		0/1			1		1									
7	LISUNOVA Ekaterina	3	41	16/18	88.9%	3/3	1/1	8/8	2/3	0/1	2/2	2	1	3		1/1		2							
8	GRINEVA Anna	3	30	1/3	33.3%	1/1			0/2			1	2	2			2						1		
9	ZELENTSOVA Ekaterina	3	58	3/10	30.0%	1/5	1/2	1/2	0/1				3	5	5								2		
10	BELIAEVA Olga	3	78	6/14	42.9%	1/1	3/8	2/4			0/1	6	14	5	1			1							
11	IVANOVA Evgeniya	3	70	6/11	54.5%	1/3			3/6		2/2	7	2	2	1		1	1							2
12	KRIMER Ksenia	3	12	0/1	0.0%			0/1				2	2	1											
13	KARNAUKH Anna	3	72									1		2											
Totals				52/108	48.1%	10/28	5/12	19/28	8/25	3/5	7/10	34	41	36	11	10/12	10	12					8		1
Against				25/91	27.5%	5/16	3/13	8/16	4/36	5/9	0/1	9	57	17	8	2/12	26	9					5		3
Cap No.	Goalkeepers	Save/Shots											Time Outs												
Total	%	A	C	X	5m	PS	CA																		
1	USTUKHINA Anna	8/14	57.1%	1/3	1/3	5/6	0/1	1/1						4											
13	KARNAUKH Anna	16/35	45.7%	1/4	5/8	1/7	7/10	2/6	1/1						1										
Totals		24/49	49.0%	2/7	5/8	2/10	12/16	2/7	1/1						0										

Match	Possessions		EX	2EX	Goals (G) / Misses (M)										CT
	#	Time			X	AA		FT		5mF		PS			
						G	M	G	M	G	M	G	M		
RUS - USA	47	14:23			9	3	7	3	1	2	3	3			
RUS - ITA	47	14:33	1		4		6	14			2	5	2	2	3
RUS - HUN	55	16:09			6	6	9	11			2	7	1		
Totals	149	45:05	1		19	9	22	28	1	2	7	15	1		3



### Cumulative Statistics

Суммарная статистика

### RUS - Russian Fed.

After 6 matches

#### Overall (Preliminary + Final Rounds)

Cap No.	Name	MP	Min.	Goals/Shots								AS	TF	ST	BL	SP	Personal Fouls											
				Total	%	A	C	X	5m	PS	CA						20C	20F	2EX	P	EX							
1	USTUKHINA Anna	6	56											1	1	1												
2	ANTONOVA Diana	6	96	10/18	55.6%	4/8	1/1	3/4	1/3		1/2			7	3	7		5/6		4							1	
3	PROKOFYEVA Ekaterina	6	125	18/30	60.0%	4/6	1/1	1/3	6/14	3/3	3/3			11	9	5	2	4/5	3	3					1	1		
4	KARIMOVA Elvina	6	148	12/21	57.1%	4/8	2/4	4/5	0/1	0/1	2/2			5	11	15	6	3/5	2	3								
5	ANTONOVA Alexandra	6	146	8/22	36.4%	1/7	1/1	3/6	1/6	1/1	1/1			11	5	7	6	0/3	4	5				1	2			
6	PERFILIEVA Nataliya	6	67	4/9	44.4%	2/4		1/1	1/3		0/1					2			1	1								
7	LISUNOVA Ekaterina	6	80	25/32	78.1%	6/9	1/1	8/9	2/4	1/2	7/7			6	1	5		4/5		2								
8	GRINEVA Anna	6	54	3/9	33.3%	2/4	0/1	1/1	0/3					3	3	2			4	1					1			
9	ZELENTSOVA Ekaterina	6	97	4/15	26.7%	2/8	1/2	1/2	0/3					2	5	9	2		1							3		
10	BELIAEVA Olga	6	150	22/34	64.7%	3/3	11/19	6/8			2/4			12	24	8	2		4	2			2					
11	IVANOVA Evgeniya	6	134	11/26	42.3%	2/5	0/2	0/1	5/13		4/5			16	2	4	6		5	2			2			2		
12	KRIMER Ksenia	6	53	2/5	40.0%	0/1	2/3	0/1						3	5	2			3	4							1	
13	KARNAUKH Anna	6	136	0/1	0.0%				0/1					3		5												
Totals				119/222	53.6%	30/63	20/35	28/41	16/51	5/7	20/25			80	70	70	26	16/24	27	23						9	4	
Against				45/173	26.0%	11/32	6/28	14/35	8/65	5/10	1/3			16	115	37	15	8/24	38	15						7	3	

Cap No.	Goalkeepers	Save/Shots							
		Total	%	A	C	X	5m	PS	CA
1	USTUKHINA Anna	25/37	67.6%	5/9	2/2	6/10	10/12	1/2	1/2
13	KARNAUKH Anna	28/61	45.9%	4/11	9/15	1/11	11/17	2/6	1/1
Totals		53/98	54.1%	9/20	11/17	7/21	21/29	3/8	2/3

<b>Time Outs</b>	8
<b>Exclusions with Substitution</b>	4
<b>Exclusions w/Subst after 4 min.</b>	0

Match	Possessions		EX	2EX	Goals (G) / Misses (M)								CT		
	#	Time			X		AA		FT		5mF			PS	
	G	M	G	M	G	M	G	M	G	M	G	M			
<b>Totals</b>	292	1:29:27	4		28	13	70	53	1	3	15	32	1		8

**LEGEND**

<b>#</b>	Number of possessions	<b>%</b>	Efficiency	<b>20C</b>	20 seconds exclusion in the centre forward position
<b>20F</b>	20 seconds exclusion in the field	<b>2EX</b>	Double Exclusion	<b>5m</b>	5 metre shot
<b>A</b>	Action shot	<b>AA</b>	All action shots (A, C and CA)	<b>5mF</b>	5m shot in the field
<b>C</b>	Centre shot	<b>CA</b>	Counter attack	<b>BL</b>	Blocked shots
<b>G</b>	Goals	<b>CT</b>	Corner Throws	<b>FT</b>	Free throw
<b>PS</b>	Penalty shot	<b>M</b>	Misses	<b>Min.</b>	Minutes played
		<b>MP</b>	Sprint (Won/Sprints)	<b>EX</b>	Exclusion
		<b>ST</b>		<b>AS</b>	Assists
				<b>MP</b>	Matches played
				<b>TF</b>	Turnover Fouls
				<b>X</b>	Extra player shot



## Cumulative Statistics

Суммарная статистика

### USA - United States

After 6 matches

#### Preliminary Round

Cap No.	Name	MP	Min.	Goals/Shots								AS	TF	ST	BL	SP	Personal Fouls									
				Total	%	A	C	X	5m	PS	CA						20C	20F	2EX	P	EX					
1	MENZ Kathleen	3	72																							
2	HALE Melissa	3	69	2/10	20.0%	1/2			1/8											1	1					
3	SMILEY Sierra	3	58	1/2	50.0%			1/2																		
4	BAKER Christin	3	58	1/7	14.3%	0/4			1/2			0/1			2	4	2	4						1		
5	SCHROEDER Tiera	3	68	2/13	15.4%	1/5			0/7			1/1				2			0/5		2	3			1	
6	YOUNG Ashley	3	79	4/18	22.2%	3/7			0/2	1/9						7	4		2/5		3					
7	MUTAFYAN Stephanie	3	81	2/11	18.2%	1/3			1/2	0/5						1	4				1					
8	LOUGHLIN Emily	3	28	0/1	0.0%	0/1										4										
9	SMITH Meagan	3	31	0/2	0.0%				0/2							2			0/1			1				
10	GAMES Brigitta	3	32	1/2	50.0%		1/2							1	4	2					1					
11	VOWELL Brooke	3	15	1/3	33.3%	1/1				0/2							1				1	1				
12	WILLIAMS Victoria	3	57	2/8	25.0%	0/3			2/2	0/3				1		2			0/1		1	2		1		
13	ROLAND Kelsey	3	24																							
Totals				16/77	20.8%	7/26	1/2	4/10	3/36	1/1	0/2			4	38	20	4	2/12	13	9				1	2	
Against				25/73	34.2%	2/7	4/10	11/23	6/31	1/1	1/1			7	47	18	6	10/12	10	21				1	2	
Goalkeepers				Save/Shots										Time Outs					5							
Goalkeepers				Save/Shots										Exclusions with Substitution					2							
Goalkeepers				Save/Shots										Exclusions w/Subst after 4 min.					0							
Totals				22/47	46.8%	2/4	3/7	7/18	10/16	0/1	0/1															

Match	Possessions		EX	2EX	Goals (G) / Misses (M)										CT										
	#	Time			X		AA		FT		5mF		PS												
					G	M	G	M	G	M	G	M	G	M											
USA - HUN	39	19:02	1		1	3	2	4		1	1	6	1											2	
USA - FRA	39	14:43	1		0	2	4	12		2	1	9													1
AUS - USA	37	17:59			3	1	2	6	1	5	10														3
Totals	115	51:44	2		4	6	8	22	1	8	25														6

#### Final Rounds

Cap No.	Name	MP	Min.	Goals/Shots								AS	TF	ST	BL	SP	Personal Fouls									
				Total	%	A	C	X	5m	PS	CA						20C	20F	2EX	P	EX					
1	MENZ Kathleen	3	48																							
2	HALE Melissa	3	74	4/17	23.5%	1/2			1/3	2/12			1	1	2						4	2			1	
3	SMILEY Sierra	3	72	0/3	0.0%	0/1				0/1		0/1	1	9	4	1					1					
4	BAKER Christin	3	57	0/9	0.0%	0/4			0/1	0/4				2	3					6	1				2	
5	SCHROEDER Tiera	3	74	5/17	29.4%	2/7			0/1	1/7		2/2		1	5			0/6		4	1				1	
6	YOUNG Ashley	3	95	5/21	23.8%	2/6	2/2		1/8	0/4		0/1		9	1			1/7		2	2					
7	MUTAFYAN Stephanie	3	95	2/9	22.2%	1/4			1/1	0/4				2	3	2				1						
8	LOUGHLIN Emily	3	8																			1				
9	SMITH Meagan	3	24	0/1	0.0%					0/1				2	1			0/1		1						
10	GAMES Brigitta	3	24	2/2	100.0%		1/1		1/1					6	1											
11	VOWELL Brooke	3	12	0/3	0.0%	0/3								1												
12	WILLIAMS Victoria	3	78	2/11	18.2%	2/5			0/1	0/5				2	4		1			5	2				1	
13	ROLAND Kelsey	3	54																							
Totals				20/93	21.5%	8/32	3/3	4/16	3/38	2/3	0/1			6	40	26	4	1/14	23	9						5
Against				38/85	44.7%	6/12	5/11	12/25	11/32		4/5			22	50	22	14	13/14	10	13				3		
Goalkeepers				Save/Shots										Time Outs					5							
Goalkeepers				Save/Shots										Exclusions with Substitution					5							
Goalkeepers				Save/Shots										Exclusions w/Subst after 4 min.					0							
Totals				16/54	29.6%	3/9	3/8	2/14	8/19		0/4															

Match	Possessions		EX	2EX	Goals (G) / Misses (M)										CT											
	#	Time			X		AA		FT		5mF		PS													
					G	M	G	M	G	M	G	M	G	M												
RUS - USA	48	17:37	2		3	6	3	3		2		10	1	1												
USA - AUS	39	15:39			1	3	4	12				6														
USA - FRA	46	16:57	3		0	3	4	10			3	17	1												4	
Totals	133	50:13	5		4	12	11	25		2	3	33	1												4	



## Cumulative Statistics

Суммарная статистика

### USA - United States

After 6 matches

#### Overall (Preliminary + Final Rounds)

Cap No.	Name	MP	Min.	Goals/Shots								AS	TF	ST	BL	SP	Personal Fouls												
				Total	%	A	C	X	5m	PS	CA						20C	20F	2EX	P	EX								
1	MENZ Kathleen	6	120																										
2	HALE Melissa	6	143	6/27	22.2%	2/4		1/3	3/20				1	3	5						5	3							1
3	SMILEY Sierra	6	129	1/5	20.0%	0/1		1/2	0/1				1	15	4	1						1							
4	BAKER Christin	6	114	1/16	6.3%	0/8		0/1	1/6				2	6	5	4						1						3	
5	SCHROEDER Tiera	6	142	7/30	23.3%	3/12		0/1	1/14				2	3	5			0/11			6	3						2	
6	YOUNG Ashley	6	174	9/39	23.1%	5/13	2/2	1/10	1/13						5		3/12				5	2							
7	MUTAFYAN Stephanie	6	176	4/20	20.0%	2/7		2/3	0/9						3	7	2				2								
8	LOUGHLIN Emily	6	36	0/1	0.0%	0/1									4														
9	SMITH Meagan	6	55	0/3	0.0%			0/2	0/1						4	1		0/2			1	1							
10	GAMES Brigitta	6	56	3/4	75.0%		2/3	1/1					1	10	3														
11	VOWELL Brooke	6	27	1/6	16.7%	1/4			0/2						1	1					1	1							
12	WILLIAMS Victoria	6	135	4/19	21.1%	2/8		2/3	0/8				3	4	4	1	0/1				6	4				1			1
13	ROLAND Kelsey	6	78												2														
Totals				36/170	21.2%	15/58	4/5	8/26	6/74	3/4	0/3		10	78	46	8	3/26				36	18					1		7
Against				63/158	39.9%	8/19	9/21	23/48	17/63	1/1	5/6		29	97	40	20	23/26				20	34					4		2

Cap No.	Goalkeepers	Save/Shots							
		Total	%	A	C	X	5m	PS	CA
1	MENZ Kathleen	25/60	41.7%	2/6	5/9	7/21	11/22	0/1	0/1
13	ROLAND Kelsey	13/41	31.7%	3/7	1/6	2/11	7/13		0/4
Totals		38/101	37.6%	5/13	6/15	9/32	18/35	0/1	0/5

Time Outs	10
Exclusions with Substitution	7
Exclusions w/Subst after 4 min.	0

Match	Possessions		EX	2EX	Goals (G) / Misses (M)								CT		
	#	Time			X		AA		FT		5mF			PS	
			G	M	G	M	G	M	G	M	G	M			
Totals	248	1:41:57	7		8	18	19	47	1	10	5	58	1		10

LEGEND									
#	Number of possessions	%	Efficiency	20C	20 seconds exclusion in the centre forward position				
20F	20 seconds exclusion in the field			2EX	Double Exclusion	5m	5 metre shot	5mF	5m shot in the field
A	Action shot	AA	All action shots (A, C and CA)	AS	Assists	BL	Blocked shots		
C	Centre shot	CA	Counter attack	CT	Corner Throws	EX	Exclusion	FT	Free throw
G	Goals	M	Misses	Min.	Minutes played	MP	Matches played	P	Penalty
PS	Penalty shot	SP	Sprint (Won/Sprints)	ST	Steals	TF	Turnover Fouls	X	Extra player shot

Timing and Results provided by TISSOT

## Overall Team Statistics

Общая статистика команды

As of TUE 16 JUL 2013

### Preliminary Round

Team	MP	Goals/Shots								AS	TF	ST	BL	SP	Personal Fouls				
		Total	%	A	C	X	5m	PS	CA						20C	20F	2EX	P	EX
AUS - Australia	3	23/95	24.2%	4/22	6/22	8/22	5/27		0/2	5	35	22	10	11/12	10	15		3	3
CAN - Canada	3	28/78	35.9%	9/19	7/15	6/19	4/21	1/3	1/1	13	58	28	12	5/12	11	15		2	1
FRA - France	3	24/88	27.3%	4/12	2/7	9/14	9/54		0/1	3	30	16	8	5/12	10	8		1	
HUN - Hungary	3	30/77	39.0%	3/11	5/14	10/19	6/26	5/5	1/2	9	47	23	8	6/12	14	16		1	3
ITA - Italy	3	35/94	37.2%	9/21	6/17	10/19	8/32	1/1	1/4	12	38	20	5	6/12	10	9		3	
JPN - Japan	3	18/70	25.7%	4/10	0/6	8/14	3/30	2/3	1/7	4	67	29	1	7/12	12	4		3	1
RUS - Russian Fed.	3	67/114	58.8%	20/35	15/23	9/13	8/26	2/2	13/15	46	29	34	15	6/12	17	11		1	3
USA - United States	3	16/77	20.8%	7/26	1/2	4/10	3/36	1/1	0/2	4	38	20	4	2/12	13	9		1	2

### Final Rounds


Team	MP	Goals/Shots								AS	TF	ST	BL	SP	Personal Fouls				
		Total	%	A	C	X	5m	PS	CA						20C	20F	2EX	P	EX
AUS - Australia	3	28/85	32.9%	6/21	7/18	6/13	5/27	2/3	2/3	10	50	34	4	11/12	13	9		1	1
CAN - Canada	3	20/84	23.8%	4/25	7/15	1/7	6/34	1/1	1/2	7	42	25	14	3/12	13	10			
FRA - France	3	21/85	24.7%	1/13	2/10	9/22	9/40			8	45	16	10	10/14	6	12		2	1
HUN - Hungary	3	34/91	37.4%	8/27	6/19	7/10	7/25	4/6	2/4	16	59	33	9	7/12	18	10		2	1
ITA - Italy	3	26/87	29.9%	5/17	1/9	7/14	7/38	1/2	5/7	16	36	14	7	4/12	12	7		5	1
JPN - Japan	3	21/76	27.6%	6/19	2/9	5/17	5/24	0/2	3/5	12	62	32	1	4/12	8	16		2	1
RUS - Russian Fed.	3	52/108	48.1%	10/28	5/12	19/28	8/25	3/5	7/10	34	41	36	11	10/12	10	12		8	1
USA - United States	3	20/93	21.5%	8/32	3/3	4/16	3/38	2/3	0/1	6	40	26	4	1/14	23	9			5

### Overall (Preliminary + Final Rounds)

Team	MP	Goals/Shots								AS	TF	ST	BL	SP	Personal Fouls				
		Total	%	A	C	X	5m	PS	CA						20C	20F	2EX	P	EX
AUS - Australia	6	51/180	28.3%	10/43	13/40	14/35	10/54	2/3	2/5	15	85	56	14	22/24	23	24		4	4
CAN - Canada	6	48/162	29.6%	13/44	14/30	7/26	10/55	2/4	2/3	20	100	53	26	8/24	24	25		2	1
FRA - France	6	45/173	26.0%	5/25	4/17	18/36	18/94		0/1	11	75	32	18	15/26	16	20		3	1
HUN - Hungary	6	64/168	38.1%	11/38	11/33	17/29	13/51	9/11	3/6	25	106	56	17	13/24	32	26		3	4
ITA - Italy	6	61/181	33.7%	14/38	7/26	17/33	15/70	2/3	6/11	28	74	34	12	10/24	22	16		8	1
JPN - Japan	6	39/146	26.7%	10/29	2/15	13/31	8/54	2/5	4/12	16	129	61	2	11/24	20	20		5	2
RUS - Russian Fed.	6	119/222	53.6%	30/63	20/35	28/41	16/51	5/7	20/25	80	70	70	26	16/24	27	23		9	4
USA - United States	6	36/170	21.2%	15/58	4/5	8/26	6/74	3/4	0/3	10	78	46	8	3/26	36	18		1	7

#### LEGEND

%	Efficiency	20C	20 seconds exclusion in the centre forward position	20F	20 seconds exclusion in the field
2EX	Double Exclusion	5m	5 metre shot	AS	Assists
C	Centre shot	A	Action shot	BL	Blocked shots
PS	Penalty shot	CA	Counter attack	MP	Matches played
		EX	Exclusion	P	Penalty
		SP	Sprint (Won/Sprints)	TF	Turnover Fouls
		ST	Steals	X	Extra player shot

Timing and Results provided by  TISSOT



## Goalkeeper Statistics

Статистика голкипера

As of TUE 16 JUL 2013

### Goalkeepers sorted by NOC

#### Preliminary Round

Team	Name	Cap No.	Matches Played In	Min.	Shots on Goal			Penalty Shots on Goal			Counter Attack Assists	Steals
					Saves	Shots	%	Saves	Shots	%		
AUS	REID Serena	13	3	40	11	20	55.0%					
AUS	RISBY Victoria	1	3	56	8	24	33.3%	0	3	0.0%		
CAN	GAUDREAU Jessica Francine	1	3	64	17	34	50.0%	0	1	0.0%	1	
CAN	WRIGHT Claire Dawn	13	3	32	5	29	17.2%	0	1	0.0%		
FRA	COUNIL Lou	1	3	96	32	56	57.1%	0	1	0.0%		1
HUN	GANGL Edina	1	3	96	35	54	64.8%	0	1	0.0%		6
ITA	GORLERO Giulia	1	3	75	24	46	52.2%	2	2	100.0%		1
ITA	TEANI Laura	13	3	21	6	20	30.0%	0	1	0.0%		
JPN	MIURA Rikako	1	3	96	20	71	28.2%	0	3	0.0%		6
RUS	KARNAUKH Anna	13	3	64	12	26	46.2%				2	3
RUS	USTUKHINA Anna	1	3	32	17	23	73.9%	1	1	100.0%	1	
USA	MENZ Kathleen	1	3	72	16	35	45.7%	0	1	0.0%		2
USA	ROLAND Kelsey	13	3	24	6	12	50.0%					

#### Final Rounds

Team	Name	Cap No.	Matches Played In	Min.	Shots on Goal			Penalty Shots on Goal			Counter Attack Assists	Steals
					Saves	Shots	%	Saves	Shots	%		
AUS	REID Serena	13	3	40	5	14	35.7%					1
AUS	RISBY Victoria	1	3	56	15	30	50.0%	1	1	100.0%		
CAN	GAUDREAU Jessica Francine	1	3	48	9	23	39.1%					4
CAN	WRIGHT Claire Dawn	13	3	48	16	23	69.6%					3
FRA	COUNIL Lou	1	3	102	39	66	59.1%	1	2	50.0%		1
HUN	GANGL Edina	1	3	80	29	55	52.7%	0	2	0.0%		10
HUN	GUNDL Diana Agnes	13	3	16	5	8	62.5%					
ITA	GORLERO Giulia	1	3	55	22	40	55.0%	0	3	0.0%	1	
ITA	TEANI Laura	13	3	41	11	19	57.9%				1	3
JPN	MIURA Rikako	1	3	96	28	60	46.7%	0	2	0.0%		9
RUS	KARNAUKH Anna	13	3	72	16	35	45.7%	2	6	33.3%	1	2
RUS	USTUKHINA Anna	1	3	24	8	14	57.1%	0	1	0.0%		1
USA	MENZ Kathleen	1	3	48	9	25	36.0%					2
USA	ROLAND Kelsey	13	3	54	7	29	24.1%					2





## Goalkeeper Statistics

Статистика голкипера

As of TUE 16 JUL 2013


### Goalkeepers sorted by NOC

#### Overall (Preliminary + Final Rounds)

Team	Name	Cap No.	Matches Played In	Min.	Shots on Goal			Penalty Shots on Goal			Counter Attack Assists	Steals
					Saves	Shots	%	Saves	Shots	%		
AUS	REID Serena	13	6	80	16	34	47.1%					1
AUS	RISBY Victoria	1	6	112	23	54	42.6%	1	4	25.0%		
CAN	GAUDREAU Jessica Francine	1	6	112	26	57	45.6%	0	1	0.0%	1	4
CAN	WRIGHT Claire Dawn	13	6	80	21	52	40.4%	0	1	0.0%		3
FRA	COUNIL Lou	1	6	198	71	122	58.2%	1	3	33.3%		2
HUN	GANGL Edina	1	6	176	64	109	58.7%	0	3	0.0%		16
HUN	GUNDL Diana Agnes	13	6	16	5	8	62.5%					
ITA	GORLERO Giulia	1	6	131	46	86	53.5%	2	5	40.0%	1	1
ITA	TEANI Laura	13	6	61	17	39	43.6%	0	1	0.0%	1	3
JPN	MIURA Rikako	1	6	192	48	131	36.6%	0	5	0.0%		15
RUS	KARNAUKH Anna	13	6	136	28	61	45.9%	2	6	33.3%	3	5
RUS	USTUKHINA Anna	1	6	56	25	37	67.6%	1	2	50.0%	1	1
USA	MENZ Kathleen	1	6	120	25	60	41.7%	0	1	0.0%		4
USA	ROLAND Kelsey	13	6	78	13	41	31.7%					2

#### LEGEND

% Efficiency      Min. Minutes played

Timing and Results provided by  TISSOT



## Team Statistics

As of TUE 16 JUL 2013

### Teams ranked by goals scored

#### Preliminary Round

##### GOALS and SHOTS

Rank	Team	MP	Goals	Shots	%
1	RUS	3	67	114	58.8
2	ITA	3	35	94	37.2
3	HUN	3	30	77	39.0
4	CAN	3	28	78	35.9
5	FRA	3	24	88	27.3
6	AUS	3	23	95	24.2
7	JPN	3	18	70	25.7
8	USA	3	16	77	20.8

##### PENALTY SHOTS

Rank	Team	MP	Goals	Shots	%
1	HUN	3	5	5	100.0
2	JPN	3	2	3	66.7
2	RUS	3	2	2	100.0
4	CAN	3	1	3	33.3
4	ITA	3	1	1	100.0
4	USA	3	1	1	100.0

##### CENTRE SHOTS

Rank	Team	MP	Goals	Shots	%
1	RUS	3	15	23	65.2
2	CAN	3	7	15	46.7
3	AUS	3	6	22	27.3
3	ITA	3	6	17	35.3
5	HUN	3	5	14	35.7
6	FRA	3	2	7	28.6
7	USA	3	1	2	50.0

##### COUNTER ATTACK SHOTS

Rank	Team	MP	Goals	Shots	%
1	RUS	3	13	15	86.7
2	CAN	3	1	1	100.0
2	HUN	3	1	2	50.0
2	ITA	3	1	4	25.0
2	JPN	3	1	7	14.3

##### EXTRA PLAYER SHOTS

Rank	Team	MP	Goals	Shots	%
1	HUN	3	10	19	52.6
1	ITA	3	10	19	52.6
3	FRA	3	9	14	64.3
3	RUS	3	9	13	69.2
5	AUS	3	8	22	36.4
5	JPN	3	8	14	57.1
7	CAN	3	6	19	31.6
8	USA	3	4	10	40.0

##### ACTION SHOTS

Rank	Team	MP	Goals	Shots	%
1	RUS	3	20	35	57.1
2	CAN	3	9	19	47.4
2	ITA	3	9	21	42.9
4	USA	3	7	26	26.9
5	AUS	3	4	22	18.2
5	FRA	3	4	12	33.3
5	JPN	3	4	10	40.0
8	HUN	3	3	11	27.3

##### 5m SHOTS

Rank	Team	MP	Goals	Shots	%
1	FRA	3	9	54	16.7
2	ITA	3	8	32	25.0
2	RUS	3	8	26	30.8
4	HUN	3	6	26	23.1
5	AUS	3	5	27	18.5
6	CAN	3	4	21	19.0
7	JPN	3	3	30	10.0
7	USA	3	3	36	8.3



## Team Statistics

As of TUE 16 JUL 2013

### Teams ranked by goals scored

#### Final Rounds

##### GOALS and SHOTS

Rank	Team	MP	Goals	Shots	%
1	RUS	3	52	108	48.1
2	HUN	3	34	91	37.4
3	AUS	3	28	85	32.9
4	ITA	3	26	87	29.9
5	FRA	3	21	85	24.7
5	JPN	3	21	76	27.6
7	CAN	3	20	84	23.8
7	USA	3	20	93	21.5

##### EXTRA PLAYER SHOTS

Rank	Team	MP	Goals	Shots	%
1	RUS	3	19	28	67.9
2	FRA	3	9	22	40.9
3	HUN	3	7	10	70.0
3	ITA	3	7	14	50.0
5	AUS	3	6	13	46.2
6	JPN	3	5	17	29.4
7	USA	3	4	16	25.0
8	CAN	3	1	7	14.3

##### PENALTY SHOTS

Rank	Team	MP	Goals	Shots	%
1	HUN	3	4	6	66.7
2	RUS	3	3	5	60.0
3	AUS	3	2	3	66.7
3	USA	3	2	3	66.7
5	CAN	3	1	1	100.0
5	ITA	3	1	2	50.0

##### ACTION SHOTS

Rank	Team	MP	Goals	Shots	%
1	RUS	3	10	28	35.7
2	HUN	3	8	27	29.6
2	USA	3	8	32	25.0
4	AUS	3	6	21	28.6
4	JPN	3	6	19	31.6
6	ITA	3	5	17	29.4
7	CAN	3	4	25	16.0
8	FRA	3	1	13	7.7

##### CENTRE SHOTS

Rank	Team	MP	Goals	Shots	%
1	AUS	3	7	18	38.9
1	CAN	3	7	15	46.7
3	HUN	3	6	19	31.6
4	RUS	3	5	12	41.7
5	USA	3	3	3	100.0
6	FRA	3	2	10	20.0
6	JPN	3	2	9	22.2
8	ITA	3	1	9	11.1

##### 5m SHOTS

Rank	Team	MP	Goals	Shots	%
1	FRA	3	9	40	22.5
2	RUS	3	8	25	32.0
3	HUN	3	7	25	28.0
3	ITA	3	7	38	18.4
5	CAN	3	6	34	17.6
6	AUS	3	5	27	18.5
6	JPN	3	5	24	20.8
8	USA	3	3	38	7.9

##### COUNTER ATTACK SHOTS

Rank	Team	MP	Goals	Shots	%
1	RUS	3	7	10	70.0
2	ITA	3	5	7	71.4
3	JPN	3	3	5	60.0
4	AUS	3	2	3	66.7
4	HUN	3	2	4	50.0
6	CAN	3	1	2	50.0



## Team Statistics

As of TUE 16 JUL 2013

### Teams ranked by goals scored

#### Overall (Preliminary + Final Rounds)

##### GOALS and SHOTS

Rank	Team	MP	Goals	Shots	%
1	RUS	6	119	222	53.6
2	HUN	6	64	168	38.1
3	ITA	6	61	181	33.7
4	AUS	6	51	180	28.3
5	CAN	6	48	162	29.6
6	FRA	6	45	173	26.0
7	JPN	6	39	146	26.7
8	USA	6	36	170	21.2

##### EXTRA PLAYER SHOTS

Rank	Team	MP	Goals	Shots	%
1	RUS	6	28	41	68.3
2	FRA	6	18	36	50.0
3	HUN	6	17	29	58.6
3	ITA	6	17	33	51.5
5	AUS	6	14	35	40.0
6	JPN	6	13	31	41.9
7	USA	6	8	26	30.8
8	CAN	6	7	26	26.9

##### PENALTY SHOTS

Rank	Team	MP	Goals	Shots	%
1	HUN	6	9	11	81.8
2	RUS	6	5	7	71.4
3	USA	6	3	4	75.0
4	AUS	6	2	3	66.7
4	CAN	6	2	4	50.0
4	ITA	6	2	3	66.7
4	JPN	6	2	5	40.0

##### ACTION SHOTS

Rank	Team	MP	Goals	Shots	%
1	RUS	6	30	63	47.6
2	USA	6	15	58	25.9
3	ITA	6	14	38	36.8
4	CAN	6	13	44	29.5
5	HUN	6	11	38	28.9
6	AUS	6	10	43	23.3
6	JPN	6	10	29	34.5
8	FRA	6	5	25	20.0

##### CENTRE SHOTS

Rank	Team	MP	Goals	Shots	%
1	RUS	6	20	35	57.1
2	CAN	6	14	30	46.7
3	AUS	6	13	40	32.5
4	HUN	6	11	33	33.3
5	ITA	6	7	26	26.9
6	FRA	6	4	17	23.5
6	USA	6	4	5	80.0
8	JPN	6	2	15	13.3

##### 5m SHOTS

Rank	Team	MP	Goals	Shots	%
1	FRA	6	18	94	19.1
2	RUS	6	16	51	31.4
3	ITA	6	15	70	21.4
4	HUN	6	13	51	25.5
5	AUS	6	10	54	18.5
5	CAN	6	10	55	18.2
7	JPN	6	8	54	14.8
8	USA	6	6	74	8.1

##### COUNTER ATTACK SHOTS

Rank	Team	MP	Goals	Shots	%
1	RUS	6	20	25	80.0
2	ITA	6	6	11	54.5
3	JPN	6	4	12	33.3
4	HUN	6	3	6	50.0
5	AUS	6	2	5	40.0
5	CAN	6	2	3	66.7

#### LEGEND

% Efficiency                      MP Matches Played

Timing and Results provided by TISSOT



## Individual Statistics

Индивидуальная статистика

As of TUE 16 JUL 2013

### Players ranked by goals scored / sprints won

#### Preliminary Round

##### EXTRA PLAYER SHOTS

Rk	Cap No.	Name	Team	MP	Goals	Shots	%
1	8	KAKIICHI Erina	JPN	3	6	6	100.0
2	7	CLOMES Charlaïne	FRA	3	5	8	62.5
2	9	VERDE Medea	ITA	3	5	6	83.3
4	10	BELIAEVA Olga	RUS	3	4	4	100.0
5	3	ARMIT Elle	AUS	3	3	5	60.0
5	5	GUILLET Louise	FRA	3	3	3	100.0

More players tied with the same rank than can fit in the list

##### PENALTY SHOTS

Rk	Cap No.	Name	Team	MP	Goals	Shots	%
1	5	GEMES Alexa Anett	HUN	3	4	4	100.0
2	5	ANTONOVA Alexandra	RUS	3	1	1	100.0
2	4	KISTELEKI Hanna Anna	HUN	3	1	1	100.0
2	7	KOJO Yumi	JPN	3	1	1	100.0
2	7	LISUNOVA Ekaterina	RUS	3	1	1	100.0
2	2	McKEE Kelly Blair	CAN	3	1	1	100.0
2	10	MORI Tsubasa	JPN	3	1	1	100.0
2	5	SAVIOLI Martina	ITA	3	1	1	100.0
2	5	SCHROEDER Tiera	USA	3	1	1	100.0

##### ACTION SHOTS

Rk	Cap No.	Name	Team	MP	Goals	Shots	%
1	12	FOURNIER Shae Chantal	CAN	3	5	9	55.6
2	2	ANTONOVA Diana	RUS	3	4	5	80.0
2	4	KARIMOVA Elvina	RUS	3	4	5	80.0
4	7	LISUNOVA Ekaterina	RUS	3	3	6	50.0
4	3	PROKOFYEVA Ekaterina	RUS	3	3	4	75.0
4	6	YOUNG Ashley	USA	3	3	7	42.9

More players tied with the same rank than can fit in the list

##### CENTRE SHOTS

Rk	Cap No.	Name	Team	MP	Goals	Shots	%
1	10	BELIAEVA Olga	RUS	3	8	11	72.7
2	12	BARZON Laura	ITA	3	4	7	57.1
2	11	SOMHEGYI Noemi	HUN	3	4	13	30.8
4	3	ARMIT Elle	AUS	3	2	2	100.0
4	5	GUILLET Louise	FRA	3	2	4	50.0
4	4	KARIMOVA Elvina	RUS	3	2	3	66.7
4	12	KRIMER Ksenia	RUS	3	2	3	66.7
4	6	SYMONS Belinda	AUS	3	2	5	40.0
4	10	TIELMANN Alexa Danielle	CAN	3	2	5	40.0

More players tied with the same rank than can fit in the list

##### 5m SHOTS

Rk	Cap No.	Name	Team	MP	Goals	Shots	%
1	5	GUILLET Louise	FRA	3	4	17	23.5
1	8	MOTTA Silvia	ITA	3	4	9	44.4
3	3	PROKOFYEVA Ekaterina	RUS	3	3	8	37.5
4	10	BENSON Emily	AUS	3	2	5	40.0
4	7	CLOMES Charlaïne	FRA	3	2	8	25.0
4	3	CSABAI Dora	HUN	3	2	4	50.0
4	11	IVANOVA Evgeniya	RUS	3	2	7	28.6
4	2	McKEE Kelly Blair	CAN	3	2	3	66.7
4	11	SUGIYAMA Midori	JPN	3	2	13	15.4

More players tied with the same rank than can fit in the list

##### LEADING SPRINTERS

Rk	Cap No.	Name	Team	MP	Won	Sprints	%
1	3	OGAWA Saki	JPN	3	7	12	58.3
1	7	SCHMID Maddiso	AUS	3	7	8	87.5
3	11	DROCCO Laura	ITA	3	6	8	75.0
4	8	ROBINSON Cara Dawn	CAN	3	4	6	66.7
5	5	GEMES Alexa Anett	HUN	3	3	5	60.0
5	7	LISUNOVA Ekaterina	RUS	3	3	4	75.0

More players tied with the same rank than can fit in the list

##### COUNTER ATTACK SHOTS

Rk	Cap No.	Name	Team	MP	Goals	Shots	%
1	7	LISUNOVA Ekaterina	RUS	3	5	5	100.0
2	10	BELIAEVA Olga	RUS	3	2	3	66.7
2	11	IVANOVA Evgeniya	RUS	3	2	3	66.7
2	4	KARIMOVA Elvina	RUS	3	2	2	100.0
5	5	ANTONOVA Alexandra	RUS	3	1	1	100.0
5	2	ANTONOVA Diana	RUS	3	1	1	100.0
5	2	BARTOLINI Giulia	ITA	3	1	1	100.0
5	5	KOTYLAK Danika Christine	CAN	3	1	1	100.0
5	5	NAKATA Moe	JPN	3	1	2	50.0
5	11	SOMHEGYI Noemi	HUN	3	1	1	100.0



## Individual Statistics

Индивидуальная статистика

As of TUE 16 JUL 2013

### Players ranked by goals scored / sprints won

#### Final Rounds

##### EXTRA PLAYER SHOTS

Rk	Cap No.	Name	Team	MP	Goals	Shots	%
1	7	LISUNOVA Ekaterina	RUS	3	8	8	100.0
2	4	KARIMOVA Elvina	RUS	3	3	3	100.0
2	4	KISTELEKI Hanna Anna	HUN	3	3	3	100.0

More players tied with the same rank than can fit in the list

##### PENALTY SHOTS

Rk	Cap No.	Name	Team	MP	Goals	Shots	%
1	5	GEMES Alexa Anett	HUN	3	3	4	75.0
1	3	PROKOFYEVA Ekaterina	RUS	3	3	3	100.0
3	5	SCHROEDER Tiera	USA	3	2	2	100.0
4	12	BARZON Laura	ITA	3	1	2	50.0
4	2	COLENSO Bronte	AUS	3	1	1	100.0
4	12	KING Olivia	AUS	3	1	1	100.0
4	4	KISTELEKI Hanna Anna	HUN	3	1	1	100.0
4	2	McKEE Kelly Blair	CAN	3	1	1	100.0

##### ACTION SHOTS

Rk	Cap No.	Name	Team	MP	Goals	Shots	%
1	7	LISUNOVA Ekaterina	RUS	3	3	3	100.0

More players tied with the same rank than can fit in the list

##### CENTRE SHOTS

Rk	Cap No.	Name	Team	MP	Goals	Shots	%
1	3	LEKNES Francis Rae	CAN	3	4	7	57.1
1	11	SOMHEGYI Noemi	HUN	3	4	11	36.4
3	10	BELIAEVA Olga	RUS	3	3	8	37.5
4	3	ARMIT Elle	AUS	3	2	3	66.7
4	5	GUILLET Louise	FRA	3	2	5	40.0
4	4	MARTIN Jessica	AUS	3	2	6	33.3
4	6	SYMONS Belinda	AUS	3	2	5	40.0
4	6	YOUNG Ashley	USA	3	2	2	100.0

More players tied with the same rank than can fit in the list

##### 5m SHOTS

Rk	Cap No.	Name	Team	MP	Goals	Shots	%
1	12	FOURNIER Shae Chantal	CAN	3	4	10	40.0
1	11	SUGIYAMA Midori	JPN	3	4	10	40.0
1	8	TARDY Marion	FRA	3	4	8	50.0
4	11	IVANOVA Evgeniya	RUS	3	3	6	50.0
4	3	PROKOFYEVA Ekaterina	RUS	3	3	6	50.0

More players tied with the same rank than can fit in the list

##### LEADING SPRINTERS

Rk	Cap No.	Name	Team	MP	Won	Sprints	%
1	7	SCHMID Maddiso	AUS	3	9	9	100.0
2	4	KISTELEKI Hanna Anna	HUN	3	6	9	66.7
3	2	ANTONOVA Diana	RUS	3	5	5	100.0
3	12	DAULE Audrey	FRA	3	5	6	83.3
5	11	CLERC Clemence	FRA	3	4	5	80.0
5	11	DROCCO Laura	ITA	3	4	8	50.0
5	3	OGAWA Saki	JPN	3	4	8	50.0
8	3	PROKOFYEVA Ekaterina	RUS	3	3	4	75.0
8	8	ROBINSON Cara Dawn	CAN	3	3	8	37.5
10	5	CASEY Pascalle	AUS	3	2	3	66.7

##### COUNTER ATTACK SHOTS

Rk	Cap No.	Name	Team	MP	Goals	Shots	%
1	3	PROKOFYEVA Ekaterina	RUS	3	3	3	100.0
2	11	IVANOVA Evgeniya	RUS	3	2	2	100.0
2	4	KISTELEKI Hanna Anna	HUN	3	2	3	66.7
2	7	LISUNOVA Ekaterina	RUS	3	2	2	100.0
2	5	SAVIOLI Martina	ITA	3	2	3	66.7

More players tied with the same rank than can fit in the list



## Individual Statistics

Индивидуальная статистика

As of TUE 16 JUL 2013

### Players ranked by goals scored / sprints won

#### Overall (Preliminary + Final Rounds)

##### EXTRA PLAYER SHOTS

Rk	Cap No.	Name	Team	MP	Goals	Shots	%
1	7	LISUNOVA Ekaterina	RUS	6	8	9	88.9
2	7	CLOMES Charlaïne	FRA	6	7	16	43.8
2	8	KAKIICHI Erina	JPN	6	7	8	87.5
2	9	VERDE Medea	ITA	6	7	9	77.8
5	10	BELIAEVA Olga	RUS	6	6	8	75.0
6	5	GUILLET Louise	FRA	6	5	6	83.3
6	4	KISTELEKI Hanna Anna	HUN	6	5	8	62.5

More players tied with the same rank than can fit in the list

##### ACTION SHOTS

Rk	Cap No.	Name	Team	MP	Goals	Shots	%
1	12	FOURNIER Shae Chantal	CAN	6	6	14	42.9
1	7	LISUNOVA Ekaterina	RUS	6	6	9	66.7
3	6	YOUNG Ashley	USA	6	5	13	38.5
4	2	ANTONOVA Diana	RUS	6	4	8	50.0
4	4	KARIMOVA Elvina	RUS	6	4	8	50.0
4	3	PROKOFYEVA Ekaterina	RUS	6	4	6	66.7

More players tied with the same rank than can fit in the list

##### 5m SHOTS

Rk	Cap No.	Name	Team	MP	Goals	Shots	%
1	5	GUILLET Louise	FRA	6	6	27	22.2
1	3	PROKOFYEVA Ekaterina	RUS	6	6	14	42.9
1	11	SUGIYAMA Midori	JPN	6	6	23	26.1
4	12	FOURNIER Shae Chantal	CAN	6	5	13	38.5
4	11	IVANOVA Evgeniya	RUS	6	5	13	38.5
4	8	MOTTA Silvia	ITA	6	5	15	33.3
4	8	TARDY Marion	FRA	6	5	15	33.3
8	3	CSABAI Dora	HUN	6	4	7	57.1
8	2	McKEE Kelly Blair	CAN	6	4	15	26.7

More players tied with the same rank than can fit in the list

##### COUNTER ATTACK SHOTS

Rk	Cap No.	Name	Team	MP	Goals	Shots	%
1	7	LISUNOVA Ekaterina	RUS	6	7	7	100.0
2	11	IVANOVA Evgeniya	RUS	6	4	5	80.0
3	3	PROKOFYEVA Ekaterina	RUS	6	3	3	100.0
4	2	BARTOLINI Giulia	ITA	6	2	2	100.0
4	10	BELIAEVA Olga	RUS	6	2	4	50.0
4	4	KARIMOVA Elvina	RUS	6	2	2	100.0
4	4	KISTELEKI Hanna Anna	HUN	6	2	3	66.7
4	5	NAKATA Moe	JPN	6	2	3	66.7
4	5	SAVIOLI Martina	ITA	6	2	3	66.7

More players tied with the same rank than can fit in the list

##### PENALTY SHOTS

Rk	Cap No.	Name	Team	MP	Goals	Shots	%
1	5	GEMES Alexa Anett	HUN	6	7	8	87.5
2	3	PROKOFYEVA Ekaterina	RUS	6	3	3	100.0
2	5	SCHROEDER Tiera	USA	6	3	3	100.0
4	4	KISTELEKI Hanna Anna	HUN	6	2	2	100.0
4	2	McKEE Kelly Blair	CAN	6	2	2	100.0

More players tied with the same rank than can fit in the list

##### CENTRE SHOTS

Rk	Cap No.	Name	Team	MP	Goals	Shots	%
1	10	BELIAEVA Olga	RUS	6	11	19	57.9
2	11	SOMHEGYI Noemi	HUN	6	8	24	33.3
3	3	LEKNES Francis Rae	CAN	6	5	10	50.0
4	3	ARMIT Elle	AUS	6	4	5	80.0
4	12	BARZON Laura	ITA	6	4	12	33.3
4	5	GUILLET Louise	FRA	6	4	9	44.4
4	6	SYMONS Belinda	AUS	6	4	10	40.0
8	4	MARTIN Jessica	AUS	6	3	14	21.4
8	10	TIELMANN Alexa Danielle	CAN	6	3	9	33.3

More players tied with the same rank than can fit in the list

##### LEADING SPURTERS

Rk	Cap No.	Name	Team	MP	Won	Sprints	%
1	7	SCHMID Maddiso	AUS	6	16	17	94.1
2	3	OGAWA Saki	JPN	6	11	20	55.0
3	11	DROCCO Laura	ITA	6	10	16	62.5
4	4	KISTELEKI Hanna Anna	HUN	6	8	13	61.5
5	8	ROBINSON Cara Dawn	CAN	6	7	14	50.0
6	12	DAULE Audrey	FRA	6	6	12	50.0
7	2	ANTONOVA Diana	RUS	6	5	6	83.3
7	11	CLERC Clemence	FRA	6	5	6	83.3
9	7	LISUNOVA Ekaterina	RUS	6	4	5	80.0
9	3	PROKOFYEVA Ekaterina	RUS	6	4	5	80.0

LEGEND	
%	Efficiency
MP	Matches played
Rk	Rank

Timing and Results provided by



## Individual Statistics - Leading Scorer

Индивидуальная статистика – Лидирующие игроки


As of TUE 16 JUL 2013

### Players ranked by goals scored

Rank	Cap No.	Name	Team	Matches Played	Preliminary Round	Final Rounds	Overall	
					Goals/Shots	Goals/Shots	Goals/Shots	%
1	7	LISUNOVA Ekaterina	RUS	6	9 / 14	16 / 18	25 / 32	78.1%
2	10	BELIAEVA Olga	RUS	6	16 / 20	6 / 14	22 / 34	64.7%
3	3	PROKOFYEVA Ekaterina	RUS	6	7 / 13	11 / 17	18 / 30	60.0%
4	12	FOURNIER Shae Chantal	CAN	6	9 / 22	7 / 21	16 / 43	37.2%
5	5	GUILLET Louise	FRA	6	9 / 27	6 / 23	15 / 50	30.0%
6	4	KISTELEKI Hanna Anna	HUN	6	5 / 15	9 / 15	14 / 30	46.7%
6	11	SOMHEGYI Noemi	HUN	6	8 / 18	6 / 17	14 / 35	40.0%
8	4	KARIMOVA Elvina	RUS	6	9 / 12	3 / 9	12 / 21	57.1%
9	12	BARZON Laura	ITA	6	6 / 16	5 / 17	11 / 33	33.3%
9	11	IVANOVA Evgeniya	RUS	6	5 / 15	6 / 11	11 / 26	42.3%
9	5	SAVIOLI Martina	ITA	6	6 / 17	5 / 10	11 / 27	40.7%
12	2	ANTONOVA Diana	RUS	6	8 / 9	2 / 9	10 / 18	55.6%
12	7	CLOMES Charlaïne	FRA	6	8 / 17	2 / 13	10 / 30	33.3%
12	3	CSABAI Dora	HUN	6	4 / 9	6 / 19	10 / 28	35.7%
12	12	KING Olivia	AUS	6	4 / 15	6 / 15	10 / 30	33.3%
12	8	MOTTA Silvia	ITA	6	8 / 16	2 / 10	10 / 26	38.5%
12	9	VERDE Medea	ITA	6	6 / 11	4 / 7	10 / 18	55.6%
18	3	ARMIT Elle	AUS	6	5 / 13	4 / 12	9 / 25	36.0%
18	8	KAKIICHI Erina	JPN	6	6 / 12	3 / 11	9 / 23	39.1%
18	2	McKEE Kelly Blair	CAN	6	5 / 7	4 / 16	9 / 23	39.1%
18	11	SUGIYAMA Midori	JPN	6	3 / 16	6 / 15	9 / 31	29.0%
18	6	YOUNG Ashley	USA	6	4 / 18	5 / 21	9 / 39	23.1%
23	5	ANTONOVA Alexandra	RUS	6	6 / 11	2 / 11	8 / 22	36.4%
23	5	GEMES Alexa Anett	HUN	6	5 / 12	3 / 13	8 / 25	32.0%

More players tied with the same rank than can fit in the list

LEGEND  
% Efficiency

Timing and Results provided by  TISSOT





## Medallists

Медалисты

GOLD	SILVER	BRONZE
<b>RUS - Russian Fed.</b> 1 USTUKHINA Anna 2 ANTONOVA Diana 3 PROKOFYEVA Ekaterina 4 KARIMOVA Elvina 5 ANTONOVA Alexandra 6 PERFILIEVA Nataliya 7 LISUNOVA Ekaterina 8 GRINEVA Anna 9 ZELENTOVA Ekaterina 10 BELIAEVA Olga 11 IVANOVA Evgeniya (C) 12 KRIMER Ksenia 13 KARNAUKH Anna	<b>HUN - Hungary</b> 1 GANGL Edina 2 ARKOSY Lilla 3 CSABAI Dora 4 KISTELEKI Hanna Anna 5 GEMES Alexa Anett 6 DALMADY Petra 7 DALMADY Szandra Kata 8 POCSI Bianka (C) 9 HEVESI Anita 10 KOCSIS Laura 11 SOMHEGYI Noemi 12 ZAJACZ Hanna 13 GUNDL Diana Agnes	<b>ITA - Italy</b> 1 GORLERO Giulia 2 BARTOLINI Giulia 3 VERDUCCI Martina 4 GIACHI Gloria 5 SAVIOLI Martina 6 MILLO Alessia 7 SAVIOLI Ilaria 8 MOTTA Silvia (C) 9 VERDE Medea 10 BENCARDINO Martina 11 DROCCO Laura 12 BARZON Laura 13 TEANI Laura



# Result Book

27th Summer Universiade in Kazan 2013



## Water Polo

Women's Preliminary Round Group A





Match 2

Start List

Стартовый список

ITA - CAN

**Referees:** BIRRI Gabriella Erzsebet (HUN) Goal Judges: SAVCHENKO Nataliya Timekeepers: KOMAROVA Ekaterina  
MATIJASEVIC Sinisa (MNE) TKACHENKO Vasily KASHTANOVA Natalya  
**FISU Delegate:** CLEMENCON Jean-Paul **TO Judges:** GALIMZYANOVA Olga Secretaries: MORUSHENKO Maiia  
HOHRYAKOVA Anna DMITRIEVA Anastasiia

ITA - Italy (White)

Cap No.	Name	Pos	L/R	Year of Birth	Tournament Statistics				
					FG	PG	Assists	Pers. Fouls	Min.
1	GORLERO Giulia	GK	R	1990					
2	BARTOLINI Giulia	FP	R	1990					
3	VERDUCCI Martina	FP	R	1993					
4	GIACHI Gloria	FP	R	1991					
5	SAVIOLI Martina	FP	R	1990					
6	MILLO Alessia	FP	R	1993					
7	SAVIOLI Ilaria	FP	R	1990					
8	MOTTA Silvia (C)	FP	R	1988					
9	VERDE Medea	FP	R	1991					
10	BENCARDINO Martina	FP	R	1987					
11	DROCCO Laura	FP	R	1987					
12	BARZON Laura	FP	R	1992					
13	TEANI Laura	GK	R	1991					
<b>Head Coach</b>		CAPANNA Marco							
<b>Official</b>		CASTELLI Arnaldo							
<b>Official</b>		GRASSI Giacomo							

CAN - Canada (Blue)

Cap No.	Name	Pos	L/R	Year of Birth	Tournament Statistics				
					FG	PG	Assists	Pers. Fouls	Min.
1	GAUDREAU Jessica Francine	GK	R	1994					
2	McKEE Kelly Blair	FP	R	1992					
3	LEKNESS Francis Rae	FP	R	1994					
4	STEENKAMER Rebekka Katherine	FP	R	1993					
5	KOTYLAK Danika Christine	FP	R	1995					
6	MOLDE Taylor Marie	FP	R	1995					
7	TAYLOR Shelby Michelle	FP	R	1993					
8	ROBINSON Cara Dawn	FP	R	1994					
9	SOHI Gurpreet Kaur	FP	R	1994					
10	TIELMANN Alexa Danielle	FP	R	1994					
11	LEMAY-LAVOIE Elyse	FP	R	1994					
12	FOURNIER Shae Chantal (C)	FP	R	1992					
13	WRIGHT Claire Dawn	GK	R	1994					
<b>Head Coach</b>		ROBINSON Andrew							
<b>Official</b>		MITCHELL Justin Michel							
<b>Official</b>		HART David Andrew							

LEGEND

(C)	Captain	CB	Centre Back	CF	Centre Forward	D	Driver	FG	Field Goals
GK	Goalkeeper			L/R	Handedness	Min.	Minutes Played		
Pers.	Personal	PG	Penalty Goals	Pos	Playing position	R	Right	TO	Time Out
TWPC	Technical Water Polo Committee								



Match 2

Results  
Результат

ITA 10 - 11 CAN  
(2:1, 1:3, 3:3, 4:4)

Referees: BIRRI Gabriella Erzsebet (HUN)  
MATIJASEVIC Sinisa (MNE)

FISU Delegate: CLEMENCON Jean-Paul

ITA - Italy (White)

Cap No.	Name	Estimated Time Played	Goals/Shots								AS	TF	ST	BL	SP	Personal Fouls						
			Total	%	A	C	X	5m	PS	CA						20C	20F	2EX	P	EX		
*1	GORLERO Giulia	32:00														1						
*2	BARTOLINI Giulia	29:43	0/4	0.0%					0/4							1	1	1				
3	VERDUCCI Martina	8:12	1/1	100.0%	1/1															1		
4	GIACHI Gloria	13:19	1/2	50.0%					1/2						1						1	
*5	SAVIOLI Martina	29:20	3/9	33.3%	1/2	0/2			1/1	1/4										1		
*6	MILLO Alessia	16:33	1/3	33.3%	0/1					1/2						2	2	1			2	
7	SAVIOLI Ilaria	17:42	1/3	33.3%	0/1				1/1	0/1							2					
*8	MOTTA Silvia	24:30	1/5	20.0%	1/2					0/3							3			1	1	
*9	VERDE Medea	20:55	1/2	50.0%		0/1			1/1								1				1	
10	BENCARDINO Martina	6:47													0/1							
*11	DROCCO Laura	11:00													3/3						1	
12	BARZON Laura	13:59	1/3	33.3%	1/1				0/1	0/1						1	2		1			
13	TEANI Laura																					
Totals			10/32	31.3%	4/8	0/3	3/4	3/17				5	12	3	1	3/4	4	4			1	
Cap No.	Goalkeepers	Save/Shots								Time Outs		Exclusions with Substitution		Exclusions w/Subst after 4 min.								
		Total	%	A	C	X	5m	PS	CA													
*1	GORLERO Giulia	9/20	45.0%	4/8	0/2	1/2	3/7	1/1													2	
13	TEANI Laura																					0
Totals		9/20	45.0%	4/8	0/2	1/2	3/7	1/1														0

CAN - Canada (Blue)

Cap No.	Name	Estimated Time Played	Goals/Shots								AS	TF	ST	BL	SP	Personal Fouls						
			Total	%	A	C	X	5m	PS	CA						20C	20F	2EX	P	EX		
*1	GAUDREAU Jessica Francine	32:00																				
*2	McKEE Kelly Blair	29:21	2/2	100.0%					2/2							3		2			1	
3	LEKNESS Francis Rae	11:07										2		1								
4	STEENKAMER Rebekka Katherine	16:06	1/1	100.0%					1/1			5								1	1	
5	KOTYLAK Danika Christine	1:31																				
6	MOLDE Taylor Marie	15:14	0/1	0.0%	0/1																	
7	TAYLOR Shelby Michelle	4:56	1/1	100.0%					1/1					1								
*8	ROBINSON Cara Dawn	26:11	0/1	0.0%	0/1									1							1	
*9	SOHI Gurpreet Kaur	26:17	1/8	12.5%		1/1	0/2	0/4	0/1					1/4								
*10	TIELMANN Alexa Danielle	12:51										3	1								1	
*11	LEMAY-LAVOIE Elyse	17:57	0/4	0.0%	0/1				0/3			2	1	1	1					1	2	S
*12	FOURNIER Shae Chantal	30:29	6/14	42.9%	4/8	1/1	0/4	1/1						2	2							
13	WRIGHT Claire Dawn																					
Totals			11/32	34.4%	4/11	2/2	1/7	4/11	0/1			6	12	8	4	1/4	3	5				1
Cap No.	Goalkeepers	Save/Shots								Time Outs		Exclusions with Substitution		Exclusions w/Subst after 4 min.								
		Total	%	A	C	X	5m	PS	CA													
*1	GAUDREAU Jessica Francine	9/19	47.4%	2/6	1/1	0/3	6/9															2
13	WRIGHT Claire Dawn																					1
Totals		9/19	47.4%	2/6	1/1	0/3	6/9															0



Match 2

Results

Результат

ITA 10 - 11 CAN

(2:1, 1:3, 3:3, 4:4)


Referees: BIRRI Gabriella Erzsebet (HUN)  
MATIJASEVIC Sinisa (MNE)

FISU Delegate: CLEMENCON Jean-Paul

Period	ITA - Italy											CAN - Canada														
	Possessions		EX	Goals (G) / Misses (M)								CT	Possessions		EX	Goals (G) / Misses (M)								CT		
				X	AA		FT		5mF		PS					X	AA		FT		5mF		PS			
#	Time	G	M	G	M	G	M	G	M	G	M	#	Time	G	M	G	M	G	M	G	M					
Quarter 1	10	4:03								2	3		12	3:57	0	1		4			1	2		1	1	
Quarter 2	12	4:33		1	1		2				5		2	11	3:27	1	2	1	1			1	2			
Quarter 3	11	4:23		2		1	3		1		3		10	3:37	0	2	2	1			1	1				
Quarter 4	11	3:49				3			1	1	1		11	4:11	1	0	1	3	1			1	2		1	
Total	44	16:48		3	1	4	7		2	3	12		2	44	15:12	1	1	6	6	7		4	7		1	2

Match ITA - CAN														
Possessions		EX	2EX	Goals (G) / Misses (M)								CT		
				X	AA		FT		5mF		PS			
#	Time	G	M	G	M	G	M	G	M	G	M	G	M	
88	32:00	1		4	7	10	14		2	7	19		1	4

LEGEND												
#	Number of possessions	%	Efficiency	*	Starting line-up	20C	20 seconds exclusion in the centre forward position					
20F	20 seconds exclusion in the field			2EX	Double Exclusion	5m	5 metre shot		5mF	5m shot in the field		
A	Action shot	AA	All action shots (A, C and CA)		AS	Assists		C	Centre shot			
CA	Counter Attack	CT	Corner Throws		BL	Blocked shots		FT	Free throw			
EX	Exclusion (S - with substitution, N - with substitution after 4 min.)			P	Penalty	PS	Penalty shot		SP	Sprint (Won/Sprints)		
M	Misses			PS	Penalty shot		ST	Steals				
TF	Turnover Fouls		TWPC	Technical Water Polo Committee							X	Extra player shot

Timing and Results provided by  TISSOT


**Match 4**
**Start List**

Стартовый список

**RUS - JPN**

**Referees:** BOROS DJEVI Gabor (AUS) **Goal Judges:** DHOSSCHE Alain  
 RODRIGUES Edmundo (BRA) PEILA Joseph **Timekeepers:** SZEKELY Balazs Jozsef  
 SHEPELEV Nikolay  
 SHAYDAKOV Andrey  
**FISU Delegate:** VASILEIOU Nikolaos **TO Judges:** DENISOV Dmitry **Secretaries:** MAVRINA Tamara  
 DENISOVA Tatiana KOVYAZIN Rais

**RUS - Russian Fed. (White)**

Cap No.	Name	Pos	L/R	Year of Birth	Tournament Statistics				
					FG	PG	Assists	Pers. Fouls	Min.
1	USTUKHINA Anna	GK	R	1989					
2	ANTONOVA Diana	FP	R	1993					
3	PROKOFYEVA Ekaterina	FP	R	1991					
4	KARIMOVA Elvina	FP	R	1994					
5	ANTONOVA Alexandra	FP	L	1991					
6	PERFILIEVA Nataliya	FP	R	1995					
7	LISUNOVA Ekaterina	FP	R	1989					
8	GRINEVA Anna	FP	R	1988					
9	ZELENTSOVA Ekaterina	FP	R	1991					
10	BELIAEVA Olga	FP	R	1985					
11	IVANOVA Evgeniya (C)	FP	R	1987					
12	KRIMER Ksenia	FP	R	1992					
13	KARNAUKH Anna	GK	R	1993					
<b>Head Coach</b>	NAKORAYKOV Mikhail								
<b>Official</b>	OGORODNIKOV Alexandr								
<b>Official</b>	KOSTIKOV Konstantin								

**JPN - Japan (Blue)**

Cap No.	Name	Pos	L/R	Year of Birth	Tournament Statistics				
					FG	PG	Assists	Pers. Fouls	Min.
1	MIURA Rikako (C)	GK	R	1989					
2	HASHIMOTO Minori	FP	R	1993					
3	OGAWA Saki	FP	R	1989					
4	TAKAHASHI Ayaka	FP	R	1992					
5	NAKATA Moe	FP	R	1991					
6	KANNO Yumi	FP	R	1989					
7	KOJO Yumi	FP	R	1992					
8	KAKIICHI Erina	FP	R	1991					
9	TANAKA Ayaho	FP	R	1991					
10	MORI Tsubasa	FP	L	1991					
11	SUGIYAMA Midori	FP	R	1992					
12	HASHIGUCHI Mitsuki	FP	R	1994					
13	AOKI Miyuu	GK	R	1993					
<b>Head Coach</b>	FUJIWARA Hidenori								
<b>Official</b>	ENOMOTO Itaru								
<b>Official</b>	OI Keiji								

LEGEND			
(C)	Captain	CB	Centre Back
GK	Goalkeeper	CF	Centre Forward
Pers.	Personal	L	Left
TWPC	Technical Water Polo Committee	Pos	Playing position
		D	Driver
		L/R	Handedness
		R	Right
		FG	Field Goals
		Min.	Minutes Played
		TO	Time Out


**Match 4**
**Results**

Результат

**RUS 24 - 5 JPN**

(5:1, 6:0, 8:2, 5:2)

**Referees:** BOROS DJEVI Gabor (AUS)  
RODRIGUES Edmundo (BRA)

**FISU Delegate:** VASILEIOU Nikolaos

**RUS - Russian Fed. (White)**

Cap No.	Name	Estimated Time Played	Goals/Shots							AS	TF	ST	BL	SP	Personal Fouls					
			Total	%	A	C	X	5m	PS						CA	20C	20F	2EX	P	EX
1	USTUKHINA Anna																			
*2	ANTONOVA Diana	26:15	4/4	100.0%	2/2	1/1				1/1	3	1	3				1			
3	PROKOFYEVA Ekaterina																			
*4	KARIMOVA Elvina	31:01	6/7	85.7%	2/2	2/3				2/2	2	1	6	1		2/3				
*5	ANTONOVA Alexandra	30:06	1/4	25.0%	0/1				0/1	0/1	1/1				1	0/1	3		S	
*6	PERFILIEVA Nataliya	30:06	2/3	66.7%	1/1				1/2				1							
7	LISUNOVA Ekaterina																			
8	GRINEVA Anna																			
9	ZELENTSOVA Ekaterina																			
*10	BELIAEVA Olga	27:37	7/10	70.0%	1/1	3/5	2/2			1/2	5	5	1	1						
*11	IVANOVA Evgeniya	28:52	2/7	28.6%	1/2	0/1			0/3		1/1						2			
12	KRIMER Ksenia	18:03	2/2	100.0%		2/2					1			1			2	1		
*13	KARNAUKH Anna	32:00	0/1	0.0%					0/1		1		3							
Totals			24/38	63.2%	7/9	8/12	2/3	1/7	1/1	5/6	18	8	16	4	2/4		8	1		1
Cap No.	Goalkeepers	Save/Shots							Time Outs		Exclusions with Substitution		Exclusions w/Subst after 4 min.							
		Total	%	A	C	X	5m	PS	CA											
1	USTUKHINA Anna													1						
*13	KARNAUKH Anna	6/11	54.5%	1/3	2/2	0/2	3/4							1						
Totals		6/11	54.5%	1/3	2/2	0/2	3/4							0						

**JPN - Japan (Blue)**

Cap No.	Name	Estimated Time Played	Goals/Shots							AS	TF	ST	BL	SP	Personal Fouls					
			Total	%	A	C	X	5m	PS						CA	20C	20F	2EX	P	EX
*1	MIURA Rikako	32:00											1							
2	HASHIMOTO Minori	6:21										1								
*3	OGAWA Saki	26:59	1/1	100.0%	1/1						4			2/4						
4	TAKAHASHI Ayaka	7:56	1/1	100.0%	1/1						1									
*5	NAKATA Moe	20:45	0/1	0.0%					0/1				1	1						
*6	KANNO Yumi	21:07	0/3	0.0%		0/3					3						1			
*7	KOJO Yumi	22:50	0/2	0.0%		0/1			0/1		4						1		1	
*8	KAKIICHI Erina	27:34	2/3	66.7%		2/2			0/1		5	1								
9	TANAKA Ayaho	11:12	0/1	0.0%		0/1							1							
10	MORI Tsubasa	16:16	0/2	0.0%					0/2		2	1								
*11	SUGIYAMA Midori	20:51	1/6	16.7%	0/1				1/5		1	2	3				1			
12	HASHIGUCHI Mitsuki	10:09	0/1	0.0%	0/1						1									
13	AOKI Miyuu																			
Totals			5/21	23.8%	2/4	0/4	2/4	1/9			1	26	8	1	2/4		3			1
Cap No.	Goalkeepers	Save/Shots							Time Outs		Exclusions with Substitution		Exclusions w/Subst after 4 min.							
		Total	%	A	C	X	5m	PS	CA											
*1	MIURA Rikako	10/34	29.4%	2/9	4/12	0/2	4/5	0/1	0/5					1						
13	AOKI Miyuu													0						
Totals		10/34	29.4%	2/9	4/12	0/2	4/5	0/1	0/5					0						



Match 4

Results

Результат

**RUS 24 - 5 JPN**

(5:1, 6:0, 8:2, 5:2)

Referees: BOROS DJEVI Gabor (AUS)  
RODRIGUES Edmundo (BRA)

FISU Delegate: VASILEIOU Nikolaos

Period	RUS - Russian Fed.												JPN - Japan												
	Possessions		EX	Goals (G) / Misses (M)								CT	Possessions		EX	Goals (G) / Misses (M)								CT	
	#	Time		G	M	AA	FT	5mF	PS	#	Time		G	M		AA	FT	5mF	PS						
Quarter 1	12	3:22			4	2				1	1			12	4:38	0	1	1			1	2			1
Quarter 2	11	3:56		0	1	6	2				1			11	4:04				2				2		
Quarter 3	13	3:43		1		6	2				1	1		1	13	4:17	2						2		1
Quarter 4	10	3:49	1	1		4	1				3			11	4:11	0	1	2	3				2		1
<b>Total</b>	<b>46</b>	<b>14:50</b>	<b>1</b>	<b>2</b>	<b>1</b>	<b>20</b>	<b>7</b>			<b>1</b>	<b>6</b>	<b>1</b>	<b>1</b>	<b>47</b>	<b>17:10</b>	<b>2</b>	<b>2</b>	<b>2</b>	<b>6</b>			<b>1</b>	<b>8</b>		<b>3</b>

Match RUS - JPN													
Possessions		EX	2EX	Goals (G) / Misses (M)								CT	
#	Time			X	AA	FT	5mF	PS	G	M			
93	32:00	1		4	3	22	13		2	14	1		4

LEGEND													
#	Number of possessions	%	Efficiency	*	Starting line-up	20C	20 seconds exclusion in the centre forward position						
20F	20 seconds exclusion in the field			2EX	Double Exclusion	5m	5 metre shot	5mF	5m shot in the field				
A	Action shot	AA	All action shots (A, C and CA)	AS	Assists	C	Centre shot						
CA	Counter Attack	CT	Corner Throws	BL	Blocked shots	FT	Free throw	G	Goals				
EX	Exclusion (S - with substitution, N - with substitution after 4 min.)	P	Penalty	PS	Penalty shot	SP	Sprint (Won/Sprints)	ST	Steals				
M	Misses	TWPC	Technical Water Polo Committee	X	Extra player shot								
TF	Turnover Fouls												

Timing and Results provided by TISSOT




**Match 6**
**Start List**

Стартовый список

**Referees:** DHOSSCHE Alain (BEL)  
RAKOVIC KRSTONOSIC Ivanka (SRB)

**Goal Judges:** MAKAROV Denis  
KHABIBULLIN Artur

**Timekeepers:** SHEPELEV Nikolay  
YAKIMOV Vladimir  
SHAYDAKOV Andrey

**FISU Delegate:** VASILEIOU Nikolaos

**TO Judges:** DENISOV Dmitry  
DENISOVA Tatiana

**Secretaries:** MAVRINA Tamara  
KOVYAZIN Rais

**ITA - Italy (White)**

Cap No.	Name	Pos	L/R	Year of Birth	Tournament Statistics				
					FG	PG	Assists	Pers. Fouls	Min.
1	GORLERO Giulia	GK	R	1990					32
2	BARTOLINI Giulia	FP	R	1990			1		30
3	VERDUCCI Martina	FP	R	1993	1			1	8
4	GIACHI Gloria	FP	R	1991	1		1	1	13
5	SAVIOLI Martina	FP	R	1990	3			1	29
6	MILLO Alessia	FP	R	1993	1		2	2	17
7	SAVIOLI Ilaria	FP	R	1990	1				18
8	MOTTA Silvia (C)	FP	R	1988	1			2	25
9	VERDE Medea	FP	R	1991	1			1	21
10	BENCARDINO Martina	FP	R	1987					7
11	DROCCO Laura	FP	R	1987				1	11
12	BARZON Laura	FP	R	1992	1		1		14
13	TEANI Laura	GK	R	1991					
<b>Head Coach</b>		CAPANNA Marco							
<b>Official</b>		CASTELLI Arnaldo							
<b>Official</b>		GRASSI Giacomo							

ITA Played	
CAN	10 - 11

**JPN - Japan (Blue)**

Cap No.	Name	Pos	L/R	Year of Birth	Tournament Statistics				
					FG	PG	Assists	Pers. Fouls	Min.
1	MIURA Rikako (C)	GK	R	1989					32
2	HASHIMOTO Minori	FP	R	1993					6
3	OGAWA Saki	FP	R	1989	1				27
4	TAKAHASHI Ayaka	FP	R	1992	1				8
5	NAKATA Moe	FP	R	1991					21
6	KANNO Yumi	FP	R	1989				1	21
7	KOJO Yumi	FP	R	1992				2	23
8	KAKIICHI Erina	FP	R	1991	2				28
9	TANAKA Ayaho	FP	R	1991					11
10	MORI Tsubasa	FP	L	1991					16
11	SUGIYAMA Midori	FP	R	1992	1		1	1	21
12	HASHIGUCHI Mitsuki	FP	R	1994					10
13	AOKI Miyuu	GK	R	1993					
<b>Head Coach</b>		FUJIWARA Hidenori							
<b>Official</b>		ENOMOTO Itaru							
<b>Official</b>		OI Keiji							

JPN Played	
RUS	5 - 24

LEGEND									
(C)	Captain	CB	Centre Back	CF	Centre Forward	D	Driver	FG	Field Goals
GK	Goalkeeper	L	Left	L/R	Left Handedness	L/R	Right Handedness	Min.	Minutes Played
Pers.	Personal	PG	Penalty Goals	Pos	Playing position	R	Right	TO	Time Out
TWPC	Technical Water Polo Committee								



Match 6

Results  
Результаты

ITA 14 - 6 JPN  
(3:0, 3:3, 4:0, 4:3)

Referees: DHOSSCHE Alain (BEL)  
RAKOVIC KRSTONOSIC Ivanka (SRB)

FISU Delegate: VASILEIOU Nikolaos

ITA - Italy (White)

Cap No.	Name	Estimated Time Played	Goals/Shots								AS	TF	ST	BL	SP	Personal Fouls							
			Total	%	A	C	X	5m	PS	CA						20C	20F	2EX	P	EX			
*1	GORLERO Giulia	24:00																					
*2	BARTOLINI Giulia	16:19	1/1	100.0%						1/1	1		2										
3	VERDUCCI Martina	15:41										1	2								1		
*4	GIACHI Gloria	14:26	0/2	0.0%			0/2						1		0/2								
*5	SAVIOLI Martina	22:54	2/2	100.0%	1/1					1/1		2	2	1	0/1								
6	MILLO Alessia	18:46										2	2								1		
*7	SAVIOLI Ilaria	18:09	0/3	0.0%	0/1		0/1			0/1				2							1		
*8	MOTTA Silvia	22:28	4/4	100.0%			1/1	1/1	2/2		2	1											
9	VERDE Medea	16:07	2/3	66.7%			0/1	2/2				4											
10	BENCARDINO Martina	13:51	1/2	50.0%	1/1		0/1					1									1 1		
11	DROCCO Laura	15:41	0/1	0.0%			0/1					1		1	1/1								
*12	BARZON Laura	17:38	4/8	50.0%	0/1		4/5		0/1	0/1		2	1								1		
13	TEANI Laura	8:00																					
Totals			14/26	53.8%	2/4		5/9	3/6	2/3	1/1	1/3	3	18	12	2	1/4						2 2 2	
Cap No.	Goalkeepers		Save/Shots								Time Outs												
			Total	%	A	C	X	5m	PS	CA	Total	Exclusions with Substitution	Exclusions w/Subst after 4 min.										
*1	GORLERO Giulia		7/10	70.0%			1/1	0/2	3/3	1/1	2/3											1	
13	TEANI Laura		1/4	25.0%			0/1	0/1	0/1	1/1													0
Totals			8/14	57.1%			1/1	0/3	3/4	1/2	3/4												0

JPN - Japan (Blue)

Cap No.	Name	Estimated Time Played	Goals/Shots								AS	TF	ST	BL	SP	Personal Fouls							
			Total	%	A	C	X	5m	PS	CA						20C	20F	2EX	P	EX			
*1	MIURA Rikako	32:00												1									
2	HASHIMOTO Minori	0:33																					
*3	OGAWA Saki	30:49	0/2	0.0%						0/2	1	6	4		3/4							1	
4	TAKAHASHI Ayaka	13:43										2	2									1	
*5	NAKATA Moe	25:39	1/2	50.0%						1/2		2	1									1	
*6	KANNO Yumi	11:00																					
*7	KOJO Yumi	19:57	0/2	0.0%			0/1	0/1				3	1									1	
*8	KAKIICHI Erina	29:45	2/6	33.3%			0/1	2/2	0/4			5										1	
9	TANAKA Ayaho	5:33																					
10	MORI Tsubasa	15:53	2/4	50.0%					1/2	1/1	0/1												
*11	SUGIYAMA Midori	19:51	1/4	25.0%				1/1	0/2	0/1			1									3	
12	HASHIGUCHI Mitsuki	19:17	0/1	0.0%					0/1				2										
13	AOKI Miyuu																						
Totals			6/21	28.6%			0/1	3/4	1/9	1/2	1/5	1	23	9		3/4							5 2 1 1
Cap No.	Goalkeepers		Save/Shots								Time Outs												
			Total	%	A	C	X	5m	PS	CA	Total	Exclusions with Substitution	Exclusions w/Subst after 4 min.										
*1	MIURA Rikako		3/17	17.6%	1/3		2/7	0/3	0/2	0/1	0/1											0	
13	AOKI Miyuu																						1
Totals			3/17	17.6%	1/3		2/7	0/3	0/2	0/1	0/1												0


**Match 6**
**Results**

Результаты

**ITA 14 - 6 JPN**

(3:0, 3:3, 4:0, 4:3)

**Referees:** DHOSSCHE Alain (BEL)  
RAKOVIC KRSTONOSIC Ivanka (SRB)

**FISU Delegate:** VASILEIOU Nikolaos

Period	ITA - Italy											JPN - Japan													
	Possessions		EX	Goals (G) / Misses (M)								CT	Possessions		EX	Goals (G) / Misses (M)								CT	
	#	Time		G	M	AA		FT		5mF			PS			#	Time	G	M	AA		FT			5mF
			G			M	G	M	G	M	G	M	G	M	G					M	G	M	G	M	
Quarter 1	10	4:13		1		2	2						10	3:47						1					1
Quarter 2	9	4:16		1	1		1	1			1		10	3:44		2		1	1		2				1
Quarter 3	14	4:17		0	2	3	4				1	1	12	3:43	1			2		2		2			
Quarter 4	11	3:53		1		3	1						12	4:07		1	1		2	1	1			1	
<b>Total</b>	<b>44</b>	<b>16:39</b>		<b>3</b>	<b>3</b>	<b>8</b>	<b>8</b>	<b>1</b>			<b>1</b>	<b>1</b>	<b>1</b>	<b>44</b>	<b>15:21</b>	<b>1</b>	<b>3</b>	<b>1</b>	<b>1</b>	<b>5</b>	<b>1</b>	<b>6</b>	<b>2</b>	<b>1</b>	<b>1</b>

Match ITA - JPN															
Possessions		EX	2EX	Goals (G) / Misses (M)								CT			
#	Time			X		AA		FT		5mF			PS		
		G	M	G	M	G	M	G	M	G	M	G	M		
88	32:00	1		6	4	9	13	2	6	1	3	2	1	1	

LEGEND											
<b>#</b>	Number of possessions	%	Efficiency	*	Starting line-up	<b>20C</b>	20 seconds exclusion in the centre forward position				
<b>20F</b>	20 seconds exclusion in the field			<b>2EX</b>	Double Exclusion	<b>5m</b>	5 metre shot	<b>5mF</b>	5m shot in the field		
<b>A</b>	Action shot	<b>AA</b>	All action shots (A, C and CA)			<b>AS</b>	Assists	<b>C</b>	Centre shot		
<b>CA</b>	Counter Attack	<b>CT</b>	Corner Throws	<b>BL</b>	Blocked shots	<b>FT</b>	Free throw	<b>G</b>	Goals		
<b>EX</b>	Exclusion (S - with substitution, N - with substitution after 4 min.)	<b>P</b>	Penalty	<b>PS</b>	Penalty shot	<b>SP</b>	Sprint (Won/Sprints)	<b>ST</b>	Steals		
<b>M</b>	Misses	<b>TWPC</b>	Technical Water Polo Committee			<b>X</b>	Extra player shot				
<b>TF</b>	Turnover Fouls										

Timing and Results provided by


**Match 8**
**Start List**

Стартовый список

**RUS - CAN**
**Referees:** CARNEY Andrew (AUS)  
BIRRI Gabriella Erzsebet (HUN)

**Goal Judges:** MEBUKE Vakhtang  
RAKOVIC KRSTONOSIC Ivanka

**Timekeepers:** DHOSSCHE Alain  
SHEPELEV Nikolay  
SHAYDAKOV Andrey

**FISU Delegate:** VASILEIOU Nikolaos

**TO Judges:** DENISOV Dmitry  
DENISOVA Tatiana

**Secretaries:** MAVRINA Tamara  
KOVYAZIN Rais

**RUS - Russian Fed. (White)**

Cap No.	Name	Pos	L/R	Year of Birth	Tournament Statistics				
					FG	PG	Assists	Pers. Fouls	Min.
1	USTUKHINA Anna	GK	R	1989					
2	ANTONOVA Diana	FP	R	1993	4		3	1	26
3	PROKOFYEVA Ekaterina	FP	R	1991					
4	KARIMOVA Elvina	FP	R	1994	6		2		31
5	ANTONOVA Alexandra	FP	L	1991		1	2	3	30
6	PERFILIEVA Nataliya	FP	R	1995	2				30
7	LISUNOVA Ekaterina	FP	R	1989					
8	GRINEVA Anna	FP	R	1988					
9	ZELENTSOVA Ekaterina	FP	R	1991					
10	BELIAEVA Olga	FP	R	1985	7		5		28
11	IVANOVA Evgeniya (C)	FP	R	1987	2		4	2	29
12	KRIMER Ksenia	FP	R	1992	2		1	3	18
13	KARNAUKH Anna	GK	R	1993			1		32
<b>Head Coach</b>		NAKORAYKOV Mikhail							
<b>Official</b>		OGORODNIKOV Alexandr							
<b>Official</b>		KOSTIKOV Konstantin							

RUS Played	
JPN	24 - 5

**CAN - Canada (Blue)**

Cap No.	Name	Pos	L/R	Year of Birth	Tournament Statistics				
					FG	PG	Assists	Pers. Fouls	Min.
1	GAUDREAU Jessica Francine	GK	R	1994					32
2	McKEE Kelly Blair	FP	R	1992	2		3	1	29
3	LEKNES Francis Rae	FP	R	1994					11
4	STEENKAMER Rebekka Katherine	FP	R	1993	1			2	16
5	KOTYLAK Danika Christine	FP	R	1995					2
6	MOLDE Taylor Marie	FP	R	1995					15
7	TAYLOR Shelby Michelle	FP	R	1993	1				5
8	ROBINSON Cara Dawn	FP	R	1994				1	26
9	SOHI Gurpreet Kaur	FP	R	1994	1		1		26
10	TIELMANN Alexa Danielle	FP	R	1994				1	13
11	LEMAY-LAVOIE Elyse	FP	R	1994			2	3	18
12	FOURNIER Shae Chantal (C)	FP	R	1992	6				30
13	WRIGHT Claire Dawn	GK	R	1994					
<b>Head Coach</b>		ROBINSON Andrew							
<b>Official</b>		MITCHELL Justin Michel							
<b>Official</b>		HART David Andrew							

CAN Played	
ITA	11 - 10

LEGEND									
(C)	Captain	CB	Centre Back	CF	Centre Forward	D	Driver	FG	Field Goals
GK	Goalkeeper	L	Left	L/R	Left/Right	L/R	Handedness	Min.	Minutes Played
Pers.	Personal	PG	Penalty Goals	Pos	Playing position	R	Right	TO	Time Out
TWPC	Technical Water Polo Committee								



Match 8

Results

Результаты

RUS 24 - 4 CAN

(6:2, 7:0, 4:0, 7:2)

Referees: CARNEY Andrew (AUS)  
BIRRI Gabriella Erzsebet (HUN)

TWPC Delegates: VASILEIOU Nikolaos

RUS - Russian Fed. (White)

Cap No.	Name	Estimated Time Played	Goals/Shots							AS	TF	ST	BL	SP	Personal Fouls					
			Total	%	A	C	X	5m	PS						CA	20C	20F	2EX	P	EX
1	USTUKHINA Anna	16:00																		
2	ANTONOVA Diana	13:36	2/3	66.7%	0/1		1/1	1/1												1
*3	PROKOFYEVA Ekaterina	20:36	5/7	71.4%	2/3				3/4											
*4	KARIMOVA Elvina	24:17	1/2	50.0%	0/1		1/1													0/1
*5	ANTONOVA Alexandra	19:40	4/4	100.0%			1/1	1/1	1/1											0/1
6	PERFILIEVA Nataliya	11:39	0/1	0.0%	0/1															1
*7	LISUNOVA Ekaterina	19:15	3/5	60.0%	0/1				0/1	1/1	2/2									2/2
8	GRINEVA Anna	13:59	2/4	50.0%	1/2		1/1	0/1												1
9	ZELENTSOVA Ekaterina	16:42	0/1	0.0%					0/1											1
*10	BELIAEVA Olga	22:23	6/7	85.7%	1/1	2/3	2/2				1/1									
*11	IVANOVA Evgeniya	15:41	1/2	50.0%		0/1		1/1												1
12	KRIMER Ksenia	14:12	0/2	0.0%	0/1	0/1														1
*13	KARNAUKH Anna	16:00																		
Totals			24/38	63.2%	4/11	3/6	6/6	6/10	1/1	4/4	13	11	11	6	2/4	3	4			1
Cap No.	Goalkeepers	Estimated Time Played	Save/Shots							AS	TF	ST	BL	SP	20C	20F	2EX	P	EX	
			Total	%	A	C	X	5m	PS											CA
1	USTUKHINA Anna		7/9	77.8%	1/2	1/1	2/2	2/2	1/1	0/1										1
*13	KARNAUKH Anna		2/4	50.0%	1/1	1/3														0
Totals			9/13	69.2%	2/3	2/4	2/2	2/2	1/1	0/1										0

Time Outs	1
Exclusions with Substitution	0
Exclusions w/Subst after 4 min.	0

CAN - Canada (Blue)

Cap No.	Name	Estimated Time Played	Goals/Shots							AS	TF	ST	BL	SP	Personal Fouls					
			Total	%	A	C	X	5m	PS						CA	20C	20F	2EX	P	EX
1	GAUDREAU Jessica Francine																			
*2	McKEE Kelly Blair	19:24	0/2	0.0%			0/1	0/1												1
*3	LEKNESS Francis Rae	22:07	0/7	0.0%		0/2	0/2	0/3												2
4	STEENKAMER Rebekka Katherine	9:35	1/2	50.0%		1/1	0/1													
5	KOTYLAK Danika Christine	16:46	1/1	100.0%							1/1									
*6	MOLDE Taylor Marie	25:29	1/1	100.0%	1/1															1
7	TAYLOR Shelby Michelle	20:56	0/1	0.0%				0/1												1
*8	ROBINSON Cara Dawn	20:22	0/2	0.0%	0/1			0/1												2/4
9	SOHI Gurpreet Kaur																			
10	TIELMANN Alexa Danielle	15:03	0/2	0.0%		0/1	0/1													2
*11	LEMAY-LAVOIE Elyse	21:12	1/3	33.3%	0/1	1/2														1
*12	FOURNIER Shae Chantal	21:06	0/3	0.0%			0/1	0/1	0/1											1
*13	WRIGHT Claire Dawn	32:00	0/1	0.0%				0/1												
Totals			4/25	16.0%	1/3	2/6	0/6	0/8	0/1	1/1	2	24	7	4	2/4	5	3			1
Cap No.	Goalkeepers	Estimated Time Played	Save/Shots							AS	TF	ST	BL	SP	20C	20F	2EX	P	EX	
			Total	%	A	C	X	5m	PS											CA
1	GAUDREAU Jessica Francine																			1
*13	WRIGHT Claire Dawn		5/29	17.2%	2/6	2/5	0/6	1/7	0/1	0/4										0
Totals			5/29	17.2%	2/6	2/5	0/6	1/7	0/1	0/4										0

Time Outs	1
Exclusions with Substitution	0
Exclusions w/Subst after 4 min.	0



Match 8

Results

Результаты

RUS 24 - 4 CAN

(6:2, 7:0, 4:0, 7:2)


Referees: CARNEY Andrew (AUS)  
BIRRI Gabriella Erzsebet (HUN)

TWPC Delegates: VASILEIOU Nikolaos

Period	RUS - Russian Fed.											CAN - Canada														
	Possessions		EX	Goals (G) / Misses (M)								CT	Possessions		EX	Goals (G) / Misses (M)								CT		
	#	Time		X		AA		FT		5mF			PS			#	Time	X		AA		FT			5mF	
Quarter 1	14	3:40			3	6				2		1			12	4:20	0	2	2	2						
Quarter 2	11	3:58			2	4	1			1	2				11	4:02				1				4		
Quarter 3	11	3:37			1	2	3			1	2				11	4:23	0	3		1				2	1	
Quarter 4	13	3:25			3	2				2					15	4:35	0	1	2	2				2	1	
Total	49	14:40			6	11	10			6	4	1			49	17:20	0	6	4	6				8	1	

Match RUS - CAN														
Possessions		EX	2EX	Goals (G) / Misses (M)								CT		
#	Time			X		AA		FT		5mF			PS	
98	32:00			6	6	15	16			6	12	1	1	1

LEGEND									
#	Number of possessions	%	Efficiency	*	Starting line-up	20C	20 seconds exclusion in the centre forward position		
20F	20 seconds exclusion in the field			2EX	Double Exclusion	5m	5 metre shot	5mF	5m shot in the field
A	Action shot	AA	All action shots (A, C and CA)			AS	Assists	C	Centre shot
CA	Counter Attack	CT	Corner Throws	BL	Blocked shots			G	Goals
EX	Exclusion (S - with substitution, N - with substitution after 4 min.)	P	Penalty	PS	Penalty shot	FT	Free throw	ST	Steals
M	Misses	TWPC	Technical Water Polo Committee			SP	Sprint (Won/Sprints)		
TF	Turnover Fouls					X	Extra player shot		

Timing and Results provided by  TISSOT



Match 9

Start List

Стартовый список

CAN - JPN

Referees: RODRIGUES Edmundo (BRA) Goal Judges: MAKAROV Denis  
RAKOVIC KRSTONOSIC Ivanka (SRB)

Timekeepers: SHEPELEV Nikolay  
YAKIMOV Vladimir  
SHAYDAKOV Andrey

FISU Delegate: CLEMENCON Jean-Paul

TO Judges: DENISOV Dmitry  
DENISOVA Tatiana

Secretaries: MAVRINA Tamara  
KOVYAZIN Rais

CAN - Canada (White)

Cap No.	Name	Pos	L/R	Year of Birth	Tournament Statistics				
					FG	PG	Assists	Pers. Fouls	Min.
1	GAUDREULT Jessica Francine	GK	R	1994					32
2	McKEE Kelly Blair	FP	R	1992	2		4	2	49
3	LEKNESS Francis Rae	FP	R	1994				2	33
4	STEENKAMER Rebekka Katherine	FP	R	1993	2			2	26
5	KOTYLAK Danika Christine	FP	R	1995	1				18
6	MOLDE Taylor Marie	FP	R	1995	1			1	41
7	TAYLOR Shelby Michelle	FP	R	1993	1			1	26
8	ROBINSON Cara Dawn	FP	R	1994				1	47
9	SOHI Gurpreet Kaur	FP	R	1994	1		1		26
10	TIELMANN Alexa Danielle	FP	R	1994				3	28
11	LEMAY-LAVOIE Elyse	FP	R	1994	1		2	4	39
12	FOURNIER Shae Chantal (C)	FP	R	1992	6		1	1	52
13	WRIGHT Claire Dawn	GK	R	1994					32
Head Coach		ROBINSON Andrew							
Official		MITCHELL Justin Michel							
Official		HART David Andrew							

CAN Played	
ITA	11 - 10
RUS	4 - 24

JPN - Japan (Blue)

Cap No.	Name	Pos	L/R	Year of Birth	Tournament Statistics				
					FG	PG	Assists	Pers. Fouls	Min.
1	MIURA Rikako (C)	GK	R	1989					64
2	HASHIMOTO Minori	FP	R	1993					7
3	OGAWA Saki	FP	R	1989	1		1	1	58
4	TAKAHASHI Ayaka	FP	R	1992	1			1	22
5	NAKATA Moe	FP	R	1991	1			1	46
6	KANNO Yumi	FP	R	1989				1	32
7	KOJO Yumi	FP	R	1992				3	43
8	KAKIICHI Erina	FP	R	1991	4			1	57
9	TANAKA Ayaho	FP	R	1991					17
10	MORI Tsubasa	FP	L	1991	1	1			32
11	SUGIYAMA Midori	FP	R	1992	2		1	4	41
12	HASHIGUCHI Mitsuki	FP	R	1994					29
13	AOKI Miyuu	GK	R	1993					
Head Coach		FUJIWARA Hidenori							
Official		ENOMOTO Itaru							
Official		OI Keiji							

JPN Played	
RUS	5 - 24
ITA	6 - 14

LEGEND										
(C)	Captain	CB	Centre Back	CF	Centre Forward	D	Driver	FG	Field Goals	
GK	Goalkeeper	L	Left	L/R	Left Handedness	R	Right	Min.	Minutes Played	
Pers.	Personal	PG	Penalty Goals	Pos	Playing position	TO	Time Out			
TWPC	Technical Water Polo Committee									



Match 9

Results  
Результаты

CAN 13 - 7 JPN  
(4:2, 3:2, 4:1, 2:2)

Referees: RODRIGUES Edmundo (BRA)  
RAKOVIC KRSTONOSIC Ivanka (SRB)

TWPC Delegates: CLEMENCON Jean-Paul

CAN - Canada (White)

Cap No.	Name	Estimated Time Played	Goals/Shots							AS	TF	ST	BL	SP	Personal Fouls					
			Total	%	A	C	X	5m	PS						CA	20C	20F	2EX	P	EX
*1	GAUDREAU Jessica Francine	32:00									1									
*2	McKEE Kelly Blair	24:07	3/3	100.0%	2/2					1/1			3	1		1				
3	LEKNESS Francis Rae	16:40	1/1	100.0%		1/1					2					1				
*4	STEENKAMER Rebekka Katherine	11:41	0/1	0.0%		0/1					5					2				
5	KOTYLAK Danika Christine	14:49	1/2	50.0%	0/1		1/1				1	3							1	
*6	MOLDE Taylor Marie	9:46									1			0/1	1	1				
7	TAYLOR Shelby Michelle	12:38	0/1	0.0%				0/1			1	1				2				
*8	ROBINSON Cara Dawn	22:43	0/1	0.0%		0/1					2	2		2/2	1					
9	SOHI Gurpreet Kaur	17:51	2/2	100.0%	1/1		1/1				1	1		0/1	1					
10	TIELMANN Alexa Danielle	15:25	3/5	60.0%		2/4	1/1				4									
*11	LEMAY-LAVOIE Elyse	20:58									1		1	1						
*12	FOURNIER Shae Chantal	25:22	3/5	60.0%	1/1		2/3	0/1			1	5	3	1						
13	WRIGHT Claire Dawn																			
Totals			13/21	61.9%	4/5	3/7	5/6	0/2	1/1		5	22	13	4	2/4	3	7		1	
Cap No.	Goalkeepers	Save/Shots							Time Outs		Exclusions with Substitution		Exclusions w/Subst after 4 min.							
		Total	%	A	C	X	5m	PS	CA											
*1	GAUDREAU Jessica Francine	8/15	53.3%	1/3		1/4	4/5	0/1	2/2											
13	WRIGHT Claire Dawn																			
Totals		8/15	53.3%	1/3		1/4	4/5	0/1	2/2											

JPN - Japan (Blue)

Cap No.	Name	Estimated Time Played	Goals/Shots							AS	TF	ST	BL	SP	Personal Fouls					
			Total	%	A	C	X	5m	PS						CA	20C	20F	2EX	P	EX
*1	MIURA Rikako	32:00											4							
2	HASHIMOTO Minori																			
*3	OGAWA Saki	29:07	0/1	0.0%			0/1				3	1		2/4						
4	TAKAHASHI Ayaka	6:04	0/1	0.0%			0/1								2					
*5	NAKATA Moe	24:24	0/2	0.0%	0/1		0/1				1									
6	KANNO Yumi	12:19	0/2	0.0%	0/1	0/1					2				1					
*7	KOJO Yumi	24:49	2/3	66.7%			1/1	0/1	1/1		1	4							1	
*8	KAKIICHI Erina	27:07	2/3	66.7%			2/2		0/1		1	2	1		1					
9	TANAKA Ayaho	6:12									2									
10	MORI Tsubasa	22:12	2/10	20.0%	2/4		0/3	0/2	0/1		3	1			1					
*11	SUGIYAMA Midori	25:56	1/6	16.7%			1/6				1		1		1					
*12	HASHIGUCHI Mitsuki	13:50									1									
13	AOKI Miyuu																			
Totals			7/28	25.0%	2/6	0/1	3/6	1/12	1/1	0/2		2	18	12	2/4	4	2		1	
Cap No.	Goalkeepers	Save/Shots							Time Outs		Exclusions with Substitution		Exclusions w/Subst after 4 min.							
		Total	%	A	C	X	5m	PS	CA											
*1	MIURA Rikako	7/20	35.0%	1/5	4/7	0/5	2/2	0/1												
13	AOKI Miyuu																			
Totals		7/20	35.0%	1/5	4/7	0/5	2/2	0/1												





Match 9

Results

Результаты

CAN 13 - 7 JPN

(4:2, 3:2, 4:1, 2:2)

Referees: RODRIGUES Edmundo (BRA)  
RAKOVIC KRSTONOSIC Ivanka (SRB)

TWPC Delegates: CLEMENCON Jean-Paul

Period	CAN - Canada											JPN - Japan																					
	Possessions		EX	Goals (G) / Misses (M)								CT	Possessions		EX	Goals (G) / Misses (M)								CT									
	#	Time		G	M	AA	FT	5mF	PS	#	Time		G	M		AA	FT	5mF	PS														
Quarter 1	11	3:52		1		3	1						11	4:08		1							1	4									
Quarter 2	11	3:46		1		1	1					1	1		1	2							1										
Quarter 3	11	3:41		2		2	1					1											2										
Quarter 4	10	3:52		1	1	1	2															1	2		1	1							
Total	43	15:11		5	1	7	5					2	1									46	16:49		3	3	2	7	3	1	8	1	1

Match CAN - JPN														
Possessions		EX	2EX	Goals (G) / Misses (M)								CT		
#	Time			X	AA	FT	5mF	PS	G	M				
89	32:00			8	4	9	12		3	1	10	2		1

LEGEND									
#	Number of possessions	%	Efficiency	*	Starting line-up	20C	20 seconds exclusion in the centre forward position		
20F	20 seconds exclusion in the field			2EX	Double Exclusion	5m	5 metre shot	5mF	5m shot in the field
A	Action shot	AA	All action shots (A, C and CA)			AS	Assists	C	Centre shot
CA	Counter Attack	CT	Corner Throws	BL	Blocked shots				
EX	Exclusion (S - with substitution, N - with substitution after 4 min.)					FT	Free throw	G	Goals
M	Misses	P	Penalty	PS	Penalty shot	SP	Sprint (Won/Sprints)	ST	Steals
TF	Turnover Fouls	TWPC	Technical Water Polo Committee			X	Extra player shot		

Timing and Results provided by TISSOT



Match 12

Start List

Стартовый список

Referees: BIRRI Gabriella Erzsebet (HUN)  
PEILA Joseph (USA)

Goal Judges: MEBUKE Vakhtang  
RAKOVIC KRSTONOSIC Ivanka

Timekeepers: BOROS DJEVI Gabor  
SHEPELEV Nikolay  
SHAYDAKOV Andrey

FISU Delegate: CLEMENCON Jean-Paul

TO Judges: DENISOV Dmitry  
DENISOVA Tatiana

Secretaries: MAVRINA Tamara  
KOVYAZIN Rais

ITA - Italy (White)

Cap No.	Name	Pos	L/R	Year of Birth	Tournament Statistics				
					FG	PG	Assists	Pers. Fouls	Min.
1	GORLERO Giulia	GK	R	1990					56
2	BARTOLINI Giulia	FP	R	1990	1		2		46
3	VERDUCCI Martina	FP	R	1993	1			2	24
4	GIACHI Gloria	FP	R	1991	1		1	1	28
5	SAVIOLI Martina	FP	R	1990	4	1		1	52
6	MILLO Alessia	FP	R	1993	1		2	3	35
7	SAVIOLI Ilaria	FP	R	1990	1			1	36
8	MOTTA Silvia (C)	FP	R	1988	5		2	2	47
9	VERDE Medea	FP	R	1991	3			1	37
10	BENCARDINO Martina	FP	R	1987	1			2	21
11	DROCCO Laura	FP	R	1987				1	27
12	BARZON Laura	FP	R	1992	5		1	1	32
13	TEANI Laura	GK	R	1991					8
<b>Head Coach</b>		CAPANNA Marco							
<b>Official</b>		CASTELLI Arnaldo							
<b>Official</b>		GRASSI Giacomo							

ITA Played	
CAN	10 - 11
JPN	14 - 6

RUS - Russian Fed. (Blue)

Cap No.	Name	Pos	L/R	Year of Birth	Tournament Statistics				
					FG	PG	Assists	Pers. Fouls	Min.
1	USTUKHINA Anna	GK	R	1989					16
2	ANTONOVA Diana	FP	R	1993	6		3	2	40
3	PROKOFYEVA Ekaterina	FP	R	1991	5		1		21
4	KARIMOVA Elvina	FP	R	1994	7		4		55
5	ANTONOVA Alexandra	FP	L	1991	4	1	4	3	50
6	PERFILIEVA Nataliya	FP	R	1995	2			1	42
7	LISUNOVA Ekaterina	FP	R	1989	2	1	2		19
8	GRINEVA Anna	FP	R	1988	2		1	1	14
9	ZELENTSOVA Ekaterina	FP	R	1991			1	2	17
10	BELIAEVA Olga	FP	R	1985	13		6		50
11	IVANOVA Evgeniya (C)	FP	R	1987	3		7	4	45
12	KRIMER Ksenia	FP	R	1992	2		1	4	32
13	KARNAUKH Anna	GK	R	1993			1		48
<b>Head Coach</b>		NAKORAYKOV Mikhail							
<b>Official</b>		OGORODNIKOV Alexandr							
<b>Official</b>		KOSTIKOV Konstantin							

RUS Played	
JPN	24 - 5
CAN	24 - 4

LEGEND							
(C)	Captain	CB	Centre Back	CF	Centre Forward	D	Driver
GK	Goalkeeper	L	Left	L/R	Handedness	FG	Field Goals
Pers.	Personal	Pos	Playing position	R	Right	Min.	Minutes Played
TWPC	Technical Water Polo Committee	PG	Penalty Goals	TO	Time Out		



Match 12

Results

Результаты

ITA 11 - 19 RUS

(3:4, 1:2, 3:6, 4:7)

Referees: BIRRI Gabriella Erzsebet (HUN)  
PEILA Joseph (USA)

TWPC Delegates: CLEMENCON Jean-Paul

ITA - Italy (White)

Cap No.	Name	Estimated Time Played	Goals/Shots								AS	TF	ST	BL	SP	Personal Fouls						
			Total	%	A	C	X	5m	PS	CA						20C	20F	2EX	P	EX		
*1	GORLERO Giulia	19:16																				
*2	BARTOLINI Giulia	24:01	2/6	33.3%	2/3		0/1	0/2			1	1							2			
3	VERDUCCI Martina	11:22	0/3	0.0%	0/1			0/1				1	3	1						1		
4	GIACHI Gloria	11:27									1									1	1	
*5	SAVIOLI Martina	24:50	1/6	16.7%	0/1	0/1	1/2	0/2				2										
6	MILLO Alessia	17:58	0/1	0.0%				0/1					1							1		
7	SAVIOLI Ilaria	15:08	0/1	0.0%	0/1						1			1						1		
*8	MOTTA Silvia	24:09	3/7	42.9%	1/2		0/1	2/4			1	1										
*9	VERDE Medea	16:00	3/6	50.0%		1/2	2/3	0/1				1										
10	BENCARDINO Martina	12:19	1/1	100.0%			1/1															
*11	DROCCO Laura	13:44																		2/4		
*12	BARZON Laura	21:02	1/5	20.0%	0/1	0/2	0/1	1/1				2	1									
13	TEANI Laura	12:44																				
Totals			11/36	30.6%	3/9	1/5	4/9	3/12		0/1		4	8	5	2		2/4			4	3	
Cap No.	Goalkeepers	Estimated Time Played	Save/Shots								AS	TF	ST	BL	SP	20C	20F	2EX	P	EX		
			Total	%	A	C	X	5m	PS	CA												
*1	GORLERO Giulia		8/16	50.0%	3/6	0/3	3/4	2/2		0/1											2	
13	TEANI Laura		5/16	31.3%	3/9	0/1		1/2		1/4											0	
Totals			13/32	40.6%	6/15	0/4	3/4	3/4		1/5												0

RUS - Russian Fed. (Blue)

Cap No.	Name	Estimated Time Played	Goals/Shots								AS	TF	ST	BL	SP	Personal Fouls						
			Total	%	A	C	X	5m	PS	CA						20C	20F	2EX	P	EX		
*1	USTUKHINA Anna	16:00									1											
2	ANTONOVA Diana	13:28	2/2	100.0%	2/2						1				0/1							
*3	PROKOFYEVA Ekaterina	25:15	2/6	33.3%	1/1	1/1		0/4			3	1	1		1/1				1			
*4	KARIMOVA Elvina	25:47	2/3	66.7%	2/2		0/1				1	3	4							1		
*5	ANTONOVA Alexandra	23:51	1/3	33.3%	0/1		1/1	0/1			2	1	1	1					1	2	S	
6	PERFILIEVA Nataliya																					
*7	LISUNOVA Ekaterina	20:00	6/9	66.7%	3/5		0/1		3/3		2				1/2							
8	GRINEVA Anna	10:12	0/2	0.0%	0/1	0/1					1	1								2		
9	ZELENTSOVA Ekaterina	23:00	1/4	25.0%	1/3			0/1			1		1	1								
*10	BELIAEVA Olga	22:27	3/3	100.0%		3/3						2								1		
*11	IVANOVA Evgeniya	19:15	2/6	33.3%			0/1	1/3		1/2	2	1		3					1			
12	KRIMER Ksenia	8:45											1							1	2	S
13	KARNAUKH Anna	16:00									1											
Totals			19/38	50.0%	9/15	4/5	1/4	1/9		4/5		15	10	7	5	2/4				6	6	2
Cap No.	Goalkeepers	Estimated Time Played	Save/Shots								AS	TF	ST	BL	SP	20C	20F	2EX	P	EX		
			Total	%	A	C	X	5m	PS	CA												
*1	USTUKHINA Anna		10/14	71.4%	3/4	1/1	3/5	3/4													2	
13	KARNAUKH Anna		4/11	36.4%	1/3	1/2	0/2	1/3		1/1											0	
Totals			14/25	56.0%	4/7	2/3	3/7	4/7		1/1												0



Match 12

## Results

Результаты

### ITA 11 - 19 RUS

(3:4, 1:2, 3:6, 4:7)


Referees: BIRRI Gabriella Erzsebet (HUN)  
PEILA Joseph (USA)

TWPC Delegates: CLEMENCON Jean-Paul

Period	ITA - Italy											RUS - Russian Fed.															
	Possessions		EX	Goals (G) / Misses (M)								CT	Possessions		EX	Goals (G) / Misses (M)								CT			
	#	Time		X		AA		FT		5mF			PS			#	Time	X		AA		FT			5mF		PS
Quarter 1	11	4:02		1		1	3			1	2			13	3:58		1	1	3	3			2			2	
Quarter 2	10	5:02		1	4		4				1			2	8	2:58	1	0	1	2	1			2			
Quarter 3	9	3:48		0	1	3	2				2			12	4:12		0	1	5	1		1	1	2			1
Quarter 4	14	4:16		2			2		2	2	2			1	15	3:44	1			7	3			1			1
<b>Total</b>	<b>44</b>	<b>17:08</b>		<b>4</b>	<b>5</b>	<b>4</b>	<b>11</b>		<b>2</b>	<b>3</b>	<b>7</b>		<b>3</b>	<b>48</b>	<b>14:52</b>	<b>2</b>	<b>1</b>	<b>3</b>	<b>17</b>	<b>8</b>		<b>1</b>	<b>1</b>	<b>7</b>			<b>4</b>

Match ITA - RUS														
Possessions		EX	2EX	Goals (G) / Misses (M)								CT		
#	Time			X		AA		FT		5mF			PS	
92	32:00	2		5	8	21	19		3	4	14			7

LEGEND														
#	Number of possessions	%	Efficiency	*	Starting line-up	20C	20 seconds exclusion in the centre forward position							
20F	20 seconds exclusion in the field			2EX	Double Exclusion	5m	5 metre shot		5mF	5m shot in the field				
A	Action shot	AA	All action shots (A, C and CA)			AS	Assists							
CA	Counter Attack	CT	Corner Throws			BL	Blocked shots							
EX	Exclusion (S - with substitution, N - with substitution after 4 min.)			P	Penalty	PS	Penalty shot							
M	Misses			P	Penalty	SP	Sprint (Won/Sprints)		ST	Steals				
TF	Turnover Fouls			TWPC	Technical Water Polo Committee									
						X	Extra player shot							

Timing and Results provided by  TISSOT



# Result Book

27th Summer Universiade in Kazan 2013



## Water Polo

Women's Preliminary Round Group B





Match 1

Start List

Стартовый список

AUS - FRA

Referees: SHIMIZU Keisuke (JPN)  
MEBUKE Vakhtang (GEO)

Goal Judges: DMITRIEVA Anastasiia  
KASHTANOVA Natalya

Timekeepers: SAVCHENKO Nataliya  
MAZHIRINA Olga  
TKACHENKO Vasily

FISU Delegate: CLEMENCON Jean-Paul

TO Judges: MORUSHENKO Maiia  
KOMAROVA Ekaterina

Secretaries: GALIMZYANOVA Olga  
HOHRYAKOVA Anna

AUS - Australia (White)

Cap No.	Name	Pos	L/R	Year of Birth	Tournament Statistics				
					FG	PG	Assists	Pers. Fouls	Min.
1	RISBY Victoria	GK	R	1989					
2	COLENSO Bronte	FP	R	1993					
3	ARMIT Elle	FP	R	1991					
4	MARTIN Jessica (C)	FP	R	1990					
5	CASEY Pascalle	FP	R	1995					
6	SYMONS Belinda	FP	R	1994					
7	SCHMID Maddiso	FP	R	1994					
8	COBURN Madeline	FP	R	1992					
9	BROWNE Eliesha	FP	R	1992					
10	BENSON Emily	FP	R	1993					
11	MASEK Ainsley	FP	R	1994					
12	KING Olivia	FP	R	1992					
13	REID Serena	GK	R	1992					
<b>Head Coach</b>		OSADCHUK Aleksandr							
<b>Official</b>		RIPPON Melissa							

FRA - France (Blue)

Cap No.	Name	Pos	L/R	Year of Birth	Tournament Statistics				
					FG	PG	Assists	Pers. Fouls	Min.
1	COUNIL Lou (C)	GK	R	1985					
2	MILLOT Estelle	FP	R	1993					
3	BACHELIER Lea	FP	R	1993					
4	VALVERDE Clementine	FP	R	1992					
5	GUILLET Louise	FP	R	1986					
6	CESCA Lucie	FP	R	1994					
7	CLOMES Charlaïne	FP	R	1993					
8	TARDY Marion	FP	L	1993					
9	MAHIEU Geraldine	FP	R	1993					
10	SACRE Aurore	FP	R	1993					
11	CLERC Clemence	FP	R	1991					
12	DAULE Audrey	FP	R	1993					
13	DERENTY Lorene	GK	R	1994					
<b>Head Coach</b>		SAKELIS Filippas (GRE)							
<b>Official</b>		DAUSSIN Frederic							
<b>Official</b>		JACQUEMIN Franck							

LEGEND

(C)	Captain	CB	Centre Back	CF	Centre Forward	D	Driver	FG	Field Goals
GK	Goalkeeper	L	Left	L/R	Left Handedness	R	Right	Min.	Minutes Played
Pers.	Personal	PG	Penalty Goals	Pos	Playing position	TO	Time Out		
TWPC	Technical Water Polo Committee								



Match 1

Results

Результат

AUS 11 - 9 FRA

(4:1, 2:2, 3:3, 2:3)

Referees: SHIMIZU Keisuke (JPN)  
MEBUKE Vakhtang (GEO)

FISU Delegate: CLEMENCON Jean-Paul

AUS - Australia (White)

Cap No.	Name	Estimated Time Played	Goals/Shots								AS	TF	ST	BL	SP	Personal Fouls					
			Total	%	A	C	X	5m	PS	CA						20C	20F	2EX	P	EX	
*1	RISBY Victoria	24:00																			
*2	COLENSO Bronte	18:03	1/2	50.0%		0/1		1/1											1		
*3	ARMIT Elle	20:28	2/5	40.0%	0/1	1/1	1/1	0/1		0/1			2	1	3				3	S	
*4	MARTIN Jessica	18:20	1/4	25.0%	0/1	0/2	1/1						2						1		
5	CASEY Pascale	12:55	0/1	0.0%		0/1															
6	SYMONS Belinda	13:40	1/2	50.0%	1/1	0/1							1								
*7	SCHMID Maddiso	26:51	2/3	66.7%		1/1	1/1	0/1					1		2		2/2				
*8	COBURN Madeline	23:28	0/5	0.0%	0/2		0/1	0/2					1	2			1/1				
9	BROWNE Eliesha	11:36	0/1	0.0%	0/1								1	1							
10	BENSON Emily	19:24	1/3	33.3%	1/1			0/2													
11	MASEK Ainsley	6:02													1						
*12	KING Olivia	21:13	3/7	42.9%	1/3	0/1	2/2	0/1							3		1/1		2		
13	REID Serena	8:00																			
Totals			11/33	33.3%	3/10	2/8	5/6	1/8		0/1			3	8	6	4	4/4		5	2	1
Cap No.	Goalkeepers	Save/Shots								Time Outs		Exclusions with Substitution		Exclusions w/Subst after 4 min.							
Total	%	A	C	X	5m	PS	CA														
*1	RISBY Victoria	4/10	40.0%	0/2	0/2		4/6								1						
13	REID Serena	0/3	0.0%			0/2	0/1							1							
Totals		4/13	30.8%	0/2	0/2	0/2	4/7							0							

FRA - France (Blue)

Cap No.	Name	Estimated Time Played	Goals/Shots								AS	TF	ST	BL	SP	Personal Fouls					
			Total	%	A	C	X	5m	PS	CA						20C	20F	2EX	P	EX	
*1	COUNIL Lou	32:00	0/1	0.0%				0/1						1							
*2	MILLOT Estelle	26:22	1/3	33.3%	1/1			0/2						1					1		
3	BACHELIER Lea	17:00	0/3	0.0%	0/1			0/2					2								
4	VALVERDE Clementine	15:17	0/2	0.0%			0/1	0/1						1		0/1			1		
*5	GUILLET Louise	30:07	5/10	50.0%		2/2	1/1	2/6		0/1			1						1		
6	CESCA Lucie	0:58																			
*7	CLOMES Charlaïne	16:47	3/6	50.0%	1/1		1/1	1/4					1	1					2		
*8	TARDY Marion	27:56	0/2	0.0%				0/2					1								
9	MAHIEU Geraldine	13:52													1				1		
10	SACRE Aurore	4:47												0/1							
*11	CLERC Clemence	26:59	0/2	0.0%		0/2							2								
*12	DAULE Audrey	11:55	0/2	0.0%				0/2					1			0/2			1		
13	DERENTY Lorene																				
Totals			9/31	29.0%	2/3	2/4	2/3	3/20		0/1			9	4	1	0/4			5	2	
Cap No.	Goalkeepers	Save/Shots								Time Outs		Exclusions with Substitution		Exclusions w/Subst after 4 min.							
Total	%	A	C	X	5m	PS	CA														
*1	COUNIL Lou	9/20	45.0%	3/6	3/5	0/5	3/4								2						
13	DERENTY Lorene														0						
Totals		9/20	45.0%	3/6	3/5	0/5	3/4								0						



Match 1

Results

Результат

**AUS 11 - 9 FRA**

(4:1, 2:2, 3:3, 2:3)


Referees: SHIMIZU Keisuke (JPN)  
MEBUKE Vakhtang (GEO)

FISU Delegate: CLEMENCON Jean-Paul

Period	AUS - Australia											FRA - France												
	Possessions		EX	Goals (G) / Misses (M)								CT	Possessions		EX	Goals (G) / Misses (M)								CT
				X	AA	FT	5mF	PS	X	AA	FT					5mF	PS							
#	Time	G	M	G	M	G	M	G	M	G	M	#	Time	G	M	G	M	G	M	G	M			
Quarter 1	9	4:19			3	1	1	3					9	3:41					1	2			3	
Quarter 2	12	3:28					2	2				3			0	1	1	2			1	1	3	
Quarter 3	10	4:04			1			2	4			1					2					1	6	
Quarter 4	10	3:34	1	1				5			1	2			2						1	1	3	
Total	41	15:25	1	5	1	5	14				1	7			2	1	4	4			2	3	15	

Match AUS - FRA													
Possessions		EX	2EX	Goals (G) / Misses (M)								CT	
#	Time			X	AA	FT	5mF	PS	X	AA	FT		5mF
G	M	G	M	G	M	G	M	G	M	G	M	G	M
81	32:00	1		7	2	9	18		2	4	22		

LEGEND													
#	Number of possessions	%	Efficiency	*	Starting line-up	20C	20 seconds exclusion in the centre forward position						
20F	20 seconds exclusion in the field			2EX	Double Exclusion	5m	5 metre shot	5mF	5m shot in the field				
A	Action shot	AA	All action shots (A, C and CA)			AS	Assists	C	Centre shot				
CA	Counter Attack	CT	Corner Throws	BL	Blocked shots								
EX	Exclusion (S - with substitution, N - with substitution after 4 min.)					FT	Free throw	G	Goals				
M	Misses	P	Penalty	PS	Penalty shot	SP	Sprint (Won/Sprints)	ST	Steals				
TF	Turnover Fouls	TWPC	Technical Water Polo Committee			X	Extra player shot						

Timing and Results provided by  TISSOT





Match 3

Start List

Стартовый список

USA - HUN

Referees: DESLIERES Marie-Claude (CAN)  
VASENIN Eduard (RUS)

Goal Judges: MAKAROV Denis  
KHABIBULLIN Artur

Timekeepers: SHEPELEV Nikolay  
YAKIMOV Vladimir  
SHAYDAKOV Andrey

FISU Delegate: VASILEIOU Nikolaos

TO Judges: DENISOV Dmitry  
DENISOVA Tatiana

Secretaries: MAVRINA Tamara  
KOVYAZIN Rais

USA - United States (White)

Cap No.	Name	Pos	L/R	Year of Birth	Tournament Statistics				
					FG	PG	Assists	Pers. Fouls	Min.
1	MENZ Kathleen	GK	R	1994					
2	HALE Melissa	FP	R	1993					
3	SMILEY Sierra	FP	R	1994					
4	BAKER Christin	FP	R	1993					
5	SCHROEDER Tiera	FP	R	1993					
6	YOUNG Ashley (C)	FP	R	1992					
7	MUTAFYAN Stephanie	FP	R	1995					
8	LOUGHLIN Emily	FP	R	1995					
9	SMITH Meagan	FP	R	1993					
10	GAMES Brigitta	FP	R	1995					
11	VOWELL Brooke	FP	L	1994					
12	WILLIAMS Victoria	FP	R	1993					
13	ROLAND Kelsey	GK	R	1995					
<b>Head Coach</b>	CORSO Richard								
<b>Official</b>	FLESHER Matthew								
<b>Official</b>	CASLIN Ann								

HUN - Hungary (Blue)

Cap No.	Name	Pos	L/R	Year of Birth	Tournament Statistics				
					FG	PG	Assists	Pers. Fouls	Min.
1	GANGL Edina	GK		1990					
2	ARKOSY Lilla	FP		1990					
3	CSABAI Dora	FP		1989					
4	KISTELEKI Hanna Anna	FP		1991					
5	GEMES Alexa Anett	FP		1994					
6	DALMADY Petra	FP		1989					
7	DALMADY Szandra Kata	FP		1987					
8	POCSI Bianka (C)	FP		1990					
9	HEVESI Anita	FP		1989					
10	KOCSIS Laura	FP		1992					
11	SOMHEGYI Noemi	FP		1991					
12	ZAJACZ Hanna	FP		1993					
13	GUNDL Diana Agnes	GK		1991					
<b>Head Coach</b>	KELEMEN Attila Janos								
<b>Official</b>	ROTTLER Antal								
<b>Official</b>	KOCSIS Koppany Peter								

LEGEND									
(C)	Captain	CB	Centre Back	CF	Centre Forward	D	Driver	FG	Field Goals
GK	Goalkeeper	L	Left	L/R	Left Handedness	L/R	Right Handedness	Min.	Minutes Played
Pers.	Personal	PG	Penalty Goals	Pos	Playing position	R	Right	TO	Time Out
TWPC	Technical Water Polo Committee								


**Match 3**
**Results**

Результат

**USA 5 - 12 HUN**

(1:4, 1:4, 3:2, 0:2)

**Referees:** DESLIERES Marie-Claude (CAN)  
VASENIN Eduard (RUS)

**FISU Delegate:** VASILEIOU Nikolaos

**USA - United States (White)**

Cap No.	Name	Estimated Time Played	Goals/Shots								AS	TF	ST	BL	SP	Personal Fouls					
			Total	%	A	C	X	5m	PS	CA						20C	20F	2EX	P	EX	
*1	MENZ Kathleen	24:00																			
*2	HALE Melissa	17:39	1/2	50.0%				1/2						1					1		
3	SMILEY Sierra	12:46									1										
4	BAKER Christin	18:07	0/1	0.0%				0/1			1	1						3		S	
*5	SCHROEDER Tiera	29:45	1/3	33.3%				0/2	1/1		1				0/2						
*6	YOUNG Ashley	17:08	1/2	50.0%	1/1			0/1			4	1			1/1			2			
*7	MUTAFYAN Stephanie	25:50	2/5	40.0%	1/2			1/1	0/2				1					1			
*8	LOUGHLIN Emily	13:48									4										
9	SMITH Meagan	15:46	0/2	0.0%				0/2			2				0/1						
10	GAMES Brigitta	17:08	0/1	0.0%			0/1				1	4	2					1			
11	VOWELL Brooke	6:17											1								
*12	WILLIAMS Victoria	17:46	0/3	0.0%	0/2			0/1											1		
13	ROLAND Kelsey	8:00																			
Totals			5/19	26.3%	2/5	0/1	1/4	1/8	1/1		1	20	7		1/4			6	2	1	1
Cap No.	Goalkeepers	Save/Shots										Time Outs		Exclusions with Substitution		Exclusions w/Subst after 4 min.					
Total	%	A	C	X	5m	PS	CA														
*1	MENZ Kathleen	3/13	23.1%	0/1	1/1	1/6	1/3	0/1	0/1												
13	ROLAND Kelsey	3/5	60.0%		0/1	1/2	2/2														
Totals		6/18	33.3%	0/1	1/2	2/8	3/5	0/1	0/1												

**HUN - Hungary (Blue)**

Cap No.	Name	Estimated Time Played	Goals/Shots								AS	TF	ST	BL	SP	Personal Fouls					
			Total	%	A	C	X	5m	PS	CA						20C	20F	2EX	P	EX	
*1	GANGL Edina	32:00											2								
2	ARKOSY Lilla	5:59	1/1	100.0%			1/1						1					1			
*3	CSABAI Dora	25:21	1/3	33.3%			1/2	0/1			1	4	1	1							
*4	KISTELEKI Hanna Anna	26:52	1/3	33.3%			1/1	0/2			1	1			2/2						
*5	GEMES Alexa Anett	25:59	2/2	100.0%			1/1		1/1		1	1						2			
6	DALMADY Petra	9:47	1/1	100.0%	1/1								2					3		S	
*7	DALMADY Szandra Kata	21:07	0/3	0.0%			0/1	0/2			1	3	2					1			
8	POCSI Bianka	12:10	1/1	100.0%		1/1							1						1		
*9	HEVESI Anita	25:48	2/3	66.7%			1/2	1/1			3	1						1	1		
10	KOCSIS Laura	14:20																			
*11	SOMHEGYI Noemi	19:29	3/6	50.0%		0/3	1/1	1/1	1/1		3	1			1/2			2			
12	ZAJACZ Hanna	5:08																1			
13	GUNDL Diana Agnes																				
Totals			12/23	52.2%	1/1	1/4	6/9	2/7	1/1	1/1	4	16	11	1	3/4			5	7	1	1
Cap No.	Goalkeepers	Save/Shots										Time Outs		Exclusions with Substitution		Exclusions w/Subst after 4 min.					
Total	%	A	C	X	5m	PS	CA														
*1	GANGL Edina	8/13	61.5%	2/4	1/1	0/1	5/6	0/1													
13	GUNDL Diana Agnes																				
Totals		8/13	61.5%	2/4	1/1	0/1	5/6	0/1													



Match 3

Results  
Результат

USA 5 - 12 HUN  
(1:4, 1:4, 3:2, 0:2)

Referees: DESLIERES Marie-Claude (CAN)  
VASENIN Eduard (RUS)

FISU Delegate: VASILEIOU Nikolaos

Period	USA - United States												HUN - Hungary												
	Possessions		EX	Goals (G) / Misses (M)								CT	Possessions		EX	Goals (G) / Misses (M)								CT	
				X	AA		FT		5mF		PS					X	AA		FT		5mF		PS		
#	Time	G	M	G	M	G	M	G	M	G	M	#	Time	G	M	G	M	G	M	G	M				
Quarter 1	11	5:14		0	1	1					1		10	2:46	2		1	1							
Quarter 2	9	4:21		0	1					1		1	10	3:39	2	1	1	1	1	2			1		
Quarter 3	9	5:23		1		1	2			1	3		2	9	2:37	1	1	1				1	1		
Quarter 4	10	4:04	1	0	1		2				2		10	3:56	1	1	1	1				2			
Total	39	19:02	1	1	3	2	4		1	1	6	1	2	39	12:58	1	6	3	3	3	1	2	1	3	1

Match USA - HUN													
Possessions		EX	2EX	Goals (G) / Misses (M)								CT	
				X	AA		FT		5mF		PS		
#	Time	G	M	G	M	G	M	G	M	G	M	G	M
78	32:00	2		7	6	5	7	1	3	2	9	2	4

LEGEND												
#	Number of possessions	%	Efficiency	*	Starting line-up	20C	20 seconds exclusion in the centre forward position					
20F	20 seconds exclusion in the field			2EX	Double Exclusion	5m	5 metre shot		5mF	5m shot in the field		
A	Action shot	AA	All action shots (A, C and CA)		AS	Assists		C	Centre shot			
CA	Counter Attack	CT	Corner Throws		BL	Blocked shots		FT	Free throw			
EX	Exclusion (S - with substitution, N - with substitution after 4 min.)			P	Penalty	PS	Penalty shot		SP	Sprint (Won/Sprints)		
M	Misses		P	Penalty	PS	Penalty shot		ST	Steals			
TF	Turnover Fouls		TWPC	Technical Water Polo Committee							X	Extra player shot


**Match 5**
**Start List**

Стартовый список

**AUS - HUN**
**Referees:** RICCITELLI Stefano (ITA)  
VASENIN Eduard (RUS)

**Goal Judges:** MAKAROV Denis  
KHABIBULLIN Artur

**Timekeepers:** SHEPELEV Nikolay  
YAKIMOV Vladimir  
SHAYDAKOV Andrey

**FISU Delegate:** VASILEIOU Nikolaos

**TO Judges:** DENISOV Dmitry  
DENISOVA Tatiana

**Secretaries:** MAVRINA Tamara  
KOVYAZIN Rais

**AUS - Australia (White)**

Cap No.	Name	Pos	L/R	Year of Birth	Tournament Statistics				
					FG	PG	Assists	Pers. Fouls	Min.
1	RISBY Victoria	GK	R	1989					24
2	COLENZO Bronte	FP	R	1993	1			1	18
3	ARMIT Elle	FP	R	1991	2			3	20
4	MARTIN Jessica (C)	FP	R	1990	1			1	18
5	CASEY Pascale	FP	R	1995					13
6	SYMONS Belinda	FP	R	1994	1				14
7	SCHMID Maddiso	FP	R	1994	2		1		27
8	COBURN Madeline	FP	R	1992			1		23
9	BROWNE Eliesha	FP	R	1992			1		12
10	BENSON Emily	FP	R	1993	1				19
11	MASEK Ainsley	FP	R	1994					6
12	KING Olivia	FP	R	1992	3			2	21
13	REID Serena	GK	R	1992					8
<b>Head Coach</b>	OSADCHUK Aleksandr								
<b>Official</b>	RIPPON Melissa								

AUS Played	
FRA	11 - 9

**HUN - Hungary (Blue)**

Cap No.	Name	Pos	L/R	Year of Birth	Tournament Statistics				
					FG	PG	Assists	Pers. Fouls	Min.
1	GANGL Edina	GK		1990					32
2	ARKOSY Lilla	FP		1990	1			1	6
3	CSABAI Dora	FP		1989	1		1		25
4	KISTELEKI Hanna Anna	FP		1991	1		1		27
5	GEMES Alexa Anett	FP		1994	1	1	1	2	26
6	DALMADY Petra	FP		1989	1			3	10
7	DALMADY Szandra Kata	FP		1987			1	1	21
8	POCSI Bianka (C)	FP		1990	1			1	12
9	HEVESI Anita	FP		1989	2			2	26
10	KOCSIS Laura	FP		1992					14
11	SOMHEGYI Noemi	FP		1991	3			2	19
12	ZAJACZ Hanna	FP		1993				1	5
13	GUNDL Diana Agnes	GK		1991					
<b>Head Coach</b>	KELEMEN Attila Janos								
<b>Official</b>	ROTTLER Antal								
<b>Official</b>	KOCSIS Koppány Peter								

HUN Played	
USA	12 - 5

LEGEND			
(C)	Captain	CB	Centre Back
GK	Goalkeeper	CF	Centre Forward
Pers.	Personal	L/R	Handedness
TWPC	Technical Water Polo Committee	Pos	Playing position
		D	Driver
		Min.	Minutes Played
		R	Right
		FG	Field Goals
		TO	Time Out


**Match 5**
**Results**

Результаты

**AUS 6 - 10 HUN**

(2:5, 0:1, 3:1, 1:3)

**Referees:** RICCITELLI Stefano (ITA)  
VASENIN Eduard (RUS)

**FISU Delegate:** VASILEIOU Nikolaos

**AUS - Australia (White)**

Cap No.	Name	Estimated Time Played	Goals/Shots								AS	TF	ST	BL	SP	Personal Fouls				
			Total	%	A	C	X	5m	PS	CA						20C	20F	2EX	P	EX
*1	RISBY Victoria	32:00																		
*2	COLENSO Bronte	21:02	0/2	0.0%	0/1		0/1				1	1						1		
*3	ARMIT Elle	22:44	2/6	33.3%			2/4	0/2			4		1					1	1	
*4	MARTIN Jessica	15:35	0/4	0.0%		0/4					2	1	1						1	
5	CASEY Pascale	17:12											2							
6	SYMONS Belinda	12:11	1/4	25.0%		1/3		0/1												
*7	SCHMID Maddiso	18:12	1/5	20.0%	1/2		0/1	0/1	0/1		3	2		2/3			1	1	1	S
*8	COBURN Madeline	19:28	1/4	25.0%	0/3			1/1						1/1						
9	BROWNE Eliesha	12:04	0/1	0.0%	0/1															
10	BENSON Emily	18:00	1/5	20.0%	0/1		0/2	1/2			1	3								
11	MASEK Ainsley	13:08									1	1								
*12	KING Olivia	22:24	0/6	0.0%	0/1	0/1	0/2	0/2					3				1			
13	REID Serena																			
Totals			6/37	16.2%	1/9	1/8	2/10	2/9	0/1		12	11	4	3/4			2	3	3	1
Cap No.	Goalkeepers	Save/Shots								Time Outs		Exclusions with Substitution		Exclusions w/Subst after 4 min.						
Total	%	A	C	X	5m	PS	CA													
*1	RISBY Victoria	4/14	28.6%	1/1	1/3	1/4	1/3	0/3												
13	REID Serena																			
Totals		4/14	28.6%	1/1	1/3	1/4	1/3	0/3												

**HUN - Hungary (Blue)**

Cap No.	Name	Estimated Time Played	Goals/Shots								AS	TF	ST	BL	SP	Personal Fouls					
			Total	%	A	C	X	5m	PS	CA						20C	20F	2EX	P	EX	
*1	GANGL Edina	32:00	0/1	0.0%				0/1					4								
2	ARKOSY Lilla	0:49																			
*3	CSABAI Dora	22:22	1/2	50.0%	0/1			1/1			2						1	1			
*4	KISTELEKI Hanna Anna	32:00	2/6	33.3%	0/2		1/2	0/1	1/1		4			0/1			2				
*5	GEMES Alexa Anett	30:22	2/5	40.0%	0/1			0/2	2/2		1	1		1/2							
6	DALMADY Petra	17:11	1/1	100.0%			1/1				1		1				1				
*7	DALMADY Szandra Kata	17:46	1/5	20.0%	0/1		0/1	1/3			2	2	2				1	1			
8	POCSI Bianka	14:26									1	4									
*9	HEVESI Anita	25:13	1/2	50.0%			1/1	0/1			2						1	1			
10	KOCSIS Laura	10:27																			
*11	SOMHEGYI Noemi	20:35	2/3	66.7%		2/3					2			0/1			1				
12	ZAJACZ Hanna	0:49									1										
13	GUNDL Diana Agnes																				
Totals			10/25	40.0%	0/5	2/3	3/5	2/9	3/3		3	20	7	1	1/4			3	7		
Cap No.	Goalkeepers	Save/Shots								Time Outs		Exclusions with Substitution		Exclusions w/Subst after 4 min.							
Total	%	A	C	X	5m	PS	CA														
*1	GANGL Edina	20/26	76.9%	4/5	7/8	5/7	4/6														
13	GUNDL Diana Agnes																				
Totals		20/26	76.9%	4/5	7/8	5/7	4/6														



Match 5

Results

Результаты

AUS 6 - 10 HUN

(2:5, 0:1, 3:1, 1:3)


Referees: RICCITELLI Stefano (ITA)  
VASENIN Eduard (RUS)

FISU Delegate: VASILEIOU Nikolaos

Period	AUS - Australia												HUN - Hungary											
	Possessions		EX	Goals (G) / Misses (M)								CT	Possessions		EX	Goals (G) / Misses (M)								CT
				X	AA		FT		5mF		PS					X	AA		FT		5mF		PS	
#	Time	G	M	G	M	G	M	G	M	G	M	#	Time	G	M	G	M	G	M	G	M			
Quarter 1	13	4:14		1	1	1	4			2			11	3:46		2		2			2	1		
Quarter 2	12	4:24		0	2		4		1		1		10	3:36				1			3	1		
Quarter 3	10	3:38		1	1	1	3			1	3		12	4:22		1	2			1	2			
Quarter 4	14	4:24	1	0	4		5			1			12	3:36				2	3		1	1		
Total	49	16:40	1	2	8	2	16		1	2	6		45	15:20		3	2	2	6	1	2	6	3	

Match AUS - HUN														
Possessions		EX	2EX	Goals (G) / Misses (M)								CT		
				X	AA		FT		5mF		PS			
#	Time	G	M	G	M	G	M	G	M	G	M	G	M	
94	32:00	1		5	10	4	22		2	4	12	3		2

LEGEND														
#	Number of possessions	%	Efficiency	*	Starting line-up	20C	20 seconds exclusion in the centre forward position							
20F	20 seconds exclusion in the field			2EX	Double Exclusion	5m	5 metre shot		5mF	5m shot in the field				
A	Action shot	AA	All action shots (A, C and CA)			AS	Assists		C	Centre shot				
CA	Counter Attack	CT	Corner Throws			BL	Blocked shots							
EX	Exclusion (S - with substitution, N - with substitution after 4 min.)					FT	Free throw		G	Goals				
M	Misses		P	Penalty		PS	Penalty shot		SP	Sprint (Won/Sprints)		ST	Steals	
TF	Turnover Fouls		TWPC	Technical Water Polo Committee										
						X	Extra player shot							

Timing and Results provided by  TISSOT


**Match 7**
**Start List**

Стартовый список

**Referees:** MURRAY Martin (CAN)  
TAHARA Tadao (JPN)

**Goal Judges:** MAKAROV Denis  
KHABIBULLIN Artur

**Timekeepers:** SHEPELEV Nikolay  
YAKIMOV Vladimir  
SHAYDAKOV Andrey

**FISU Delegate:** VASILEIOU Nikolaos

**TO Judges:** DENISOV Dmitry  
DENISOVA Tatiana

**Secretaries:** MAVRINA Tamara  
KOVYAZIN Rais

**USA - United States (White)**

Cap No.	Name	Pos	L/R	Year of Birth	Tournament Statistics				
					FG	PG	Assists	Pers. Fouls	Min.
1	MENZ Kathleen	GK	R	1994					24
2	HALE Melissa	FP	R	1993	1			1	18
3	SMILEY Sierra	FP	R	1994					13
4	BAKER Christin	FP	R	1993				3	18
5	SCHROEDER Tiera	FP	R	1993		1			30
6	YOUNG Ashley (C)	FP	R	1992	1			2	17
7	MUTAFYAN Stephanie	FP	R	1995	2			1	26
8	LOUGHLIN Emily	FP	R	1995					14
9	SMITH Meagan	FP	R	1993					16
10	GAMES Brigitta	FP	R	1995			1	1	17
11	VOWELL Brooke	FP	L	1994					6
12	WILLIAMS Victoria	FP	R	1993				1	18
13	ROLAND Kelsey	GK	R	1995					8
<b>Head Coach</b>		CORSO Richard							
<b>Official</b>		FLESHER Matthew							
<b>Official</b>		CASLIN Ann							

USA Played	
HUN	5 - 12

**FRA - France (Blue)**

Cap No.	Name	Pos	L/R	Year of Birth	Tournament Statistics				
					FG	PG	Assists	Pers. Fouls	Min.
1	COUNIL Lou (C)	GK	R	1985					32
2	MILLOT Estelle	FP	R	1993	1			1	26
3	BACHELIER Lea	FP	R	1993					17
4	VALVERDE Clementine	FP	R	1992				1	15
5	GUILLET Louise	FP	R	1986	5			1	30
6	CESCA Lucie	FP	R	1994					1
7	CLOMES Charlaïne	FP	R	1993	3			2	17
8	TARDY Marion	FP	L	1993					28
9	MAHIEU Geraldine	FP	R	1993				1	14
10	SACRE Aurore	FP	R	1993					5
11	CLERC Clemence	FP	R	1991					27
12	DAULE Audrey	FP	R	1993				1	12
13	DERENTY Lorene	GK	R	1994					
<b>Head Coach</b>		SAKELIS Filippas (GRE)							
<b>Official</b>		DAUSSIN Frederic							
<b>Official</b>		JACQUEMIN Franck							

FRA Played	
AUS	9 - 11

LEGEND									
(C)	Captain	CB	Centre Back	CF	Centre Forward	D	Driver	FG	Field Goals
GK	Goalkeeper	L	Left	L/R	Left Handedness	R	Right	Min.	Minutes Played
Pers.	Personal	PG	Penalty Goals	Pos	Playing position	TO	Time Out		
TWPC	Technical Water Polo Committee								



Match 7

Results

Результаты

USA 5 - 7 FRA

(1:2, 1:2, 2:2, 1:1)

Referees: MURRAY Martin (CAN)  
TAHARA Tadao (JPN)

TWPC Delegates: VASILEIOU Nikolaos

USA - United States (White)

Cap No.	Name	Estimated Time Played	Goals/Shots								AS	TF	ST	BL	SP	Personal Fouls															
			Total	%	A	C	X	5m	PS	CA						20C	20F	2EX	P	EX											
*1	MENZ Kathleen	32:00																													
*2	HALE Melissa	28:52	1/6	16.7%	1/2				0/4																						
*3	SMILEY Sierra	21:30	0/1	0.0%				0/1																							
4	BAKER Christin	21:37	1/5	20.0%	0/3				1/1														1								
*5	SCHROEDER Tiera	15:49	1/6	16.7%	1/4				0/2														3	S							
*6	YOUNG Ashley	29:37	0/4	0.0%	0/2			0/1	0/1															1							
*7	MUTAFYAN Stephanie	31:07	0/2	0.0%	0/1				0/1																						
8	LOUGHLIN Emily	7:22	0/1	0.0%	0/1																										
9	SMITH Meagan	9:46																						1							
10	GAMES Brigitta	7:57	1/1	100.0%			1/1																								
11	VOWELL Brooke	5:58	1/3	33.3%	1/1				0/2																						
*12	WILLIAMS Victoria	12:25	0/1	0.0%					0/1															2							
13	ROLAND Kelsey																														
Totals			5/30	16.7%	3/14	1/1	0/2	1/12		0/1															9	3	2	1/4	2	6	1
Cap No.	Goalkeepers	Save/Shots								Time Outs		Exclusions with Substitution		Exclusions w/Subst after 4 min.																	
Total	%	A	C	X	5m	PS	CA																								
*1	MENZ Kathleen	7/14	50.0%	0/1			3/7	4/6				2	1	0																	
13	ROLAND Kelsey																														
Totals		7/14	50.0%	0/1			3/7	4/6																							

FRA - France (Blue)

Cap No.	Name	Estimated Time Played	Goals/Shots								AS	TF	ST	BL	SP	Personal Fouls																		
			Total	%	A	C	X	5m	PS	CA						20C	20F	2EX	P	EX														
*1	COUNIL Lou	32:00	0/1	0.0%					0/1																									
*2	MILLOT Estelle	24:16																																
*3	BACHELIER Lea	10:41	0/1	0.0%					0/1																									
*4	VALVERDE Clementine	29:59	1/2	50.0%	1/1				0/1																									
*5	GUILLET Louise	32:00	1/7	14.3%	0/1			1/1	0/5																									
6	CESCA Lucie	1:32																																
7	CLOMES Charlaïne	21:49	2/6	33.3%				2/5	0/1																									
*8	TARDY Marion	28:26	2/5	40.0%				1/2	1/3																									
9	MAHIEU Geraldine	12:35																																
10	SACRE Aurore	0:39																																
*11	CLERC Clemence	18:39	1/2	50.0%	0/1				1/1																									
12	DAULE Audrey	11:24	0/1	0.0%					0/1																									
13	DERENTY Lorene																																	
Totals			7/25	28.0%	1/3			4/8	2/14																									
Cap No.	Goalkeepers	Save/Shots								Time Outs		Exclusions with Substitution		Exclusions w/Subst after 4 min.																				
Total	%	A	C	X	5m	PS	CA																											
*1	COUNIL Lou	14/19	73.7%	8/11	0/1	1/1	4/5	1/1				1	0	0																				
13	DERENTY Lorene																																	
Totals		14/19	73.7%	8/11	0/1	1/1	4/5	1/1																										





Match 7

Results

Результаты

USA 5 - 7 FRA

(1:2, 1:2, 2:2, 1:1)

Referees: MURRAY Martin (CAN)  
TAHARA Tadao (JPN)

TWPC Delegates: VASILEIOU Nikolaos

Period	USA - United States											FRA - France													
	Possessions		EX	Goals (G) / Misses (M)								CT	Possessions		EX	Goals (G) / Misses (M)								CT	
	#	Time		G	M	AA	FT	5mF	PS	#	Time		G	M		AA	FT	5mF	PS						
Quarter 1	10	3:38		0	1		6			1	1		1	9	4:22		2				2	2			
Quarter 2	8	3:11		0	1	1	2				1			10	4:49		1	2	1	1				3	
Quarter 3	11	4:13				2	4		2		1			13	3:47		1	1		1	1			2	
Quarter 4	10	3:41	1			1					6			9	4:19		0	1					1	3	
Total	39	14:43	1	0	2	4	12		2	1	9		1	41	17:17		4	4	1	2	1	2	1	10	

Match USA - FRA													
Possessions		EX	2EX	Goals (G) / Misses (M)								CT	
#	Time			X	AA	FT	5mF	PS	G	M			
80	32:00	1		4	6	5	14	1	4	2	19		1

LEGEND									
#	Number of possessions	%	Efficiency	*	Starting line-up	20C	20 seconds exclusion in the centre forward position		
20F	20 seconds exclusion in the field			2EX	Double Exclusion	5m	5 metre shot	5mF	5m shot in the field
A	Action shot	AA	All action shots (A, C and CA)			AS	Assists	C	Centre shot
CA	Counter Attack	CT	Corner Throws	BL	Blocked shots			G	Goals
EX	Exclusion (S - with substitution, N - with substitution after 4 min.)	P	Penalty	PS	Penalty shot	FT	Free throw	ST	Steals
M	Misses					SP	Sprint (Won/Sprints)		
TF	Turnover Fouls	TWPC	Technical Water Polo Committee			X	Extra player shot		

Timing and Results provided by TISSOT



Match 10

Start List

Стартовый список

FRA - HUN

Referees: SHIMIZU Keisuke (JPN)  
GERZANICH Vladimir (RUS)

Goal Judges: MAKAROV Denis  
KHABIBULLIN Artur

Timekeepers: SHEPELEV Nikolay  
YAKIMOV Vladimir  
SHAYDAKOV Andrey

FISU Delegate: CLEMENCON Jean-Paul

TO Judges: DENISOV Dmitry  
DENISOVA Tatiana

Secretaries: MAVRINA Tamara  
KOVYAZIN Rais

FRA - France (White)

Cap No.	Name	Pos	L/R	Year of Birth	Tournament Statistics				
					FG	PG	Assists	Pers. Fouls	Min.
1	COUNIL Lou (C)	GK	R	1985					64
2	MILLOT Estelle	FP	R	1993	1			2	51
3	BACHELIER Lea	FP	R	1993					28
4	VALVERDE Clementine	FP	R	1992	1			2	45
5	GUILLET Louise	FP	R	1986	6			2	62
6	CESCA Lucie	FP	R	1994					3
7	CLOMES Charlaïne	FP	R	1993	5			3	39
8	TARDY Marion	FP	L	1993	2		1		56
9	MAHIEU Geraldine	FP	R	1993				1	26
10	SACRE Aurore	FP	R	1993					5
11	CLERC Clemence	FP	R	1991	1			1	46
12	DAULE Audrey	FP	R	1993				2	23
13	DERENTY Lorene	GK	R	1994					
<b>Head Coach</b>		SAKELIS Filippas (GRE)							
<b>Official</b>		DAUSSIN Frederic							
<b>Official</b>		JACQUEMIN Franck							

FRA Played	
AUS	9 - 11
USA	7 - 5

HUN - Hungary (Blue)

Cap No.	Name	Pos	L/R	Year of Birth	Tournament Statistics				
					FG	PG	Assists	Pers. Fouls	Min.
1	GANGL Edina	GK		1990					64
2	ARKOSY Lilla	FP		1990	1			1	7
3	CSABAI Dora	FP		1989	2		1	2	48
4	KISTELEKI Hanna Anna	FP		1991	2	1	1	2	59
5	GEMES Alexa Anett	FP		1994	1	3	1	2	56
6	DALMADY Petra	FP		1989	2			4	27
7	DALMADY Szandra Kata	FP		1987	1		3	3	39
8	POCSI Bianka (C)	FP		1990	1		1	1	27
9	HEVESI Anita	FP		1989	3			4	51
10	KOCSIS Laura	FP		1992					25
11	SOMHEGYI Noemi	FP		1991	5			3	40
12	ZAJACZ Hanna	FP		1993				1	6
13	GUNDL Diana Agnes	GK		1991					
<b>Head Coach</b>		KELEMEN Attila Janos							
<b>Official</b>		ROTTLER Antal							
<b>Official</b>		KOCSIS Koppány Peter							

HUN Played	
USA	12 - 5
AUS	10 - 6

LEGEND									
(C)	Captain	CB	Centre Back	CF	Centre Forward	D	Driver	FG	Field Goals
GK	Goalkeeper	L	Left	L/R	Left Handedness	R	Right	Min.	Minutes Played
Pers.	Personal	PG	Penalty Goals	Pos	Playing position	TO	Time Out		
TWPC	Technical Water Polo Committee								



Match 10

Results  
Результаты

FRA 8 - 8 HUN  
(4:1, 1:2, 1:2, 2:3)

Referees: SHIMIZU Keisuke (JPN)  
GERZANICH Vladimir (RUS)

TWPC Delegates: CLEMENCON Jean-Paul

FRA - France (White)

Cap No.	Name	Estimated Time Played	Goals/Shots								AS	TF	ST	BL	SP	Personal Fouls				
			Total	%	A	C	X	5m	PS	CA						20C	20F	2EX	P	EX
*1	COUNIL Lou	32:00																		
*2	MILLOT Estelle	21:41	0/2	0.0%				0/2			1		1							
*3	BACHELIER Lea	15:13	1/2	50.0%				1/2						1			1		1	
*4	VALVERDE Clementine	14:57	0/2	0.0%	0/1			0/1						1			1	1		
*5	GUILLET Louise	24:58	3/10	30.0%	0/1	0/2	1/1	2/6				4	2	1	1/1					
6	CESCA Lucie	2:18																		
7	CLOMES Charlaïne	24:47	3/5	60.0%				2/2	1/3				3				1			
8	TARDY Marion	16:37	0/3	0.0%	0/1			0/2												
*9	MAHIEU Geraldine	15:04	0/1	0.0%		0/1														
10	SACRE Aurore	15:24	1/3	33.3%	1/1			0/2					2							
11	CLERC Clemence	16:56	0/1	0.0%	0/1															
*12	DAULE Audrey	24:05	0/3	0.0%	0/1			0/2			1	1	2	1	1/3		1			
13	DERENTY Lorene																			
Totals			8/32	25.0%	1/6	0/3	3/3	4/20			2	5	10	4	2/4		3	2		1
Cap No.	Goalkeepers	Save/Shots																		
		Total	%	A	C	X	5m	PS	CA											
*1	COUNIL Lou	9/17	52.9%	1/3	4/6	2/3	1/3	0/1	1/1						Time Outs					
13	DERENTY Lorene														Exclusions with Substitution					
Totals			9/17	52.9%	1/3	4/6	2/3	1/3	0/1	1/1						Exclusions w/Subst after 4 min.				

HUN - Hungary (Blue)

Cap No.	Name	Estimated Time Played	Goals/Shots								AS	TF	ST	BL	SP	Personal Fouls				
			Total	%	A	C	X	5m	PS	CA						20C	20F	2EX	P	EX
*1	GANGL Edina	32:00																		
2	ARKOSY Lilla	1:51																		
*3	CSABAI Dora	32:00	2/4	50.0%	1/2			1/2				1	1	3						
*4	KISTELEKI Hanna Anna	17:36	2/6	33.3%	1/1			0/2	1/3			1	2	1	0/1		1	1		
*5	GEMES Alexa Anett	32:00	1/5	20.0%	0/1			0/1	0/2	1/1		1			2/3					
6	DALMADY Petra	11:45	0/2	0.0%				0/1	0/1								2	1		S
*7	DALMADY Szandra Kata	16:26	0/1	0.0%	0/1							1	1		1		3			S
8	POCSI Bianka	6:50										1								
*9	HEVESI Anita	32:00	0/1	0.0%				0/1				1	2							
10	KOCSIS Laura	14:04	0/1	0.0%								2								
*11	SOMHEGYI Noemi	27:28	3/9	33.3%		2/7	1/1	0/1				4		1						
12	ZAJACZ Hanna																			
13	GUNDL Diana Agnes																			
Totals			8/29	27.6%	2/5	2/7	1/5	2/10	1/1	0/1	2	11	5	6	2/4		6	2		2
Cap No.	Goalkeepers	Save/Shots																		
		Total	%	A	C	X	5m	PS	CA											
*1	GANGL Edina	7/15	46.7%	1/2	1/1	0/3	5/9						Time Outs							
13	GUNDL Diana Agnes												Exclusions with Substitution							
Totals			7/15	46.7%	1/2	1/1	0/3	5/9						Exclusions w/Subst after 4 min.						



Match 10

Results

Результаты

FRA 8 - 8 HUN

(4:1, 1:2, 1:2, 2:3)

Referees: SHIMIZU Keisuke (JPN)  
GERZANICH Vladimir (RUS)

TWPC Delegates: CLEMENCON Jean-Paul

Period	FRA - France											HUN - Hungary															
	Possessions		EX	Goals (G) / Misses (M)								CT	Possessions		EX	Goals (G) / Misses (M)								CT			
	#	Time		X		AA		FT		5mF			PS			#	Time	X		AA		FT			5mF		PS
Quarter 1	9	4:51		2		1	1			1	4		1	9	3:09		1				6				1		
Quarter 2	10	4:52					1		1	1	6		10	3:08		0	1	1	2			1	2				
Quarter 3	9	3:52					1			1	5		11	4:08		0	1				1	1	4	1			
Quarter 4	9	4:39		1			5			1			10	3:21		2	0	2	3	1		1					
Total	37	18:14		3		1	8		1	4	15		1	40	13:46		2	1	4	4	9		2	2	6	1	1

Match FRA - HUN														
Possessions		EX	2EX	Goals (G) / Misses (M)								CT		
#	Time			X		AA		FT		5mF			PS	
77	32:00	2		4	4	5	17		3	6	21	1		2

LEGEND														
#	Number of possessions	%	Efficiency	*	Starting line-up	20C	20 seconds exclusion in the centre forward position							
20F	20 seconds exclusion in the field			2EX	Double Exclusion	5m	5 metre shot	5mF	5m shot in the field					
A	Action shot	AA	All action shots (A, C and CA)			AS	Assists	C	Centre shot					
CA	Counter Attack	CT	Corner Throws	BL	Blocked shots									
EX	Exclusion (S - with substitution, N - with substitution after 4 min.)					FT	Free throw	G	Goals					
M	Misses	P	Penalty	PS	Penalty shot	SP	Sprint (Won/Sprints)	ST	Steals					
TF	Turnover Fouls	TWPC	Technical Water Polo Committee			X	Extra player shot							

Timing and Results provided by TISSOT



Match 11

Start List

Стартовый список

AUS - USA

Referees: MEBUKE Vakhtang (GEO)  
RICCITELLI Stefano (ITA)

Goal Judges: MAKAROV Denis  
KHABIBULLIN Artur

Timekeepers: SHEPELEV Nikolay  
YAKIMOV Vladimir  
SHAYDAKOV Andrey

FISU Delegate: CLEMENCON Jean-Paul

TO Judges: DENISOV Dmitry  
DENISOVA Tatiana

Secretaries: MAVRINA Tamara  
KOVYAZIN Rais

AUS - Australia (White)

Cap No.	Name	Pos	L/R	Year of Birth	Tournament Statistics				
					FG	PG	Assists	Pers. Fouls	Min.
1	RISBY Victoria	GK	R	1989					56
2	COLENSO Bronte	FP	R	1993	1			2	39
3	ARMIT Elle	FP	R	1991	4			5	43
4	MARTIN Jessica (C)	FP	R	1990	1			2	34
5	CASEY Pascale	FP	R	1995					30
6	SYMONS Belinda	FP	R	1994	2				26
7	SCHMID Maddiso	FP	R	1994	3		1	3	45
8	COBURN Madeline	FP	R	1992	1		1		43
9	BROWNE Eliesha	FP	R	1992			1		24
10	BENSON Emily	FP	R	1993	2				37
11	MASEK Ainsley	FP	R	1994					19
12	KING Olivia	FP	R	1992	3			3	44
13	REID Serena	GK	R	1992					8
Head Coach		OSADCHUK Aleksandr							
Official		RIPPON Melissa							

AUS Played	
FRA	11 - 9
HUN	6 - 10

USA - United States (Blue)

Cap No.	Name	Pos	L/R	Year of Birth	Tournament Statistics				
					FG	PG	Assists	Pers. Fouls	Min.
1	MENZ Kathleen	GK	R	1994					56
2	HALE Melissa	FP	R	1993	2			1	47
3	SMILEY Sierra	FP	R	1994					34
4	BAKER Christin	FP	R	1993	1			4	40
5	SCHROEDER Tiera	FP	R	1993	1	1		3	46
6	YOUNG Ashley (C)	FP	R	1992	1			3	47
7	MUTAFYAN Stephanie	FP	R	1995	2			1	57
8	LOUGHLIN Emily	FP	R	1995					21
9	SMITH Meagan	FP	R	1993				1	26
10	GAMES Brigitta	FP	R	1995	1		1	1	25
11	VOWELL Brooke	FP	L	1994	1				12
12	WILLIAMS Victoria	FP	R	1993				3	30
13	ROLAND Kelsey	GK	R	1995					8
Head Coach		CORSO Richard							
Official		FLESHER Matthew							
Official		CASLIN Ann							

USA Played	
HUN	5 - 12
FRA	5 - 7

LEGEND									
(C)	Captain	CB	Centre Back	CF	Centre Forward	D	Driver	FG	Field Goals
GK	Goalkeeper	L	Left	L/R	Left/Right	L/R	Handedness	Min.	Minutes Played
Pers.	Personal	PG	Penalty Goals	Pos	Playing position	R	Right	TO	Time Out
TWPC	Technical Water Polo Committee								



Match 11

Results

Результаты

AUS 6 - 6 USA

(1:1, 1:0, 2:2, 2:3)

Referees: MEBUKE Vakhtang (GEO)  
RICCITELLI Stefano (ITA)

TWPC Delegates: CLEMENCON Jean-Paul

AUS - Australia (White)

Cap No.	Name	Estimated Time Played	Goals/Shots							AS	TF	ST	BL	SP	Personal Fouls						
			Total	%	A	C	X	5m	PS						CA	20C	20F	2EX	P	EX	
1	RISBY Victoria																				
*2	COLENSO Bronte	21:25	1/5	20.0%		0/1	1/3	0/1										2			
*3	ARMIT Elle	22:46	1/2	50.0%		1/1		0/1										1	1		
*4	MARTIN Jessica	17:08	1/2	50.0%		1/2												1			
5	CASEY Pascale	8:14												1/1							
6	SYMONS Belinda	12:41	1/2	50.0%	0/1	1/1												4			
*7	SCHMID Maddiso	30:07	0/6	0.0%		0/1	0/2	0/3												4	3/3
*8	COBURN Madeline	16:32	0/2	0.0%			0/1	0/1										1	1		
9	BROWNE Eliesha	13:09	0/1	0.0%	0/1													1			
10	BENSON Emily	19:39	1/1	100.0%				1/1										2	1		
11	MASEK Ainsley	8:01	0/1	0.0%	0/1																
*12	KING Olivia	22:18	1/2	50.0%				1/2												1	
*13	REID Serena	32:00	0/1	0.0%				0/1													
Totals			6/25	24.0%	0/3	3/6	1/6	2/10										2	15	5	2
Cap No.	Goalkeepers		Save/Shots																		
			Total	%	A	C	X	5m	PS	CA											
1	RISBY Victoria																				
*13	REID Serena		11/17	64.7%	1/3		1/4	8/9		1/1											
Totals			11/17	64.7%	1/3		1/4	8/9		1/1											
													Time Outs		2						
													Exclusions with Substitution		1						
													Exclusions w/Subst after 4 min.		0						

USA - United States (Blue)

Cap No.	Name	Estimated Time Played	Goals/Shots							AS	TF	ST	BL	SP	Personal Fouls						
			Total	%	A	C	X	5m	PS						CA	20C	20F	2EX	P	EX	
*1	MENZ Kathleen	16:00																			
*2	HALE Melissa	22:33	0/2	0.0%			0/2													2	
*3	SMILEY Sierra	23:24	1/1	100.0%			1/1													2	
4	BAKER Christin	17:48	0/1	0.0%	0/1													2	1	1	2
*5	SCHROEDER Tiera	22:46	0/4	0.0%	0/1			0/3										1			0/1
*6	YOUNG Ashley	32:00	3/12	25.0%	2/4			1/8										2	3		0/2
*7	MUTAFYAN Stephanie	24:00	0/4	0.0%			0/1	0/2										1	1		
8	LOUGHLIN Emily	6:49																			
9	SMITH Meagan	5:38																			
10	GAMES Brigitta	7:07																			
11	VOWELL Brooke	2:59																			
*12	WILLIAMS Victoria	26:56	2/4	50.0%	0/1		2/2	0/1										1		2	0/1
13	ROLAND Kelsey	16:00																			
Totals			6/28	21.4%	2/7		3/4	1/16		0/1								3	9	10	2
Cap No.	Goalkeepers		Save/Shots																		
			Total	%	A	C	X	5m	PS	CA											
*1	MENZ Kathleen		6/8	75.0%		2/3	2/2	2/3													
13	ROLAND Kelsey		3/7	42.9%	2/2	0/2	0/1	1/2													
Totals			9/15	60.0%	2/2	2/5	2/3	3/5													
													Time Outs		2						
													Exclusions with Substitution		0						
													Exclusions w/Subst after 4 min.		0						



Match 11

Results

Результаты

**AUS 6 - 6 USA**

(1:1, 1:0, 2:2, 2:3)

Referees: MEBUKE Vakhtang (GEO)  
RICCITELLI Stefano (ITA)

TWPC Delegates: CLEMENCON Jean-Paul

Period	AUS - Australia											USA - United States																	
	Possessions		EX	Goals (G) / Misses (M)								CT	Possessions		EX	Goals (G) / Misses (M)								CT					
	#	Time		G	M	G	M	G	M	G	M		G	M		G	M	G	M	G	M								
Quarter 1	10	3:37		0	1	1	1						2				9	4:23		0	1	1	1		1		3		
Quarter 2	13	3:38		0	3		1			1	1	2		2			10	4:22					1	2		4		1	
Quarter 3	9	3:39		1	1	1	2					1				9	4:21		2			2	2					1	
Quarter 4	8	3:07	1			1	2				1	2				9	4:53		1		1	2	1			3		1	
Total	40	14:01	1	1	5	3	6		1	2	7		2			37	17:59		3	1	2	6	1	5		10		3	

Match AUS - USA													
Possessions		EX	2EX	Goals (G) / Misses (M)								CT	
#	Time			X	AA	FT	5mF	PS	G	M	G		M
77	32:00	1		4	6	5	12	1	6	2	17		5

LEGEND											
#	Number of possessions	%	Efficiency	*	Starting line-up	20C	20 seconds exclusion in the centre forward position				
20F	20 seconds exclusion in the field			2EX	Double Exclusion	5m	5 metre shot	5mF	5m shot in the field		
A	Action shot	AA	All action shots (A, C and CA)			AS	Assists	C	Centre shot		
CA	Counter Attack	CT	Corner Throws	BL	Blocked shots						
EX	Exclusion (S - with substitution, N - with substitution after 4 min.)					FT	Free throw	G	Goals		
M	Misses	P	Penalty	PS	Penalty shot	SP	Sprint (Won/Sprints)	ST	Steals		
TF	Turnover Fouls	TWPC	Technical Water Polo Committee			X	Extra player shot				



# Result Book

27th Summer Universiade in Kazan 2013



## Water Polo

Women's Quarterfinals







Match 14

Start List

Стартовый список

CAN - FRA

Referees: STAVROPOULOS Nikolaos (GRE) Goal Judges: MAKAROV Denis  
CARNEY Andrew (AUS) KHABIBULLIN Artur

Timekeepers: SHEPELEV Nikolay  
YAKIMOV Vladimir  
SHAYDAKOV Andrey

FISU Delegate: FARID El Allam TO Judges: DENISOV Dmitry  
DENISOVA Tatiana

Secretaries: MAVRINA Tamara  
KOVYAZIN Rais

CAN - Canada (White)

Cap No.	Name	Pos	L/R	Year of Birth	Tournament Statistics				
					FG	PG	Assists	Pers. Fouls	Min.
1	GAUDREULT Jessica Francine	GK	R	1994			1		64
2	McKEE Kelly Blair	FP	R	1992	4	1	4	3	73
3	LEKNESS Francis Rae	FP	R	1994	1			3	50
4	STEENKAMER Rebekka Katherine	FP	R	1993	2			4	37
5	KOTYLAK Danika Christine	FP	R	1995	2			1	33
6	MOLDE Taylor Marie	FP	R	1995	1		1	3	50
7	TAYLOR Shelby Michelle	FP	R	1993	1			3	39
8	ROBINSON Cara Dawn	FP	R	1994				2	69
9	SOHI Gurpreet Kaur	FP	R	1994	3		2	1	44
10	TIELMANN Alexa Danielle	FP	R	1994	3			3	43
11	LEMAY-LAVOIE Elyse	FP	R	1994	1		3	4	60
12	FOURNIER Shae Chantal (C)	FP	R	1992	9		2	1	77
13	WRIGHT Claire Dawn	GK	R	1994					32
<b>Head Coach</b>		ROBINSON Andrew							
<b>Official</b>		MITCHELL Justin Michel							
<b>Official</b>		HART David Andrew							

CAN Played	
ITA	11 - 10
RUS	4 - 24
JPN	13 - 7

FRA - France (Blue)

Cap No.	Name	Pos	L/R	Year of Birth	Tournament Statistics				
					FG	PG	Assists	Pers. Fouls	Min.
1	COUNIL Lou (C)	GK	R	1985					96
2	MILLOT Estelle	FP	R	1993	1		1	2	72
3	BACHELIER Lea	FP	R	1993	1			2	43
4	VALVERDE Clementine	FP	R	1992	1			4	60
5	GUILLET Louise	FP	R	1986	9			2	87
6	CESCA Lucie	FP	R	1994					5
7	CLOMES Charlaïne	FP	R	1993	8			4	63
8	TARDY Marion	FP	L	1993	2		1		73
9	MAHIEU Geraldine	FP	R	1993				1	42
10	SACRE Aurore	FP	R	1993	1				21
11	CLERC Clemence	FP	R	1991	1			1	63
12	DAULE Audrey	FP	R	1993			1	3	47
13	DERENTY Lorene	GK	R	1994					
<b>Head Coach</b>		SAKELIS Filippas (GRE)							
<b>Official</b>		DAUSSIN Frederic							
<b>Official</b>		JACQUEMIN Franck							

FRA Played	
AUS	9 - 11
USA	7 - 5
HUN	8 - 8

LEGEND									
(C)	Captain	CB	Centre Back	CF	Centre Forward	D	Driver	FG	Field Goals
GK	Goalkeeper	L	Left	L/R	Left Handedness	R	Right	Min.	Minutes Played
Pers.	Personal	PG	Penalty Goals	Pos	Playing position	TO	Time Out		
TWPC	Technical Water Polo Committee								



Match 14

Results  
Результаты

CAN 9 - 8 FRA  
(3:1, 3:3, 2:1, 1:3)

Referees: STAVROPOULOS Nikolaos (GRE)  
CARNEY Andrew (AUS)

FISU Delegate: FARID El Allam

CAN - Canada (White)

Cap No.	Name	Estimated Time Played	Goals/Shots							AS	TF	ST	BL	SP	Personal Fouls					
			Total	%	A	C	X	5m	PS						CA	20C	20F	2EX	P	EX
*1	GAUDREAU Jessica Francine	32:00										2								
*2	McKEE Kelly Blair	31:09	1/4	25.0%		1/1		0/3					3					1	1	
3	LEKNESS Francis Rae	12:22	3/4	75.0%		3/4						2								
*4	STEENKAMER Rebekka Katherine	9:57	1/2	50.0%		1/2						3							1	
*5	KOTYLAK Danika Christine	5:03	0/1	0.0%				0/1												
6	MOLDE Taylor Marie	11:05	0/1	0.0%				0/1												
7	TAYLOR Shelby Michelle	11:37	0/2	0.0%	0/1			0/1												
*8	ROBINSON Cara Dawn	24:23	0/1	0.0%				0/1						3/3				1	1	
9	SOHI Gurpreet Kaur	25:25	0/4	0.0%	0/2		0/1	0/1						0/1					2	
10	TIELMANN Alexa Danielle	9:31	1/2	50.0%		1/2						1								
*11	LEMAY-LAVOIE Elyse	19:28											1		1					
*12	FOURNIER Shae Chantal	32:00	3/7	42.9%	1/3			1/3											1	
13	WRIGHT Claire Dawn																			
Totals			9/28	32.1%	1/6	6/9	0/1	1/11		1/1		4	11	6	5	3/4		2	6	

Cap No.	Goalkeepers	Save/Shots							Time Outs		
		Total	%	A	C	X	5m	PS	CA		
*1	GAUDREAU Jessica Francine	4/12	33.3%		0/1	0/4	4/7				0
13	WRIGHT Claire Dawn										0
Totals		4/12	33.3%		0/1	0/4	4/7				0

FRA - France (Blue)

Cap No.	Name	Estimated Time Played	Goals/Shots							AS	TF	ST	BL	SP	Personal Fouls					
			Total	%	A	C	X	5m	PS						CA	20C	20F	2EX	P	EX
*1	COUNIL Lou	32:00																		
*2	MILLOT Estelle	27:04	1/7	14.3%	0/1		1/1	0/5				1								
*3	BACHELIER Lea	22:39	0/3	0.0%				0/3				2	1							
*4	VALVERDE Clementine	5:50											1	0/2						
*5	GUILLET Louise	30:49	2/8	25.0%	0/1	1/2	1/1	0/4				2	4							
6	CESCA Lucie																			
7	CLOMES Charlaïne	21:42	1/5	20.0%			1/3	0/2												
*8	TARDY Marion	27:37	2/4	50.0%				2/4				2	1		1					
9	MAHIEU Geraldine	6:42																		
10	SACRE Aurore	18:15											1					1		
*11	CLERC Clemence	24:51	1/1	100.0%			1/1					2	1	1						
12	DAULE Audrey	6:31	1/1	100.0%				1/1						1/2				1		
13	DERENTY Lorene																			
Totals			8/29	27.6%	0/2	1/2	4/6	3/19			4	11	5	2	1/4		1	1		

Cap No.	Goalkeepers	Save/Shots							Time Outs		
		Total	%	A	C	X	5m	PS	CA		
*1	COUNIL Lou	8/17	47.1%	2/3	2/8	1/1	3/4		0/1		2
13	DERENTY Lorene										0
Totals		8/17	47.1%	2/3	2/8	1/1	3/4		0/1		0



Match 14

## Results

Результаты

### CAN 9 - 8 FRA

(3:1, 3:3, 2:1, 1:3)


Referees: STAVROPOULOS Nikolaos (GRE)  
CARNEY Andrew (AUS)

FISU Delegate: FARID El Allam

Period	CAN - Canada											FRA - France														
	Possessions		EX	Goals (G) / Misses (M)								CT	Possessions		EX	Goals (G) / Misses (M)								CT		
	#	Time		X	AA	FT	5mF	PS	#	Time	X		AA	FT		5mF	PS									
Quarter 1	11	3:36				3	2				3			10	4:24		1				1		3			
Quarter 2	9	3:30				3	1				4			11	4:30		1	1	1			1	1	4		
Quarter 3	10	3:46			0	1	1	4			1	1		9	4:14		1			2			2			
Quarter 4	9	3:51					1	1				2		10	4:09		1	1		1		1	2	4		
<b>Total</b>	<b>39</b>	<b>14:43</b>			0	1	8	8			1	10		<b>40</b>	<b>17:17</b>		<b>4</b>	<b>2</b>	<b>1</b>	<b>3</b>		<b>3</b>	<b>3</b>	<b>13</b>		

Match CAN - FRA														
Possessions		EX	2EX	Goals (G) / Misses (M)								CT		
#	Time			X	AA	FT	5mF	PS	#	Time	X		AA	FT
79	32:00			4	3	9	11		3	4	23			

LEGEND														
#	Number of possessions	%	Efficiency	*	Starting line-up	20C	20 seconds exclusion in the centre forward position							
20F	20 seconds exclusion in the field			2EX	Double Exclusion	5m	5 metre shot	5mF	5m shot in the field					
A	Action shot	AA	All action shots (A, C and CA)	AS	Assists	C	Centre shot							
CA	Counter Attack	CT	Corner Throws	BL	Blocked shots	FT	Free throw	G	Goals					
EX	Exclusion (S - with substitution, N - with substitution after 4 min.)	P	Penalty	PS	Penalty shot	SP	Sprint (Won/Sprints)	ST	Steals					
M	Misses	TWPC	Technical Water Polo Committee	X	Extra player shot									
TF	Turnover Fouls													

Timing and Results provided by  TISSOT



Match 15

Start List

Стартовый список

Referees: DESLIERES Marie-Claude (CAN)  
VASENIN Eduard (RUS)

Goal Judges: MAKAROV Denis  
KHABIBULLIN Artur

Timekeepers: SHEPELEV Nikolay  
YAKIMOV Vladimir  
SHAYDAKOV Andrey

FISU Delegate: VASILEIOU Nikolaos

TO Judges: DENISOV Dmitry  
DENISOVA Tatiana

Secretaries: MAVRINA Tamara  
KOVYAZIN Rais

ITA - Italy (White)

Cap No.	Name	Pos	L/R	Year of Birth	Tournament Statistics				
					FG	PG	Assists	Pers. Fouls	Min.
1	GORLERO Giulia	GK	R	1990					75
2	BARTOLINI Giulia	FP	R	1990	3		3	2	70
3	VERDUCCI Martina	FP	R	1993	1			3	35
4	GIACHI Gloria	FP	R	1991	1		2	3	39
5	SAVIOLI Martina	FP	R	1990	5	1		1	77
6	MILLO Alessia	FP	R	1993	1		2	4	53
7	SAVIOLI Ilaria	FP	R	1990	1		1	2	51
8	MOTTA Silvia (C)	FP	R	1988	8		3	2	71
9	VERDE Medea	FP	R	1991	6			1	53
10	BENCARDINO Martina	FP	R	1987	2			2	33
11	DROCCO Laura	FP	R	1987				1	40
12	BARZON Laura	FP	R	1992	6		1	1	53
13	TEANI Laura	GK	R	1991					21
<b>Head Coach</b>		CAPANNA Marco							
<b>Official</b>		CASTELLI Arnaldo							
<b>Official</b>		GRASSI Giacomo							

ITA Played	
CAN	10 - 11
JPN	14 - 6
RUS	11 - 19

AUS - Australia (Blue)

Cap No.	Name	Pos	L/R	Year of Birth	Tournament Statistics				
					FG	PG	Assists	Pers. Fouls	Min.
1	RISBY Victoria	GK	R	1989					56
2	COLENZO Bronte	FP	R	1993	2			4	61
3	ARMIT Elle	FP	R	1991	5		1	7	66
4	MARTIN Jessica (C)	FP	R	1990	2		1	3	51
5	CASEY Pascale	FP	R	1995				1	38
6	SYMONS Belinda	FP	R	1994	3			2	39
7	SCHMID Maddiso	FP	R	1994	3		1	3	75
8	COBURN Madeline	FP	R	1992	1		1	1	59
9	BROWNE Eliesha	FP	R	1992			1		37
10	BENSON Emily	FP	R	1993	3			3	57
11	MASEK Ainsley	FP	R	1994					27
12	KING Olivia	FP	R	1992	4			4	66
13	REID Serena	GK	R	1992					40
<b>Head Coach</b>		OSADCHUK Aleksandr							
<b>Official</b>		RIPPON Melissa							

AUS Played	
FRA	11 - 9
HUN	6 - 10
USA	6 - 6

LEGEND									
(C)	Captain	CB	Centre Back	CF	Centre Forward	D	Driver	FG	Field Goals
GK	Goalkeeper	L/R	Handedness	Min.	Minutes Played	R	Right	TO	Time Out
Pers.	Personal	PG	Penalty Goals	Pos	Playing position				
TWPC	Technical Water Polo Committee								



Match 15

Results  
Результаты

ITA 13 - 7 AUS  
(2:0, 4:2, 4:3, 3:2)

Referees: DESLIERES Marie-Claude (CAN)  
VASENIN Eduard (RUS)

FISU Delegate: VASILEIOU Nikolaos

ITA - Italy (White)

Cap No.	Name	Estimated Time Played	Goals/Shots								AS	TF	ST	BL	SP	Personal Fouls					
			Total	%	A	C	X	5m	PS	CA						20C	20F	2EX	P	EX	
*1	GORLERO Giulia	31:01									1										
*2	BARTOLINI Giulia	22:30	3/5	60.0%	0/1				2/3	1/1	2	1						2			
3	VERDUCCI Martina	14:44	0/2	0.0%		0/1			0/1		1		1	2	0/1						
4	GIACHI Gloria	13:00	1/3	33.3%				1/1	0/2					1			1	1			
*5	SAVIOLI Martina	22:36	1/2	50.0%						1/2	2	1	2					1	1		
6	MILLO Alessia	16:32	1/2	50.0%					0/1	1/1	2										
7	SAVIOLI Ilaria	12:32	0/1	0.0%				0/1													
*8	MOTTA Silvia	26:06	1/2	50.0%	0/1				1/1			1	1								
*9	VERDE Medea	21:13	2/2	100.0%	1/1			1/1			2						1	1			
10	BENCARDINO Martina	8:49																1			
*11	DROCCO Laura	15:27	1/2	50.0%	1/2									0/3			1				
*12	BARZON Laura	18:31	3/5	60.0%	1/1	0/1	0/1	1/1		1/1		4	1						1		
13	TEANI Laura	0:59																			
Totals			13/26	50.0%	3/6	0/2	2/4	4/9		4/5	8	11	5	3	0/4		4	5	1		
Cap No.	Goalkeepers	Estimated Time Played	Save/Shots								AS	TF	ST	BL	SP	20C	20F	2EX	P	EX	
			Total	%	A	C	X	5m	PS	CA											
*1	GORLERO Giulia		13/19	68.4%	3/4	1/1	3/5	5/6	0/1	1/2											
13	TEANI Laura		1/2	50.0%			0/1	1/1													
Totals			14/21	66.7%	3/4	1/1	3/6	6/7	0/1	1/2											
																			Time Outs	2	
																			Exclusions with Substitution	0	
																			Exclusions w/Subst after 4 min.	0	

AUS - Australia (Blue)

Cap No.	Name	Estimated Time Played	Goals/Shots								AS	TF	ST	BL	SP	Personal Fouls					
			Total	%	A	C	X	5m	PS	CA						20C	20F	2EX	P	EX	
*1	RISBY Victoria	24:00																			
*2	COLENSO Bronte	17:26	3/7	42.9%	1/2	0/1	1/2	0/1	1/1			1									
*3	ARMIT Elle	17:08	0/4	0.0%	0/1		0/1		0/1	0/1	2	3	1								
*4	MARTIN Jessica	15:21	0/1	0.0%				0/1									1	1			
5	CASEY Pascalle	14:58	0/2	0.0%	0/2							1		1/1							
6	SYMONS Belinda	17:38									3						1				
*7	SCHMID Maddiso	26:44	1/5	20.0%	0/1		0/1	1/3			2			3/3		2	1		S		
*8	COBURN Madeline	13:11	0/2	0.0%				0/2					1								
9	BROWNE Eliesha	18:57	1/1	100.0%						1/1	1	1	1								
10	BENSON Emily	15:39	1/4	25.0%	0/1		1/1	0/2								1					
11	MASEK Ainsley	12:08																			
*12	KING Olivia	22:50	1/6	16.7%		0/1	1/2	0/3				1	2			2					
13	REID Serena	8:00																			
Totals			7/32	21.9%	1/7	0/2	3/7	1/12	1/2	1/2	3	13	5		4/4		6	3		1	
Cap No.	Goalkeepers	Estimated Time Played	Save/Shots								AS	TF	ST	BL	SP	20C	20F	2EX	P	EX	
			Total	%	A	C	X	5m	PS	CA											
*1	RISBY Victoria		6/15	40.0%	1/3	1/1	1/2	2/6		1/3											
13	REID Serena		0/4	0.0%	0/1		0/1			0/2											
Totals			6/19	31.6%	1/4	1/1	1/3	2/6		1/5											
																			Time Outs	1	
																			Exclusions with Substitution	1	
																			Exclusions w/Subst after 4 min.	0	



Match 15

Results  
Результаты

ITA 13 - 7 AUS  
(2:0, 4:2, 4:3, 3:2)

Referees: DESLIERES Marie-Claude (CAN)  
VASENIN Eduard (RUS)

FISU Delegate: VASILEIOU Nikolaos

Period	ITA - Italy												AUS - Australia														
	Possessions		EX	Goals (G) / Misses (M)								CT	Possessions		EX	Goals (G) / Misses (M)								CT			
	#	Time		X		AA		FT		5mF			PS			#	Time	X		AA		FT			5mF		PS
Quarter 1	8	3:54			1	2				1	2				12	4:06	0	1		2				3	1	2	
Quarter 2	10	3:59			2	1				2	1			1	10	4:01	1	2	1	2		1		2			
Quarter 3	9	3:48		1	1	3					1			11	4:12	1		1	3				3	1		1	
Quarter 4	10	4:11		1	1	1	3			1	1			1	12	3:49	1	1	1	2			1	2		2	
<b>Total</b>	<b>37</b>	<b>15:52</b>		<b>2</b>	<b>2</b>	<b>7</b>	<b>6</b>			<b>4</b>	<b>5</b>		<b>2</b>	<b>45</b>	<b>16:08</b>	<b>1</b>	<b>3</b>	<b>4</b>	<b>2</b>	<b>9</b>		<b>1</b>	<b>1</b>	<b>10</b>	<b>1</b>	<b>1</b>	<b>5</b>

Match ITA - AUS																
Possessions		EX	2EX	Goals (G) / Misses (M)								CT				
#	Time			X		AA		FT		5mF			PS			
82	32:00	1		5	6	9	15		1	5	15	1	1	7		

LEGEND								
#	Number of possessions	%	Efficiency	*	Starting line-up	20C	20 seconds exclusion in the centre forward position	
20F	20 seconds exclusion in the field			2EX	Double Exclusion	5m	5 metre shot	
A	Action shot	AA	All action shots (A, C and CA)			AS	Assists	
CA	Counter Attack	CT	Corner Throws	BL	Blocked shots		C	Centre shot
EX	Exclusion (S - with substitution, N - with substitution after 4 min.)					FT	Free throw	
M	Misses	P	Penalty	PS	Penalty shot	SP	Sprint (Won/Sprints)	
TF	Turnover Fouls	TWPC	Technical Water Polo Committee			X	Extra player shot	

Timing and Results provided by TISSOT



Match 16

Start List

Стартовый список

JPN - HUN

Referees: RODRIGUES Edmundo (BRA)  
BIANCO Luca (ITA)

Goal Judges: DMITRIEVA Anastasiia  
KASHTANOVA Natalya

Timekeepers: SAVCHENKO Nataliya  
MAZHIRINA Olga  
DREVAL Svetlana

FISU Delegate: CLEMENCON Jean-Paul

TO Judges: MORUSHENKO Maiia  
KOMAROVA Ekaterina

Secretaries: GALIMZYANOVA Olga  
HOHRYAKOVA Anna

JPN - Japan (White)

Cap No.	Name	Pos	L/R	Year of Birth	Tournament Statistics				
					FG	PG	Assists	Pers. Fouls	Min.
1	MIURA Rikako (C)	GK	R	1989					96
2	HASHIMOTO Minori	FP	R	1993					7
3	OGAWA Saki	FP	R	1989	1		1	1	87
4	TAKAHASHI Ayaka	FP	R	1992	1			3	28
5	NAKATA Moe	FP	R	1991	1			1	71
6	KANNO Yumi	FP	R	1989				2	44
7	KOJO Yumi	FP	R	1992	1	1		4	68
8	KAKIICHI Erina	FP	R	1991	6		1	2	84
9	TANAKA Ayaho	FP	R	1991					23
10	MORI Tsubasa	FP	L	1991	3	1		1	54
11	SUGIYAMA Midori	FP	R	1992	3		2	5	67
12	HASHIGUCHI Mitsuki	FP	R	1994					43
13	AOKI Miyuu	GK	R	1993					
<b>Head Coach</b>		FUJIWARA Hidenori							
<b>Official</b>		ENOMOTO Itaru							
<b>Official</b>		OI Keiji							

JPN Played	
RUS	5 - 24
ITA	6 - 14
CAN	7 - 13

HUN - Hungary (Blue)

Cap No.	Name	Pos	L/R	Year of Birth	Tournament Statistics				
					FG	PG	Assists	Pers. Fouls	Min.
1	GANGL Edina	GK		1990					96
2	ARKOSY Lilla	FP		1990	1			1	9
3	CSABAI Dora	FP		1989	4		1	2	80
4	KISTELEKI Hanna Anna	FP		1991	4	1	1	4	76
5	GEMES Alexa Anett	FP		1994	1	4	2	2	88
6	DALMADY Petra	FP		1989	2			7	39
7	DALMADY Szandra Kata	FP		1987	1		4	6	55
8	POCSI Bianka (C)	FP		1990	1		1	1	33
9	HEVESI Anita	FP		1989	3			4	83
10	KOCSIS Laura	FP		1992					39
11	SOMHEGYI Noemi	FP		1991	8			3	68
12	ZAJACZ Hanna	FP		1993				1	6
13	GUNDL Diana Agnes	GK		1991					
<b>Head Coach</b>		KELEMEN Attila Janos							
<b>Official</b>		ROTLER Antal							
<b>Official</b>		KOCSIS Koppany Peter							

HUN Played	
USA	12 - 5
AUS	10 - 6
FRA	8 - 8

LEGEND									
(C)	Captain	CB	Centre Back	CF	Centre Forward	D	Driver	FG	Field Goals
GK	Goalkeeper	L	Left	L/R	Left/Right	L/R	Handedness	Min.	Minutes Played
Pers.	Personal	PG	Penalty Goals	Pos	Playing position	R	Right	TO	Time Out
TWPC	Technical Water Polo Committee								



Match 16

Results  
Результаты

JPN 5 - 16 HUN  
(1:4, 1:7, 1:3, 2:2)

Referees: RODRIGUES Edmundo (BRA)  
BIANCO Luca (ITA)

FISU Delegate: CLEMENCON Jean-Paul

JPN - Japan (White)

Cap No.	Name	Estimated Time Played	Goals/Shots								AS	TF	ST	BL	SP	Personal Fouls						
			Total	%	A	C	X	5m	PS	CA						20C	20F	2EX	P	EX		
*1	MIURA Rikako	32:00											4									
2	HASHIMOTO Minori	2:40										1										
*3	OGAWA Saki	32:00	1/2	50.0%	1/1			0/1				2	2	4		3/3						
4	TAKAHASHI Ayaka	3:29															2					
*5	NAKATA Moe	26:29	2/3	66.7%	2/2				0/1				3	1		0/1					1	
6	KANNO Yumi	15:40	0/3	0.0%	0/1	0/2							5	1								
*7	KOJO Yumi	23:23	0/2	0.0%		0/1	0/1						5	1						1		
*8	KAKIICHI Erina	29:19	0/4	0.0%	0/2			0/1	0/1				2	1								
9	TANAKA Ayaho	12:14	1/5	20.0%	0/1			1/3	0/1				1	1								
10	MORI Tsubasa	14:38	0/2	0.0%	0/1			0/1												2		
*11	SUGIYAMA Midori	22:23	1/6	16.7%	1/1	0/1				0/4				1	2				1	1		
*12	HASHIGUCHI Mitsuki	9:45											1									
13	AOKI Miyuu																					
Totals			5/27	18.5%	4/9	0/4	1/7	0/7					3	22	15		3/4	1	6		1	
Cap No.	Goalkeepers	Save/Shots											Time Outs									
Total	%	A	C	X	5m	PS	CA															
*1	MIURA Rikako	5/21	23.8%	2/7	2/6	1/3	0/2	0/1	0/2			0										
13	AOKI Miyuu												0									
Totals			5/21	23.8%	2/7	2/6	1/3	0/2	0/1	0/2			0									

HUN - Hungary (Blue)

Cap No.	Name	Estimated Time Played	Goals/Shots								AS	TF	ST	BL	SP	Personal Fouls						
			Total	%	A	C	X	5m	PS	CA						20C	20F	2EX	P	EX		
*1	GANGL Edina	16:00											2									
2	ARKOSY Lilla	13:21	1/3	33.3%	0/1				1/2													
*3	CSABAI Dora	22:12	1/5	20.0%	1/4	0/1							2	2	2					2		
*4	KISTELEKI Hanna Anna	20:23	3/3	100.0%	1/1							2/2	1	3	1		0/2				2	
*5	GEMES Alexa Anett	23:12	1/2	50.0%	0/1						1/1		1	2								
6	DALMADY Petra	14:32	0/1	0.0%				0/1					1							2		
*7	DALMADY Szandra Kata	22:15	2/3	66.7%				1/1	1/2				2	4	1						2	
8	POCSI Bianka	13:26	0/1	0.0%			0/1						1	4	1							
*9	HEVESI Anita	16:56	1/1	100.0%	1/1									3	4						1	
10	KOCSIS Laura	15:40	2/3	66.7%	2/3								1		1							
*11	SOMHEGYI Noemi	18:34	5/5	100.0%		4/4	1/1							4	2		1/2					
12	ZAJACZ Hanna	11:29														1	1					
13	GUNDL Diana Agnes	16:00											1									
Totals			16/27	59.3%	5/11	4/6	2/3	2/4	1/1	2/2				9	21	17	1	1/4	2	7		
Cap No.	Goalkeepers	Save/Shots											Time Outs									
Total	%	A	C	X	5m	PS	CA															
*1	GANGL Edina	4/6	66.7%	0/1	1/1	1/2	2/2			2												
13	GUNDL Diana Agnes	5/8	62.5%	1/4	1/1	2/2	1/1			0												
Totals			9/14	64.3%	1/5	2/2	3/4	3/3			0											





Match 16

Results  
Результаты

JPN 5 - 16 HUN  
(1:4, 1:7, 1:3, 2:2)


Referees: RODRIGUES Edmundo (BRA)  
BIANCO Luca (ITA)

FISU Delegate: CLEMENCON Jean-Paul

Period	JPN - Japan											HUN - Hungary																
	Possessions		EX	Goals (G) / Misses (M)								CT	Possessions		EX	Goals (G) / Misses (M)								CT				
	#	Time		G	M	G	M	G	M	G	M		G	M		G	M	G	M	G	M							
Quarter 1	11	4:28		1	2		2							10	3:32		1		3	1					1			
Quarter 2	14	4:43		0	1	1	2			1			2		14	3:17		1		4	1				1		1	
Quarter 3	12	4:22		0	2	1	2						1		11	3:38				3	4							
Quarter 4	12	4:26		0	1	2	3						1		13	3:34		0	1	1	2		1	1				
Total	49	17:59		1	6	4	9			1			6		48	14:01		2	1	11	8		1	2	1	1		

Match JPN - HUN														
Possessions		EX	2EX	Goals (G) / Misses (M)								CT		
#	Time			X	AA	FT	5mF	PS	G	M	G		M	
97	32:00			3	7	15	17		2	2	7	1		1

LEGEND										
#	Number of possessions	%	Efficiency	*	Starting line-up	20C	20 seconds exclusion in the centre forward position			
20F	20 seconds exclusion in the field			2EX	Double Exclusion	5m	5 metre shot	5mF	5m shot in the field	
A	Action shot	AA	All action shots (A, C and CA)			AS	Assists	C	Centre shot	
CA	Counter Attack	CT	Corner Throws	BL	Blocked shots			G	Goals	
EX	Exclusion (S - with substitution, N - with substitution after 4 min.)	P	Penalty	PS	Penalty shot	FT	Free throw	ST	Steals	
M	Misses					SP	Sprint (Won/Sprints)			
TF	Turnover Fouls	TWPC	Technical Water Polo Committee			X	Extra player shot			

Timing and Results provided by  TISSOT



Match 13

Start List

Стартовый список

RUS - USA

Referees: DHOSSCHE Alain (BEL)  
MURRAY Martin (CAN)

Goal Judges: BOROS DJEVI Gabor  
SHIMIZU Keisuke

Timekeepers: TAHARA Tadao  
KOMAROVA Ekaterina  
VARIVODSKIY Arkadiy

FISU Delegate: VASILEIOU Nikolaos

TO Judges: GALIMZYANOVA Olga  
HOHRYAKOVA Anna

Secretaries: MORUSHENKO Maiia  
DMITRIEVA Anastasiia

RUS - Russian Fed. (White)

Cap No.	Name	Pos	L/R	Year of Birth	Tournament Statistics				
					FG	PG	Assists	Pers. Fouls	Min.
1	USTUKHINA Anna	GK	R	1989			1		32
2	ANTONOVA Diana	FP	R	1993	8		4	2	53
3	PROKOFYEVA Ekaterina	FP	R	1991	7		4	1	46
4	KARIMOVA Elvina	FP	R	1994	9		5	1	81
5	ANTONOVA Alexandra	FP	L	1991	5	1	6	6	74
6	PERFILIEVA Nataliya	FP	R	1995	2			1	42
7	LISUNOVA Ekaterina	FP	R	1989	8	1	4		39
8	GRINEVA Anna	FP	R	1988	2		2	3	24
9	ZELENTSOVA Ekaterina	FP	R	1991	1		2	2	40
10	BELIAEVA Olga	FP	R	1985	16		6	1	72
11	IVANOVA Evgeniya (C)	FP	R	1987	5		9	5	64
12	KRIMER Ksenia	FP	R	1992	2		1	7	41
13	KARNAUKH Anna	GK	R	1993			2		64
<b>Head Coach</b>		NAKORAYKOV Mikhail							
<b>Official</b>		OGORODNIKOV Alexandr							
<b>Official</b>		KOSTIKOV Konstantin							

RUS Played	
JPN	24 - 5
CAN	24 - 4
ITA	19 - 11

USA - United States (Blue)

Cap No.	Name	Pos	L/R	Year of Birth	Tournament Statistics				
					FG	PG	Assists	Pers. Fouls	Min.
1	MENZ Kathleen	GK	R	1994					72
2	HALE Melissa	FP	R	1993	2			2	69
3	SMILEY Sierra	FP	R	1994	1				58
4	BAKER Christin	FP	R	1993	1		2	4	58
5	SCHROEDER Tiera	FP	R	1993	1	1		5	68
6	YOUNG Ashley (C)	FP	R	1992	4			3	79
7	MUTAFYAN Stephanie	FP	R	1995	2			1	81
8	LOUGHLIN Emily	FP	R	1995					28
9	SMITH Meagan	FP	R	1993				1	31
10	GAMES Brigitta	FP	R	1995	1		1	1	32
11	VOWELL Brooke	FP	L	1994	1			2	15
12	WILLIAMS Victoria	FP	R	1993	2		1	4	57
13	ROLAND Kelsey	GK	R	1995					24
<b>Head Coach</b>		CORSO Richard							
<b>Official</b>		FLESHER Matthew							
<b>Official</b>		CASLIN Ann							

USA Played	
HUN	5 - 12
FRA	5 - 7
AUS	6 - 6

LEGEND									
(C)	Captain	CB	Centre Back	CF	Centre Forward	D	Driver	FG	Field Goals
GK	Goalkeeper	L	Left	L/R	Left Handedness	R	Right	Min.	Minutes Played
Pers.	Personal	PG	Penalty Goals	Pos	Playing position	TO	Time Out		
TWPC	Technical Water Polo Committee								



Match 13

Results  
Результаты

RUS 20 - 7 USA  
(4:2, 6:2, 6:2, 4:1)

Referees: DHOSSCHE Alain (BEL)  
MURRAY Martin (CAN)

FISU Delegate: VASILEIOU Nikolaos

RUS - Russian Fed. (White)

Cap No.	Name	Estimated Time Played	Goals/Shots								AS	TF	ST	BL	SP	Personal Fouls				
			Total	%	A	C	X	5m	PS	CA						20C	20F	2EX	P	EX
1	USTUKHINA Anna	16:00											1						1	
2	ANTONOVA Diana	12:27	1/1	100.0%			1/1				2	1	1				1			
*3	PROKOFYEVA Ekaterina	25:08	3/5	60.0%	1/1		0/1	1/2		1/1	3	4	1	1	2/2		1		1	
*4	KARIMOVA Elvina	26:59	2/2	100.0%			2/2						1	1	1/1		1			
*5	ANTONOVA Alexandra	22:59	1/3	33.3%			1/2	0/1			2	3	1	2			1			
6	PERFILIEVA Nataliya	9:00	0/1	0.0%						0/1							1			
*7	LISUNOVA Ekaterina	17:03	8/8	100.0%	2/2		3/3	2/2		1/1		1	1		1/1		1			
8	GRINEVA Anna	12:44	0/1	0.0%				0/1			1		2				1			
9	ZELENTSOVA Ekaterina	10:49	1/1	100.0%			1/1													
*10	BELIAEVA Olga	20:25	2/3	66.7%			1/2	1/1			4	4	1				1			
*11	IVANOVA Evgeniya	22:51	2/5	40.0%	0/1				1/3		3			1			1			
12	KRIMER Ksenia	11:35	0/1	0.0%			0/1				2	2		1						
*13	KARNAUKH Anna	16:00																		
Totals			20/31	64.5%	3/4	1/2	9/12	4/9		3/4	17	16	9	6	4/4		5	4	2	
Cap No.	Goalkeepers	Save/Shots								Time Outs		Exclusions with Substitution		Exclusions w/Subst after 4 min.						
Total	%	A	C	X	5m	PS	CA													
1	USTUKHINA Anna	6/9	66.7%	1/2		1/2	4/4	0/1				2	0	0						
*13	KARNAUKH Anna	3/7	42.9%	0/2	1/3	2/2														
Totals		9/16	56.3%	1/2	0/2	2/5	6/6	0/1												

USA - United States (Blue)

Cap No.	Name	Estimated Time Played	Goals/Shots								AS	TF	ST	BL	SP	Personal Fouls				
			Total	%	A	C	X	5m	PS	CA						20C	20F	2EX	P	EX
1	MENZ Kathleen	7:54																		
*2	HALE Melissa	21:40	2/6	33.3%	1/1		1/2	0/3									2			
*3	SMILEY Sierra	18:42										4								
4	BAKER Christin	16:24	0/2	0.0%			0/1	0/1			1					2	1		S	
*5	SCHROEDER Tiera	26:13	1/8	12.5%	0/2		0/1	0/4	1/1		2	1	1		0/2		1			
*6	YOUNG Ashley	30:08	2/6	33.3%			1/1	1/3	0/1	0/1		5			0/2		2			
*7	MUTAFYAN Stephanie	30:58	1/3	33.3%	0/1		1/1	0/1			1	2				1				
8	LOUGHLIN Emily	1:46															1			
9	SMITH Meagan	10:51	0/1	0.0%				0/1			1					1				
10	GAMES Brigitta	11:01	1/1	100.0%			1/1					2	1							
11	VOWELL Brooke	2:15																		
*12	WILLIAMS Victoria	22:02	0/2	0.0%			0/1	0/1				1				2	1		S	
*13	ROLAND Kelsey	24:06											2							
Totals			7/29	24.1%	1/4	2/2	3/9	0/12	1/2		2	19	6		0/4		9	5	2	
Cap No.	Goalkeepers	Save/Shots								Time Outs		Exclusions with Substitution		Exclusions w/Subst after 4 min.						
Total	%	A	C	X	5m	PS	CA													
1	MENZ Kathleen	1/7	14.3%	0/1	0/3	1/3								1	2	0				
*13	ROLAND Kelsey	2/16	12.5%	0/3	0/6	2/4	0/3													
Totals		3/23	13.0%	0/3	0/1	0/9	3/7	0/3												



Match 13

Results

Результаты

RUS 20 - 7 USA

(4:2, 6:2, 6:2, 4:1)

Referees: DHOSSCHE Alain (BEL)  
MURRAY Martin (CAN)

FISU Delegate: VASILEIOU Nikolaos

Period	RUS - Russian Fed.												USA - United States													
	Possessions		EX	Goals (G) / Misses (M)								CT	Possessions		EX	Goals (G) / Misses (M)								CT		
	#	Time		G	M	AA		FT		5mF			PS			#	Time	G	M	AA		FT			5mF	
			G			M	G	M	G	M	G	M	G	M	G					M	G	M	G	M		
Quarter 1	12	4:03		1	2	3	1				1			11	3:57		1	2	1	1				2		
Quarter 2	12	3:37		3		2				1	1			12	4:23		1	1	1			1		3		
Quarter 3	12	3:43		3		1	2		2	2	1			11	4:17		1	1					1	1	1	
Quarter 4	11	3:00		2	1	1		1						14	5:00	2	0	2	1	2		1		4		
Total	47	14:23		9	3	7	3	1	2	3	3			48	17:37	2	3	6	3	3		2		10	1	1

Match RUS - USA														
Possessions		EX	2EX	Goals (G) / Misses (M)										CT
#	Time			X		AA		FT		5mF		PS		
		G	M	G	M	G	M	G	M	G	M	G	M	
95	32:00	2		12	9	10	6	1	4	3	13	1	1	

LEGEND									
#	Number of possessions	%	Efficiency	*	Starting line-up	20C	20 seconds exclusion in the centre forward position		
20F	20 seconds exclusion in the field			2EX	Double Exclusion	5m	5 metre shot	5mF	5m shot in the field
A	Action shot	AA	All action shots (A, C and CA)			AS	Assists	C	Centre shot
CA	Counter Attack	CT	Corner Throws	BL	Blocked shots				
EX	Exclusion (S - with substitution, N - with substitution after 4 min.)					FT	Free throw	G	Goals
M	Misses	P	Penalty	PS	Penalty shot	SP	Sprint (Won/Sprints)	ST	Steals
TF	Turnover Fouls	TWPC	Technical Water Polo Committee			X	Extra player shot		



# Result Book

27th Summer Universiade in Kazan 2013



## Water Polo

Women's Semifinals





Match 17

Start List

Стартовый список

USA - AUS

Referees: GERZANICH Vladimir (RUS)  
RAKOVIC KRSTONOSIC Ivanka (SRB)

Goal Judges: MAZHIRINA Olga  
KHABIBULLIN Artur

Timekeepers: SHEPELEV Nikolay  
YAKIMOV Vladimir  
SHAYDAKOV Andrey

FISU Delegate: CLEMENCON Jean-Paul

TO Judges: DENISOV Dmitry  
DENISOVA Tatiana

Secretaries: MAVRINA Tamara  
KOVYAZIN Rais

USA - United States (White)

Cap No.	Name	Pos	L/R	Year of Birth	Tournament Statistics				
					FG	PG	Assists	Pers. Fouls	Min.
1	MENZ Kathleen	GK	R	1994					80
2	HALE Melissa	FP	R	1993	4			4	91
3	SMILEY Sierra	FP	R	1994	1				76
4	BAKER Christin	FP	R	1993	1		2	7	74
5	SCHROEDER Tiera	FP	R	1993	1	2	2	6	95
6	YOUNG Ashley (C)	FP	R	1992	6			5	109
7	MUTAFYAN Stephanie	FP	R	1995	3			2	112
8	LOUGHLIN Emily	FP	R	1995				1	30
9	SMITH Meagan	FP	R	1993				2	42
10	GAMES Brigitta	FP	R	1995	2		1	1	43
11	VOWELL Brooke	FP	L	1994	1			2	17
12	WILLIAMS Victoria	FP	R	1993	2		1	7	79
13	ROLAND Kelsey	GK	R	1995					48
<b>Head Coach</b>		CORSO Richard							
<b>Official</b>		FLESHER Matthew							
<b>Official</b>		CASLIN Ann							

USA Played	
HUN	5 - 12
FRA	5 - 7
AUS	6 - 6
RUS	7 - 20

AUS - Australia (Blue)

Cap No.	Name	Pos	L/R	Year of Birth	Tournament Statistics				
					FG	PG	Assists	Pers. Fouls	Min.
1	RISBY Victoria	GK	R	1989					80
2	COLENZO Bronte	FP	R	1993	4	1		4	78
3	ARMIT Elle	FP	R	1991	5		3	7	83
4	MARTIN Jessica (C)	FP	R	1990	2		1	5	66
5	CASEY Pascale	FP	R	1995				1	53
6	SYMONS Belinda	FP	R	1994	3			3	56
7	SCHMID Maddiso	FP	R	1994	4		1	6	102
8	COBURN Madeline	FP	R	1992	1		1	1	73
9	BROWNE Eliesha	FP	R	1992	1		2		56
10	BENSON Emily	FP	R	1993	4			4	73
11	MASEK Ainsley	FP	R	1994					39
12	KING Olivia	FP	R	1992	5			6	89
13	REID Serena	GK	R	1992					48
<b>Head Coach</b>		OSADCHUK Aleksandr							
<b>Official</b>		RIPPON Melissa							

AUS Played	
FRA	11 - 9
HUN	6 - 10
USA	6 - 6
ITA	7 - 13

LEGEND									
(C)	Captain	CB	Centre Back	CF	Centre Forward	D	Driver	FG	Field Goals
GK	Goalkeeper	L	Left	L/R	Handedness	Min.	Minutes Played	TO	Time Out
Pers.	Personal	PG	Penalty Goals	Pos	Playing position	R	Right		
TWPC	Technical Water Polo Committee								



Match 17

Results

Результаты

USA 5 - 9 AUS

(0:4, 2:1, 2:2, 1:2)

Referees: GERZANICH Vladimir (RUS)  
RAKOVIC KRSTONOSIC Ivanka (SRB)

FISU Delegate: CLEMENCON Jean-Paul

USA - United States (White)

Cap No.	Name	Estimated Time Played	Goals/Shots								AS	TF	ST	BL	SP	Personal Fouls						
			Total	%	A	C	X	5m	PS	CA						20C	20F	2EX	P	EX		
1	MENZ Kathleen	24:00											2									
*2	HALE Melissa	25:07	0/4	0.0%			0/1	0/3					1	1						1		
*3	SMILEY Sierra	18:34	0/1	0.0%	0/1								2	3	1							
4	BAKER Christin	18:18	0/2	0.0%	0/2								2							1		
*5	SCHROEDER Tiera	28:04	1/3	33.3%	1/3									1				0/2				
*6	YOUNG Ashley	27:14	2/6	33.3%	2/4		0/2						4	1				0/2				
*7	MUTAFYAN Stephanie	26:04	1/5	20.0%	1/3		0/2						1									
8	LOUGHLIN Emily	6:34																				
9	SMITH Meagan	5:29											1									
10	GAMES Brigitta	10:00	1/1	100.0%			1/1						2									
11	VOWELL Brooke	5:46	0/1	0.0%	0/1								1									
*12	WILLIAMS Victoria	20:50	0/3	0.0%	0/2		0/1						1	1			1			1	1	
*13	ROLAND Kelsey	8:00																				
Totals			5/26	19.2%	4/16		1/4	0/6					1	13	10	2	0/4			3	1	
Cap No.	Goalkeepers	Save/Shots								Time Outs												
Total	%	A	C	X	5m	PS	CA															
1	MENZ Kathleen	5/10	50.0%	1/3	2/4	1/1	1/2															
*13	ROLAND Kelsey	1/5	20.0%	1/3	0/1	0/1	0/1															
Totals		6/15	40.0%	1/3	3/7	1/1	1/3															
							Exclusions with Substitution					2										
							Exclusions w/Subst after 4 min.					0										

AUS - Australia (Blue)

Cap No.	Name	Estimated Time Played	Goals/Shots								AS	TF	ST	BL	SP	Personal Fouls						
			Total	%	A	C	X	5m	PS	CA						20C	20F	2EX	P	EX		
1	RISBY Victoria																					
*2	COLENZO Bronte	18:29	0/1	0.0%			0/1														1	
3	ARMIT Elle	15:41	1/1	100.0%	1/1							1		1	1	1				2		
*4	MARTIN Jessica	22:06	2/4	50.0%	2/4							4								1		
5	CASEY Pascalle	14:07												1			1/1					
*6	SYMONS Belinda	16:37	3/5	60.0%	2/4					1/1		3	1							1		
*7	SCHMID Maddiso	22:32	0/3	0.0%	0/1		0/1	0/1				3		1			3/3					
8	COBURN Madeline	12:38	1/3	33.3%			1/3															
9	BROWNE Eliesha	13:54																		1	1	
*10	BENSON Emily	18:26	1/4	25.0%			1/4					1	2			1						
11	MASEK Ainsley	19:17	0/1	0.0%	0/1									1	2					1		
*12	KING Olivia	18:13	1/3	33.3%	1/2		0/1					1	4	1								
*13	REID Serena	32:00																				
Totals			9/25	36.0%	2/5	4/8	0/2	2/9		1/1		2	15	10	4	4/4			3	5		
Cap No.	Goalkeepers	Save/Shots								Time Outs												
Total	%	A	C	X	5m	PS	CA															
1	RISBY Victoria																					
*13	REID Serena	5/10	50.0%	2/6	0/1	3/3																
Totals		5/10	50.0%	2/6	0/1	3/3																
							Exclusions with Substitution					1										
							Exclusions w/Subst after 4 min.					0										



Match 17

Results

Результаты

USA 5 - 9 AUS

(0:4, 2:1, 2:2, 1:2)


Referees: GERZANICH Vladimir (RUS)  
RAKOVIC KRSTONOSIC Ivanka (SRB)

FISU Delegate: CLEMENCON Jean-Paul

Period	USA - United States											AUS - Australia														
	Possessions		EX	Goals (G) / Misses (M)								CT	Possessions		EX	Goals (G) / Misses (M)								CT		
	#	Time		X		AA		FT		5mF			PS			#	Time	X		AA		FT			5mF	
Quarter 1	10	3:27					4					1			10	4:33	0	1	3	1			1	1		
Quarter 2	10	3:59				2	4					2			11	4:01	0	1	1	2		2		1		
Quarter 3	11	4:17		0	2	2	4					1			9	3:43			1	2			1	1		
Quarter 4	8	3:56		1	1							2			10	4:04			2	2			2			
Total	39	15:39		1	3	4	12					6			40	16:21	0	2	7	7		2	2	5		

Match USA - AUS													
Possessions		EX	2EX	Goals (G) / Misses (M)								CT	
#	Time			X		AA		FT		5mF			PS
79	32:00			1	5	11	19		2	2	11		

LEGEND			
#	Number of possessions	%	Efficiency
20F	20 seconds exclusion in the field		* Starting line-up
A	Action shot	AA	All action shots (A, C and CA)
CA	Counter Attack	CT	Corner Throws
EX	Exclusion (S - with substitution, N - with substitution after 4 min.)	BL	Blocked shots
M	Misses	P	Penalty
TF	Turnover Fouls	PS	Penalty shot
		TWPC	Technical Water Polo Committee
20C	20 seconds exclusion in the centre forward position		
5m	5 metre shot	5mF	5m shot in the field
AS	Assists	C	Centre shot
FT	Free throw	G	Goals
SP	Sprint (Won/Sprints)	ST	Steals
X	Extra player shot		

Timing and Results provided by  TISSOT





Match 18

Start List

Стартовый список

**Referees:** CARNEY Andrew (AUS)  
BIRRI Gabriella Erzsebet (HUN)

**Goal Judges:** MAZHIRINA Olga  
KHABIBULLIN Artur

**FISU Delegate:** VASILEIOU Nikolaos

**TO Judges:** DENISOV Dmitry  
DENISOVA Tatiana

**Timekeepers:** SHEPELEV Nikolay  
YAKIMOV Vladimir  
SHAYDAKOV Andrey

**Secretaries:** MAVRINA Tamara  
KOVYAZIN Rais

FRA - France (White)

Cap No.	Name	Pos	L/R	Year of Birth	Tournament Statistics				
					FG	PG	Assists	Pers. Fouls	Min.
1	COUNIL Lou (C)	GK	R	1985					128
2	MILLOT Estelle	FP	R	1993	2		1	2	99
3	BACHELIER Lea	FP	R	1993	1			2	66
4	VALVERDE Clementine	FP	R	1992	1			4	66
5	GUILLET Louise	FP	R	1986	11		2	2	118
6	CESCA Lucie	FP	R	1994					5
7	CLOMES Charlaïne	FP	R	1993	9			4	85
8	TARDY Marion	FP	L	1993	4		3		101
9	MAHIEU Geraldine	FP	R	1993				1	48
10	SACRE Aurore	FP	R	1993	1			1	39
11	CLERC Clemence	FP	R	1991	2			1	87
12	DAULE Audrey	FP	R	1993	1		1	4	54
13	DERENTY Lorene	GK	R	1994					
<b>Head Coach</b>		SAKELIS Filippas (GRE)							
<b>Official</b>		DAUSSIN Frederic							
<b>Official</b>		JACQUEMIN Franck							

FRA Played	
AUS	9 - 11
USA	7 - 5
HUN	8 - 8
CAN	8 - 9

JPN - Japan (Blue)

Cap No.	Name	Pos	L/R	Year of Birth	Tournament Statistics				
					FG	PG	Assists	Pers. Fouls	Min.
1	MIURA Rikako (C)	GK	R	1989					128
2	HASHIMOTO Minori	FP	R	1993					10
3	OGAWA Saki	FP	R	1989	2		3	1	119
4	TAKAHASHI Ayaka	FP	R	1992	1			5	31
5	NAKATA Moe	FP	R	1991	3			2	97
6	KANNO Yumi	FP	R	1989				2	60
7	KOJO Yumi	FP	R	1992	1	1		5	91
8	KAKIICHI Erina	FP	R	1991	6		1	2	114
9	TANAKA Ayaho	FP	R	1991	1		1		35
10	MORI Tsubasa	FP	L	1991	3	1		3	69
11	SUGIYAMA Midori	FP	R	1992	4		2	7	89
12	HASHIGUCHI Mitsuki	FP	R	1994					53
13	AOKI Miyuu	GK	R	1993					
<b>Head Coach</b>		FUJIWARA Hidenori							
<b>Official</b>		ENOMOTO Itaru							
<b>Official</b>		OI Keiji							

JPN Played	
RUS	5 - 24
ITA	6 - 14
CAN	7 - 13
HUN	5 - 16

LEGEND									
(C)	Captain	CB	Centre Back	CF	Centre Forward	D	Driver	FG	Field Goals
GK	Goalkeeper	L	Left	L/R	Left/Right	L/R	Handedness	Min.	Minutes Played
Pers.	Personal	PG	Penalty Goals	Pos	Playing position	R	Right	TO	Time Out
TWPC	Technical Water Polo Committee								



Match 18

Results  
Результаты

**FRA 4 - 10 JPN**  
(0:5, 2:1, 2:3, 0:1)

Referees: CARNEY Andrew (AUS)  
BIRRI Gabriella Erzsebet (HUN)

FISU Delegate: VASILEIOU Nikolaos

FRA - France (White)

Cap No.	Name	Estimated Time Played	Goals/Shots							AS	TF	ST	BL	SP	Personal Fouls					
			Total	%	A	C	X	5m	PS						CA	20C	20F	2EX	P	EX
*1	COUNIL Lou	32:00																		
2	MILLOT Estelle	15:48	1/3	33.3%	0/1		1/1	0/1				2				1	2			S
3	BACHELIER Lea	23:24	0/3	0.0%			0/2	0/1			2									
*4	VALVERDE Clementine	17:16								1	2					1			1	
*5	GUILLET Louise	32:00	3/10	30.0%	0/4	1/3	1/1	1/2		5	1	1				1				
6	CESCA Lucie	4:29										1								
*7	CLOMES Charlaïne	11:59	0/3	0.0%	0/2		0/1			2		1			1					
*8	TARDY Marion	28:28	0/1	0.0%				0/1		1		1	1			1				
9	MAHIEU Geraldine	15:26	0/1	0.0%		0/1				2		1								
10	SACRE Aurore	5:06	0/1	0.0%				0/1				1			1					
*11	CLERC Clemence	26:28	0/5	0.0%	0/1	0/3		0/1		2				1/1		1				
*12	DAULE Audrey	11:36												3/3		1				
13	DERENTY Lorene																			
Totals			4/27	14.8%	0/8	1/7	2/5	1/7		1	15	8	4	4/4		3	7		1	1
Cap No.	Goalkeepers	Estimated Time Played	Save/Shots							Time Outs		Exclusions with Substitution		Exclusions w/Subst after 4 min.						
			Total	%	A	C	X	5m	PS	CA										
*1	COUNIL Lou		12/22	54.5%	3/5	2/4	0/3	5/7	1/1	1/2									1	1
13	DERENTY Lorene																			0
Totals			12/22	54.5%	3/5	2/4	0/3	5/7	1/1	1/2										

JPN - Japan (Blue)

Cap No.	Name	Estimated Time Played	Goals/Shots							AS	TF	ST	BL	SP	Personal Fouls					
			Total	%	A	C	X	5m	PS						CA	20C	20F	2EX	P	EX
*1	MIURA Rikako	32:00										1								
2	HASHIMOTO Minori																			
*3	OGAWA Saki	8:22	1/1	100.0%	1/1							1		0/2		1	2			S
4	TAKAHASHI Ayaka	1:58	0/1	0.0%		0/1														
*5	NAKATA Moe	32:00	1/4	25.0%	0/1		0/1	0/1			1	1		0/1						
6	KANNO Yumi	15:09	1/3	33.3%		1/2		0/1		1	2					1				
*7	KOJO Yumi	29:07	1/7	14.3%	0/1	0/1	1/3	0/1	0/1		1									
*8	KAKIICHI Erina	25:27	2/4	50.0%	1/2			1/1	0/1	1	3				1					
9	TANAKA Ayaho	15:20	0/1	0.0%				0/1									1			
10	MORI Tsubasa	26:07	2/6	33.3%	0/2		2/2	0/2			2		1		1					
*11	SUGIYAMA Midori	29:44	2/4	50.0%		1/1	0/1	1/2		2		1		0/1	1					
*12	HASHIGUCHI Mitsuki	8:46													1	1				
13	AOKI Miyuu																			
Totals			10/31	32.3%	2/7	2/5	3/7	2/9	0/1	1/2	4	11	4	1	0/4	5	5			1
Cap No.	Goalkeepers	Estimated Time Played	Save/Shots							Time Outs		Exclusions with Substitution		Exclusions w/Subst after 4 min.						
			Total	%	A	C	X	5m	PS	CA										
*1	MIURA Rikako		14/18	77.8%	5/5	4/5	1/3	4/5												0
13	AOKI Miyuu																			1
Totals			14/18	77.8%	5/5	4/5	1/3	4/5												



Match 18

Results

Результаты

FRA 4 - 10 JPN

(0:5, 2:1, 2:3, 0:1)

Referees: CARNEY Andrew (AUS)  
BIRRI Gabriella Erzsebet (HUN)

FISU Delegate: VASILEIOU Nikolaos

Period	FRA - France												JPN - Japan														
	Possessions		EX	Goals (G) / Misses (M)								CT	Possessions		EX	Goals (G) / Misses (M)								CT			
	#	Time		G	M	G	M	G	M	G	M		G	M		G	M	G	M	G	M						
Quarter 1	11	4:10		0	2		4		1					11	3:50		1		3	3			1	1			
Quarter 2	11	4:06		1	1	1	2					1		10	3:54				1	1			1		2		
Quarter 3	10	4:14	1	1			3	1	2					11	3:46	1	2	1	1	2				2			1
Quarter 4	10	3:45					5		1		1			10	4:15		0	3		3	1			1		1	
Total	42	16:15	1	2	3	1	14	1	4		2		1	42	15:45	1	3	4	5	9	1	1	1	6		1	1

Match FRA - JPN														
Possessions		EX	2EX	Goals (G) / Misses (M)								CT		
#	Time			X	AA	FT	5mF	PS	G	M	G		M	
84	32:00	2		5	7	6	23	2	5	1	8		1	2

LEGEND										
#	Number of possessions	%	Efficiency	*	Starting line-up	20C	20 seconds exclusion in the centre forward position			
20F	20 seconds exclusion in the field			2EX	Double Exclusion	5m	5 metre shot	5mF	5m shot in the field	
A	Action shot	AA	All action shots (A, C and CA)			AS	Assists	C	Centre shot	
CA	Counter Attack	CT	Corner Throws	BL	Blocked shots					
EX	Exclusion (S - with substitution, N - with substitution after 4 min.)					FT	Free throw	G	Goals	
M	Misses	P	Penalty	PS	Penalty shot	SP	Sprint (Won/Sprints)	ST	Steals	
TF	Turnover Fouls	TWPC	Technical Water Polo Committee			X	Extra player shot			

Timing and Results provided by  TISSOT



Match 19

Start List

Стартовый список

Referees: DAVID Alban (FRA)  
PEILA Joseph (USA)

Goal Judges: MURRAY Martin  
FRANULOVIC Andrej

Timekeepers: STAVROPOULOS Nikolaos  
KOMAROVA Ekaterina  
VARIVODSKIY Arkadiy

FISU Delegate: CLEMENCON Jean-Paul

TO Judges: GALIMZYANOVA Olga  
HOHRYAKOVA Anna

Secretaries: MORUSHENKO Maiia  
DMITRIEVA Anastasiia

RUS - Russian Fed. (White)

Cap No.	Name	Pos	L/R	Year of Birth	Tournament Statistics				
					FG	PG	Assists	Pers. Fouls	Min.
1	USTUKHINA Anna	GK	R	1989			1	1	48
2	ANTONOVA Diana	FP	R	1993	9		6	3	66
3	PROKOFYEVA Ekaterina	FP	R	1991	10		7	3	71
4	KARIMOVA Elvina	FP	R	1994	11		5	2	108
5	ANTONOVA Alexandra	FP	L	1991	6	1	8	7	97
6	PERFILIEVA Nataliya	FP	R	1995	2			2	51
7	LISUNOVA Ekaterina	FP	R	1989	16	1	4	1	56
8	GRINEVA Anna	FP	R	1988	2		3	4	37
9	ZELENTSOVA Ekaterina	FP	R	1991	2		2	2	51
10	BELIAEVA Olga	FP	R	1985	18		10	2	93
11	IVANOVA Evgeniya (C)	FP	R	1987	7		12	6	87
12	KRIMER Ksenia	FP	R	1992	2		3	7	53
13	KARNAUKH Anna	GK	R	1993			2		80
<b>Head Coach</b>		NAKORAYKOV Mikhail							
<b>Official</b>		OGORODNIKOV Alexandr							
<b>Official</b>		KOSTIKOV Konstantin							

RUS Played	
JPN	24 - 5
CAN	24 - 4
ITA	19 - 11
USA	20 - 7

ITA - Italy (Blue)

Cap No.	Name	Pos	L/R	Year of Birth	Tournament Statistics				
					FG	PG	Assists	Pers. Fouls	Min.
1	GORLERO Giulia	GK	R	1990			1		106
2	BARTOLINI Giulia	FP	R	1990	6		5	4	93
3	VERDUCCI Martina	FP	R	1993	1		1	3	50
4	GIACHI Gloria	FP	R	1991	2		2	5	52
5	SAVIOLI Martina	FP	R	1990	6	1	2	2	100
6	MILLO Alessia	FP	R	1993	2		4	4	70
7	SAVIOLI Ilaria	FP	R	1990	1		1	2	64
8	MOTTA Silvia (C)	FP	R	1988	9		3	2	97
9	VERDE Medea	FP	R	1991	8			3	74
10	BENCARDINO Martina	FP	R	1987	2			3	42
11	DROCCO Laura	FP	R	1987	1			2	56
12	BARZON Laura	FP	R	1992	9		1	2	71
13	TEANI Laura	GK	R	1991					22
<b>Head Coach</b>		CAPANNA Marco							
<b>Official</b>		CASTELLI Arnaldo							
<b>Official</b>		GRASSI Giacomo							

ITA Played	
CAN	10 - 11
JPN	14 - 6
RUS	11 - 19
AUS	13 - 7

LEGEND									
(C)	Captain	CB	Centre Back	CF	Centre Forward	D	Driver	FG	Field Goals
GK	Goalkeeper	L	Left	L/R	Left/Right	L/R	Handedness	Min.	Minutes Played
Pers.	Personal	PG	Penalty Goals	Pos	Playing position	R	Right	TO	Time Out
TWPC	Technical Water Polo Committee								



Match 19

Results

Результаты

RUS 14 - 7 ITA

(6:1, 2:1, 4:2, 2:3)

Referees: DAVID Alban (FRA)  
PEILA Joseph (USA)

FISU Delegate: CLEMENCON Jean-Paul

RUS - Russian Fed. (White)

Cap No.	Name	Estimated Time Played	Goals/Shots								AS	TF	ST	BL	SP	Personal Fouls					
			Total	%	A	C	X	5m	PS	CA						20C	20F	2EX	P	EX	
1	USTUKHINA Anna	8:00																			
2	ANTONOVA Diana	18:37	1/4	25.0%	0/2		1/1	0/1				1	1		3/3		1				
*3	PROKOFYEVA Ekaterina	22:09	5/5	100.0%			1/1	1/1	2/2	1/1	1	1		1/1		2	1			S	
*4	KARIMOVA Elvina	20:06	0/5	0.0%	0/2	0/1		0/1	0/1		1	1	2			1	1				
*5	ANTONOVA Alexandra	26:23	0/4	0.0%	0/3			0/1			2		1				2				
6	PERFILIEVA Nataliya	12:27	2/4	50.0%	1/2		1/1	0/1					1								
*7	LISUNOVA Ekaterina	5:28	2/3	66.7%	1/1		1/1		0/1				1								
8	GRINEVA Anna	11:10	1/1	100.0%	1/1						2										
9	ZELENTSOVA Ekaterina	25:58	1/6	16.7%	1/5			0/1			1	2									
*10	BELIAEVA Olga	28:25									1	6	3	1							
*11	IVANOVA Evgeniya	21:17	2/3	66.7%	1/2			1/1					1			1		1			
12	KRIMER Ksenia																				
*13	KARNAUKH Anna	24:00									1										
Totals			14/35	40.0%	5/18	0/1	4/4	2/7	2/4	1/1	5	12	11	3	4/4	4	5		1	1	
Cap No.	Goalkeepers	Estimated Time Played	Save/Shots								Time Outs		Exclusions with Substitution		Exclusions w/Subst after 4 min.						
			Total	%	A	C	X	5m	PS	CA											
1	USTUKHINA Anna		2/5	40.0%	0/1		0/1	1/2		1/1										1	
*13	KARNAUKH Anna		6/10	60.0%		2/2	0/2	3/4	1/2											0	
Totals			8/15	53.3%	0/1	2/2	0/3	4/6	1/2	1/1											

ITA - Italy (Blue)

Cap No.	Name	Estimated Time Played	Goals/Shots								AS	TF	ST	BL	SP	Personal Fouls					
			Total	%	A	C	X	5m	PS	CA						20C	20F	2EX	P	EX	
*1	GORLERO Giulia	24:00																			
*2	BARTOLINI Giulia	22:57	0/3	0.0%	0/1			0/2			1	1	1								
3	VERDUCCI Martina	8:41	0/1	0.0%				0/1				1								1	
4	GIACHI Gloria	14:49	0/1	0.0%				0/1				1	1								
*5	SAVIOLI Martina	24:54	3/5	60.0%	0/1		2/2	1/2			1		1			1					
6	MILLO Alessia	17:16	0/4	0.0%	0/2			0/2				2			0/3						
7	SAVIOLI Ilaria	14:37	1/2	50.0%	1/1	0/1					1		1			2			1	S	
*8	MOTTA Silvia	21:36	0/4	0.0%			0/2	0/2				1				1			1		
*9	VERDE Medea	20:16	1/2	50.0%			1/1	0/1				2									
10	BENCARDINO Martina	10:14										1									
*11	DROCCO Laura	15:00												0/1		1					
*12	BARZON Laura	21:40	2/8	25.0%		0/3		1/2	1/2	0/1		3		1		1					
13	TEANI Laura	8:00											2						1		
Totals			7/30	23.3%	1/5	0/4	3/5	2/13	1/2	0/1	3	16	5	2	0/4	5	1		4	1	
Cap No.	Goalkeepers	Estimated Time Played	Save/Shots								Time Outs		Exclusions with Substitution		Exclusions w/Subst after 4 min.						
			Total	%	A	C	X	5m	PS	CA											
*1	GORLERO Giulia		8/20	40.0%	7/12		0/2	1/3	0/2	0/1										2	
13	TEANI Laura		2/4	50.0%	1/1	1/1	0/2													1	
Totals			10/24	41.7%	8/13	1/1	0/4	1/3	0/2	0/1											0



Match 19

Results

Результаты

RUS 14 - 7 ITA

(6:1, 2:1, 4:2, 2:3)


Referees: DAVID Alban (FRA)  
PEILA Joseph (USA)

FISU Delegate: CLEMENCON Jean-Paul

Period	RUS - Russian Fed.											ITA - Italy																		
	Possessions		EX	Goals (G) / Misses (M)								CT	Possessions		EX	Goals (G) / Misses (M)								CT						
	#	Time		G	M	AA	FT	5mF	PS	#	Time		G	M		AA	FT	5mF	PS											
Quarter 1	12	2:53		1		3	2			1	1	1	1			12	5:07		0	1		1			1	2				
Quarter 2	11	4:13		1		1	4				2				1	9	3:47		1			3				1				
Quarter 3	12	3:57				2	5			1	1	1			1	14	4:03		1			2			5	1	1	1		
Quarter 4	12	3:30		1	2		3				1		1		1	11	4:30		1	1	1	1	3		1	1	2			
Total	47	14:33		1	4		6	14			2	5	2	2	3	46	17:27		1	3	2	1	9		1	2	10	1	1	1

Match RUS - ITA														
Possessions		EX	2EX	Goals (G) / Misses (M)								CT		
#	Time			X	AA	FT	5mF	PS	G	M				
93	32:00	2		7	2	7	23		1	4	15	3	3	4

LEGEND											
#	Number of possessions	%	Efficiency	*	Starting line-up	20C	20 seconds exclusion in the centre forward position				
20F	20 seconds exclusion in the field			2EX	Double Exclusion	5m	5 metre shot	5mF	5m shot in the field		
A	Action shot	AA	All action shots (A, C and CA)			AS	Assists	C	Centre shot		
CA	Counter Attack	CT	Corner Throws	BL	Blocked shots			G	Goals		
EX	Exclusion (S - with substitution, N - with substitution after 4 min.)	P	Penalty	PS	Penalty shot	FT	Free throw	SP	Sprint (Won/Sprints)	ST	Steals
M	Misses					X	Extra player shot				
TF	Turnover Fouls	TWPC	Technical Water Polo Committee								

Timing and Results provided by  TISSOT



Match 20

Start List

Стартовый список

CAN - HUN

Referees: DHOSSCHE Alain (BEL)  
MATIJASEVIC Sinisa (MNE)

Goal Judges: DMITRIEVA Anastasiia  
SHEPELEV Nikolay

Timekeepers: SAVCHENKO Nataliya  
MAZHIRINA Olga  
DREVAL Svetlana

FISU Delegate: VASILEIOU Nikolaos

TO Judges: MORUSHENKO Maiia  
KOMAROVA Ekaterina

Secretaries: GALIMZYANOVA Olga  
HOHRYAKOVA Anna

CAN - Canada (White)

Cap No.	Name	Pos	L/R	Year of Birth	Tournament Statistics				
					FG	PG	Assists	Pers. Fouls	Min.
1	GAUDREULT Jessica Francine	GK	R	1994			1		96
2	McKEE Kelly Blair	FP	R	1992	5	1	5	5	104
3	LEKNESS Francis Rae	FP	R	1994	4			3	62
4	STEENKAMER Rebekka Katherine	FP	R	1993	3			5	47
5	KOTYLAK Danika Christine	FP	R	1995	2			1	38
6	MOLDE Taylor Marie	FP	R	1995	1		1	3	62
7	TAYLOR Shelby Michelle	FP	R	1993	1			3	50
8	ROBINSON Cara Dawn	FP	R	1994			1	4	94
9	SOHI Gurpreet Kaur	FP	R	1994	3		3	3	70
10	TIELMANN Alexa Danielle	FP	R	1994	4			3	53
11	LEMAY-LAVOIE Elyse	FP	R	1994	1		4	4	80
12	FOURNIER Shae Chantal (C)	FP	R	1992	12		2	2	109
13	WRIGHT Claire Dawn	GK	R	1994					32
<b>Head Coach</b>		ROBINSON Andrew							
<b>Official</b>		MITCHELL Justin Michel							
<b>Official</b>		HART David Andrew							

CAN Played	
ITA	11 - 10
RUS	4 - 24
JPN	13 - 7
FRA	9 - 8

HUN - Hungary (Blue)

Cap No.	Name	Pos	L/R	Year of Birth	Tournament Statistics				
					FG	PG	Assists	Pers. Fouls	Min.
1	GANGL Edina	GK		1990					112
2	ARKOSY Lilla	FP		1990	2			1	22
3	CSABAI Dora	FP		1989	5		3	4	102
4	KISTELEKI Hanna Anna	FP		1991	7	1	2	6	97
5	GEMES Alexa Anett	FP		1994	1	5	3	2	112
6	DALMADY Petra	FP		1989	2		1	9	53
7	DALMADY Szandra Kata	FP		1987	3		6	8	78
8	POCSI Bianka (C)	FP		1990	1		2	1	47
9	HEVESI Anita	FP		1989	4			5	100
10	KOCSIS Laura	FP		1992	2		1		55
11	SOMHEGYI Noemi	FP		1991	13			3	86
12	ZAJACZ Hanna	FP		1993				1	17
13	GUNDL Diana Agnes	GK		1991					16
<b>Head Coach</b>		KELEMEN Attila Janos							
<b>Official</b>		ROTLER Antal							
<b>Official</b>		KOCSIS Koppany Peter							

HUN Played	
USA	12 - 5
AUS	10 - 6
FRA	8 - 8
JPN	16 - 5

LEGEND									
(C)	Captain	CB	Centre Back	CF	Centre Forward	D	Driver	FG	Field Goals
GK	Goalkeeper			L/R	Handedness	Min.	Minutes Played		
Pers.	Personal	PG	Penalty Goals	Pos	Playing position	R	Right	TO	Time Out
TWPC	Technical Water Polo Committee								



Match 20

Results  
Результаты

CAN 6 - 7 HUN  
(0:4, 2:2, 3:1, 1:0)

Referees: DHOSSCHE Alain (BEL)  
MATIJASEVIC Sinisa (MNE)

FISU Delegate: VASILEIOU Nikolaos

CAN - Canada (White)

Cap No.	Name	Estimated Time Played	Goals/Shots							AS	TF	ST	BL	SP	Personal Fouls				
			Total	%	A	C	X	5m	PS						CA	20C	20F	2EX	P
*1	GAUDREAU Jessica Francine	16:00										2							
*2	McKEE Kelly Blair	32:00	2/8	25.0%	0/2			1/5	1/1	1		3	2					2	
3	LEKNESS Francis Rae	10:37	1/4	25.0%	0/1	1/3					3								
*4	STEENKAMER Rebekka Katherine	15:27									4								
5	KOTYLAK Danika Christine	2:49									1								
6	MOLDE Taylor Marie	15:15	0/1	0.0%	0/1									0/1					
7	TAYLOR Shelby Michelle	10:34	0/1	0.0%	0/1													1	
*8	ROBINSON Cara Dawn	25:29	1/4	25.0%	1/2			0/2				1		0/2				2	
*9	SOHI Gurpreet Kaur	29:01	1/7	14.3%	1/5			0/1		0/1		2	1	0/1				1	
10	TIELMANN Alexa Danielle	7:36	0/2	0.0%	0/2							2							
*11	LEMAY-LAVOIE Elyse	11:56																	
*12	FOURNIER Shae Chantal	31:16	1/6	16.7%	0/1		0/2	1/3		1	2	3	2					1	
13	WRIGHT Claire Dawn	16:00										2							
Totals			6/33	18.2%	2/13	1/5	0/2	2/11	1/1	0/1	2	15	12	4	0/4			6	1
Cap No. Goalkeepers			Save/Shots																
			Total	%	A	C	X	5m	PS	CA									
*1	GAUDREAU Jessica Francine		5/11	45.5%	3/3	2/3	0/2	0/3								Time Outs 2			
13	WRIGHT Claire Dawn		7/8	87.5%	2/2		1/2	2/2	2/2							Exclusions with Substitution 0			
Totals			12/19	63.2%	5/5	2/3	1/4	2/5	2/2							Exclusions w/Subst after 4 min. 0			

HUN - Hungary (Blue)

Cap No.	Name	Estimated Time Played	Goals/Shots							AS	TF	ST	BL	SP	Personal Fouls				
			Total	%	A	C	X	5m	PS						CA	20C	20F	2EX	P
*1	GANGL Edina	32:00	0/1	0.0%				0/1				4							
2	ARKOSY Lilla																		
*3	CSABAI Dora	28:23	3/8	37.5%	0/3	1/1	1/1	1/2	0/1			2							
*4	KISTELEKI Hanna Anna	29:42	2/4	50.0%			1/1	1/2	0/1	1	3		1	4/4				1	
*5	GEMES Alexa Anett	27:16	0/7	0.0%	0/3		0/1	0/3			1	2							
6	DALMADY Petra	21:49	1/3	33.3%	0/1			1/2										1	
*7	DALMADY Szandra Kata	4:47										1						2	1 S
8	POCSI Bianka	8:21	0/1	0.0%		0/1					5								
*9	HEVESI Anita	32:00	0/2	0.0%	0/2					1	2		1						
10	KOCSIS Laura	16:03										1							
*11	SOMHEGYI Noemi	23:39	1/6	16.7%		0/4	1/2			1	4								
12	ZAJACZ Hanna																		
13	GUNDL Diana Agnes																		
Totals			7/32	21.9%	0/9	1/6	3/5	3/10	0/2	3	16	10	2	4/4			4		1 1
Cap No. Goalkeepers			Save/Shots																
			Total	%	A	C	X	5m	PS	CA									
*1	GANGL Edina		13/19	68.4%	4/6	2/3	2/2	4/6	0/1	1/1						Time Outs 2			
13	GUNDL Diana Agnes															Exclusions with Substitution 1			
Totals			13/19	68.4%	4/6	2/3	2/2	4/6	0/1	1/1						Exclusions w/Subst after 4 min. 0			





Match 20

Results

Результаты

CAN 6 - 7 HUN

(0:4, 2:2, 3:1, 1:0)


Referees: DHOSSCHE Alain (BEL)  
MATIJASEVIC Sinisa (MNE)

FISU Delegate: VASILEIOU Nikolaos

Period	CAN - Canada											HUN - Hungary																									
	Possessions		EX	Goals (G) / Misses (M)								CT	Possessions		EX	Goals (G) / Misses (M)								CT													
	#	Time		G	M	G	M	G	M	G	M		G	M		G	M	G	M	G	M																
Quarter 1	13	4:05		0	1			5			1				2			14	3:55		2			1	6			1									1
Quarter 2	13	4:22					1	4					1	2				2	11	3:38					5	1			1	1							
Quarter 3	10	3:53		0	1	1	1			1	1	1	1					11	4:07	1	1	1					3		2								
Quarter 4	12	4:12					1	6					2					1	12	3:48		0	1		5			1									
Total	48	16:32		0	2	3	16			2	2	7	1				3	48	15:28	1	3	2	1	16	1	3	2	4							1		

Match CAN - HUN														
Possessions		EX	2EX	Goals (G) / Misses (M)								CT		
#	Time			X	AA	FT	5mF	PS	G	M	G		M	
96	32:00	1		3	4	4	32	1	5	4	11	1		4

LEGEND										
#	Number of possessions	%	Efficiency	*	Starting line-up	20C	20 seconds exclusion in the centre forward position			
20F	20 seconds exclusion in the field			2EX	Double Exclusion	5m	5 metre shot	5mF	5m shot in the field	
A	Action shot	AA	All action shots (A, C and CA)			AS	Assists	C	Centre shot	
CA	Counter Attack	CT	Corner Throws	BL	Blocked shots			G	Goals	
EX	Exclusion (S - with substitution, N - with substitution after 4 min.)	P	Penalty	PS	Penalty shot	FT	Free throw	ST	Steals	
M	Misses					SP	Sprint (Won/Sprints)			
TF	Turnover Fouls	TWPC	Technical Water Polo Committee			X	Extra player shot			

Timing and Results provided by  TISSOT



# Result Book

27th Summer Universiade in Kazan 2013



## Water Polo

Women's Finals





Match 21

Start List

Стартовый список

USA - FRA

Referees: RODRIGUES Edmundo (BRA)  
SHIMIZU Keisuke (JPN)

Goal Judges: DMITRIEVA Anastasiia  
BUBNOVA Tatyana

Timekeepers: SAVCHENKO Nataliya  
MAZHIRINA Olga  
DREVAL Svetlana

FISU Delegate: VASILEIOU Nikolaos

TO Judges: MORUSHENKO Maiia  
KOMAROVA Ekaterina

Secretaries: GALIMZYANOVA Olga  
HOHRYAKOVA Anna

USA - United States (White)

Cap No.	Name	Pos	L/R	Year of Birth	Tournament Statistics				
					FG	PG	Assists	Pers. Fouls	Min.
1	MENZ Kathleen	GK	R	1994					104
2	HALE Melissa	FP	R	1993	4			5	116
3	SMILEY Sierra	FP	R	1994	1				95
4	BAKER Christin	FP	R	1993	1		2	8	92
5	SCHROEDER Tiera	FP	R	1993	2	2	2	6	123
6	YOUNG Ashley (C)	FP	R	1992	8			5	136
7	MUTAFYAN Stephanie	FP	R	1995	4			2	138
8	LOUGHLIN Emily	FP	R	1995				1	36
9	SMITH Meagan	FP	R	1993				2	48
10	GAMES Brigitta	FP	R	1995	3		1	1	53
11	VOWELL Brooke	FP	L	1994	1			2	23
12	WILLIAMS Victoria	FP	R	1993	2		2	9	100
13	ROLAND Kelsey	GK	R	1995					56
<b>Head Coach</b>		CORSO Richard							
<b>Official</b>		FLESHER Matthew							
<b>Official</b>		CASLIN Ann							

USA Played	
HUN	5 - 12
FRA	5 - 7
AUS	6 - 6
RUS	7 - 20
AUS	5 - 9

FRA - France (Blue)

Cap No.	Name	Pos	L/R	Year of Birth	Tournament Statistics				
					FG	PG	Assists	Pers. Fouls	Min.
1	COUNIL Lou (C)	GK	R	1985					160
2	MILLOT Estelle	FP	R	1993	3		1	5	115
3	BACHELIER Lea	FP	R	1993	1			2	89
4	VALVERDE Clementine	FP	R	1992	1			6	83
5	GUILLET Louise	FP	R	1986	14		2	3	150
6	CESCA Lucie	FP	R	1994					9
7	CLOMES Charlaïne	FP	R	1993	9			5	97
8	TARDY Marion	FP	L	1993	4		4	1	129
9	MAHIEU Geraldine	FP	R	1993				1	64
10	SACRE Aurore	FP	R	1993	1			2	44
11	CLERC Clemence	FP	R	1991	2			2	114
12	DAULE Audrey	FP	R	1993	1		1	5	66
13	DERENTY Lorene	GK	R	1994					
<b>Head Coach</b>		SAKELIS Filippas (GRE)							
<b>Official</b>		DAUSSIN Frederic							
<b>Official</b>		JACQUEMIN Franck							

FRA Played	
AUS	9 - 11
USA	7 - 5
HUN	8 - 8
CAN	8 - 9
JPN	4 - 10

LEGEND									
(C)	Captain	CB	Centre Back	CF	Centre Forward	D	Driver	FG	Field Goals
GK	Goalkeeper	L	Left	L/R	Left/Right	L/R	Handedness	Min.	Minutes Played
Pers.	Personal	PG	Penalty Goals	Pos	Playing position	R	Right	TO	Time Out
TWPC	Technical Water Polo Committee								



Match 21

Results

Результаты

**USA 8 - 9 FRA**  
(2:2, 3:3, 2:2, 1:1) (ET 0:1, 0:0)

Referees: RODRIGUES Edmundo (BRA)  
SHIMIZU Keisuke (JPN)

FISU Delegate: VASILEIOU Nikolaos

**USA - United States (White)**

Cap No.	Name	Estimated Time Played	Goals/Shots							AS	TF	ST	BL	SP	Personal Fouls					
			Total	%	A	C	X	5m	PS						CA	20C	20F	2EX	P	EX
*1	MENZ Kathleen	16:00																		
*2	HALE Melissa	26:58	2/7	28.6%	0/1			2/6		1		1					1	2		S
*3	SMILEY Sierra	34:24	0/2	0.0%				0/1		1	3	1					1			
4	BAKER Christin	21:52	0/5	0.0%	0/2			0/3			1	1					3			S
*5	SCHROEDER Tiera	19:21	3/6	50.0%	1/2			1/3	1/1				3	0/2			3			S
*6	YOUNG Ashley	38:00	1/9	11.1%	0/2	1/1		0/3	0/3					1/3			2			
*7	MUTAFYAN Stephanie	38:00	0/1	0.0%				0/1				1	2							
8	LOUGHLIN Emily																			
9	SMITH Meagan	7:34											1	0/1						
10	GAMES Brigitta	2:45										2								
11	VOWELL Brooke	3:43	0/2	0.0%	0/2															
*12	WILLIAMS Victoria	35:23	2/6	33.3%	2/3			0/3		1	2	2					2			
13	ROLAND Kelsey	22:00																		
Totals			8/38	21.1%	3/12	1/1	0/3	3/20	1/1	0/1	3	8	10	2	1/6		11	3		3
Cap No.	Goalkeepers	Save/Shots							Time Outs		Exclusions with Substitution		Exclusions w/Subst after 4 min.							
Total	%	A	C	X	5m	PS	CA													
*1	MENZ Kathleen	3/8	37.5%	1/1		0/2	2/5													
13	ROLAND Kelsey	4/8	50.0%	1/2		1/2	2/4													
Totals			7/16	43.8%	2/3		1/4	4/9												

**FRA - France (Blue)**

Cap No.	Name	Estimated Time Played	Goals/Shots							AS	TF	ST	BL	SP	Personal Fouls					
			Total	%	A	C	X	5m	PS						CA	20C	20F	2EX	P	EX
*1	COUNIL Lou	38:00									1	1								
*2	MILLOT Estelle	30:28	2/6	33.3%	1/1		0/2	1/3		1	1									
3	BACHELIER Lea	18:20	1/3	33.3%				1/3		1	1						1			
4	VALVERDE Clementine	23:17	0/1	0.0%	0/1						2	1		1/1			1			
*5	GUILLET Louise	35:44	1/5	20.0%			0/1	1/4			4		1						1	
6	CESCA Lucie																			
*7	CLOMES Charlaïne	22:56	1/5	20.0%	0/1		1/4				2		1				1			
*8	TARDY Marion	34:44	3/5	60.0%			1/2	2/3			1	1								
9	MAHIEU Geraldine	10:37									1						1			
*10	SACRE Aurore	14:06	0/1	0.0%			0/1			1			1							
*11	CLERC Clemence	26:19	1/3	33.3%		0/1	1/1	0/1			4		1	3/4			1			
12	DAULE Audrey	11:29												1/1			1			
13	DERENTY Lorene																			
Totals			9/29	31.0%	1/3	0/1	3/11	5/14		3	19	3	4	5/6		2	4		1	
Cap No.	Goalkeepers	Save/Shots							Time Outs		Exclusions with Substitution		Exclusions w/Subst after 4 min.							
Total	%	A	C	X	5m	PS	CA													
*1	COUNIL Lou	19/27	70.4%	6/9	0/1	1/1	11/14	0/1	1/1											
13	DERENTY Lorene																			
Totals			19/27	70.4%	6/9	0/1	1/1	11/14	0/1	1/1										



Match 21

Results

Результаты

USA 8 - 9 FRA

(2:2, 3:3, 2:2, 1:1) (ET 0:1, 0:0)

Referees: RODRIGUES Edmundo (BRA)  
SHIMIZU Keisuke (JPN)

FISU Delegate: VASILEIOU Nikolaos

Period	USA - United States												FRA - France														
	Possessions		EX	Goals (G) / Misses (M)								CT	Possessions		EX	Goals (G) / Misses (M)								CT			
				X	AA		FT		5mF		PS					X	AA		FT		5mF		PS				
#	Time	G	M	G	M	G	M	G	M	G	M	#	Time	G	M	G	M	G	M	G	M						
Quarter 1	11	3:52		0	2	1					5	1		2	10	4:08	1					1	3			1	
Quarter 2	11	3:32				2	2			1	1		1	12	4:28	1	2		1				2	1			
Quarter 3	9	3:21	1	0	1	1	2			1	4		1	10	4:39	0	4					2	1			2	
Quarter 4	9	3:29	1				2			1	5			9	4:31	0	2	1	2				1			1	
Extra time 1	3	1:24	1				2				1			4	1:36	1							2				
Extra time 2	3	1:19					2				1			3	1:41												
Total	46	16:57	3	0	3	4	10			3	17	1		4	48	21:03	3	8	1	3		1	5	8			4

Match USA - FRA														
Possessions		EX	2EX	Goals (G) / Misses (M)								CT		
#	Time			X	AA		FT		5mF		PS			
#	Time	G	M	G	M	G	M	G	M	G	M			
94	38:00	3		3	11	5	13		1	8	25	1		8

LEGEND											
#	Number of possessions	%	Efficiency	*	Starting line-up	20C	20 seconds exclusion in the centre forward position				
20F	20 seconds exclusion in the field			2EX	Double Exclusion	5m	5 metre shot	5mF	5m shot in the field		
A	Action shot	AA	All action shots (A, C and CA)	AS	Assists	C	Centre shot				
CA	Counter Attack	CT	Corner Throws	BL	Blocked shots	ET	Extra Time				
EX	Exclusion (S - with substitution, N - with substitution after 4 min.)	P	Penalty	PS	Penalty shot	FT	Free throw	G	Goals		
M	Misses	TWPC	Technical Water Polo Committee	SP	Sprint (Won/Sprints)	ST	Steals				
TF	Turnover Fouls			X	Extra player shot						



Match 22

Start List

Стартовый список

AUS - JPN

Referees: MURRAY Martin (CAN)  
VASENIN Eduard (RUS)

Goal Judges: DMITRIEVA Anastasiia  
TKACHENKO Vasily

Timekeepers: SAVCHENKO Nataliya  
MAZHIRINA Olga  
DREVAL Svetlana

FISU Delegate: CLEMENCON Jean-Paul

TO Judges: MORUSHENKO Maiia  
KOMAROVA Ekaterina

Secretaries: GALIMZYANOVA Olga  
HOHRYAKOVA Anna

AUS - Australia (White)

Cap No.	Name	Pos	L/R	Year of Birth	Tournament Statistics				
					FG	PG	Assists	Pers. Fouls	Min.
1	RISBY Victoria	GK	R	1989					80
2	COLENSO Bronte	FP	R	1993	4	1		5	96
3	ARMIT Elle	FP	R	1991	6		4	9	99
4	MARTIN Jessica (C)	FP	R	1990	4		1	6	89
5	CASEY Pascalle	FP	R	1995				1	67
6	SYMONS Belinda	FP	R	1994	6			4	73
7	SCHMID Maddiso	FP	R	1994	4		1	6	124
8	COBURN Madeline	FP	R	1992	2		1	1	85
9	BROWNE Eliesha	FP	R	1992	1		2	2	70
10	BENSON Emily	FP	R	1993	5		1	4	91
11	MASEK Ainsley	FP	R	1994				1	59
12	KING Olivia	FP	R	1992	6			6	107
13	REID Serena	GK	R	1992					80
Head Coach		OSADCHUK Aleksandr							
Official		RIPPON Melissa							

AUS Played	
FRA	11 - 9
HUN	6 - 10
USA	6 - 6
ITA	7 - 13
USA	9 - 5

JPN - Japan (Blue)

Cap No.	Name	Pos	L/R	Year of Birth	Tournament Statistics				
					FG	PG	Assists	Pers. Fouls	Min.
1	MIURA Rikako (C)	GK	R	1989					160
2	HASHIMOTO Minori	FP	R	1993					10
3	OGAWA Saki	FP	R	1989	3		3	4	127
4	TAKAHASHI Ayaka	FP	R	1992	1			5	33
5	NAKATA Moe	FP	R	1991	4			2	129
6	KANNO Yumi	FP	R	1989	1		1	3	75
7	KOJO Yumi	FP	R	1992	2	1		5	120
8	KAKIICHI Erina	FP	R	1991	8		2	3	139
9	TANAKA Ayaho	FP	R	1991	1		1	1	51
10	MORI Tsubasa	FP	L	1991	5	1		4	95
11	SUGIYAMA Midori	FP	R	1992	6		4	8	119
12	HASHIGUCHI Mitsuki	FP	R	1994				2	62
13	AOKI Miyuu	GK	R	1993					
Head Coach		FUJIWARA Hidenori							
Official		ENOMOTO Itaru							
Official		OI Keiji							

JPN Played	
RUS	5 - 24
ITA	6 - 14
CAN	7 - 13
HUN	5 - 16
FRA	10 - 4

LEGEND									
(C)	Captain	CB	Centre Back	CF	Centre Forward	D	Driver	FG	Field Goals
GK	Goalkeeper	L	Left	L/R	Left Handedness	R	Right	Min.	Minutes Played
Pers.	Personal	PG	Penalty Goals	Pos	Playing position	TO	Time Out		
TWPC	Technical Water Polo Committee								



Match 22

Results

Результаты

AUS 12 - 6 JPN

(0:1, 5:3, 4:2, 3:0)

Referees: MURRAY Martin (CAN)  
VASENIN Eduard (RUS)

FISU Delegate: CLEMENCON Jean-Paul

AUS - Australia (White)

Cap No.	Name	Estimated Time Played	Goals/Shots							AS	TF	ST	BL	SP	Personal Fouls					
			Total	%	A	C	X	5m	PS						CA	20C	20F	2EX	P	EX
*1	RISBY Victoria	32:00	0/1	0.0%				0/1												
*2	COLENSO Bronte	21:20	1/4	25.0%	0/2		1/2			2	2	1								
3	ARMIT Elle	16:41	3/7	42.9%	0/1	2/3		1/3		4	3						1		1	
*4	MARTIN Jessica	10:19	0/2	0.0%		0/2				2										
5	CASEY Pascale	17:08	1/1	100.0%		1/1				1	1			0/1		2				
6	SYMONS Belinda	14:38	0/2	0.0%	0/1	0/1				1	2									
*7	SCHMID Maddiso	24:53	2/3	66.7%	2/2	0/1				1	1	6		3/3						
*8	COBURN Madeline	19:21	1/1	100.0%			1/1				1	2								
9	BROWNE Eliesha	12:48	0/1	0.0%	0/1							1				1				
*10	BENSON Emily	13:33									4	2								
11	MASEK Ainsley	17:18									3									
*12	KING Olivia	24:01	4/6	66.7%	1/2		1/1	1/2	1/1			4				1				
13	REID Serena																			
Totals			12/28	42.9%	3/9	3/8	3/4	2/6	1/1		5	22	19		3/4	4	1		1	
Cap No.	Goalkeepers	Save/Shots							Time Outs		Exclusions with Substitution		Exclusions w/Subst after 4 min.							
		Total	%	A	C	X	5m	PS	CA											
*1	RISBY Victoria	9/15	60.0%	3/3		2/3	2/5	1/1	1/3											
13	REID Serena																			
Totals		9/15	60.0%	3/3		2/3	2/5	1/1	1/3											

JPN - Japan (Blue)

Cap No.	Name	Estimated Time Played	Goals/Shots							AS	TF	ST	BL	SP	Personal Fouls					
			Total	%	A	C	X	5m	PS						CA	20C	20F	2EX	P	EX
*1	MIURA Rikako	32:00										4								
2	HASHIMOTO Minori																			
*3	OGAWA Saki	30:09	1/1	100.0%					1/1	1	2	2		1/3		1				
4	TAKAHASHI Ayaka	6:52									4					1				
*5	NAKATA Moe	27:54								1	1	1		0/1						
6	KANNO Yumi	8:00									2	1								
*7	KOJO Yumi	29:53	0/6	0.0%	0/2		0/1	0/3		2	5	2				1		1		
*8	KAKIICHI Erina	29:57	1/3	33.3%			1/1	0/1	0/1		7									
9	TANAKA Ayaho	9:07	1/2	50.0%			0/1		1/1		1	2			1					
10	MORI Tsubasa	14:34	0/1	0.0%	0/1						1					1				
*11	SUGIYAMA Midori	24:07	3/5	60.0%				3/4	0/1	1	3	1			1					
*12	HASHIGUCHI Mitsuki	11:27									1					1				
13	AOKI Miyuu																			
Totals			6/18	33.3%	0/3		1/3	3/8	0/1	2/3	5	29	13		1/4	2	5		1	
Cap No.	Goalkeepers	Save/Shots							Time Outs		Exclusions with Substitution		Exclusions w/Subst after 4 min.							
		Total	%	A	C	X	5m	PS	CA											
*1	MIURA Rikako	9/21	42.9%	4/7	3/6	1/4	1/3	0/1												
13	AOKI Miyuu																			
Totals		9/21	42.9%	4/7	3/6	1/4	1/3	0/1												



Match 22

Results

Результаты

**AUS 12 - 6 JPN**

(0:1, 5:3, 4:2, 3:0)

Referees: MURRAY Martin (CAN)  
VASENIN Eduard (RUS)

FISU Delegate: CLEMENCON Jean-Paul

Period	AUS - Australia												JPN - Japan																
	Possessions		EX	Goals (G) / Misses (M)								CT	Possessions		EX	Goals (G) / Misses (M)								CT					
	#	Time		X		AA		FT		5mF			PS			#	Time	X		AA		FT			5mF		PS		
			G	M	G	M	G	M	G	M	G	M	G	M	G			M	G	M	G	M	G	M					
Quarter 1	14	4:26		0	1	4	4						3	11	3:34			1	1				1						
Quarter 2	12	3:52		1		4		1		1			13	4:08		1		1	1			1	1		1		1	1	
Quarter 3	13	4:17		1		2	4		1		1	1	1	11	3:43		0	1		1			2	2					
Quarter 4	11	4:19		1			3						12	3:41		0	1		2				1						
<b>Total</b>	<b>50</b>	<b>16:54</b>		<b>3</b>	<b>1</b>	<b>6</b>	<b>11</b>		<b>2</b>	<b>2</b>	<b>2</b>	<b>1</b>	<b>4</b>	<b>47</b>	<b>15:06</b>		<b>1</b>	<b>2</b>	<b>2</b>	<b>4</b>			<b>3</b>	<b>5</b>		<b>1</b>	<b>1</b>		

Match AUS - JPN														
Possessions		EX	2EX	Goals (G) / Misses (M)								CT		
#	Time			X		AA		FT		5mF			PS	
		G	M	G	M	G	M	G	M	G	M			
97	32:00			4	3	8	15		2	5	7	1	1	5

LEGEND			
#	Number of possessions	%	Efficiency
20F	20 seconds exclusion in the field		2EX
A	Action shot	AA	All action shots (A, C and CA)
CA	Counter Attack	CT	Corner Throws
EX	Exclusion (S - with substitution, N - with substitution after 4 min.)		BL
M	Misses	P	Penalty
TF	Turnover Fouls	PS	Penalty shot
		TWPC	Technical Water Polo Committee
		*	Starting line-up
		20C	20 seconds exclusion in the centre forward position
		5m	5 metre shot
		AS	Assists
		5mF	5m shot in the field
		C	Centre shot
		FT	Free throw
		G	Goals
		SP	Sprint (Won/Sprints)
		ST	Steals
		X	Extra player shot

Timing and Results provided by TISSOT





Match 23

Start List

Стартовый список

Referees: BIRRI Gabriella Erzsebet (HUN) Goal Judges: RAKOVIC KRSTONOSIC Ivanka (SRB)

ITA - CAN  
HOHRYAKOVA Anna  
BUBNOVA Tatyana

Timekeepers: SAVCHENKO Nataliya  
MAZHIRINA Olga  
DREVAL Svetlana

FISU Delegate: VASILEIOU Nikolaos

TO Judges: GALIMZYANOVA Olga  
KOMAROVA Ekaterina

Secretaries: MORUSHENKO Maiia  
DMITRIEVA Anastasiia

ITA - Italy (White)

Cap No.	Name	Pos	L/R	Year of Birth	Tournament Statistics				
					FG	PG	Assists	Pers. Fouls	Min.
1	GORLERO Giulia	GK	R	1990			1		130
2	BARTOLINI Giulia	FP	R	1990	6		6	4	116
3	VERDUCCI Martina	FP	R	1993	1		1	4	59
4	GIACHI Gloria	FP	R	1991	2		2	5	67
5	SAVIOLI Martina	FP	R	1990	9	1	3	3	125
6	MILLO Alessia	FP	R	1993	2		4	4	87
7	SAVIOLI Ilaria	FP	R	1990	2		2	5	78
8	MOTTA Silvia (C)	FP	R	1988	9		3	4	119
9	VERDE Medea	FP	R	1991	9			3	95
10	BENCARDINO Martina	FP	R	1987	2			3	52
11	DROCCO Laura	FP	R	1987	1			3	71
12	BARZON Laura	FP	R	1992	10	1	1	3	93
13	TEANI Laura	GK	R	1991				1	30
Head Coach		CAPANNA Marco							
Official		CASTELLI Arnaldo							
Official		GRASSI Giacomo							

ITA Played	
CAN	10 - 11
JPN	14 - 6
RUS	11 - 19
AUS	13 - 7
RUS	7 - 14

CAN - Canada (Blue)

Cap No.	Name	Pos	L/R	Year of Birth	Tournament Statistics				
					FG	PG	Assists	Pers. Fouls	Min.
1	GAUDREAU Jessica Francine	GK	R	1994			1		112
2	McKEE Kelly Blair	FP	R	1992	6	2	6	7	136
3	LEKNES Francis Rae	FP	R	1994	5			3	73
4	STEENKAMER Rebekka Katherine	FP	R	1993	3			5	63
5	KOTYLAK Danika Christine	FP	R	1995	2			1	41
6	MOLDE Taylor Marie	FP	R	1995	1		1	3	77
7	TAYLOR Shelby Michelle	FP	R	1993	1			4	61
8	ROBINSON Cara Dawn	FP	R	1994	1		1	6	119
9	SOHI Gurpreet Kaur	FP	R	1994	4		3	4	99
10	TIELMANN Alexa Danielle	FP	R	1994	4			3	60
11	LEMAY-LAVOIE Elyse	FP	R	1994	1		4	4	92
12	FOURNIER Shae Chantal (C)	FP	R	1992	13		3	3	140
13	WRIGHT Claire Dawn	GK	R	1994					48
Head Coach		ROBINSON Andrew							
Official		MITCHELL Justin Michel							
Official		HART David Andrew							

CAN Played	
ITA	11 - 10
RUS	4 - 24
JPN	13 - 7
FRA	9 - 8
HUN	6 - 7

LEGEND									
(C)	Captain	CB	Centre Back	CF	Centre Forward	D	Driver	FG	Field Goals
GK	Goalkeeper	L/R	Handedness	Min.	Minutes Played	R	Right	TO	Time Out
Pers.	Personal	PG	Penalty Goals	Pos	Playing position				
TWPC	Technical Water Polo Committee								



Match 23

Results

Результаты

ITA 6 - 5 CAN

(1:2, 2:1, 2:1, 1:1)

Referees: BIRRI Gabriella Erzsebet (HUN)  
RAKOVIC KRSTONOSIC Ivanka (SRB)

FISU Delegate: VASILEIOU Nikolaos

ITA - Italy (White)

Cap No.	Name	Estimated Time Played	Goals/Shots								AS	TF	ST	BL	SP	Personal Fouls					
			Total	%	A	C	X	5m	PS	CA						20C	20F	2EX	P	EX	
1	GORLERO Giulia	0:23																			
*2	BARTOLINI Giulia	29:43	1/7	14.3%	0/2		1/1	0/4			2	1							1		
3	VERDUCCI Martina	2:58	0/1	0.0%				0/1													
4	GIACHI Gloria	13:54	1/1	100.0%	1/1									1					1		
*5	SAVIOLI Martina	29:02	1/3	33.3%	0/1			0/1					1						1		
6	MILLO Alessia	13:16	1/3	33.3%				1/3				1							1		
7	SAVIOLI Ilaria	5:57	0/2	0.0%				0/2			1								1		
*8	MOTTA Silvia	28:26	1/4	25.0%			1/1	0/3				2	2	1							
*9	VERDE Medea	19:35	1/3	33.3%		1/2	0/1					2									
10	BENCARDINO Martina	8:38	0/1	0.0%			0/1														
*11	DROCCO Laura	16:14	0/2	0.0%	0/1			0/1			1	1			4/4						
*12	BARZON Laura	24:17	0/4	0.0%	0/1	0/1	0/1	0/1				2									
*13	TEANI Laura	31:37									1		1								
Totals			6/31	19.4%	1/6	1/3	2/5	1/16		1/1	5	9	4	2	4/4	3	1				
Cap No.	Goalkeepers	Save/Shots								Time Outs		Exclusions with Substitution		Exclusions w/Subst after 4 min.							
		Total	%	A	C	X	5m	PS	CA												
1	GORLERO Giulia	1/1	100.0%				1/1														
*13	TEANI Laura	8/13	61.5%	4/5		3/4	1/4														
Totals		9/14	64.3%	4/5		3/4	2/5														

CAN - Canada (Blue)

Cap No.	Name	Estimated Time Played	Goals/Shots								AS	TF	ST	BL	SP	Personal Fouls					
			Total	%	A	C	X	5m	PS	CA						20C	20F	2EX	P	EX	
1	GAUDREAU Jessica Francine																				
*2	McKEE Kelly Blair	32:00	1/4	25.0%			1/4					3		1					1		
*3	LEKNESS Francis Rae	22:48	0/2	0.0%	0/1		0/1					2	1								
*4	STEENKAMER Rebekka Katherine	14:43	0/1	0.0%		0/1						1	1					1	1		
5	KOTYLAK Danika Christine	5:18												1							
6	MOLDE Taylor Marie	10:53	0/1	0.0%	0/1																
7	TAYLOR Shelby Michelle	7:50	0/1	0.0%			0/1							1					1		
*8	ROBINSON Cara Dawn	24:53	0/2	0.0%	0/1		0/1				1	2			0/3			1			
*9	SOHI Gurpreet Kaur	26:42	1/4	25.0%	1/2		0/2					3	1	1	0/1			1			
10	TIELMANN Alexa Danielle	14:53										1							2		
11	LEMAY-LAVOIE Elyse																				
*12	FOURNIER Shae Chantal	32:00	3/8	37.5%	0/1		1/3	2/4				2	2	2							
*13	WRIGHT Claire Dawn	32:00																			
Totals			5/23	21.7%	1/6	0/1	1/4	3/12			1	16	7	5	0/4	5	3				
Cap No.	Goalkeepers	Save/Shots								Time Outs		Exclusions with Substitution		Exclusions w/Subst after 4 min.							
		Total	%	A	C	X	5m	PS	CA												
1	GAUDREAU Jessica Francine																				
*13	WRIGHT Claire Dawn	9/15	60.0%	2/3	0/1	1/3	6/7		0/1												
Totals		9/15	60.0%	2/3	0/1	1/3	6/7		0/1												





Match 24

Start List

Стартовый список

RUS - HUN

Referees: MEBUKE Vakhtang (GEO)  
DESLIERES Marie-Claude (CAN)

Goal Judges: BOROS DJEVI Gabor  
MATIJASEVIC Sinisa

Timekeepers: TAHARA Tadao  
MAZHIRINA Olga  
DREVAL Svetlana

FISU Delegate: CLEMENCON Jean-Paul

TO Judges: GALIMZYANOVA Olga  
KOMAROVA Ekaterina

Secretaries: MORUSHENKO Maiia  
DMITRIEVA Anastasiia

RUS - Russian Fed. (White)

Cap No.	Name	Pos	L/R	Year of Birth	Tournament Statistics				
					FG	PG	Assists	Pers. Fouls	Min.
1	USTUKHINA Anna	GK	R	1989			1	1	56
2	ANTONOVA Diana	FP	R	1993	10		6	4	84
3	PROKOFYEVA Ekaterina	FP	R	1991	13	2	8	6	93
4	KARIMOVA Elvina	FP	R	1994	11		5	4	128
5	ANTONOVA Alexandra	FP	L	1991	6	1	10	9	123
6	PERFILEIEVA Nataliya	FP	R	1995	4			2	63
7	LISUNOVA Ekaterina	FP	R	1989	18	1	4	1	62
8	GRINEVA Anna	FP	R	1988	3		3	4	48
9	ZELENTSOVA Ekaterina	FP	R	1991	3		2	2	76
10	BELIAEVA Olga	FP	R	1985	18		11	2	121
11	IVANOVA Evgeniya (C)	FP	R	1987	9		12	8	108
12	KRIMER Ksenia	FP	R	1992	2		3	7	53
13	KARNAUKH Anna	GK	R	1993			3		104
<b>Head Coach</b>		NAKORAYKOV Mikhail							
<b>Official</b>		OGORODNIKOV Alexandr							
<b>Official</b>		KOSTIKOV Konstantin							

RUS Played	
JPN	24 - 5
CAN	24 - 4
ITA	19 - 11
USA	20 - 7
ITA	14 - 7

HUN - Hungary (Blue)

Cap No.	Name	Pos	L/R	Year of Birth	Tournament Statistics				
					FG	PG	Assists	Pers. Fouls	Min.
1	GANGL Edina	GK		1990					144
2	ARKOSY Lilla	FP		1990	2			1	22
3	CSABAI Dora	FP		1989	8		3	4	130
4	KISTELEKI Hanna Anna	FP		1991	9	1	3	7	127
5	GEMES Alexa Anett	FP		1994	1	5	3	2	139
6	DALMADY Petra	FP		1989	3		1	10	75
7	DALMADY Szandra Kata	FP		1987	3		6	11	82
8	POCSI Bianka (C)	FP		1990	1		2	1	55
9	HEVESI Anita	FP		1989	4		1	5	132
10	KOCSIS Laura	FP		1992	2		1		71
11	SOMHEGYI Noemi	FP		1991	14		1	3	110
12	ZAJACZ Hanna	FP		1993				1	17
13	GUNDL Diana Agnes	GK		1991					16
<b>Head Coach</b>		KELEMEN Attila Janos							
<b>Official</b>		ROTLER Antal							
<b>Official</b>		KOCSIS Koppany Peter							

HUN Played	
USA	12 - 5
AUS	10 - 6
FRA	8 - 8
JPN	16 - 5
CAN	7 - 6

LEGEND									
(C)	Captain	CB	Centre Back	CF	Centre Forward	D	Driver	FG	Field Goals
GK	Goalkeeper	L	Left	L/R	Left Handedness	R	Right	Min.	Minutes Played
Pers.	Personal	PG	Penalty Goals	Pos	Playing position	TO	Time Out		
TWPC	Technical Water Polo Committee								



Match 24

Results

Результаты

RUS 18 - 11 HUN

(6:4, 6:2, 1:1, 5:4)

Referees: MEBUKE Vakhtang (GEO)  
DESLIERES Marie-Claude (CAN)

FISU Delegate: CLEMENCON Jean-Paul

RUS - Russian Fed. (White)

Cap No.	Name	Estimated Time Played	Goals/Shots							AS	TF	ST	BL	SP	Personal Fouls						
			Total	%	A	C	X	5m	PS						CA	20C	20F	2EX	P	EX	
1	USTUKHINA Anna																				
2	ANTONOVA Diana	11:44	0/4	0.0%	0/1		0/1	0/1		0/1	1		1	2/2							
*3	PROKOFYEVA Ekaterina	32:00	3/7	42.9%	0/1		0/1	1/3	1/1	1/1	3	1	3	1	0/1		1				
*4	KARIMOVA Elvina	20:11	1/2	50.0%	0/1		1/1					5	2	1			1				
*5	ANTONOVA Alexandra	23:05	1/4	25.0%	1/2		0/1	0/1			1	1	2	0/1				1			
6	PERFILIEVA Nataliya	3:49																			
*7	LISUNOVA Ekaterina	18:39	6/7	85.7%		1/1	4/4	0/1		1/1	2		1				1				
8	GRINEVA Anna	6:07	0/1	0.0%				0/1								1			1		
9	ZELENTSOVA Ekaterina	20:55	1/3	33.3%		1/2	0/1					2	3						2		
*10	BELIAEVA Olga	29:12	4/11	36.4%	1/1	2/6	1/3			0/1	1	4	1								
*11	IVANOVA Evgeniya	26:18	2/3	66.7%				1/2		1/1	4		1						1		
12	KRIMER Ksenia																				
*13	KARNAUKH Anna	32:00											2								
Totals			18/42	42.9%	2/6	4/9	6/12	2/9	1/1	3/5	12	13	16	2	2/4		1	3		5	
Cap No.	Goalkeepers	Save/Shots							Time Outs		Exclusions with Substitution		Exclusions w/Subst after 4 min.								
		Total	%	A	C	X	5m	PS	CA												
1	USTUKHINA Anna																				
*13	KARNAUKH Anna	7/18	38.9%	1/4	3/4	0/2	2/4	1/4													
Totals		7/18	38.9%	1/4	3/4	0/2	2/4	1/4													

HUN - Hungary (Blue)

Cap No.	Name	Estimated Time Played	Goals/Shots							AS	TF	ST	BL	SP	Personal Fouls						
			Total	%	A	C	X	5m	PS						CA	20C	20F	2EX	P	EX	
*1	GANGL Edina	32:00										4									
2	ARKOSY Lilla	4:26															2				
*3	CSABAI Dora	27:23	2/6	33.3%	1/1	0/3		1/1	0/1			3		1		1	1				
*4	KISTELEKI Hanna Anna	26:27	4/8	50.0%	1/3		2/2	0/2	1/1		2		2	2/3		1		1			
*5	GEMES Alexa Anett	25:13	2/4	50.0%				0/1	2/3		1	1				1	1				
6	DALMADY Petra	10:09	0/3	0.0%	0/1			0/2			1	2		2		2					
*7	DALMADY Szandra Kata	18:01	1/2	50.0%				1/2			2	3	1			2					
8	POCSI Bianka	10:24	1/1	100.0%		1/1						1									
*9	HEVESI Anita	20:39	0/1	0.0%	0/1							2	1	1		2					
10	KOCSIS Laura	21:07														1					
*11	SOMHEGYI Noemi	21:37	0/6	0.0%		0/3		0/3				7		0/1		1					
12	ZAJACZ Hanna	6:34	1/1	100.0%	1/1																
13	GUNDL Diana Agnes																				
Totals			11/32	34.4%	3/7	1/7	2/2	2/11	3/5		4	22	6	6	2/4		12	3		1	
Cap No.	Goalkeepers	Save/Shots							Time Outs		Exclusions with Substitution		Exclusions w/Subst after 4 min.								
		Total	%	A	C	X	5m	PS	CA												
*1	GANGL Edina	12/30	40.0%	3/5	2/6	3/9	3/5	0/1	1/4												
13	GUNDL Diana Agnes																				
Totals		12/30	40.0%	3/5	2/6	3/9	3/5	0/1	1/4												



Match 24

Results

Результаты

**RUS 18 - 11 HUN**

(6:4, 6:2, 1:1, 5:4)

Referees: MEBUKE Vakhtang (GEO)  
DESLIERES Marie-Claude (CAN)

FISU Delegate: CLEMENCON Jean-Paul

Period	RUS - Russian Fed.											HUN - Hungary																				
	Possessions		EX	Goals (G) / Misses (M)								CT	Possessions		EX	Goals (G) / Misses (M)								CT								
	#	Time		G	M	G	M	G	M	G	M		G	M		G	M	G	M	G	M											
Quarter 1	15	4:03		2		4	4							1			15	3:57		1		1	3				1		1			
Quarter 2	11	3:18		3		1							1	2	1		14	4:42				1					3	1	1		3	
Quarter 3	15	4:46		0	5	1	2							3			12	3:14					4		1		1	1	1			
Quarter 4	14	4:02		1	1	3	5						1	1			13	3:58		1		2	3			1	4					
<b>Total</b>	<b>55</b>	<b>16:09</b>		<b>6</b>	<b>6</b>	<b>9</b>	<b>11</b>						<b>2</b>	<b>7</b>	<b>1</b>		<b>54</b>	<b>15:51</b>		<b>2</b>		<b>4</b>	<b>10</b>		<b>1</b>	<b>2</b>	<b>8</b>	<b>3</b>	<b>2</b>		<b>3</b>	

Match RUS - HUN														
Possessions		EX	2EX	Goals (G) / Misses (M)								CT		
#	Time			X	AA	FT	5mF	PS	G	M	G		M	
109	32:00			8	6	13	21		1	4	15	4	2	3

LEGEND												
#	Number of possessions	%	Efficiency	*	Starting line-up	20C	20 seconds exclusion in the centre forward position					
20F	20 seconds exclusion in the field			2EX	Double Exclusion	5m	5 metre shot		5mF	5m shot in the field		
A	Action shot	AA	All action shots (A, C and CA)		AS	Assists		C	Centre shot			
CA	Counter Attack	CT	Corner Throws		BL	Blocked shots		FT	Free throw			
EX	Exclusion (S - with substitution, N - with substitution after 4 min.)			P	Penalty	PS	Penalty shot		SP	Sprint (Won/Sprints)	ST	Steals
M	Misses			P	Penalty	PS	Penalty shot		SP	Sprint (Won/Sprints)	ST	Steals
TF	Turnover Fouls		TWPC	Technical Water Polo Committee		X	Extra player shot					

Timing and Results provided by TISSOT



**Official Communication**  
Официальное сообщение

**WP**

**Item: 1**

**Italian assistant coach excluded by referee during the men's game no 07 SRB vs ITA**

**Summary:**

Suspension assistant coach Italy

**Details:**

Italian assistant coach is suspended for the next game ITA vs BRA on 8th July

Issued by: FISU Delegate  
Time: 22:26  
Date: 2013/07/07

This decision affects: RESULTS   
SCHEDULE   
OTHER



**Official Communication**  
Официальное сообщение

**Suspension assistant coach and player team ITA men**

Item: 2

**Italian assistant coach and player no 4 excluded by referee during the men's game no 27 USA vs ITA**

**Summary:**

Suspension assistant coach and player no 4 team ITA men

**Details:**

Italian assistant coach men's team is suspended for the next two games on 13th and 15th July  
Player no 4 Stefano Luongo, Italian men's team, is suspended for the next two games on 13th and 15th July

Issued by: FISU Delegate  
Time: 14:53  
Date: 2013/07/12

This decision affects: RESULTS   
SCHEDULE   
OTHER





**Official Communication**  
Официальное сообщение

**Suspension assistant coach team ITA women**

Item: 3

**Italian assistant coach excluded by referee during the women's game no 15 ITA vs AUS**

**Summary:**

Suspension assistant coach team ITA women

**Details:**

Italian assistant coach women's team is suspended for the next game on 14th July

Issued by: FISU Delegate  
Time: 20:46  
Date: 2013/07/12

This decision affects: RESULTS   
SCHEDULE   
OTHER