



Result Book

27th Summer Universiade in Kazan 2013



Basketball





Basketball Competition Schedule

Расписание соревнований

As of MON 15 JUL 2013 at 23:33

Date	Start Time	Teams	Phase	Game No.	Location	
SUN 7 JUL	10:00	SRB vs MGL	Men's Round 1 Group B	3	"Basket Hall" (Small Hall)	
	10:00	FIN vs CHI	Men's Round 1 Group D	9	"Miras" Sports Complex	
	Game cancelled	ROU vs PHI	Men's Round 1 Group B	1	"Basket Hall" (Main Hall)	
	12:30	CZE vs AUS	Men's Round 1 Group C	6	"Basket Hall" (Small Hall)	
	12:30	BRA vs CHN	Men's Round 1 Group D	10	"Miras" Sports Complex	
	13:00	JPN vs MEX	Men's Round 1 Group B	2	"Basket Hall" (Main Hall)	
	18:00	GER vs EST	Men's Round 1 Group A	7	"Basket Hall" (Small Hall)	
	18:00	LTU vs NOR	Men's Round 1 Group D	11	"Miras" Sports Complex	
	18:30	USA vs UAE	Men's Round 1 Group C	5	"Basket Hall" (Main Hall)	
	20:30	UKR vs KOR	Men's Round 1 Group A	8	"Basket Hall" (Small Hall)	
	20:30	CAN vs SWE	Men's Round 1 Group C	12	"Miras" Sports Complex	
	21:00	RUS vs OMA	Men's Round 1 Group A	4	"Basket Hall" (Main Hall)	
	MON 8 JUL	10:00	KOR vs OMA	Men's Round 1 Group A	14	"Miras" Sports Complex
		10:00	ROU vs JPN	Men's Round 1 Group B	16	"Basket Hall" (Small Hall)
		10:00	CHN vs NOR	Men's Round 1 Group D	23	"Olymp" Sport Hall
10:00		CAN vs JPN	Women's Round 1 Group C	5	"Biek Tau" Sports Complex	
10:30		GER vs UKR	Men's Round 1 Group A	13	"Basket Hall" (Main Hall)	
12:30		MEX vs MGL	Men's Round 1 Group B	17	"Basket Hall" (Small Hall)	
12:30		AUS vs SWE	Men's Round 1 Group C	20	"Miras" Sports Complex	
12:30		FIN vs BRA	Men's Round 1 Group D	24	"Olymp" Sport Hall	
12:30		TPE vs UKR	Women's Round 1 Group C	6	"Biek Tau" Sports Complex	
13:00		USA vs CZE	Men's Round 1 Group C	19	"Basket Hall" (Main Hall)	
Game cancelled		SRB vs PHI	Men's Round 1 Group B	18	"Basket Hall" (Small Hall)	
18:00		LTU vs CHI	Men's Round 1 Group D	21	"Miras" Sports Complex	
18:00		BRA vs CZE	Women's Round 1 Group B	3	"Olymp" Sport Hall	
18:00		FIN vs CHN	Women's Round 1 Group D	7	"Biek Tau" Sports Complex	
18:30		RUS vs MGL	Women's Round 1 Group A	1	"Basket Hall" (Main Hall)	
20:30		CAN vs UAE	Men's Round 1 Group C	22	"Miras" Sports Complex	
20:30		SWE vs POL	Women's Round 1 Group A	2	"Basket Hall" (Small Hall)	
20:30		USA vs MLI	Women's Round 1 Group B	4	"Olymp" Sport Hall	
20:30		AUS vs HUN	Women's Round 1 Group D	8	"Biek Tau" Sports Complex	
21:00		RUS vs EST	Men's Round 1 Group A	15	"Basket Hall" (Main Hall)	
TUE 9 JUL	10:00	ROU vs MGL	Men's Round 1 Group B	28	"Basket Hall" (Small Hall)	
	10:00	CAN vs UKR	Women's Round 1 Group C	11	"Miras" Sports Complex	
	10:30	GER vs OMA	Men's Round 1 Group A	25	"Basket Hall" (Main Hall)	
	Game cancelled	JPN vs PHI	Men's Round 1 Group B	29	"Basket Hall" (Small Hall)	
	12:30	TPE vs JPN	Women's Round 1 Group C	12	"Miras" Sports Complex	
	13:00	UKR vs EST	Men's Round 1 Group A	26	"Basket Hall" (Main Hall)	
	18:00	SRB vs MEX	Men's Round 1 Group B	30	"Basket Hall" (Small Hall)	
	18:00	BRA vs MLI	Women's Round 1 Group B	13	"Miras" Sports Complex	
	18:00	FIN vs HUN	Women's Round 1 Group D	15	"Olymp" Sport Hall	
	18:30	RUS vs POL	Women's Round 1 Group A	9	"Basket Hall" (Main Hall)	
	20:30	SWE vs MGL	Women's Round 1 Group A	10	"Basket Hall" (Small Hall)	
	20:30	USA vs CZE	Women's Round 1 Group B	14	"Miras" Sports Complex	
	20:30	AUS vs CHN	Women's Round 1 Group D	16	"Olymp" Sport Hall	
	21:00	RUS vs KOR	Men's Round 1 Group A	27	"Basket Hall" (Main Hall)	




Basketball Competition Schedule

Расписание соревнований

As of MON 15 JUL 2013 at 23:33

Date	Start Time	Teams	Phase	Game No.	Location	
WED 10 JUL	10:00	BRA vs CHI	Men's Round 1 Group D	34	"Basket Hall" (Small Hall)	
	10:00	CZE vs MLI	Women's Round 1 Group B	19	"Miras" Sports Complex	
	10:30	CZE vs UAE	Men's Round 1 Group C	31	"Basket Hall" (Main Hall)	
	12:30	FIN vs NOR	Men's Round 1 Group D	35	"Basket Hall" (Small Hall)	
	12:30	USA vs BRA	Women's Round 1 Group B	20	"Miras" Sports Complex	
	13:00	CAN vs AUS	Men's Round 1 Group C	33	"Basket Hall" (Main Hall)	
	18:00	LTU vs CHN	Men's Round 1 Group D	36	"Basket Hall" (Small Hall)	
	18:00	JPN vs UKR	Women's Round 1 Group C	21	"Miras" Sports Complex	
	18:00	CHN vs HUN	Women's Round 1 Group D	23	"Olymp" Sport Hall	
	18:30	RUS vs SWE	Women's Round 1 Group A	17	"Basket Hall" (Main Hall)	
	20:30	POL vs MGL	Women's Round 1 Group A	18	"Basket Hall" (Small Hall)	
	20:30	TPE vs CAN	Women's Round 1 Group C	22	"Miras" Sports Complex	
	20:30	AUS vs FIN	Women's Round 1 Group D	24	"Olymp" Sport Hall	
	21:00	USA vs SWE	Men's Round 1 Group C	32	"Basket Hall" (Main Hall)	
	THU 11 JUL	10:00	EST vs OMA	Men's Round 1 Group A	41	"Basket Hall" (Small Hall)
		10:00	UAE vs SWE	Men's Round 1 Group C	45	"Miras" Sports Complex
		10:30	CHI vs NOR	Men's Round 1 Group D	37	"Basket Hall" (Main Hall)
12:30		LTU vs BRA	Men's Round 1 Group D	39	"Miras" Sports Complex	
12:30		GER vs KOR	Men's Round 1 Group A	42	"Basket Hall" (Small Hall)	
13:00		FIN vs CHN	Men's Round 1 Group D	38	"Basket Hall" (Main Hall)	
Game cancelled		PHI vs MGL	Men's Round 1 Group B	43	"Basket Hall" (Small Hall)	
18:00		SRB vs JPN	Men's Round 1 Group B	47	"Miras" Sports Complex	
18:30		USA vs AUS	Men's Round 1 Group C	46	"Basket Hall" (Main Hall)	
20:30		ROU vs MEX	Men's Round 1 Group B	44	"Basket Hall" (Small Hall)	
20:30		CAN vs CZE	Men's Round 1 Group C	48	"Miras" Sports Complex	
21:00		RUS vs UKR	Men's Round 1 Group A	40	"Basket Hall" (Main Hall)	
FRI 12 JUL		10:00	JPN vs MGL	Men's Round 1 Group B	51	"Basket Hall" (Small Hall)
	10:00	LTU vs FIN	Men's Round 1 Group D	55	"Miras" Sports Complex	
	10:00	AUS vs UAE	Men's Round 1 Group C	57	"Olymp" Sport Hall	
	10:00	CHN vs JPN	Women's Classification (9-16)	29	"Biek Tau" Sports Complex	
	10:30	USA vs SWE	Women's Quarterfinals	25	"Basket Hall" (Main Hall)	
	12:30	KOR vs EST	Men's Round 1 Group A	49	"Miras" Sports Complex	
	12:30	UKR vs OMA	Men's Round 1 Group A	52	"Basket Hall" (Small Hall)	
	12:30	CZE vs SWE	Men's Round 1 Group C	58	"Olymp" Sport Hall	
	12:30	UKR vs FIN	Women's Classification (9-16)	30	"Biek Tau" Sports Complex	
	13:00	CAN vs USA	Men's Round 1 Group C	56	"Basket Hall" (Main Hall)	
	18:00	SRB vs ROU	Men's Round 1 Group B	53	"Basket Hall" (Small Hall)	
	18:00	CHN vs CHI	Men's Round 1 Group D	59	"Olymp" Sport Hall	
	18:00	AUS vs CAN	Women's Quarterfinals	27	"Miras" Sports Complex	
	18:00	POL vs MLI	Women's Classification (9-16)	31	"Biek Tau" Sports Complex	
	18:30	RUS vs CZE	Women's Quarterfinals	26	"Basket Hall" (Main Hall)	
	Game cancelled	MEX vs PHI	Men's Round 1 Group B	54	"Basket Hall" (Small Hall)	
	20:30	BRA vs NOR	Men's Round 1 Group D	60	"Olymp" Sport Hall	
	20:30	TPE vs HUN	Women's Quarterfinals	28	"Miras" Sports Complex	
	20:30	BRA vs MGL	Women's Classification (9-16)	32	"Biek Tau" Sports Complex	
21:00	RUS vs GER	Men's Round 1 Group A	50	"Basket Hall" (Main Hall)		
SAT 13 JUL	10:00	JPN vs MLI	Women's Classification (13-16)	37	"Miras" Sports Complex	
	10:30	CZE vs HUN	Women's Classification (5-8)	34	"Basket Hall" (Main Hall)	
	12:30	FIN vs MGL	Women's Classification (13-16)	38	"Miras" Sports Complex	
	13:00	SWE vs CAN	Women's Classification (5-8)	33	"Basket Hall" (Main Hall)	
	18:00	CHN vs POL	Women's Classification (9-12)	39	"Miras" Sports Complex	
	18:30	RUS vs TPE	Women's Semifinals	36	"Basket Hall" (Main Hall)	
	20:30	UKR vs BRA	Women's Classification (9-12)	40	"Miras" Sports Complex	
	21:00	USA vs AUS	Women's Semifinals	35	"Basket Hall" (Main Hall)	

Timing and Results provided by  **TISSOT**



Basketball Competition Schedule

Расписание соревнований


As of MON 15 JUL 2013 at 23:33

Date	Start Time	Teams	Phase	Game No.	Location	
SUN 14 JUL	10:00	USA vs NOR	Men's Classification (9-16)	67	"Miras" Sports Complex	
	10:00	SWE vs CHI	Men's Classification (17-24)	71	"Basket Hall" (Small Hall)	
	10:30	GER vs MGL	Men's Classification (9-16)	65	"Basket Hall" (Main Hall)	
	12:30	FIN vs CZE	Men's Classification (9-16)	68	"Miras" Sports Complex	
	12:30	CHN vs UAE	Men's Classification (17-24)	72	"Basket Hall" (Small Hall)	
	13:00	SRB vs EST	Men's Quarterfinals	62	"Basket Hall" (Main Hall)	
	18:00	CAN vs BRA	Men's Quarterfinals	63	"Miras" Sports Complex	
	Game cancelled	UKR vs	Men's Classification (17-24)	69	"Basket Hall" (Small Hall)	
	18:30	LTU vs AUS	Men's Quarterfinals	64	"Basket Hall" (Main Hall)	
	20:30	MEX vs KOR	Men's Classification (9-16)	66	"Miras" Sports Complex	
	20:30	JPN vs OMA	Men's Classification (17-24)	70	"Basket Hall" (Small Hall)	
	21:00	RUS vs ROU	Men's Quarterfinals	61	"Basket Hall" (Main Hall)	
	MON 15 JUL	10:00	GER vs USA	Men's Classification (9-12)	79	"Miras" Sports Complex
		10:00	CAN vs HUN	Women's Classification 7th-8th	41	"Basket Hall" (Small Hall)
		10:00	POL vs BRA	Women's Classification 11th-12th	43	"Olymp" Sport Hall
		10:00	MLI vs MGL	Women's Classification 15th-16th	45	"Biek Tau" Sports Complex
12:30		MEX vs FIN	Men's Classification (9-12)	80	"Miras" Sports Complex	
12:30		SWE vs CZE	Women's Classification 5th-6th	42	"Basket Hall" (Small Hall)	
12:30		CHN vs UKR	Women's Classification 9th-10th	44	"Olymp" Sport Hall	
12:30		JPN vs FIN	Women's Classification 13th-14th	46	"Biek Tau" Sports Complex	
14:00		SRB vs AUS	Men's Semifinals	76	"Basket Hall" (Main Hall)	
16:30		RUS vs CAN	Men's Semifinals	75	"Basket Hall" (Main Hall)	
18:00		ROU vs BRA	Men's Classification (5-8)	73	"Miras" Sports Complex	
18:00		MGL vs NOR	Men's Classification (13-16)	77	"Basket Hall" (Small Hall)	
Game cancelled		vs CHI	Men's Classification (21-24)	81	"Biek Tau" Sports Complex	
18:00		UKR vs SWE	Men's Classification (17-20)	83	"Olymp" Sport Hall	
19:00		AUS vs TPE	Women's Bronze Medal Game	47	"Basket Hall" (Main Hall)	
20:30		EST vs LTU	Men's Classification (5-8)	74	"Miras" Sports Complex	
20:30		KOR vs CZE	Men's Classification (13-16)	78	"Basket Hall" (Small Hall)	
20:30		OMA vs CHN	Men's Classification (21-24)	82	"Biek Tau" Sports Complex	
20:30		JPN vs UAE	Men's Classification (17-20)	84	"Olymp" Sport Hall	
21:30	USA vs RUS	Women's Gold Medal Game	48	"Basket Hall" (Main Hall)		
TUE 16 JUL	10:00	CHI vs CHN	Men's Classification 21th-22th	86	"Olymp" Sport Hall	
	10:00	UKR vs UAE	Men's Classification 19th-20th	87	"Miras" Sports Complex	
	10:00	SWE vs JPN	Men's Classification 17th-18th	88	"Basket Hall" (Small Hall)	
	10:30	BRA vs EST	Men's Classification 7th-8th	93	"Basket Hall" (Main Hall)	
	Game cancelled	vs OMA	Men's Classification 23th-24th	85	"Olymp" Sport Hall	
	12:30	MGL vs CZE	Men's Classification 15th-16th	89	"Miras" Sports Complex	
	12:30	NOR vs KOR	Men's Classification 13th-14th	90	"Basket Hall" (Small Hall)	
	13:00	ROU vs LTU	Men's Classification 5th-6th	94	"Basket Hall" (Main Hall)	
	15:00	GER vs MEX	Men's Classification 11th-12th	91	"Miras" Sports Complex	
	15:00	USA vs FIN	Men's Classification 9th-10th	92	"Basket Hall" (Small Hall)	
	19:00	CAN vs SRB	Men's Bronze Medal Game	95	"Basket Hall" (Main Hall)	
	21:30	RUS vs AUS	Men's Gold Medal Game	96	"Basket Hall" (Main Hall)	

NOTES

The schedule of the quarterfinal games will be available at the latest 1 hour after the last game of the preliminary round.
The schedule of the semifinal games will be available at the latest 1 hour after the last game of quarterfinal.

The Game No. M69, M81, M85 canceled due to disqualification of the Philippines Men's Basketball Team

Timing and Results provided by  **TISSOT**



Daily Schedule

Ежедневное соревнований

Start Time	Teams	Phase	Game No.	Location	Function	Game Officials Name
10:00	SRB vs MGL	Men's Round 1 Group B	3	Basket Hall 2	Referee Umpire Umpire Commissioner	SCHMIDT Boris (GER) CROSS Gina (USA) ARISAWA Shigeyuki (JPN)
10:00	FIN vs CHI	Men's Round 1 Group D	9	Miras Sports Complex	Referee Umpire Umpire Commissioner	KUCERA Stanislav (CZE) LASUIK Karen (CAN) OVINOV Semen (RUS)
10:30	ROU vs PHI	Men's Round 1 Group B	1	Basket Hall 1	Referee Umpire Umpire Commissioner	MIKHAYLOV Sergey (RUS) WANG Zebo (CHN) RODSAND Torkild (NOR)
12:30	CZE vs AUS	Men's Round 1 Group C	6	Basket Hall 2	Referee Umpire Umpire Commissioner	KRUG Sergey (RUS) WU Zhiwei (HKG) BOZHENAR Viktor (UKR)
12:30	BRA vs CHN	Men's Round 1 Group D	10	Miras Sports Complex	Referee Umpire Umpire Commissioner	VECHERSKIS Mindaugas (LTU) BELIAKOV Sergei (RUS) BUKURESTI Laszlo Lorand (ROU)
13:00	JPN vs MEX	Men's Round 1 Group B	2	Basket Hall 1	Referee Umpire Umpire Commissioner	MILLS Tim (AUS) OKHRIMENKO Vladimir (RUS) ALBLOUSHI Hussain (UAE)
18:00	GER vs EST	Men's Round 1 Group A	7	Basket Hall 2	Referee Umpire Umpire Commissioner	MATSUMOTO Kihamu (JPN) PAULIK Robert (CZE) VETROV Evgeny (RUS)
18:00	LTU vs NOR	Men's Round 1 Group D	11	Miras Sports Complex	Referee Umpire Umpire Commissioner	KENYON Reid Allan (CAN) AYALA PEREZ Jose Juan (MEX) AL BULUSHI Ahmed (OMA)
18:30	USA vs UAE	Men's Round 1 Group C	5	Basket Hall 1	Referee Umpire Umpire Commissioner	ZAPOLSKI Dariusz (POL) SUSLOV Timo (EST) TIEN Hsiao-Lun (TPE)
20:30	UKR vs KOR	Men's Round 1 Group A	8	Basket Hall 2	Referee Umpire Umpire Commissioner	SHORT Thomas (USA) RACYS Saulius (LTU) CALDWELL Toni le Anne (AUS)
20:30	CAN vs SWE	Men's Round 1 Group C	12	Miras Sports Complex	Referee Umpire Umpire Commissioner	MIKHAYLOV Sergey (RUS) GYORFFY Pal Attila (HUN) PEDIEV Volodymyr (UKR)
21:00	RUS vs OMA	Men's Round 1 Group A	4	Basket Hall 1	Referee Umpire Umpire Commissioner	IVANOVIC Ivana (SRB) SAREKOSKI Yrjo Johannes (FIN) HILKE Henri (FIN)



Daily Schedule

Ежедневное соревнований

Start Time	Teams	Phase	Game No.	Location	Function	Game Officials Name
10:00	KOR vs OMA	Men's Round 1 Group A	14	Miras Sports Complex	Referee Umpire Umpire Commissioner	VECHERSKIS Mindaugas (LTU) WANG Zebo (CHN) BUKURESTI Laszlo Lorand (ROU)
10:00	ROU vs JPN	Men's Round 1 Group B	16	Basket Hall 2	Referee Umpire Umpire Commissioner	ZAPOLSKI Dariusz (POL) VETROV Evgeny (RUS) RACYS Saulius (LTU)
10:00	CHN vs NOR	Men's Round 1 Group D	23	Olymp Sport Hall	Referee Umpire Umpire Commissioner	OKHRIMENKO Vladimir (RUS) BOZHENAR Viktor (UKR) SHORT Thomas (USA)
10:00	CAN vs JPN	Women's Round 1 Group C	5	Biek Tau Sports Complex	Referee Umpire Umpire Commissioner	PAULIK Robert (CZE) OVINOV Semen (RUS) BELIAKOV Sergei (RUS)
10:30	GER vs UKR	Men's Round 1 Group A	13	"Basket Hall" (Main Hall)	Referee Umpire Umpire Commissioner	MILLS Tim (AUS) KUCERA Stanislav (CZE) IVANOVIC Ivana (SRB)
12:30	MEX vs MGL	Men's Round 1 Group B	17	Basket Hall 2	Referee Umpire Umpire Commissioner	SAREKOSKI Yrjo Johannes (FIN) LASUIK Karen (CAN) WU Zhiwei (HKG)
12:30	AUS vs SWE	Men's Round 1 Group C	20	Miras Sports Complex	Referee Umpire Umpire Commissioner	KRUG Sergey (RUS) PEDIEV Volodymyr (UKR) KOVER Fabio (BRA)
12:30	FIN vs BRA	Men's Round 1 Group D	24	Olymp Sport Hall	Referee Umpire Umpire Commissioner	SCHMIDT Boris (GER) AYALA PEREZ Jose Juan (MEX) CALDWELL Toni le Anne (AUS)
12:30	TPE vs UKR	Women's Round 1 Group C	6	Biek Tau Sports Complex	Referee Umpire Umpire Commissioner	MIKHAYLOV Sergey (RUS) CROSS Gina (USA) RODSAND Torkild (NOR)
13:00	USA vs CZE	Men's Round 1 Group C	19	"Basket Hall" (Main Hall)	Referee Umpire Umpire Commissioner	SUSLOV Timo (EST) MATSUMOTO Kihamu (JPN) HILKE Henri (FIN)
18:00	SRB vs PHI	Men's Round 1 Group B	18	Basket Hall 2	Referee Umpire Umpire Commissioner	VECHERSKIS Mindaugas (LTU) PAULIK Robert (CZE) VETROV Evgeny (RUS)
18:00	LTU vs CHI	Men's Round 1 Group D	21	Miras Sports Complex	Referee Umpire Umpire Commissioner	BELIAKOV Sergei (RUS) AL BULUSHI Ahmed (OMA) BATBAYAR Ganzorig (MGL)
18:00	BRA vs CZE	Women's Round 1 Group B	3	Olymp Sport Hall	Referee Umpire Umpire Commissioner	OVINOV Semen (RUS) MILLS Tim (AUS) TIEN Hsiao-Lun (TPE)
18:00	FIN vs CHN	Women's Round 1 Group D	7	Biek Tau Sports Complex	Referee Umpire Umpire Commissioner	KENYON Reid Allan (CAN) ZAPOLSKI Dariusz (POL) OLIVEROS HENRIQUEZ Rodrigo Miguel (CHI)



Daily Schedule

Ежедневное соревнований

Start Time	Teams	Phase	Game No.	Location	Function	Game Officials Name
18:30	RUS vs MGL	Women's Round 1 Group A	1	"Basket Hall" (Main Hall)	Referee Umpire Umpire Commissioner	BUKURESTI Laszlo Lorand (ROU) SHORT Thomas (USA) ARISAWA Shigeyuki (JPN)
20:30	CAN vs UAE	Men's Round 1 Group C	22	Miras Sports Complex	Referee Umpire Umpire Commissioner	KRUG Sergey (RUS) RACYS Saulius (LTU) RODSAND Torkild (NOR)
20:30	SWE vs POL	Women's Round 1 Group A	2	Basket Hall 2	Referee Umpire Umpire Commissioner	IVANOVIC Ivana (SRB) SCHMIDT Boris (GER) GYORFFY Pal Attila (HUN)
20:30	USA vs MLI	Women's Round 1 Group B	4	Olymp Sport Hall	Referee Umpire Umpire Commissioner	WANG Zebo (CHN) OKHRIMENKO Vladimir (RUS) LASUIK Karen (CAN)
20:30	AUS vs HUN	Women's Round 1 Group D	8	Biek Tau Sports Complex	Referee Umpire Umpire Commissioner	BOZHENAR Viktor (UKR) MIKHAYLOV Sergey (RUS) DINIZ Karla (BRA)
21:00	RUS vs EST	Men's Round 1 Group A	15	"Basket Hall" (Main Hall)	Referee Umpire Umpire Commissioner	CALDWELL Toni le Anne (AUS) CROSS Gina (USA) ALBLOUSHI Hussain (UAE)



Daily Schedule

Ежедневное соревнований

Start Time	Teams	Phase	Game No.	Location	Function	Game Officials Name
10:00	ROU vs MGL	Men's Round 1 Group B	28	"Basket Hall" (Small Hall)	Referee Umpire Umpire Commissioner	PEDIEV Volodymyr (UKR) SAREKOSKI Yrjo Johannes (FIN) CROSS Gina (USA)
10:00	CAN vs UKR	Women's Round 1 Group C	11	"Miras" Sports Complex	Referee Umpire Umpire Commissioner	SUSLOV Timo (EST) KOVER Fabio (BRA) KUCERA Stanislav (CZE)
10:30	GER vs OMA	Men's Round 1 Group A	25	"Basket Hall" (Main Hall)	Referee Umpire Umpire Commissioner	PAULIK Robert (CZE) MATSUMOTO Kihamu (JPN) HILKE Henri (FIN)
12:30	TPE vs JPN	Women's Round 1 Group C	12	"Miras" Sports Complex	Referee Umpire Umpire Commissioner	AYALA PEREZ Jose Juan (MEX) AL BULUSHI Ahmed (OMA) GYORFFY Pal Attila (HUN)
13:00	UKR vs EST	Men's Round 1 Group A	26	"Basket Hall" (Main Hall)	Referee Umpire Umpire Commissioner	VECHERSKIS Mindaugas (LTU) SHORT Thomas (USA) WANG Zebo (CHN)
18:00	SRB vs MEX	Men's Round 1 Group B	30	"Basket Hall" (Small Hall)	Referee Umpire Umpire Commissioner	VETROV Evgeny (RUS) KOVER Fabio (BRA) ZAPOLSKI Dariusz (POL)
18:00	BRA vs MLI	Women's Round 1 Group B	13	"Miras" Sports Complex	Referee Umpire Umpire Commissioner	BUKURESTI Laszlo Lorand (ROU) LASUIK Karen (CAN) RODSAND Torkild (NOR)
18:00	FIN vs HUN	Women's Round 1 Group D	15	"Olymp" Sport Hall	Referee Umpire Umpire Commissioner	KRUG Sergey (RUS) TIEN Hsiao-Lun (TPE) BOZHENAR Viktor (UKR)
18:30	RUS vs POL	Women's Round 1 Group A	9	"Basket Hall" (Main Hall)	Referee Umpire Umpire Commissioner	KUCERA Stanislav (CZE) WU Zhiwei (HKG) CALDWELL Toni le Anne (AUS)
20:30	SWE vs MGL	Women's Round 1 Group A	10	"Basket Hall" (Small Hall)	Referee Umpire Umpire Commissioner	KENYON Reid Allan (CAN) HILKE Henri (FIN) AL BULUSHI Ahmed (OMA)
20:30	USA vs CZE	Women's Round 1 Group B	14	"Miras" Sports Complex	Referee Umpire Umpire Commissioner	GYORFFY Pal Attila (HUN) SAREKOSKI Yrjo Johannes (FIN) MATSUMOTO Kihamu (JPN)
20:30	AUS vs CHN	Women's Round 1 Group D	16	"Olymp" Sport Hall	Referee Umpire Umpire Commissioner	SCHMIDT Boris (GER) PEDIEV Volodymyr (UKR) SUSLOV Timo (EST)
21:00	RUS vs KOR	Men's Round 1 Group A	27	"Basket Hall" (Main Hall)	Referee Umpire Umpire Commissioner	AYALA PEREZ Jose Juan (MEX) MILLS Tim (AUS) IVANOVIC Ivana (SRB)



Daily Schedule

Ежедневное соревнований

Start Time	Teams	Phase	Game No.	Location	Function	Game Officials Name
10:00	BRA vs CHI	Men's Round 1 Group D	34	"Basket Hall" (Small Hall)	Referee Umpire Umpire Commissioner	SHORT Thomas (USA) BOZHENAR Viktor (UKR) CALDWELL Toni le Anne (AUS)
10:00	CZE vs MLI	Women's Round 1 Group B	19	"Miras" Sports Complex	Referee Umpire Umpire Commissioner	LASUIK Karen (CAN) OLIVEROS HENRIQUEZ Rodrigo Miguel (CHI) BATBAYAR Ganzorig (MGL)
10:30	CZE vs UAE	Men's Round 1 Group C	31	"Basket Hall" (Main Hall)	Referee Umpire Umpire Commissioner	MATSUMOTO Kihamu (JPN) AYALA PEREZ Jose Juan (MEX) DINIZ Karla (BRA)
12:30	FIN vs NOR	Men's Round 1 Group D	35	"Basket Hall" (Small Hall)	Referee Umpire Umpire Commissioner	ZAPOLSKI Dariusz (POL) KRUG Sergey (RUS) AL BULUSHI Ahmed (OMA)
12:30	USA vs BRA	Women's Round 1 Group B	20	"Miras" Sports Complex	Referee Umpire Umpire Commissioner	WANG Zebo (CHN) BUKURESTI Laszlo Lorand (ROU) ALBLOUSHI Hussain (UAE)
13:00	CAN vs AUS	Men's Round 1 Group C	33	"Basket Hall" (Main Hall)	Referee Umpire Umpire Commissioner	MIKHAYLOV Sergey (RUS) SUSLOV Timo (EST) GYORFFY Pal Attila (HUN)
18:00	LTU vs CHN	Men's Round 1 Group D	36	"Basket Hall" (Small Hall)	Referee Umpire Umpire Commissioner	KENYON Reid Allan (CAN) OVINOV Semen (RUS) ARISAWA Shigeyuki (JPN)
18:00	JPN vs UKR	Women's Round 1 Group C	21	"Miras" Sports Complex	Referee Umpire Umpire Commissioner	IVANOVIC Ivana (SRB) BELIAKOV Sergei (RUS) WU Zhiwei (HKG)
18:00	CHN vs HUN	Women's Round 1 Group D	23	"Olymp" Sport Hall	Referee Umpire Umpire Commissioner	OKHRIMENKO Vladimir (RUS) RACYS Saulius (LTU) KUCERA Stanislav (CZE)
18:30	RUS vs SWE	Women's Round 1 Group A	17	"Basket Hall" (Main Hall)	Referee Umpire Umpire Commissioner	CROSS Gina (USA) SAREKOSKI Yrjo Johannes (FIN) PAULIK Robert (CZE)
20:30	POL vs MGL	Women's Round 1 Group A	18	"Basket Hall" (Small Hall)	Referee Umpire Umpire Commissioner	MILLS Tim (AUS) DINIZ Karla (BRA) HILKE Henri (FIN)
20:30	TPE vs CAN	Women's Round 1 Group C	22	"Miras" Sports Complex	Referee Umpire Umpire Commissioner	VETROV Evgeny (RUS) KOVER Fabio (BRA) RODSAND Torkild (NOR)
20:30	AUS vs FIN	Women's Round 1 Group D	24	"Olymp" Sport Hall	Referee Umpire Umpire Commissioner	VECHERSKIS Mindaugas (LTU) PEDIEV Volodymyr (UKR) BATBAYAR Ganzorig (MGL)
21:00	USA vs SWE	Men's Round 1 Group C	32	"Basket Hall" (Main Hall)	Referee Umpire Umpire Commissioner	SCHMIDT Boris (GER) OLIVEROS HENRIQUEZ Rodrigo Miguel (CHI) TIEN Hsiao-Lun (TPE)



Daily Schedule

Ежедневное соревнований

Start Time	Teams	Phase	Game No.	Location	Function	Game Officials Name
10:00	EST vs OMA	Men's Round 1 Group A	41	"Basket Hall" (Small Hall)	Referee Umpire Umpire Commissioner	DINIZ Karla (BRA) OLIVEROS HENRIQUEZ Rodrigo Miguel (CHI) ZAPOLSKI Dariusz (POL)
10:00	UAE vs SWE	Men's Round 1 Group C	45	"Miras" Sports Complex	Referee Umpire Umpire Commissioner	BELIAKOV Sergei (RUS) SAREKOSKI Yrjo Johannes (FIN) WANG Zebo (CHN)
10:30	CHI vs NOR	Men's Round 1 Group D	37	"Basket Hall" (Main Hall)	Referee Umpire Umpire Commissioner	KUCERA Stanislav (CZE) SUSLOV Timo (EST) ALBLOUSHI Hussain (UAE)
12:30	LTU vs BRA	Men's Round 1 Group D	39	"Miras" Sports Complex	Referee Umpire Umpire Commissioner	SCHMIDT Boris (GER) MIKHAYLOV Sergey (RUS) BOZHENAR Viktor (UKR)
12:30	GER vs KOR	Men's Round 1 Group A	42	"Basket Hall" (Small Hall)	Referee Umpire Umpire Commissioner	VECHERSKIS Mindaugas (LTU) KOVER Fabio (BRA) CALDWELL Toni le Anne (AUS)
13:00	FIN vs CHN	Men's Round 1 Group D	38	"Basket Hall" (Main Hall)	Referee Umpire Umpire Commissioner	IVANOVIC Ivana (SRB) PAULIK Robert (CZE) GYORFFY Pal Attila (HUN)
18:00	PHI vs MGL	Men's Round 1 Group B	43	"Basket Hall" (Small Hall)	Referee Umpire Umpire Commissioner	KENYON Reid Allan (CAN) PEDIEV Volodymyr (UKR) HILKE Henri (FIN)
18:00	SRB vs JPN	Men's Round 1 Group B	47	"Miras" Sports Complex	Referee Umpire Umpire Commissioner	CROSS Gina (USA) MILLS Tim (AUS) WU Zhiwei (HKG)
18:30	USA vs AUS	Men's Round 1 Group C	46	"Basket Hall" (Main Hall)	Referee Umpire Umpire Commissioner	VETROV Evgeny (RUS) AYALA PEREZ Jose Juan (MEX) AL BULUSHI Ahmed (OMA)
20:30	ROU vs MEX	Men's Round 1 Group B	44	"Basket Hall" (Small Hall)	Referee Umpire Umpire Commissioner	OVINOV Semen (RUS) SHORT Thomas (USA) LASUIK Karen (CAN)
20:30	CAN vs CZE	Men's Round 1 Group C	48	"Miras" Sports Complex	Referee Umpire Umpire Commissioner	OKHRIMENKO Vladimir (RUS) RODSAND Torkild (NOR) ARISAWA Shigeyuki (JPN)
21:00	RUS vs UKR	Men's Round 1 Group A	40	"Basket Hall" (Main Hall)	Referee Umpire Umpire Commissioner	BUKURESTI Laszlo Lorand (ROU) RACYS Saulius (LTU) BATBAYAR Ganzorig (MGL)



Daily Schedule

Ежедневное соревнований

Start Time	Teams	Phase	Game No.	Location	Function	Game Officials Name
10:00	JPN vs MGL	Men's Round 1 Group B	51	"Basket Hall" (Small Hall)	Referee Umpire Umpire Commissioner	OVINOV Semen (RUS) RODSAND Torkild (NOR) AL BULUSHI Ahmed (OMA)
10:00	LTU vs FIN	Men's Round 1 Group D	55	"Miras" Sports Complex	Referee Umpire Umpire Commissioner	KUCERA Stanislav (CZE) OKHRIMENKO Vladimir (RUS) OLIVEROS HENRIQUEZ Rodrigo Miguel (CHI)
10:00	AUS vs UAE	Men's Round 1 Group C	57	"Olymp" Sport Hall	Referee Umpire Umpire Commissioner	BOZHENAR Viktor (UKR) PEDIEV Volodymyr (UKR) WU Zhiwei (HKG)
10:00	CHN vs JPN	Women's Classification (9-16)	29	"Biek Tau" Sports Complex	Referee Umpire Umpire Commissioner	BELIAKOV Sergei (RUS) SCHMIDT Boris (GER) ALBLOUSHI Hussain (UAE)
10:30	USA vs SWE	Women's Quarterfinals	25	"Basket Hall" (Main Hall)	Referee Umpire Umpire Commissioner	IVANOVIC Ivana (SRB) VETROV Evgeny (RUS) LASUIK Karen (CAN)
12:30	KOR vs EST	Men's Round 1 Group A	49	"Miras" Sports Complex	Referee Umpire Umpire Commissioner	CROSS Gina (USA) BUKURESTI Laszlo Lorand (ROU) RACYS Saulius (LTU)
12:30	UKR vs OMA	Men's Round 1 Group A	52	"Basket Hall" (Small Hall)	Referee Umpire Umpire Commissioner	KRUG Sergey (RUS) KENYON Reid Allan (CAN) HILKE Henri (FIN)
12:30	CZE vs SWE	Men's Round 1 Group C	58	"Olymp" Sport Hall	Referee Umpire Umpire Commissioner	VECHERSKIS Mindaugas (LTU) SHORT Thomas (USA) ZAPOLSKI Dariusz (POL)
12:30	UKR vs FIN	Women's Classification (9-16)	30	"Biek Tau" Sports Complex	Referee Umpire Umpire Commissioner	AYALA PEREZ Jose Juan (MEX) KOVER Fabio (BRA) ARISAWA Shigeyuki (JPN)
13:00	CAN vs USA	Men's Round 1 Group C	56	"Basket Hall" (Main Hall)	Referee Umpire Umpire Commissioner	MIKHAYLOV Sergey (RUS) SAREKOSKI Yrjo Johannes (FIN) DINIZ Karla (BRA)
18:00	SRB vs ROU	Men's Round 1 Group B	53	"Basket Hall" (Small Hall)	Referee Umpire Umpire Commissioner	OVINOV Semen (RUS) MILLS Tim (AUS) GYORFFY Pal Attila (HUN)
18:00	CHN vs CHI	Men's Round 1 Group D	59	"Olymp" Sport Hall	Referee Umpire Umpire Commissioner	PEDIEV Volodymyr (UKR) BELIAKOV Sergei (RUS) MATSUMOTO Kihamu (JPN)
18:00	AUS vs CAN	Women's Quarterfinals	27	"Miras" Sports Complex	Referee Umpire Umpire Commissioner	OKHRIMENKO Vladimir (RUS) WANG Zebo (CHN) PAULIK Robert (CZE)
18:00	POL vs MLI	Women's Classification (9-16)	31	"Biek Tau" Sports Complex	Referee Umpire Umpire Commissioner	OLIVEROS HENRIQUEZ Rodrigo Miguel (CHI) SUSLOV Timo (EST) TIEN Hsiao-Lun (TPE)



Daily Schedule

Ежедневное соревнований

Start Time	Teams	Phase	Game No.	Location	Function	Game Officials Name
18:30	RUS vs CZE	Women's Quarterfinals	26	"Basket Hall" (Main Hall)	Referee Umpire Umpire Commissioner	SCHMIDT Boris (GER) BOZHENAR Viktor (UKR) CALDWELL Toni le Anne (AUS)
20:30	MEX vs PHI	Men's Round 1 Group B	54	"Basket Hall" (Small Hall)	Referee Umpire Umpire Commissioner	SAREKOSKI Yrjo Johannes (FIN) CROSS Gina (USA) BATBAYAR Ganzorig (MGL)
20:30	BRA vs NOR	Men's Round 1 Group D	60	"Olymp" Sport Hall	Referee Umpire Umpire Commissioner	VETROV Evgeny (RUS) VECHERSKIS Mindaugas (LTU) ALBLOUSHI Hussain (UAE)
20:30	TPE vs HUN	Women's Quarterfinals	28	"Miras" Sports Complex	Referee Umpire Umpire Commissioner	KENYON Reid Allan (CAN) MIKHAYLOV Sergey (RUS) DINIZ Karla (BRA)
20:30	BRA vs MGL	Women's Classification (9-16)	32	"Biek Tau" Sports Complex	Referee Umpire Umpire Commissioner	LASUIK Karen (CAN) IVANOVIC Ivana (SRB) KRUG Sergey (RUS)
21:00	RUS vs GER	Men's Round 1 Group A	50	"Basket Hall" (Main Hall)	Referee Umpire Umpire Commissioner	KOVER Fabio (BRA) KUCERA Stanislav (CZE) RODSAND Torkild (NOR)



Daily Schedule

Ежедневное соревнований

Start Time	Teams	Phase	Game No.	Location	Function	Game Officials Name
10:00	JPN vs MLI	Women's Classification (13-16)	37	"Miras" Sports Complex	Referee Umpire Umpire Commissioner	BUKURESTI Laszlo Lorand (ROU) GYORFFY Pal Attila (HUN) TIEN Hsiao-Lun (TPE)
10:30	CZE vs HUN	Women's Classification (5-8)	34	"Basket Hall" (Main Hall)	Referee Umpire Umpire Commissioner	WANG Zebo (CHN) OKHRIMENKO Vladimir (RUS) HILKE Henri (FIN)
12:30	FIN vs MGL	Women's Classification (13-16)	38	"Miras" Sports Complex	Referee Umpire Umpire Commissioner	CALDWELL Toni le Anne (AUS) KUCERA Stanislav (CZE) AL BULUSHI Ahmed (OMA)
13:00	SWE vs CAN	Women's Classification (5-8)	33	"Basket Hall" (Main Hall)	Referee Umpire Umpire Commissioner	MIKHAYLOV Sergey (RUS) MILLS Tim (AUS) ZAPOLSKI Dariusz (POL)
18:00	CHN vs POL	Women's Classification (9-12)	39	"Miras" Sports Complex	Referee Umpire Umpire Commissioner	CROSS Gina (USA) OVINOV Semen (RUS) SUSLOV Timo (EST)
18:30	RUS vs TPE	Women's Semifinals	36	"Basket Hall" (Main Hall)	Referee Umpire Umpire Commissioner	SCHMIDT Boris (GER) LASUIK Karen (CAN) AYALA PEREZ Jose Juan (MEX)
20:30	UKR vs BRA	Women's Classification (9-12)	40	"Miras" Sports Complex	Referee Umpire Umpire Commissioner	IVANOVIC Ivana (SRB) SHORT Thomas (USA) MATSUMOTO Kihamu (JPN)
21:00	USA vs AUS	Women's Semifinals	35	"Basket Hall" (Main Hall)	Referee Umpire Umpire Commissioner	VECHERSKIS Mindaugas (LTU) DINIZ Karla (BRA) OLIVEROS HENRIQUEZ Rodrigo Miguel (CHI)



Daily Schedule

Ежедневное соревнований

Start Time	Teams	Phase	Game No.	Location	Function	Game Officials Name
10:00	USA vs NOR	Men's Classification (9-16)	67	"Miras" Sports Complex	Referee Umpire Umpire Commissioner	BUKURESTI Laszlo Lorand (ROU) SUSLOV Timo (EST) ALBLOUSHI Hussain (UAE)
10:00	SWE vs CHI	Men's Classification (17-24)	71	"Basket Hall" (Small Hall)	Referee Umpire Umpire Commissioner	ZAPOLSKI Dariusz (POL) KRUG Sergey (RUS) BATBAYAR Ganzorig (MGL)
10:30	GER vs MGL	Men's Classification (9-16)	65	"Basket Hall" (Main Hall)	Referee Umpire Umpire Commissioner	KOVER Fabio (BRA) VETROV Evgeny (RUS) ARISAWA Shigeyuki (JPN)
12:30	FIN vs CZE	Men's Classification (9-16)	68	"Miras" Sports Complex	Referee Umpire Umpire Commissioner	OVINOV Semen (RUS) PEDIEV Volodymyr (UKR) RACYS Saulius (LTU)
12:30	CHN vs UAE	Men's Classification (17-24)	72	"Basket Hall" (Small Hall)	Referee Umpire Umpire Commissioner	OKHRIMENKO Vladimir (RUS) RODSAND Torkild (NOR) GYORFFY Pal Attila (HUN)
13:00	SRB vs EST	Men's Quarterfinals	62	"Basket Hall" (Main Hall)	Referee Umpire Umpire Commissioner	MIKHAYLOV Sergey (RUS) MILLS Tim (AUS) AL BULUSHI Ahmed (OMA)
18:00	CAN vs BRA	Men's Quarterfinals	63	"Miras" Sports Complex	Referee Umpire Umpire Commissioner	VECHERSKIS Mindaugas (LTU) SHORT Thomas (USA) SAREKOSKI Yrjo Johannes (FIN)
18:30	LTU vs AUS	Men's Quarterfinals	64	"Basket Hall" (Main Hall)	Referee Umpire Umpire Commissioner	SCHMIDT Boris (GER) AYALA PEREZ Jose Juan (MEX) BOZHENAR Viktor (UKR)
20:30	MEX vs KOR	Men's Classification (9-16)	66	"Miras" Sports Complex	Referee Umpire Umpire Commissioner	PAULIK Robert (CZE) BELIAKOV Sergei (RUS) WU Zhiwei (HKG)
20:30	JPN vs OMA	Men's Classification (17-24)	70	"Basket Hall" (Small Hall)	Referee Umpire Umpire Commissioner	KUCERA Stanislav (CZE) GYORFFY Pal Attila (HUN) HILKE Henri (FIN)
21:00	RUS vs ROU	Men's Quarterfinals	61	"Basket Hall" (Main Hall)	Referee Umpire Umpire Commissioner	KENYON Reid Allan (CAN) RACYS Saulius (LTU) MATSUMOTO Kihamu (JPN)



Daily Schedule

Ежедневное соревнований

Start Time	Teams	Phase	Game No.	Location	Function	Game Officials Name
10:00	GER vs USA	Men's Classification (9-12)	79	"Miras" Sports Complex	Referee Umpire Umpire Commissioner	OKHRIMENKO Vladimir (RUS) VECHERSKIS Mindaugas (LTU) WU Zhiwei (HKG)
10:00	CAN vs HUN	Women's Classification 7th-8th	41	"Basket Hall" (Small Hall)	Referee Umpire Umpire Commissioner	OVINOV Semen (RUS) KOVER Fabio (BRA) BOZHENAR Viktor (UKR)
10:00	POL vs BRA	Women's Classification 11th-12th	43	"Olymp" Sport Hall	Referee Umpire Umpire Commissioner	VETROV Evgeny (RUS) PAULIK Robert (CZE) RODSAND Torkild (NOR)
10:00	MLI vs MGL	Women's Classification 15th-16th	45	"Biek Tau" Sports Complex	Referee Umpire Umpire Commissioner	KRUG Sergey (RUS) ZAPOLSKI Dariusz (POL) TIEN Hsiao-Lun (TPE)
12:30	MEX vs FIN	Men's Classification (9-12)	80	"Miras" Sports Complex	Referee Umpire Umpire Commissioner	MILLS Tim (AUS) MATSUMOTO Kihamu (JPN) ALBLOUSHI Hussain (UAE)
12:30	SWE vs CZE	Women's Classification 5th-6th	42	"Basket Hall" (Small Hall)	Referee Umpire Umpire Commissioner	MIKHAYLOV Sergey (RUS) PEDIEV Volodymyr (UKR) ARISAWA Shigeyuki (JPN)
12:30	CHN vs UKR	Women's Classification 9th-10th	44	"Olymp" Sport Hall	Referee Umpire Umpire Commissioner	KENYON Reid Allan (CAN) SUSLOV Timo (EST) HILKE Henri (FIN)
12:30	JPN vs FIN	Women's Classification 13th-14th	46	"Biek Tau" Sports Complex	Referee Umpire Umpire Commissioner	BUKURESTI Laszlo Lorand (ROU) GYORFFY Pal Attila (HUN) BATBAYAR Ganzorig (MGL)
14:00	SRB vs AUS	Men's Semifinals	76	"Basket Hall" (Main Hall)	Referee Umpire Umpire Commissioner	AYALA PEREZ Jose Juan (MEX) SHORT Thomas (USA) SAREKOSKI Yrjo Johannes (FIN)
16:30	RUS vs CAN	Men's Semifinals	75	"Basket Hall" (Main Hall)	Referee Umpire Umpire Commissioner	SCHMIDT Boris (GER) KUCERA Stanislav (CZE) OLIVEROS HENRIQUEZ Rodrigo Miguel (CHI)
18:00	ROU vs BRA	Men's Classification (5-8)	73	"Miras" Sports Complex	Referee Umpire Umpire Commissioner	VECHERSKIS Mindaugas (LTU) ZAPOLSKI Dariusz (POL) BELIAKOV Sergei (RUS)
18:00	MGL vs NOR	Men's Classification (13-16)	77	"Basket Hall" (Small Hall)	Referee Umpire Umpire Commissioner	PAULIK Robert (CZE) KRUG Sergey (RUS) BOZHENAR Viktor (UKR)
18:00	UKR vs SWE	Men's Classification (17-20)	83	"Olymp" Sport Hall	Referee Umpire Umpire Commissioner	KOVER Fabio (BRA) AL BULUSHI Ahmed (OMA) TIEN Hsiao-Lun (TPE)
19:00	AUS vs TPE	Women's Bronze Medal Game	47	"Basket Hall" (Main Hall)	Referee Umpire Umpire Commissioner	CROSS Gina (USA) LASUIK Karen (CAN) DINIZ Karla (BRA)



Daily Schedule

Ежедневное соревнований

Start Time	Teams	Phase	Game No.	Location	Function	Game Officials Name
20:30	EST vs LTU	Men's Classification (5-8)	74	"Miras" Sports Complex	Referee Umpire Umpire Commissioner	OVINOV Semen (RUS) KENYON Reid Allan (CAN) WU Zhiwei (HKG)
20:30	KOR vs CZE	Men's Classification (13-16)	78	"Basket Hall" (Small Hall)	Referee Umpire Umpire Commissioner	VETROV Evgeny (RUS) BUKURESTI Laszlo Lorand (ROU) RODSAND Torkild (NOR)
20:30	OMA vs CHN	Men's Classification (21-24)	82	"Biek Tau" Sports Complex	Referee Umpire Umpire Commissioner	OKHRIMENKO Vladimir (RUS) MILLS Tim (AUS) RACYS Saulius (LTU)
20:30	JPN vs UAE	Men's Classification (17-20)	84	"Olymp" Sport Hall	Referee Umpire Umpire Commissioner	MIKHAYLOV Sergey (RUS) PEDIEV Volodymyr (UKR) SUSLOV Timo (EST)
21:30	USA vs RUS	Women's Gold Medal Game	48	"Basket Hall" (Main Hall)	Referee Umpire Umpire Commissioner	IVANOVIC Ivana (SRB) WANG Zebo (CHN) CALDWELL Toni le Anne (AUS)



Daily Schedule

Ежедневное соревнований

Start Time	Teams	Phase	Game No.	Location	Function	Game Officials Name
10:00	CHI vs CHN	Men's Classification 21th-22th	86	"Olymp" Sport Hall	Referee Umpire Umpire Commissioner	SAREKOSKI Yrjo Johannes (FIN) RACYS Saulius (LTU) DINIZ Karla (BRA)
10:00	UKR vs UAE	Men's Classification 19th-20th	87	"Miras" Sports Complex	Referee Umpire Umpire Commissioner	KRUG Sergey (RUS) PAULIK Robert (CZE) RODSAND Torkild (NOR)
10:00	SWE vs JPN	Men's Classification 17th-18th	88	"Basket Hall" (Small Hall)	Referee Umpire Umpire Commissioner	VETROV Evgeny (RUS) SUSLOV Timo (EST) BATBAYAR Ganzorig (MGL)
10:30	BRA vs EST	Men's Classification 7th-8th	93	"Basket Hall" (Main Hall)	Referee Umpire Umpire Commissioner	OVINOV Semen (RUS) ZAPOLSKI Dariusz (POL) MATSUMOTO Kihamu (JPN)
12:30	MGL vs CZE	Men's Classification 15th-16th	89	"Miras" Sports Complex	Referee Umpire Umpire Commissioner	BOZHENAR Viktor (UKR) BELIAKOV Sergei (RUS) HILKE Henri (FIN)
12:30	NOR vs KOR	Men's Classification 13th-14th	90	"Basket Hall" (Small Hall)	Referee Umpire Umpire Commissioner	BUKURESTI Laszlo Lorand (ROU) WU Zhiwei (HKG) GYORFFY Pal Attila (HUN)
13:00	ROU vs LTU	Men's Classification 5th-6th	94	"Basket Hall" (Main Hall)	Referee Umpire Umpire Commissioner	OKHRIMENKO Vladimir (RUS) AYALA PEREZ Jose Juan (MEX) AL BULUSHI Ahmed (OMA)
15:00	GER vs MEX	Men's Classification 11th-12th	91	"Miras" Sports Complex	Referee Umpire Umpire Commissioner	OLIVEROS HENRIQUEZ Rodrigo Miguel (CHI) SHORT Thomas (USA) ALBLOUSHI Hussain (UAE)
15:00	USA vs FIN	Men's Classification 9th-10th	92	"Basket Hall" (Small Hall)	Referee Umpire Umpire Commissioner	KUCERA Stanislav (CZE) PEDIEV Volodymyr (UKR) ARISAWA Shigeyuki (JPN)
19:00	CAN vs SRB	Men's Bronze Medal Game	95	"Basket Hall" (Main Hall)	Referee Umpire Umpire Commissioner	MIKHAYLOV Sergey (RUS) MILLS Tim (AUS) KOVER Fabio (BRA)
21:30	RUS vs AUS	Men's Gold Medal Game	96	"Basket Hall" (Main Hall)	Referee Umpire Umpire Commissioner	VECHERSKIS Mindaugas (LTU) SCHMIDT Boris (GER) KENYON Reid Allan (CAN)



Medallists by Event

Медалисты по дисциплинам

As of TUE 16 JUL 2013

AFTER 2 OF 2 EVENTS

Event	Date	Medal	Name	Ctry Code
Men	16 JUL 2013	GOLD	ANTIPOV Pavel ANTONOV Semen BALASHOV Nikita GRIGORYEV Maxim IVLEV Vladimir KARASEV Sergey KHVOSTOV Dmitriy KULAGIN Dmitrii VALIEV Evgeny VIKHROV Artem ZARYAZHKO Victor ZUBKOV Andrey	RUS
		SILVER	ANDRONICOS Matthew BAIRSTOW Cameron BLANCHFIELD Todd BROEKHOFF Ryan CADEE Jason DUMOVIC Andrija ELLIS Cody HADZIOMEROVIC Igor NORTON Mitch ODIGIE Owen STEINDL Clint YOUNG Mitch	AUS
		BRONZE	BALABAN Darko DIMIC Milos DJOKIC Dejan DRENOVAC Dorde GAGIC Dorde JOVIC Stefan KALINIC Nikola MAJSTOROVIC Dorde MALESEVIC Nikola MARKOVIC Nikola SMILJANIC Ivan ZIVANOVIC Stefan	SRB



Medallists by Event

Медалисты по дисциплинам

As of TUE 16 JUL 2013

Event	Date	Medal	Name	Ctry Code
Women	15 JUL 2013	GOLD	BRADFORD Crystal ELLENBERG-WILEY Aaryn GRAY Reshanda HARBERTS Cassandra HARTLEY Bria HOOPER Jordan LEWIS Kaleena LISTON Patricia MASSENGALE Ariel PLAISANCE Theresa SCHIMMEL Shoni SIMS Odyssey	USA
		SILVER	ABRIKOSOVA Tatiana DOROSHEVA Veronika FEDORENKOVA Ekaterina FINOGENTOVA Evgeniia GRIGORYEVA Tatiana GRISHAEVA Nadezhda LOGINOVA Anastasia LOGUNOVA Anastasia MAYOROVA Nadezda PASKALENKO Liubov SHILOVA Anastasiya VIERU Natalia	RUS
		BRONZE	BLICAVS Sara BURTON Natalie CUMMING Stephanie EBZERY Katie KUNEK Alice LANGFORD Emma LAVEY Tessa MADGEN Tess MANSFIELD Lauren THOMPSON Olivia TOLO Marianna	AUS



Medal Standings

Медальный зачет

As of TUE 16 JUL 2013

AFTER 2 OF 2 EVENTS

Rank	Ctry	Men				Women				Total				Rank by Total
		G	S	B	Tot	G	S	B	Tot	G	S	B	Tot	
1	RUS - Russian Fed.	1			1		1		1	1	1		2	=1
2	USA - United States					1			1	1			1	=3
3	AUS - Australia		1		1			1	1		1	1	2	=1
4	SRB - Serbia			1	1							1	1	=3
Total:		1	1	1	3	1	1	1	3	2	2	2	6	

LEGEND


= Equal sign indicates that two or more NOCs share the same rank by total

B Bronze

G Gold

S Silver

Tot Total

Timing and Results provided by  TISSOT



Result Book

27th Summer Universiade in Kazan 2013



Basketball

Men's





Team Roster

Состав команд

As of FRI 12 JUL 2013 at 9:05

AUS - Australia

No.	Name	Pos	Height m / ft in	Date of Birth	Club - Season 2012/2013
4	NORTON Mitch	G		1 APR 1993	
5	CADEE Jason	F		15 APR 1991	
6	HADZIOMEROVIC Igor	F		1 JAN 1992	
7	ODIGIE Owen	F		18 JAN 1993	
8	BLANCHFIELD Todd	F		7 NOV 1991	
9	STEINDL Clint	C		15 MAR 1989	
10	BROEKHOFF Ryan	G		23 AUG 1990	
11	DUMOVIC Andrija	F		18 APR 1993	
12	ELLIS Cody	F		24 APR 1990	
13	YOUNG Mitch	F		6 AUG 1990	
14	BAIRSTOW Cameron	F		7 DEC 1990	
15	ANDRONICOS Matthew	F		24 DEC 1991	

Coach LEMANIS Andrej
Assistant Coach SHORT Rohan
Assistant Coach DOWNER Michael


Team Uniform Colour
Light: yellow
Dark: green

NOTES

Number of games played at the official FIBA/FIBA zones championships for senior men/women (provided by FIBA Europe)

LEGEND

(1)	Point Guard	(2)	Shooting Guard	(3)	Small Forward	(4)	Power Forward	(5)	Centre	(C)	Captain
C	Centre	F	Forward	G	Guard	Pos	Playing Position				

Timing and Results provided by  **TISSOT**



Team Roster

Состав команд

As of SUN 7 JUL 2013 at 16:28

BRA - Brazil

No.	Name	Pos	Height m / ft in	Date of Birth	Club - Season 2012/2013
4	FELICIO Cristiano	C	2.08/6'10"	7 JUL 1992	
5	MARIANO Lucas	F	2.05/6'9"	24 SEP 1993	
6	ALVES MAIA Rafael	F	2.01/6'7"	4 OCT 1991	
7	GONCALVES Isaac	G	1.94/6'4"	2 JUL 1990	
8	SILVA Andre	PF	2.00/6'7"	25 NOV 1990	
9	DEODATO Guilherme	SG	1.92/6'4"	2 JUN 1991	
10	MEINDL Leonardo	SG	1.97/6'6"	20 MAR 1993	
11	DALLA BARBA Matheus	G	1.98/6'6"	2 MAY 1991	
12	BERNARDI Joao	PF	1.97/6'6"	8 JUN 1990	
13	CORAZZA NETO Elio	PG	1.91/6'3"	27 DEC 1989	
14	CAMPOS Jefferson	PG	1.85/6'1"	9 FEB 1991	
15	CHAIA George	PG	1.86/6'1"	8 MAR 1991	
			1.96/6'5"		

Coach SANTOS NETO Jose Alves
Assistant Coach DE CONTI Gustavo Antonio

Team Uniform Colour

Light: white


Dark: yellow

NOTES

Number of games played at the official FIBA/FIBA zones championships for senior men/women (provided by FIBA Europe)

LEGEND

(1)	Point Guard	(2)	Shooting Guard	(3)	Small Forward	(4)	Power Forward	(5)	Centre	(C)	Captain
C	Centre	F	Forward	G	Guard	Pos	Playing Position				
	Fouls		Points per Game		Points		Steals		Turnovers		
	Total Rebounds										

Timing and Results provided by  **TISSOT**



Team Roster

Состав команд

As of SUN 7 JUL 2013 at 16:28

CAN - Canada

No.	Name	Pos	Height m / ft in	Date of Birth	Club - Season 2012/2013
4	PANGOS Kevin	G	1.82/6'0"	26 JAN 1993	
5	HESLIP Brady	G	1.84/6'0"	19 JUN 1990	
6	WILTJER Kyle	F	2.03/6'8"	20 OCT 1992	
7	EJIM Melvin	F	2.00/6'7"	4 MAR 1991	
8	SCRUBB Thomas	F	2.00/6'7"	26 SEP 1991	
9	AROP Mangisto	F	2.00/6'7"	1 OCT 1990	
10	MULLINGS Daniel	G	1.84/6'0"	26 JUL 1991	
11	SCRUBB Philip	G	1.85/6'1"	27 NOV 1992	
12	POWELL Dwight	F	2.04/6'8"	20 JUL 1991	
13	BACHYNSKI Jordan	C	2.08/6'10"	6 SEP 1989	
14	BURNATOWSKI Murphy	F	2.01/6'7"	18 JUL 1991	
15	KLASSEN Owen	F	2.04/6'8"	31 OCT 1991	
			1.96/6'5"		

Coach TRIANO Jay
Assistant Coach FRANCIS Greg

Team Uniform Colour

Light: white


Dark: red

NOTES

Number of games played at the official FIBA/FIBA zones championships for senior men/women (provided by FIBA Europe)

LEGEND

(1)	Point Guard	(2)	Shooting Guard	(3)	Small Forward	(4)	Power Forward	(5)	Centre	(C)	Captain
C	Centre	F	Forward	G	Guard	Pos	Playing Position				
	Fouls		Points per Game		Points		Steals		Turnovers		
	Total Rebounds										

Timing and Results provided by  **TISSOT**



Team Roster

Состав команд

As of SUN 7 JUL 2013 at 16:28

CHI - Chile

No.	Name	Pos	Height m / ft in	Date of Birth	Club - Season 2012/2013
4	ALVAREZ Tomas	C	1.85/6'1"	21 JUL 1989	
5	NEHRING Jonathan	C	1.95/6'5"	27 APR 1989	
6	ITURRIAGA Cristian	F		18 JAN 1989	
7	ZEPEDA Felipe	F	1.87/6'2"	19 FEB 1992	
8	SANINO Gabriel	F	2.01/6'7"	10 MAR 1992	
9	IRRIBARRA Jonathan	G	1.76/5'9"	5 MAR 1991	
10	ARTEAGA Rolando	C	1.77/5'10"	13 JAN 1992	
11	AGUIRRE Diego	F	1.98/6'6"	19 FEB 1992	
12	COTRONEO Rocco	C	1.90/6'3"	2 AUG 1989	
13	BUSTAMANTE Camilo	F	1.87/6'2"	30 APR 1989	
14	LEDEZMA Osven	F	2.02/6'8"	16 MAR 1990	
15	PENA Francisco	G	2.06/6'9"	15 MAR 1989	
			1.91/6'3"		

Coach RIERA Alfredo
Assistant Coach ORTEGA LANDERO Juan Pablo

Team Uniform Colour


Light: red
Dark: white

NOTES

Number of games played at the official FIBA/FIBA zones championships for senior men/women (provided by FIBA Europe)

LEGEND

(1)	Point Guard	(2)	Shooting Guard	(3)	Small Forward	(4)	Power Forward	(5)	Centre	(C)	Captain
C	Centre	F	Forward	G	Guard	Pos	Playing Position				
	Fouls		Points per Game		Points		Steals		Turnovers		
	Total Rebounds										

Timing and Results provided by  **TISSOT**



Team Roster

Состав команд

As of SUN 7 JUL 2013 at 16:28

CHN - China

No.	Name	Pos	Height m / ft in	Date of Birth	Club - Season 2012/2013
5	LIU Zihao	G	1.83/6'0"	2 MAR 1992	
6	WEN Hao	G	1.93/6'4"	1 AUG 1990	
7	CUI Jinming	F	1.93/6'4"	11 JUL 1992	
8	LI Zhigang	C	2.00/6'7"	1 AUG 1991	
9	GAO Xiangnan	F	1.90/6'3"	27 APR 1990	
10	XIAO Jian	F	2.04/6'8"	31 MAY 1995	
11	LIU Lian	F	2.01/6'7"	17 JUN 1991	
12	SUN Hefeng	C	2.05/6'9"	5 SEP 1992	
13	ZHANG Hanqi	C	2.05/6'9"	23 MAY 1991	
14	DAI Huaibo	F	2.09/6'10"	12 FEB 1994	
15	WEI Meng	C	2.10/6'11"	25 OCT 1989	
			1.99/6'6"		

Coach ZHOU Dianxue
Assistant Coach DU Chenglin

Team Uniform Colour


Light: white
Dark: red

NOTES

Number of games played at the official FIBA/FIBA zones championships for senior men/women (provided by FIBA Europe)

LEGEND

(1)	Point Guard	(2)	Shooting Guard	(3)	Small Forward	(4)	Power Forward	(5)	Centre	(C)	Captain
C	Centre	F	Forward	G	Guard	Pos	Playing Position		Turnovers		
	Fouls		Points per Game		Points		Steals				
	Total Rebounds										

Timing and Results provided by  **TISSOT**



Team Roster

Состав команд

As of SUN 7 JUL 2013 at 16:28

CZE - Czech Republic

No.	Name	Pos	Height m / ft in	Date of Birth	Club - Season 2012/2013
4	SOTNAR Michal		1.88/6'2"	9 SEP 1992	
5	MARES Michal		1.92/6'4"	26 DEC 1992	
6	ZAMPACH Adam		1.98/6'6"	26 JAN 1990	
7	VLCEK Krystof		1.95/6'5"	11 JUL 1991	
8	CIZ Adam		1.92/6'4"	23 AUG 1991	
9	CVEK Viktor		2.00/6'7"	15 FEB 1989	
10	PETERKA Ondrej		1.98/6'6"	23 APR 1991	
11	SLAVIK Jiri		2.03/6'8"	16 DEC 1989	
12	JIRICEK Jan		2.03/6'8"	1 MAR 1990	
13	KRAKOVIC Jakub		2.05/6'9"	12 OCT 1990	
14	GNIADK Martin		2.03/6'8"	30 MAY 1990	
15	VOSLAJER Tomas		2.11/6'11"	18 SEP 1990	
			1.99/6'6"		

Coach PETERKA Lubomir
Assistant Coach BENES Pavel

Team Uniform Colour

Light: white


Dark: red

NOTES

Number of games played at the official FIBA/FIBA zones championships for senior men/women (provided by FIBA Europe)

LEGEND

(1)	Point Guard	(2)	Shooting Guard	(3)	Small Forward	(4)	Power Forward	(5)	Centre	(C)	Captain
C	Centre	F	Forward	G	Guard	Pos	Playing Position				
	Fouls		Points per Game		Points		Steals		Turnovers		
	Total Rebounds										

Timing and Results provided by  **TISSOT**



Team Roster

Состав команд

As of SUN 7 JUL 2013 at 16:28

EST - Estonia

No.	Name	Pos	Height m / ft in	Date of Birth	Club - Season 2012/2013
4	RAUDLA Siim	G	1.90/6'3"	1 JAN 1990	
6	PUIDET Jaan	G	1.93/6'4"	4 JAN 1992	
8	HAMARSALU Taavi	C	2.01/6'7"	27 MAY 1989	
9	KEEDUS Erik	F	2.02/6'8"	27 APR 1990	
10	KERES Kristjan	F	1.97/6'6"	14 SEP 1989	
11	ULP Priidik	G	1.91/6'3"	1 APR 1992	
12	RAADIK Toomas	C	2.03/6'8"	15 AUG 1990	
13	SAARMETS Madis	C	2.04/6'8"	1 FEB 1990	
14	LIIVAMAGI Kevin	C	2.00/6'7"	19 FEB 1993	
15	VOOLAID Kristjan	F	2.00/6'7"	29 FEB 1992	
			1.98/6'6"		

Coach LILL Heino
Assistant Coach TAMMARU Margus

Team Uniform Colour


Light: blue
Dark: white

NOTES

Number of games played at the official FIBA/FIBA zones championships for senior men/women (provided by FIBA Europe)

LEGEND

(1)	Point Guard	(2)	Shooting Guard	(3)	Small Forward	(4)	Power Forward	(5)	Centre	(C)	Captain
C	Centre	F	Forward	G	Guard	Pos	Playing Position		Turnovers		
	Fouls		Points per Game		Points		Steals				
	Total Rebounds										

Timing and Results provided by  **TISSOT**



Team Roster

Состав команд

As of SUN 7 JUL 2013 at 16:28

FIN - Finland

No.	Name	Pos	Height m / ft in	Date of Birth	Club - Season 2012/2013
4	NIEMI Jesse	F	1.94/6'4"	31 MAR 1990	
5	SANDBERG Mikael	C	2.10/6'11"	9 MAR 1991	
6	OJALA Matias	F	1.97/6'6"	20 JUL 1989	
7	NUUTINEN Matti	F	2.00/6'7"	6 MAY 1990	
8	MOLENIUS Markus	F	2.02/6'8"	16 JAN 1992	
9	IKAVALKO Sami	F	1.87/6'2"	24 OCT 1989	
10	LINDBOM Carl	F	2.06/6'9"	10 NOV 1991	
11	LEHTORANTA Juho	F	1.95/6'5"	7 MAY 1989	
12	TOIVONEN Lauri	C	2.00/6'7"	21 FEB 1991	
13	VAENERBERG Alex	F	1.82/6'0"	21 AUG 1992	
14	AHONEN Roope	F	1.84/6'0"	12 JUN 1990	
15	NIKKARINEN Antto	F	1.83/6'0"	1 MAR 1991	
			1.95/6'5"		

Team Uniform Colour

Light: white


Dark: blue

NOTES

Number of games played at the official FIBA/FIBA zones championships for senior men/women (provided by FIBA Europe)

LEGEND

(1)	Point Guard	(2)	Shooting Guard	(3)	Small Forward	(4)	Power Forward	(5)	Centre	(C)	Captain
C	Centre	F	Forward	G	Guard	Pos	Playing Position				
	Fouls		Points per Game		Points		Steals		Turnovers		
	Total Rebounds										

Timing and Results provided by  **TISSOT**



Team Roster

Состав команд

As of SUN 7 JUL 2013 at 16:28

GER - Germany

No.	Name	Pos	Height m / ft in	Date of Birth	Club - Season 2012/2013
4	CANTY Anthony	G	1.83/6'0"	12 FEB 1991	
5	JOENKE Till-Joscha	G	1.89/6'2"	4 JAN 1992	
6	KOCH Florian	F	1.97/6'6"	26 MAR 1992	
7	KLEIN Konstantin	G	1.87/6'2"	21 MAY 1991	
8	SCHMIDT Stefan	C	2.04/6'8"	12 MAY 1989	
9	MOENNINGHOFF Mathis	G	2.00/6'7"	17 MAR 1992	
10	KRAMER Dennis	F	2.08/6'10"	10 JAN 1992	
11	ZEIS Peter	F	1.97/6'6"	13 MAY 1989	
12	WENDT Ole	G	1.90/6'3"	5 OCT 1992	
13	WOHLFARTH-BOTTERMANN Jonas	C	2.07/6'9"	20 FEB 1990	
14	VOIGTMANN Johannes	C	2.08/6'10"	30 SEP 1992	
15	ZIEGENHAGEN Malte	G	1.93/6'4"	8 APR 1991	
			1.97/6'6"		

Coach STOLZ Olaf
Assistant Coach BAUER Robert

Team Uniform Colour

Light: white


Dark: black

NOTES

Number of games played at the official FIBA/FIBA zones championships for senior men/women (provided by FIBA Europe)

LEGEND

(1)	Point Guard	(2)	Shooting Guard	(3)	Small Forward	(4)	Power Forward	(5)	Centre	(C)	Captain
C	Centre	F	Forward	G	Guard	Pos	Playing Position				
	Fouls		Points per Game		Points		Steals		Turnovers		
	Total Rebounds										

Timing and Results provided by  **TISSOT**



Team Roster

Состав команд

As of SUN 7 JUL 2013 at 16:28

JPN - Japan

No.	Name	Pos	Height m / ft in	Date of Birth	Club - Season 2012/2013
4	NAKAHIGASHI Taito	F	1.90/6'3"	18 JUN 1992	
5	NAGAYOSHI Yuya	C	1.99/6'6"	14 JUL 1991	
6	UTO Naoki	G	1.87/6'2"	11 JUN 1991	
7	FUJII Yuma	G	1.80/5'11"	23 DEC 1991	
8	KAWAKAMI Sohei	F	1.90/6'3"	22 MAY 1991	
9	FUJITAKA Soichiro	F	1.90/6'3"	11 OCT 1991	
10	HAREYAMA Kebin	F	1.91/6'3"	14 JAN 1993	
11	NOMOTO Kengo	F	1.99/6'6"	25 APR 1992	
12	MINAGAWA Toru	C	1.99/6'6"	2 APR 1992	
13	BANDO Taku	G	1.85/6'1"	23 MAY 1992	
14	HASHIMOTO Kosuke	C	2.02/6'8"	6 MAY 1993	
15	IKARUGA Seiji	G	1.85/6'1"	8 JAN 1994	
			1.91/6'3"		

Coach HASEGAWA Kenji
Assistant Coach SASSA Norio
Assistant Coach YAMAMOTO Akira


Team Uniform Colour
Light: white
Dark: black

NOTES

Number of games played at the official FIBA/FIBA zones championships for senior men/women (provided by FIBA Europe)

LEGEND

(1)	Point Guard	(2)	Shooting Guard	(3)	Small Forward	(4)	Power Forward	(5)	Centre	(C)	Captain
C	Centre	F	Forward	G	Guard	Pos	Playing Position		Turnovers		
	Fouls		Points per Game		Points		Steals				
	Total Rebounds										

Timing and Results provided by  **TISSOT**



Team Roster

Состав команд

As of SUN 7 JUL 2013 at 16:28

KOR - Korea

No.	Name	Pos	Height m / ft in	Date of Birth	Club - Season 2012/2013
4	LEE Jaedo	G	1.81/5'11"	16 AUG 1991	
5	DOO Kyung Min	G	1.84/6'0"	22 SEP 1991	
6	HEO Ung	G	1.86/6'1"	5 AUG 1993	
7	PARK Jae Hyun	G	1.85/6'1"	21 MAY 1991	
8	KIM Jihoo	F	1.88/6'2"	20 JAN 1992	
9	LEE Hyeon Seok	F	1.89/6'2"	15 DEC 1992	
10	BAE Soo Yone	F	1.96/6'5"	18 APR 1992	
11	JEON Seong Hyen	F	1.90/6'3"	5 NOV 1991	
12	HAN Ho Bin	G	1.81/5'11"	14 OCT 1991	
13	JEONG Hyo Geun	C	2.00/6'7"	14 DEC 1993	
14	LEE Dae Heon	C	1.98/6'6"	29 APR 1992	
15	KIM Jun YI	C	2.01/6'7"	7 MAY 1992	
			1.90/6'3"		

Team Uniform Colour

Light: white


Dark: black

NOTES

Number of games played at the official FIBA/FIBA zones championships for senior men/women (provided by FIBA Europe)

LEGEND

(1)	Point Guard	(2)	Shooting Guard	(3)	Small Forward	(4)	Power Forward	(5)	Centre	(C)	Captain
C	Centre	F	Forward	G	Guard	Pos	Playing Position		Turnovers		
	Fouls		Points per Game		Points		Steals				
	Total Rebounds										

Timing and Results provided by  **TISSOT**



Team Roster

Состав команд

As of THU 11 JUL 2013 at 14:52

LTU - Lithuania

No.	Name	Pos	Height m / ft in	Date of Birth	Club - Season 2012/2013
4	VASILIAUSKAS Sarunas	G	1.88/6'2"	27 MAR 1989	
5	CIZAUSKAS Vytenis	G	1.87/6'2"	16 SEP 1992	
6	PECIUKEVICIUS Augustas	G	1.92/6'4"	2 DEC 1991	
7	BENDZIUS Eimantas	F	2.06/6'9"	23 APR 1990	
8	JUSKEVICIUS Adas	G	1.94/6'4"	3 JAN 1989	
9	ULANOVAS Edgaras	F	2.00/6'7"	7 JAN 1992	
10	LIPKEVICIUS Vytenis	G	1.97/6'6"	19 MAY 1989	
11	KUPSAS Mindaugas	C	2.16/7'1"	9 APR 1991	
12	ORELIK Gediminas	F	2.00/6'7"	14 MAY 1990	
13	BUTERLEVICIUS Simas	G	2.00/6'7"	18 APR 1989	
14	CEPUKAITIS Vaidas	C	2.07/6'9"	16 MAY 1989	
15	DRUNGILAS Adomas	G	2.05/6'9"	6 OCT 1990	
			1.99/6'6"		

Coach ADOMAITIS Dainius
Assistant Coach GRONSKIS Arvydas

Team Uniform Colour

Light: green


Dark: white

NOTES

Number of games played at the official FIBA/FIBA zones championships for senior men/women (provided by FIBA Europe)

LEGEND

(1)	Point Guard	(2)	Shooting Guard	(3)	Small Forward	(4)	Power Forward	(5)	Centre	(C)	Captain
C	Centre	F	Forward	G	Guard	Pos	Playing Position				

Timing and Results provided by  **TISSOT**



Team Roster

Состав команд

As of SUN 7 JUL 2013 at 16:28

MEX - Mexico

No.	Name	Pos	Height m / ft in	Date of Birth	Club - Season 2012/2013
4	JAIMES Fabian		1.98/6'6"	22 SEP 1992	
5	CALATAYUD Ricardo	G	1.82/6'0"	19 MAY 1992	
6	GARAY Alejandro	F	1.96/6'5"	16 JUL 1992	
7	CHEDA Mauricio	F	1.97/6'6"	10 JAN 1990	
8	NOLASCO Israel	C	2.07/6'9"	20 SEP 1989	
9	RAMIREZ Juan		1.95/6'5"	18 APR 1991	
10	SANTANA Pablo		1.83/6'0"	22 MAR 1991	
11	GRACIA Ivan	G	1.79/5'10"	28 MAY 1989	
12	GIRON Daniel		1.91/6'3"	29 DEC 1989	
13	BENITEZ Fernando		2.04/6'8"	6 FEB 1989	
14	GUTIERREZ Jose		2.06/6'9"	15 JAN 1993	
15	FELIX Jesus		1.94/6'4"	20 JUL 1990	
			1.94/6'4"		

Coach CENICEROS Javier
Assistant Coach SANTOS Hector

Team Uniform Colour

Light: white


Dark: green

NOTES

Number of games played at the official FIBA/FIBA zones championships for senior men/women (provided by FIBA Europe)

LEGEND

(1)	Point Guard	(2)	Shooting Guard	(3)	Small Forward	(4)	Power Forward	(5)	Centre	(C)	Captain
C	Centre	F	Forward	G	Guard	Pos	Playing Position		Turnovers		
	Fouls		Points per Game		Points		Steals				
	Total Rebounds										

Timing and Results provided by  **TISSOT**



Team Roster

Состав команд

As of TUE 9 JUL 2013 at 22:45

MGL - Mongolia

No.	Name	Pos	Height m / ft in	Date of Birth	Club - Season 2012/2013
4	OTGONBAATAR Sergelen	F	1.78/5'10"	9 JAN 1989	
5	GOTOV Tsenguunbayar	G	1.93/6'4"	21 FEB 1990	
6	BATTUVSHIN Bilguun	F	1.97/6'6"	2 MAR 1989	
7	BATBOLD Darkhantugs	F	1.82/6'0"	6 JAN 1992	
8	DAVAASAMBUU Delgernyam	F	1.94/6'4"	8 APR 1990	
9	TUNGALAG Sanchir	F	1.90/6'3"	8 APR 1989	
10	DAVAADORJ Munkhtuvshin	F	1.89/6'2"	15 MAY 1989	
11	ENKHBAT Dulguun	F	1.89/6'2"	27 MAR 1992	
12	OTGONBAYAR Ochirbat	C	1.97/6'6"	24 FEB 1991	
13	TSERENDAGVA Azbayar	G	1.93/6'4"	16 JUL 1989	
14	ENKHTAIVAN Tserenbaatar	C	1.98/6'6"	23 MAY 1990	
15	AVARZED Gansukh	F	1.91/6'3"	2 FEB 1992	
			1.91/6'3"		

Coach SUKHBAATAR Tulga
Assistant Coach AMGALAN Enkhbaatar

Team Uniform Colour

Light: white


Dark: blue

NOTES

Number of games played at the official FIBA/FIBA zones championships for senior men/women (provided by FIBA Europe)

LEGEND

(1)	Point Guard	(2)	Shooting Guard	(3)	Small Forward	(4)	Power Forward	(5)	Centre	(C)	Captain
C	Centre	F	Forward	G	Guard	Pos	Playing Position				

Timing and Results provided by  **TISSOT**



Team Roster

Состав команд

As of TUE 9 JUL 2013 at 22:45

NOR - Norway

No.	Name	Pos	Height m / ft in	Date of Birth	Club - Season 2012/2013
4	MIDTVEDT Magnus	G	1.82/6'0"	7 APR 1990	
5	BOEHN Fredrik	F	1.98/6'6"	7 JUN 1991	
6	STIEN Anders	F	1.97/6'6"	5 APR 1990	
7	OSTBYE Nicolay	G	1.88/6'2"	16 MAY 1989	
8	JAWARA Karamo	F	2.02/6'8"	25 JUN 1991	
9	LUNDESTAD Oevind	G	1.94/6'4"	3 MAR 1991	
10	BOLIN Aksel	G	2.03/6'8"	17 NOV 1990	
11	MJOS Stian	G	1.83/6'0"	27 FEB 1989	
12	FIVELSTAD Magne	F	1.96/6'5"	6 NOV 1989	
13	SOMMERFELDT Torgrim	F	1.98/6'6"	26 JUN 1989	
14	NWACHUKWU Roy Emeka	F	1.97/6'6"	18 DEC 1990	
15	BRADASCIO Mattia	C	2.07/6'9"	23 JUN 1991	
			1.95/6'5"		

Coach ECKHOFF Mathias
Assistant Coach HACKMAN Brent
Assistant Coach STOLLER Baard

Team Uniform Colour

Light: red


Dark: white

NOTES

Number of games played at the official FIBA/FIBA zones championships for senior men/women (provided by FIBA Europe)

LEGEND

(1) Point Guard (2) Shooting Guard (3) Small Forward (4) Power Forward (5) Centre (C) Captain
 C Centre F Forward G Guard Pos Playing Position

Timing and Results provided by  **TISSOT**



Team Roster

Состав команд

As of TUE 9 JUL 2013 at 22:45

OMA - Oman

No.	Name	Pos	Height m / ft in	Date of Birth	Club - Season 2012/2013
4	AL SIBANI Ahmed		1.75/5'9"	24 DEC 1991	
5	AMABOU ALI Mahmood		1.84/6'0"	20 APR 1990	
6	AL HALHALI Ahmed		1.88/6'2"	11 FEB 1993	
7	AL AAMRI Nouh		1.75/5'9"	29 JUL 1991	
8	AL ASMI Mohamed		1.86/6'1"	14 JAN 1992	
9	BANI ARABA Haitham		1.86/6'1"	9 MAY 1994	
11	AL YARABI Ashraf		1.87/6'2"	22 MAY 1989	
12	AL JAMOUDI Faisal		1.95/6'5"	16 JUN 1991	
13	AL AMRANI Mohammed		1.99/6'6"	13 JUN 1994	
14	AL SAADI Said		1.91/6'3"	23 MAY 1994	
15	AL FARRAJI Hassan		1.93/6'4"	13 JAN 1989	
			1.87/6'2"		

Coach FILIP LUETIC Neven
Assistant Coach AL BUSAIDI Ghassan Mahasin

Team Uniform Colour


Light: red
Dark: white

NOTES

Number of games played at the official FIBA/FIBA zones championships for senior men/women (provided by FIBA Europe)

LEGEND

(1) C	Point Guard Centre	(2) F	Shooting Guard Forward	(3) G	Small Forward Guard	(4) Pos	Power Forward Playing Position	(5)	Centre	(C)	Captain
----------	-----------------------	----------	---------------------------	----------	------------------------	------------	-----------------------------------	-----	--------	-----	---------

Timing and Results provided by  **TISSOT**



Team Roster

Состав команд

As of TUE 9 JUL 2013 at 22:45

ROU - Romania

No.	Name	Pos	Height m / ft in	Date of Birth	Club - Season 2012/2013
4	PETRISOR Catalin	G	1.87/6'2"	9 AUG 1992	
5	ROSU Adrian	F	1.95/6'5"	20 JAN 1991	
6	DUMITRESCU Vlad	G	1.92/6'4"	8 APR 1990	
7	CORPODEAN Vlad	G	1.92/6'4"	1 FEB 1991	
8	ORBEANU Iulian	F	2.04/6'8"	19 DEC 1989	
9	IOAN Dan	F	1.95/6'5"	31 OCT 1991	
10	NEGOITESCU Vlad	F	2.04/6'8"	15 JUL 1991	
11	TOTH George	C	2.12/6'11"	12 OCT 1992	
12	POP Alexandru	G	1.80/5'11"	4 FEB 1990	
13	TOROK Rolland	F	2.03/6'8"	25 OCT 1990	
14	GUTOAIA Adrian	F	1.98/6'6"	10 MAR 1990	
15	TIBIRNA Bogdan	C	2.11/6'11"	7 JUN 1991	
			1.98/6'6"		

Coach COSTESCU Tudor
Assistant Coach MIRON Paul Ionel

Team Uniform Colour

Light: yellow


Dark: blue

NOTES

Number of games played at the official FIBA/FIBA zones championships for senior men/women (provided by FIBA Europe)

LEGEND

(1) Point Guard (2) Shooting Guard (3) Small Forward (4) Power Forward (5) Centre (C) Captain
C Centre F Forward G Guard Pos Playing Position

Timing and Results provided by  **TISSOT**



Team Roster

Состав команд

As of TUE 9 JUL 2013 at 22:45

RUS - Russian Fed.

No.	Name	Pos	Height m / ft in	Date of Birth	Club - Season 2012/2013
4	GRIGORYEV Maxim	G	1.95/6'5"	25 APR 1990	
5	ZARYAZHKO Victor	G	1.94/6'4"	29 SEP 1992	
6	ANTIPOV Pavel	F	2.02/6'8"	19 SEP 1991	
7	KARASEV Sergey	F	2.03/6'8"	26 OCT 1993	
8	IVLEV Vladimir	F	2.07/6'9"	28 FEB 1990	
9	KULAGIN Dmitrii	G	1.99/6'6"	1 JUL 1992	
10	VIKHOV Artem	G	1.95/6'5"	21 OCT 1992	
11	ANTONOV Semen	F	2.02/6'8"	18 JUL 1989	
12	ZUBKOV Andrey	F	2.05/6'9"	29 JUN 1991	
13	KHVOSTOV Dmitriy	G	1.90/6'3"	21 AUG 1989	
14	VALIEV Evgeny	F	2.05/6'9"	3 MAY 1990	
15	BALASHOV Nikita	F	2.07/6'9"	19 JUN 1991	
			2.00/6'7"		

Coach KARASEV Vasily
Assistant Coach VASILYEV Alexey

Team Uniform Colour

Light: white


Dark: red

NOTES

Number of games played at the official FIBA/FIBA zones championships for senior men/women (provided by FIBA Europe)

LEGEND

(1)	Point Guard	(2)	Shooting Guard	(3)	Small Forward	(4)	Power Forward	(5)	Centre	(C)	Captain
C	Centre	F	Forward	G	Guard	Pos	Playing Position				

Timing and Results provided by  **TISSOT**



Team Roster

Состав команд

As of TUE 9 JUL 2013 at 22:45

SRB - Serbia

No.	Name	Pos	Height m / ft in	Date of Birth	Club - Season 2012/2013
4	DJOKIC Dejan		1.88/6'2"	11 AUG 1989	
5	JOVIC Stefan		1.95/6'5"	3 NOV 1990	
6	DIMIC Milos		1.95/6'5"	17 OCT 1989	
7	MALESEVIC Nikola		2.02/6'8"	25 AUG 1989	
8	DRENOVAC Dorde		1.94/6'4"	9 AUG 1992	
9	KALINIC Nikola		2.02/6'8"	8 NOV 1991	
10	ZIVANOVIC Stefan		1.96/6'5"	19 FEB 1989	
11	MAJSTOROVIC Dorde		2.11/6'11"	13 MAR 1990	
12	GAGIC Dorde		2.08/6'10"	18 DEC 1990	
13	SMILJANIC Ivan		1.99/6'6"	4 APR 1989	
14	MARKOVIC Nikola		2.04/6'8"	7 JUL 1989	
15	BALABAN Darko		2.12/6'11"	22 SEP 1989	
			2.01/6'7"		

Coach POPOVIC Oliver
Assistant Coach DOKIC Vladimir


Team Uniform Colour
Light: blue
Dark: white

NOTES

Number of games played at the official FIBA/FIBA zones championships for senior men/women (provided by FIBA Europe)

LEGEND

(1) C	Point Guard Centre	(2) F	Shooting Guard Forward	(3) G	Small Forward Guard	(4) Pos	Power Forward Playing Position	(5)	Centre	(C)	Captain
----------	-----------------------	----------	---------------------------	----------	------------------------	------------	-----------------------------------	-----	--------	-----	---------

Timing and Results provided by  **TISSOT**



Team Roster

Состав команд

As of TUE 9 JUL 2013 at 22:45

SWE - Sweden

No.	Name	Pos	Height m / ft in	Date of Birth	Club - Season 2012/2013
4	BARTON Charles	G	1.91/6'3"	7 JAN 1992	
5	JOSEPH Mike	G	1.84/6'0"	27 JUN 1991	
6	CZERAPOWICZ Chris	G	2.00/6'7"	15 SEP 1991	
7	KARLSSON Andreas	G	2.00/6'7"	21 FEB 1989	
8	SUNDSTROM Gustav	G	1.99/6'6"	31 MAY 1991	
10	LINDELL Odin	F	2.05/6'9"	18 MAY 1990	
11	RONSTROM Johan	F	2.02/6'8"	23 AUG 1989	
12	NORMAN Sebastian	C	2.07/6'9"	13 OCT 1992	
13	HARTMAN Richard	F	2.01/6'7"	15 MAR 1989	
14	LINDQVIST Alexander	F	2.05/6'9"	12 FEB 1991	
15	HAMPTON Pierre	F	2.01/6'7"	23 MAR 1991	
			2.00/6'7"		

Coach BOSNIC Vedran
Assistant Coach BENGTTSSON Viktor

Team Uniform Colour

Light:


Dark:

NOTES

Number of games played at the official FIBA/FIBA zones championships for senior men/women (provided by FIBA Europe)

LEGEND

(1)	Point Guard	(2)	Shooting Guard	(3)	Small Forward	(4)	Power Forward	(5)	Centre	(C)	Captain
C	Centre	F	Forward	G	Guard	Pos	Playing Position				

Timing and Results provided by  **TISSOT**



Team Roster

Состав команд

As of TUE 9 JUL 2013 at 22:45

UAE - United Arab Emirates

No.	Name	Pos	Height m / ft in	Date of Birth	Club - Season 2012/2013
4	KHALIFA AHMAD Mubarak	F	1.84/6'0"	29 NOV 1994	
5	AL BRAIKI Mohamed	F	1.92/6'4"	21 DEC 1991	
6	ZUWAYED KHALIFA Saleh	G	1.75/5'9"	23 SEP 1989	
7	ALFARSI ALJNEIBI Mohamed	C	2.00/6'7"	28 MAR 1991	
8	ZAAL ALWALI Khamis	G	1.79/5'10"	26 SEP 1993	
9	ABDULELAH A MOHD Ahmed	F	1.96/6'5"	30 OCT 1994	
10	OMAR ALAMERI Omer	F	1.96/6'5"	18 NOV 1991	
11	ALSHAIBA AL-ALI Mohamed	G	1.70/5'7"	13 OCT 1990	
12	OBAID GHABISH Hamad	G	1.82/6'0"	10 JUN 1989	
13	KHALIFA AHMAD Khalid	F	1.95/6'5"	7 APR 1992	
14	AHMED AL-ALI Rashid		1.95/6'5"	3 APR 1990	
15	AHMAD AL SHABEBI Qais	C	1.98/6'6"	31 OCT 1991	
			1.89/6'2"		

Coach KALIFAN AHMAD Khalifa Abdulla
Assistant Coach BARAKAT Issam


Team Uniform Colour
Light: red
Dark: white

NOTES

Number of games played at the official FIBA/FIBA zones championships for senior men/women (provided by FIBA Europe)

LEGEND

(1)	Point Guard	(2)	Shooting Guard	(3)	Small Forward	(4)	Power Forward	(5)	Centre	(C)	Captain
C	Centre	F	Forward	G	Guard	Pos	Playing Position				

Timing and Results provided by  **TISSOT**



Team Roster

Состав команд

As of TUE 9 JUL 2013 at 22:45

UKR - Ukraine

No.	Name	Pos	Height m / ft in	Date of Birth	Club - Season 2012/2013
4	SAINIIEV Vasyl		1.77/5'10"	6 JAN 1989	
5	PAVLENKO Oleksii		1.88/6'2"	26 MAR 1990	
6	KYRYCHOK Andrii		1.93/6'4"	16 JUN 1992	
7	DOLENKO Oleksandr		1.90/6'3"	25 JAN 1990	
8	BOROVSKYI Rodion		2.02/6'8"	29 OCT 1992	
9	POLYULYAK Mykola		1.92/6'4"	4 OCT 1990	
10	MYKHAILOV Anton		1.97/6'6"	16 DEC 1991	
11	OLKHOVSKYI Roman		1.97/6'6"	21 NOV 1990	
12	MOTORCHUK Viacheslav		2.08/6'10"	9 FEB 1992	
13	POLIEZHAIEV Ivan		2.04/6'8"	4 MAR 1989	
14	MARCHENKO Dmytro		2.02/6'8"	17 JAN 1992	
15	ROCHNIAK Anton		2.04/6'8"	2 JUL 1992	
			1.96/6'5"		

Coach KULIBABA Valentyn
Assistant Coach ARABADZHY Tymur


Team Uniform Colour
Light:
Dark:

NOTES

Number of games played at the official FIBA/FIBA zones championships for senior men/women (provided by FIBA Europe)

LEGEND

(1) C	Point Guard Centre	(2) F	Shooting Guard Forward	(3) G	Small Forward Guard	(4) Pos	Power Forward Playing Position	(5)	Centre	(C)	Captain
----------	-----------------------	----------	---------------------------	----------	------------------------	------------	-----------------------------------	-----	--------	-----	---------

Timing and Results provided by  **TISSOT**



As of SUN 7 JUL 2013 at 20:36

USA - United States

No.	Name	Pos	Height m / ft in	Date of Birth	Club - Season 2012/2013
4	FERRELL Kevin	G		9 MAY 1993	
5	SHEEHEY William	F		16 JAN 1992	
6	HAWS Tyler	G		11 APR 1991	
7	HANCOCK Luke	F		30 JAN 1990	
8	DINWIDDIE Spencer	G		6 MAR 1993	
9	KILPATRICK Sean	G		6 JAN 1990	
10	GRAHAM Treveon	F		28 OCT 1993	
11	MCDERMOTT Douglas	F		3 JAN 1992	
12	JEFFERSON Cory	C		26 DEC 1990	
13	WHITE Aaron	C		10 SEP 1992	
14	PAYNE Adreian	F		19 FEB 1991	
15	KIRK Alex	C		14 NOV 1991	

Coach MCKILLOP Robert
Assistant Coach BEILEIN John
Assistant Coach MARTIN Frank


Team Uniform Colour
Light: white
Dark: navy

NOTES

Number of games played at the official FIBA/FIBA zones championships for senior men/women (provided by FIBA Europe)

LEGEND

(1)	Point Guard	(2)	Shooting Guard	(3)	Small Forward	(4)	Power Forward	(5)	Centre	(C)	Captain
C	Centre	F	Forward	G	Guard	Pos	Playing Position				

Timing and Results provided by  **TISSOT**



Tournament Summary

Итоговые результаты турнира

As of TUE 16 JUL 2013

Final Games

Phase	Teams	Start Time	Final				
Classification 21th-22th	CHI vs CHN	10:00	76 - 72	22 - 18	11 - 23	18 - 12	25 - 19
Classification 19th-20th	UKR vs UAE	10:00	107 - 54	32 - 4	33 - 14	18 - 20	24 - 16
Classification 17th-18th	SWE vs JPN	10:00	62 - 50	16 - 6	17 - 15	15 - 15	14 - 14
Classification 7th-8th	BRA vs EST	10:30	63 - 67	22 - 21	11 - 13	21 - 16	9 - 17
Classification 15th-16th	MGL vs CZE	12:30	80 - 94	17 - 18	22 - 24	25 - 31	16 - 21
Classification 13th-14th	NOR vs KOR	12:30	79 - 77	24 - 17	21 - 13	20 - 23	14 - 24
Classification 5th-6th	ROU vs LTU	13:00	50 - 87	7 - 18	15 - 25	12 - 20	16 - 24
Classification 11th-12th	GER vs MEX	15:00	64 - 71	18 - 20	16 - 11	16 - 30	14 - 10
Classification 9th-10th	USA vs FIN	15:00	97 - 70	25 - 20	27 - 6	20 - 18	25 - 26
Bronze Medal Game	CAN vs SRB	19:00	74 - 87	16 - 24	21 - 23	26 - 14	11 - 26
Gold Medal Game	RUS vs AUS	21:30	81 - 74	25 - 15	16 - 16	24 - 26	16 - 17

Group A								Games			Points		Class.
Rank		RUS	EST	GER	KOR	UKR	OMA	Played	Won	Lost	For	Against	Points
1	RUS		106 - 43	80 - 52	113 - 53	94 - 43	117 - 24	5	5	0	510	215	10
2	EST	43 - 106		65 - 59	68 - 61	71 - 52	77 - 52	5	4	1	324	330	9
3	GER	52 - 80	59 - 65		93 - 69	78 - 58	123 - 32	5	3	2	405	304	8
4	KOR	53 - 113	61 - 68	69 - 93		100 - 98	126 - 77	5	2	3	409	449	7
5	UKR	43 - 94	52 - 71	58 - 78	98 - 100		99 - 35	5	1	4	350	378	6
6	OMA	24 - 117	52 - 77	32 - 123	77 - 126	35 - 99		5	0	5	220	542	5

Group B								Games			Points		Class.
Rank		SRB	ROU	MEX	MGL	JPN	PHI	Played	Won	Lost	For	Against	Points
1	SRB		78 - 53	100 - 48	110 - 56	105 - 64	20 - 0	5	5	0	413	221	10
2	ROU	53 - 78		76 - 67	89 - 72	77 - 57	20 - 0	5	4	1	315	274	9
3	MEX	48 - 100	67 - 76		108 - 54	83 - 71	20 - 0	5	3	2	326	301	8
4	MGL	56 - 110	72 - 89	54 - 108		75 - 72	20 - 0	5	2	3	277	379	7
5	JPN	64 - 105	57 - 77	71 - 83	72 - 75		20 - 0	5	1	4	284	340	6
	PHI	0 - 20	0 - 20	0 - 20	0 - 20	0 - 20		5	0	5	0	100	DSQ

Group C								Games			Points		Class.
Rank		CAN	AUS	USA	CZE	SWE	UAE	Played	Won	Lost	For	Against	Points
1	CAN		92 - 83	94 - 85	87 - 56	84 - 69	137 - 43	5	5	0	494	336	10
2	AUS	83 - 92		93 - 84	85 - 57	70 - 53	131 - 43	5	4	1	462	329	9
3	USA	85 - 94	84 - 93		96 - 53	83 - 65	140 - 46	5	3	2	488	351	8
4	CZE	56 - 87	57 - 85	53 - 96		65 - 63	100 - 54	5	2	3	331	385	7
5	SWE	69 - 84	53 - 70	65 - 83	63 - 65		79 - 69	5	1	4	329	371	6
6	UAE	43 - 137	43 - 131	46 - 140	54 - 100	69 - 79		5	0	5	255	587	5

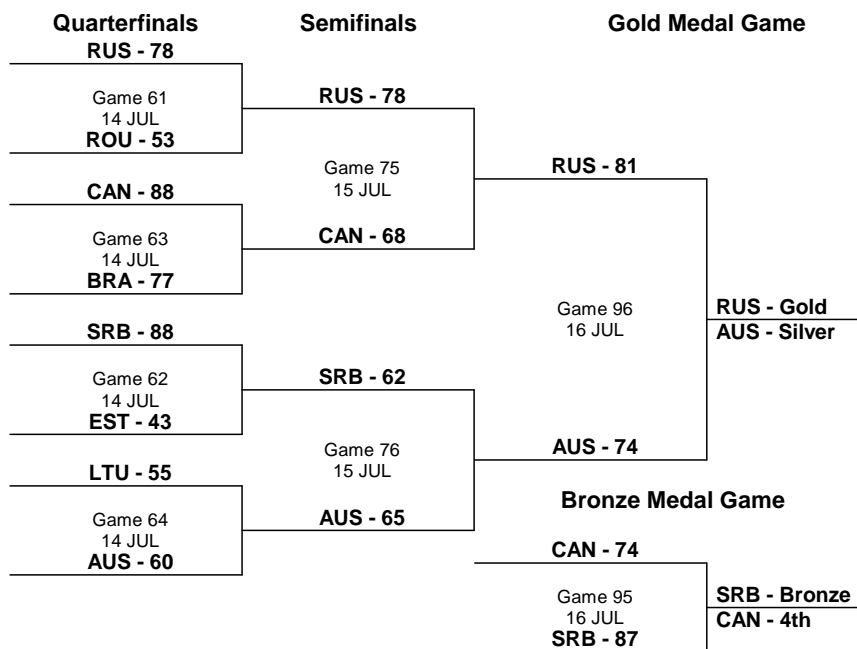
Group D								Games			Points		Class.
Rank		LTU	BRA	FIN	NOR	CHN	CHI	Played	Won	Lost	For	Against	Points
1	LTU		77 - 69	70 - 51	94 - 71	129 - 52	116 - 51	5	5	0	486	294	10
2	BRA	69 - 77		75 - 65	77 - 47	107 - 65	106 - 40	5	4	1	434	294	9
3	FIN	51 - 70	65 - 75		60 - 55	93 - 64	71 - 52	5	3	2	340	316	8
4	NOR	71 - 94	47 - 77	55 - 60		106 - 74	62 - 48	5	2	3	341	353	7
5	CHN	52 - 129	65 - 107	64 - 93	74 - 106		94 - 75	5	1	4	349	510	6
6	CHI	51 - 116	40 - 106	52 - 71	48 - 62	75 - 94		5	0	5	266	449	5



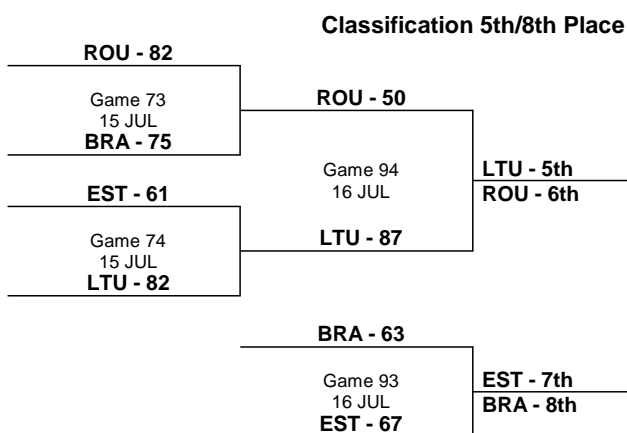
Tournament Summary

Итоговые результаты турнира

As of TUE 16 JUL 2013



Final Standings				
Medal	Rank	Team	GP	W-L
Gold	1	RUS	8	8 - 0
Silver	2	AUS	8	6 - 2
Bronze	3	SRB	8	7 - 1
	4	CAN	8	6 - 2
	5	LTU	8	7 - 1
	6	ROU	8	5 - 3
	7	EST	8	5 - 3
	8	BRA	8	4 - 4
	9	USA	8	6 - 2
	10	FIN	8	5 - 3
	11	MEX	8	5 - 3
	12	GER	8	4 - 4
	13	NOR	8	4 - 4
	14	KOR	8	3 - 5
	15	CZE	8	3 - 5
	16	MGL	8	2 - 6
	17	SWE	8	4 - 4
	18	JPN	8	3 - 5
	19	UKR	7	2 - 5
	20	UAE	8	1 - 7
	21	CHI	7	1 - 6
	22	CHN	8	2 - 6
	23	OMA	7	0 - 7
		PHI		DSQ





Tournament Summary

Итоговые результаты турнира

As of TUE 16 JUL 2013

Classification 9th/16th Place

GER - 101				
Game 65 14 JUL MGL - 68	GER - 70			
USA - 91	Game 79 15 JUL	USA - 97		
Game 67 14 JUL NOR - 51	USA - 92			
MEX - 98		Game 92 16 JUL	USA - 9th	FIN - 10th
Game 66 14 JUL KOR - 70	MEX - 70			
FIN - 70	Game 80 15 JUL	FIN - 70		
Game 68 14 JUL CZE - 52	FIN - 82			
		GER - 64		
		Game 91 16 JUL MEX - 71	MEX - 11th	GER - 12th

Classification 13th/16th Place

MGL - 54			
Game 77 15 JUL NOR - 83	NOR - 79		
KOR - 92	Game 90 16 JUL	NOR - 13th	KOR - 14th
Game 78 15 JUL CZE - 88	KOR - 77		
	MGL - 80		
	Game 89 16 JUL CZE - 94	CZE - 15th	MGL - 16th



Tournament Summary

Итоговые результаты турнира

As of TUE 16 JUL 2013

Classification 17th/24th Place

UKR		UKR - 73		SWE - 62	
Game 69 14 JUL		Game 83 15 JUL		Game 88 16 JUL	SWE - 17th JPN - 18th
SWE - 80		SWE - 75			
Game 71 14 JUL					
CHI - 49					
JPN - 123		JPN - 79		JPN - 50	
Game 70 14 JUL		Game 84 15 JUL			
OMA - 40					
CHN - 62		UAE - 63		UKR - 107	
Game 72 14 JUL				Game 87 16 JUL	UKR - 19th UAE - 20th
UAE - 64				UAE - 54	

Classification 21st/24th Place

Game 81 15 JUL	CHI - 76	
CHI	Game 86 16 JUL	CHI - 21th CHN - 22th
OMA - 53	CHN - 72	
Game 82 15 JUL		
CHN - 89		
	Game 85 16 JUL	Winner - 23th Loser - 24th
	OMA	

NOTES

Detailed explanations of competition are described on output: N02 - Competition Format and Rules

LEGEND

DSQ Disqualified **GP** Games Played **W-L** Win-Loss

The Philippines Men's Basketball Team has been disqualified because of leaving the tournament before the quarterfinal round

Timing and Results provided by **TISSOT**



Cumulative Statistics

Суммарная статистика

AUS - Australia

AFTER 8 GAMES

No.	Name	GP	MIN	MPG	Field Goals		2 Points		3 Points		Free Throws		Rebounds			AS	TO	ST	BS	PF	FD	PTS	PPG
					M / A	%	M / A	%	M / A	%	M / A	%	OR	DR	TOT								
14	BAIRSTOW Cameron	8	176	21:58	39/79	49	39/77	51	0/2	0	24/37	65	19	35	54	22	20	4	8	25	36	102	12.8
5	CADEE Jason	8	178	22:12	30/61	49	18/37	49	12/24	50	26/34	76	3	8	11	23	15	9	1	16	27	98	12.3
9	STEINDL Clint	8	143	17:53	32/64	50	12/26	46	20/38	53	0/0	0	5	9	14	8	7	3	0	12	2	84	10.5
12	ELLIS Cody	8	152	19:00	22/48	46	16/27	59	6/21	29	18/25	72	3	19	22	7	1	2	3	14	19	68	8.5
10	BROEKHOFF Ryan	7	188	26:51	19/57	33	10/27	37	9/30	30	12/13	92	8	32	40	12	9	6	1	16	13	59	8.4
8	BLANCHFIELD Todd	8	134	16:45	24/46	52	11/17	65	13/29	45	5/6	83	3	15	18	9	7	4	1	13	6	66	8.3
13	YOUNG Mitch	8	162	20:13	24/52	46	23/50	46	1/2	50	12/20	60	11	26	37	20	8	3	5	19	15	61	7.6
11	DUMOVIC Andrija	8	124	15:30	20/47	43	20/47	43	0/0	0	4/10	40	24	23	47	7	5	1	3	15	22	44	5.5
6	HADZIMEROVIC Igor	8	101	12:40	12/27	44	8/16	50	4/11	36	1/4	25	2	20	22	11	8	3	1	10	6	29	3.6
15	ANDRONICOS Matthew	3	21	7:07	3/3	100	3/3	100	0/0	0	4/4	100	3	4	7	3	1	1	1	3	10	3.3	
4	NORTON Mitch	8	140	17:26	7/22	32	5/12	42	2/10	20	8/10	80	6	7	13	21	7	5	1	15	18	24	3.0
7	ODIGIE Owen	8	81	10:10	7/13	54	7/11	64	0/2	0	2/4	50	6	8	14	10	5	1	1	12	5	16	2.0
Team / Coach															6	21	27						
Totals					239/519	46	172/350	49	67/169	40	116/167	69	99	227	326	153	97	42	26	168	172	661	82.6
Opponents					188/507	37	149/369	40	39/138	28	112/163	69	106	200	306	79	107	41	21	176	167	527	65.9


AVERAGES PER GAME

	AUS	Opponents
Points from Turnovers	109	78
Points in the Paint	288	254
Second Chance Points	87	70
Fast Break Points	53	59

	AUS	Opponents
Total Field Goals Made	29.9	23.5
2 Points Field Goals Made	21.5	18.6
3 Points Field Goals Made	8.4	4.9
Free Throws Made	14.5	14.0
Offensive Rebounds	12.4	13.3
Defensive Rebounds	28.4	25.0
Total Rebounds	40.8	38.3
Assists	19.1	9.9
Fouls	21.0	22.0
Turnovers	12.1	13.4
Steals	5.3	5.1
Blocked Shots	3.3	2.6
Points from Turnovers	13.6	9.8
Points in the Paint	36.0	31.8
Second Chance Points	10.9	8.8
Fast Break Points	6.6	7.4

LEGEND

%	Shooting Percentage	AS	Assists	BS	Blocked Shots	DR	Defensive Rebounds	FD	Fouls Drawn
GP	Games Played	M / A	Made / Attempts	MIN	Minutes Played	MPG	Minutes Played per Game	OR	Offensive Rebounds
PF	Fouls	PPG	Points per Game	PTS	Points	ST	Steals	TO	Turnovers
TOT	Total Rebounds								

Timing and Results provided by  TISSOT



Cumulative Statistics

Суммарная статистика

BRA - Brazil

AFTER 8 GAMES

No.	Name	GP	MIN	MPG	Field Goals		2 Points		3 Points		Free Throws		Rebounds			AS	TO	ST	BS	PF	FD	PTS	PPG				
					M / A	%	M / A	%	M / A	%	M / A	%	OR	DR	TOT												
4	FELICIO Cristiano	8	191	23:51	54/77	70	54/77	70	0/0	0	17/24	71	20	38	58	5	10	6	8	19	23	125	15.6				
10	MEINDL Leonardo	8	155	19:26	29/68	43	18/31	58	11/37	30	10/13	77	8	27	35	10	18	6	1	26	8	79	9.9				
9	DEODATO Guilherme	8	166	20:41	27/62	44	15/24	63	12/38	32	8/10	80	10	17	27	15	10	13	2	17	15	74	9.3				
12	BERNARDI Joao	8	127	15:52	23/38	61	17/26	65	6/12	50	10/11	91	6	16	22	8	8	4	3	6	9	62	7.8				
8	SILVA Andre	8	148	18:30	18/34	53	11/18	61	7/16	44	14/16	88	7	14	21	7	5	6	2	23	16	57	7.1				
11	DALLA BARBA Matheus	7	100	14:13	16/32	50	7/10	70	9/22	41	6/8	75	0	12	12	4	2	2	1	9	3	47	6.7				
5	MARIANO Lucas	8	158	19:45	18/48	38	16/32	50	2/16	13	13/18	72	8	19	27	2	15	6	6	20	19	51	6.4				
15	CHAIA George	8	188	23:28	11/41	27	4/16	25	7/25	28	14/18	78	5	20	25	38	23	10	0	19	18	43	5.4				
6	ALVES MAIA Rafael	8	120	15:01	16/26	62	16/26	62	0/0	0	6/20	30	22	25	47	5	10	3	2	16	21	38	4.8				
13	CORAZZA NETO Elio	8	115	14:25	11/35	31	9/22	41	2/13	15	9/12	75	0	12	12	29	15	6	1	15	9	33	4.1				
7	GONCALVES Isaac	8	105	13:09	12/34	35	10/22	45	2/12	17	5/6	83	3	10	13	3	7	4	1	11	14	31	3.9				
14	CAMPOS Jefferson	4	27	6:40	3/11	27	2/8	25	1/3	33	2/2	100	1	2	3	12	5	1	1	3	2	9	2.3				
Team / Coach																		13	13	26				3			
Totals					238/506	47	179/312	57	59/194	30	114/158	72	103	225	328	138	131	67	28	184	157	649	81.1				
Opponents					182/479	38	131/303	43	51/176	29	116/165	70	90	179	269	90	134	54	25	160	181	531	66.4				


AVERAGES PER GAME

	BRA	Opponents
Points from Turnovers	137	105
Points in the Paint	326	210
Second Chance Points	79	51
Fast Break Points	60	24

	BRA	Opponents
Total Field Goals Made	29.8	22.8
2 Points Field Goals Made	22.4	16.4
3 Points Field Goals Made	7.4	6.4
Free Throws Made	14.3	14.5
Offensive Rebounds	12.9	11.3
Defensive Rebounds	28.1	22.4
Total Rebounds	41.0	33.6
Assists	17.3	11.3
Fouls	23.0	20.0
Turnovers	16.4	16.8
Steals	8.4	6.8
Blocked Shots	3.5	3.1
Points from Turnovers	17.1	13.1
Points in the Paint	40.8	26.3
Second Chance Points	9.9	6.4
Fast Break Points	7.5	3.0

LEGEND

%	Shooting Percentage	AS	Assists	BS	Blocked Shots	DR	Defensive Rebounds	FD	Fouls Drawn
GP	Games Played	M / A	Made / Attempts	MIN	Minutes Played	MPG	Minutes Played per Game	OR	Offensive Rebounds
PF	Fouls	PPG	Points per Game	PTS	Points	ST	Steals	TO	Turnovers
TOT	Total Rebounds								

Timing and Results provided by  TISSOT



Cumulative Statistics

Суммарная статистика

CAN - Canada

AFTER 8 GAMES

No.	Name	GP	MIN	MPG	Field Goals		2 Points		3 Points		Free Throws		Rebounds			AS	TO	ST	BS	PF	FD	PTS	PPG			
					M / A	%	M / A	%	M / A	%	M / A	%	OR	DR	TOT											
5	HESLIP Brady	8	159	19:50	34/88	39	9/32	28	25/56	45	27/29	93	5	8	13	5	8	0	0	12	20	120	15.0			
12	POWELL Dwight	8	141	17:38	39/63	62	39/63	62	0/0	0	19/35	54	20	21	41	3	10	9	3	31	27	97	12.1			
10	MULLINGS Daniel	8	164	20:27	32/61	52	32/61	52	0/0	0	20/37	54	21	24	45	17	10	12	2	18	34	84	10.5			
7	EJIM Melvin	8	154	19:14	26/52	50	23/46	50	3/6	50	12/14	86	13	22	35	12	11	7	2	17	11	67	8.4			
4	PANGOS Kevin	8	157	19:35	21/61	34	14/34	41	7/27	26	16/20	80	3	11	14	18	14	9	0	11	19	65	8.1			
6	WILTJER Kyle	8	108	13:28	23/53	43	15/30	50	8/23	35	2/2	100	8	17	25	7	8	3	1	11	6	56	7.0			
15	KLASSEN Owen	8	151	18:51	23/36	64	23/35	66	0/1	0	8/13	62	26	32	58	7	16	2	5	18	18	54	6.8			
8	SCRUBB Thomas	8	159	19:54	17/42	40	12/29	41	5/13	38	8/8	100	5	35	40	18	14	8	1	7	11	47	5.9			
13	BACHYNSKI Jordan	7	85	12:06	18/29	62	18/29	62	0/0	0	5/14	36	15	23	38	1	8	2	8	8	10	41	5.9			
11	SCRUBB Philip	8	155	19:23	17/44	39	9/18	50	8/26	31	3/4	75	2	15	17	25	10	5	0	8	11	45	5.6			
14	BURNATOWSKI Murphy	8	120	14:59	13/40	33	9/23	39	4/17	24	2/6	33	14	9	23	9	4	2	4	17	5	32	4.0			
9	AROP Mangisto	6	48	8:00	6/9	67	3/6	50	3/3	100	1/2	50	3	6	9	4	3	2	0	4	3	16	2.7			
Team / Coach														14	16	30							3			
Totals					269/578	47	206/406	51	63/172	37	123/184	67	149	239	388	126	119	61	26	162	175	724	90.5			
Opponents					201/515	39	139/329	42	62/186	33	114/171	67	86	182	268	115	129	51	24	179	161	578	72.3			


AVERAGES PER GAME

	CAN	Opponents
Points from Turnovers	140	104
Points in the Paint	388	222
Second Chance Points	112	46
Fast Break Points	47	31

	CAN	Opponents
Total Field Goals Made	33.6	25.1
2 Points Field Goals Made	25.8	17.4
3 Points Field Goals Made	7.9	7.8
Free Throws Made	15.4	14.3
Offensive Rebounds	18.6	10.8
Defensive Rebounds	29.9	22.8
Total Rebounds	48.5	33.5
Assists	15.8	14.4
Fouls	20.3	22.4
Turnovers	14.9	16.1
Steals	7.6	6.4
Blocked Shots	3.3	3.0
Points from Turnovers	17.5	13.0
Points in the Paint	48.5	27.8
Second Chance Points	14.0	5.8
Fast Break Points	5.9	3.9

LEGEND

%	Shooting Percentage	AS	Assists	BS	Blocked Shots	DR	Defensive Rebounds	FD	Fouls Drawn
GP	Games Played	M / A	Made / Attempts	MIN	Minutes Played	MPG	Minutes Played per Game	OR	Offensive Rebounds
PF	Fouls	PPG	Points per Game	PTS	Points	ST	Steals	TO	Turnovers
TOT	Total Rebounds								

Timing and Results provided by  TISSOT



Cumulative Statistics

Суммарная статистика

CHI - Chile

AFTER 7 GAMES

No.	Name	GP	MIN	MPG	Field Goals		2 Points		3 Points		Free Throws		Rebounds			AS	TO	ST	BS	PF	FD	PTS	PPG		
					M / A	%	M / A	%	M / A	%	M / A	%	OR	DR	TOT										
4	ALVAREZ Tomas	7	229	32:41	31/82	38	13/31	42	18/51	35	10/13	77	2	15	17	14	16	8	0	11	20	90	12.9		
14	LEDEZMA Osven	7	244	34:51	35/84	42	35/81	43	0/3	0	15/24	63	18	49	67	15	29	5	9	16	27	85	12.1		
13	BUSTAMANTE Camilo	7	179	25:31	19/58	33	11/30	37	8/28	29	6/7	86	5	12	17	18	20	8	1	12	16	52	7.4		
15	PENA Francisco	7	136	19:27	15/42	36	12/28	43	3/14	21	3/4	75	6	12	18	7	6	3	0	9	4	36	5.1		
6	ITURRIAGA Cristian	7	114	16:13	9/39	23	1/13	8	8/26	31	6/6	100	3	12	15	10	15	4	0	8	6	32	4.6		
12	COTRONEO Rocco	6	115	19:12	11/29	38	11/29	38	0/0	0	3/4	75	10	13	23	2	9	0	2	10	6	25	4.2		
11	AGUIRRE Diego	7	147	20:58	9/35	26	3/19	16	6/16	38	2/2	100	0	20	20	4	7	2	0	19	3	26	3.7		
9	IRRIBARRA Jonathan	5	88	17:40	6/29	21	4/18	22	2/11	18	2/3	67	3	10	13	7	12	5	0	6	14	16	3.2		
10	ARTEAGA Rolando	7	84	12:03	7/27	26	2/3	67	5/24	21	1/2	50	3	5	8	4	4	1	0	6	3	20	2.9		
8	SANINO Gabriel	6	51	8:29	4/15	27	3/8	38	1/7	14	0/0	0	1	7	8	1	5	3	0	5	1	9	1.5		
7	ZEPEDA Felipe	3	13	4:19	0/2	0	0/2	0	0/0	0	0/0	0	0	0	0	0	0	0	0	2	0	0	0.0		
5	NEHRING Jonathan	0	0	0:00	0/0	0	0/0	0	0/0	0	0/0	0	0	0	0	0	0	0	0	0	0	0	0.0		
Team / Coach																		8	22	30					
Totals					146/442	33	95/262	36	51/180	28	48/65	74	59	177	236	82	129	39	12	104	100	391	55.9		
Opponents					237/485	49	183/328	56	54/157	34	73/117	62	91	243	334	129	88	61	26	101	103	601	85.9		


AVERAGES PER GAME

	CHI	Opponents
Points from Turnovers	61	137
Points in the Paint	156	346
Second Chance Points	46	89
Fast Break Points	31	90

	CHI	Opponents
Total Field Goals Made	20.9	33.9
2 Points Field Goals Made	13.6	26.1
3 Points Field Goals Made	7.3	7.7
Free Throws Made	6.9	10.4
Offensive Rebounds	8.4	13.0
Defensive Rebounds	25.3	34.7
Total Rebounds	33.7	47.7
Assists	11.7	18.4
Fouls	14.9	14.4
Turnovers	18.4	12.6
Steals	5.6	8.7
Blocked Shots	1.7	3.7
Points from Turnovers	8.7	19.6
Points in the Paint	22.3	49.4
Second Chance Points	6.6	12.7
Fast Break Points	4.4	12.9

LEGEND

%	Shooting Percentage	AS	Assists	BS	Blocked Shots	DR	Defensive Rebounds	FD	Fouls Drawn
GP	Games Played	M / A	Made / Attempts	MIN	Minutes Played	MPG	Minutes Played per Game	OR	Offensive Rebounds
PF	Fouls	PPG	Points per Game	PTS	Points	ST	Steals	TO	Turnovers
TOT	Total Rebounds								

Timing and Results provided by  TISSOT



Cumulative Statistics

Суммарная статистика

CHN - China

AFTER 8 GAMES

No.	Name	GP	MIN	MPG	Field Goals		2 Points		3 Points		Free Throws		Rebounds			AS	TO	ST	BS	PF	FD	PTS	PPG						
					M / A	%	M / A	%	M / A	%	M / A	%	OR	DR	TOT														
7	CUI Jinming	8	261	32:36	48/88	55	45/70	64	3/18	17	14/21	67	8	26	34	21	22	13	2	16	26	113	14.1						
11	LIU Lian	8	186	23:11	31/74	42	17/34	50	14/40	35	7/9	78	10	16	26	7	20	9	2	8	8	83	10.4						
5	LIU Zihao	8	248	31:01	30/92	33	24/53	45	6/39	15	15/25	60	4	21	25	27	26	11	0	8	36	81	10.1						
15	WEI Meng	8	165	20:36	24/51	47	24/51	47	0/0	0	14/22	64	12	36	48	5	17	5	8	30	17	62	7.8						
14	DAI Huaibo	8	137	17:07	18/59	31	17/45	38	1/14	7	13/21	62	14	19	33	3	12	3	3	9	16	50	6.3						
13	ZHANG Hanqi	8	157	19:34	19/34	56	19/34	56	0/0	0	11/23	48	9	31	40	3	11	4	18	8	15	49	6.1						
8	LI Zhigang	8	101	12:36	14/27	52	9/15	60	5/12	42	15/21	71	5	17	22	5	10	2	2	12	18	48	6.0						
9	GAO Xiangnan	8	119	14:54	12/34	35	11/30	37	1/4	25	12/16	75	8	12	20	9	9	6	1	7	18	37	4.6						
12	SUN Hefeng	8	68	8:27	8/19	42	8/19	42	0/0	0	8/14	57	3	9	12	1	5	1	1	4	13	24	3.0						
6	WEN Hao	7	83	11:51	3/18	17	3/10	30	0/8	0	8/9	89	6	9	15	8	5	2	0	5	5	14	2.0						
10	XIAO Jian	7	76	10:54	4/13	31	2/6	33	2/7	29	1/7	14	1	12	13	1	11	2	1	6	4	11	1.6						
Team / Coach																		16	19	35		1							
Totals					211/509	41	179/367	49	32/142	23	118/188	63	96	227	323	90	149	58	38	113	176	572	71.5						
Opponents					287/642	45	215/435	49	72/207	35	57/90	63	149	235	384	174	111	78	21	176	111	703	87.9						


AVERAGES PER GAME

	CHN	Opponents
Points from Turnovers	77	148
Points in the Paint	320	386
Second Chance Points	81	131
Fast Break Points	87	129

	CHN	Opponents
Total Field Goals Made	26.4	35.9
2 Points Field Goals Made	22.4	26.9
3 Points Field Goals Made	4.0	9.0
Free Throws Made	14.8	7.1
Offensive Rebounds	12.0	18.6
Defensive Rebounds	28.4	29.4
Total Rebounds	40.4	48.0
Assists	11.3	21.8
Fouls	14.1	22.0
Turnovers	18.6	13.9
Steals	7.3	9.8
Blocked Shots	4.8	2.6
Points from Turnovers	9.6	18.5
Points in the Paint	40.0	48.3
Second Chance Points	10.1	16.4
Fast Break Points	10.9	16.1

LEGEND

%	Shooting Percentage	AS	Assists	BS	Blocked Shots	DR	Defensive Rebounds	FD	Fouls Drawn
GP	Games Played	M / A	Made / Attempts	MIN	Minutes Played	MPG	Minutes Played per Game	OR	Offensive Rebounds
PF	Fouls	PPG	Points per Game	PTS	Points	ST	Steals	TO	Turnovers
TOT	Total Rebounds								

Timing and Results provided by  TISSOT



Cumulative Statistics

Суммарная статистика

CZE - Czech Republic

AFTER 8 GAMES

No.	Name	GP	MIN	MPG	Field Goals		2 Points		3 Points		Free Throws		Rebounds			AS	TO	ST	BS	PF	FD	PTS	PPG
					M / A	%	M / A	%	M / A	%	M / A	%	OR	DR	TOT								
8	CIZ Adam	8	227	28:21	34/84	40	14/34	41	20/50	40	7/14	50	3	21	24	28	24	7	0	18	17	95	11.9
5	MARES Michal	8	205	25:35	28/66	42	18/36	50	10/30	33	13/13	100	12	9	21	12	18	4	1	23	15	79	9.9
11	SLAVIK Jiri	8	184	22:57	31/64	48	30/59	51	1/5	20	15/32	47	23	34	57	7	9	2	6	19	31	78	9.8
14	GNIADEK Martin	8	150	18:44	24/59	41	20/46	43	4/13	31	2/5	40	8	20	28	10	12	3	3	28	8	54	6.8
9	CVEK Viktor	8	204	25:30	20/59	34	16/34	47	4/25	16	8/13	62	12	33	45	17	13	6	0	12	21	52	6.5
12	JIRICEK Jan	8	114	14:12	21/46	46	21/42	50	0/4	0	5/8	63	19	15	34	14	7	7	2	18	9	47	5.9
15	VOSLAJER Tomas	8	116	14:29	14/39	36	13/35	37	1/4	25	14/16	88	10	33	43	4	7	2	2	8	20	43	5.4
10	PETERKA Ondrej	4	62	15:24	8/23	35	5/9	56	3/14	21	0/0	0	2	5	7	1	4	0	1	8	1	19	4.8
13	KRAKOVIC Jakub	7	86	12:19	11/39	28	11/37	30	0/2	0	11/19	58	6	11	17	3	5	4	4	13	13	33	4.7
4	SOTNAR Michal	8	143	17:52	10/31	32	5/14	36	5/17	29	7/14	50	3	10	13	12	23	2	0	20	17	32	4.0
6	ZAMPACH Adam	6	67	11:13	9/20	45	9/17	53	0/3	0	4/5	80	7	3	10	3	7	1	0	8	3	22	3.7
7	VLCEK Krystof	7	68	9:41	4/9	44	4/9	44	0/0	0	3/5	60	1	3	4	4	9	0	0	10	7	11	1.6
Team / Coach															17	22	39						
Totals					214/539	40	166/372	45	48/167	29	89/144	62	123	219	342	115	140	38	19	186	162	565	70.6
Opponents					220/540	41	152/350	43	68/190	36	119/169	70	113	218	331	122	108	70	21	164	184	627	78.4


AVERAGES PER GAME

	CZE	Opponents
Points from Turnovers	100	156
Points in the Paint	292	256
Second Chance Points	109	90
Fast Break Points	68	53

	CZE	Opponents
Total Field Goals Made	26.8	27.5
2 Points Field Goals Made	20.8	19.0
3 Points Field Goals Made	6.0	8.5
Free Throws Made	11.1	14.9
Offensive Rebounds	15.4	14.1
Defensive Rebounds	27.4	27.3
Total Rebounds	42.8	41.4
Assists	14.4	15.3
Fouls	23.3	20.5
Turnovers	17.5	13.5
Steals	4.8	8.8
Blocked Shots	2.4	2.6
Points from Turnovers	12.5	19.5
Points in the Paint	36.5	32.0
Second Chance Points	13.6	11.3
Fast Break Points	8.5	6.6

LEGEND

%	Shooting Percentage	AS	Assists	BS	Blocked Shots	DR	Defensive Rebounds	FD	Fouls Drawn
GP	Games Played	M / A	Made / Attempts	MIN	Minutes Played	MPG	Minutes Played per Game	OR	Offensive Rebounds
PF	Fouls	PPG	Points per Game	PTS	Points	ST	Steals	TO	Turnovers
TOT	Total Rebounds								

Timing and Results provided by  TISSOT



Cumulative Statistics

Суммарная статистика

EST - Estonia

AFTER 8 GAMES

No.	Name	GP	MIN	MPG	Field Goals		2 Points		3 Points		Free Throws		Rebounds			AS	TO	ST	BS	PF	FD	PTS	PPG		
					M / A	%	M / A	%	M / A	%	M / A	%	OR	DR	TOT										
12	RAADIK Toomas	8	249	31:05	54/91	59	46/79	58	8/12	67	31/32	97	11	30	41	14	16	5	7	25	23	147	18.4		
13	SAARMETS Madis	8	210	26:15	34/76	45	24/40	60	10/36	28	5/9	56	7	36	43	9	15	1	11	16	11	83	10.4		
6	PUIDET Jaan	8	242	30:15	22/58	38	17/45	38	5/13	38	13/16	81	15	31	46	21	33	7	3	18	22	62	7.8		
9	KEEDUS Erik	8	235	29:23	21/70	30	16/44	36	5/26	19	10/17	59	12	33	45	22	29	9	0	22	29	57	7.1		
10	KERES Kristjan	8	178	22:12	19/54	35	11/29	38	8/25	32	6/9	67	5	14	19	10	7	4	0	18	10	52	6.5		
8	HAMARSALU Taavi	7	113	16:07	12/45	27	5/15	33	7/30	23	2/2	100	3	7	10	6	7	5	0	18	6	33	4.7		
15	VOOLAIK Kristjan	5	78	15:39	9/29	31	8/15	53	1/14	7	2/4	50	3	17	20	2	5	1	1	8	7	21	4.2		
11	ULP Priidik	6	88	14:38	8/16	50	3/4	75	5/12	42	2/2	100	3	3	6	2	1	2	0	1	3	23	3.8		
14	LIIVAMAGI Kevin	3	39	13:02	1/11	9	1/6	17	0/5	0	3/3	100	2	4	6	0	6	0	1	3	3	5	1.7		
4	RAUDLA Siim	8	193	24:08	5/23	22	4/17	24	1/6	17	1/2	50	5	22	27	10	12	4	1	15	9	12	1.5		
Team / Coach																16	26	42				9			
Totals					185/473	39	135/294	46	50/179	28	75/96	78	82	223	305	96	140	38	24	144	123	495	61.9		
Opponents					208/557	37	142/330	43	66/227	29	81/127	64	138	210	348	100	97	73	23	124	144	563	70.4		


AVERAGES PER GAME

	EST	Opponents
Points from Turnovers	86	138
Points in the Paint	230	244
Second Chance Points	64	105
Fast Break Points	39	62

	EST	Opponents
Total Field Goals Made	23.1	26.0
2 Points Field Goals Made	16.9	17.8
3 Points Field Goals Made	6.3	8.3
Free Throws Made	9.4	10.1
Offensive Rebounds	10.3	17.3
Defensive Rebounds	27.9	26.3
Total Rebounds	38.1	43.5
Assists	12.0	12.5
Fouls	18.0	15.5
Turnovers	17.5	12.1
Steals	4.8	9.1
Blocked Shots	3.0	2.9
Points from Turnovers	10.8	17.3
Points in the Paint	28.8	30.5
Second Chance Points	8.0	13.1
Fast Break Points	4.9	7.8

LEGEND

%	Shooting Percentage	AS	Assists	BS	Blocked Shots	DR	Defensive Rebounds	FD	Fouls Drawn
GP	Games Played	M / A	Made / Attempts	MIN	Minutes Played	MPG	Minutes Played per Game	OR	Offensive Rebounds
PF	Fouls	PPG	Points per Game	PTS	Points	ST	Steals	TO	Turnovers
TOT	Total Rebounds								

Timing and Results provided by  TISSOT



Cumulative Statistics

Суммарная статистика

FIN - Finland

AFTER 8 GAMES

No.	Name	GP	MIN	MPG	Field Goals		2 Points		3 Points		Free Throws		Rebounds			AS	TO	ST	BS	PF	FD	PTS	PPG				
					M / A	%	M / A	%	M / A	%	M / A	%	OR	DR	TOT												
10	LINDBOM Carl	8	188	23:28	36/94	38	19/56	34	17/38	45	12/17	71	12	18	30	5	10	5	7	16	20	101	12.6				
14	AHONEN Roope	8	223	27:55	33/79	42	19/35	54	14/44	32	16/16	100	5	13	18	28	29	10	0	14	23	96	12.0				
15	NIKKARINEN Antto	8	230	28:43	29/75	39	12/28	43	17/47	36	4/9	44	4	11	15	41	17	20	3	17	28	79	9.9				
11	LEHTORANTA Juh	8	156	19:28	19/43	44	7/10	70	12/33	36	5/6	83	9	18	27	11	8	6	1	13	6	55	6.9				
4	NIEMI Jesse	8	167	20:51	19/45	42	12/20	60	7/25	28	9/13	69	13	19	32	3	4	9	0	17	11	54	6.8				
12	TOIVONEN Lauri	8	123	15:26	16/32	50	16/32	50	0/0	0	6/11	55	13	21	34	3	4	4	0	13	14	38	4.8				
8	MOLENIUS Markus	8	102	12:41	13/41	32	4/14	29	9/27	33	3/4	75	3	14	17	0	7	2	1	18	4	38	4.8				
5	SANDBERG Mikael	8	159	19:52	13/36	36	11/26	42	2/10	20	4/10	40	14	33	47	10	15	7	6	22	17	32	4.0				
6	OJALA Matias	8	69	8:34	11/26	42	5/13	38	6/13	46	4/6	67	8	8	16	3	2	4	0	9	6	32	4.0				
13	VAENERBERG Alex	8	109	13:37	9/26	35	8/17	47	1/9	11	0/4	0	3	8	11	14	7	6	0	12	5	19	2.4				
9	IKAVALKO Sami	8	75	9:20	5/14	36	2/6	33	3/8	38	5/6	83	1	9	10	6	5	2	0	10	7	18	2.3				
7	NUUTINEN Matti	0	0	0:00	0/0	0	0/0	0	0/0	0	0/0	0	0	0	0	0	0	0	0	0	0	0	0.0				
Team / Coach																		8	17	25				4			
Totals					203/511	40	115/257	45	88/254	35	68/102	67	93	189	282	124	112	75	18	161	141	562	70.3				
Opponents					196/458	43	146/306	48	50/152	33	93/144	65	92	222	314	105	154	52	24	142	160	535	66.9				


AVERAGES PER GAME

	FIN	Opponents
Points from Turnovers	143	84
Points in the Paint	194	266
Second Chance Points	81	89
Fast Break Points	49	47

	FIN	Opponents
Total Field Goals Made	25.4	24.5
2 Points Field Goals Made	14.4	18.3
3 Points Field Goals Made	11.0	6.3
Free Throws Made	8.5	11.6
Offensive Rebounds	11.6	11.5
Defensive Rebounds	23.6	27.8
Total Rebounds	35.3	39.3
Assists	15.5	13.1
Fouls	20.1	17.8
Turnovers	14.0	19.3
Steals	9.4	6.5
Blocked Shots	2.3	3.0
Points from Turnovers	17.9	10.5
Points in the Paint	24.3	33.3
Second Chance Points	10.1	11.1
Fast Break Points	6.1	5.9

LEGEND

%	Shooting Percentage	AS	Assists	BS	Blocked Shots	DR	Defensive Rebounds	FD	Fouls Drawn
GP	Games Played	M / A	Made / Attempts	MIN	Minutes Played	MPG	Minutes Played per Game	OR	Offensive Rebounds
PF	Fouls	PPG	Points per Game	PTS	Points	ST	Steals	TO	Turnovers
TOT	Total Rebounds								

Timing and Results provided by  TISSOT



Cumulative Statistics

Суммарная статистика

GER - Germany

AFTER 8 GAMES

No.	Name	GP	MIN	MPG	Field Goals		2 Points		3 Points		Free Throws		Rebounds			AS	TO	ST	BS	PF	FD	PTS	PPG			
					M / A	%	M / A	%	M / A	%	M / A	%	OR	DR	TOT											
13	WOLFRATH-BOTTERWANN, Joes	8	184	23:02	46/72	64	46/72	64	0/0	0	16/34	47	29	33	62	6	13	5	15	20	40	108	13.5			
7	KLEIN Konstantin	7	155	22:09	26/54	48	16/33	48	10/21	48	13/16	81	6	12	18	17	12	14	0	14	17	75	10.7			
9	MOENNINGHOFF, Mathis	8	192	23:59	26/69	38	13/27	48	13/42	31	10/12	83	2	17	19	11	10	12	0	11	7	75	9.4			
14	VOIGTMANN, Johannes	8	140	17:32	30/52	58	30/51	59	0/1	0	12/19	63	29	23	52	12	14	5	7	10	14	72	9.0			
4	CANTY Anthony	7	142	20:14	18/51	35	14/24	58	4/27	15	20/21	95	1	10	11	15	7	10	0	4	16	60	8.6			
6	KOCH Florian	5	57	11:22	16/26	62	13/19	68	3/7	43	3/4	75	4	7	11	2	5	1	0	7	2	38	7.6			
8	SCHMIDT Stefan	8	172	21:32	20/44	45	20/44	45	0/0	0	19/25	76	18	29	47	10	8	9	5	11	22	59	7.4			
12	WENDT Ole	8	175	21:52	16/64	25	12/43	28	4/21	19	10/19	53	9	24	33	18	21	8	1	20	23	46	5.8			
10	KRAMER Dennis	8	87	10:51	18/39	46	17/27	63	1/12	8	2/2	100	7	11	18	8	6	2	4	14	2	39	4.9			
5	JOENKE Till-Joscha	8	138	17:14	12/32	38	11/30	37	1/2	50	7/15	47	12	9	21	6	19	5	0	9	14	32	4.0			
11	ZEIS Peter	8	129	16:08	8/26	31	3/5	60	5/21	24	7/9	78	5	12	17	3	6	5	0	9	9	28	3.5			
15	ZIEGENHAGEN, Malte	7	51	7:17	4/15	27	4/9	44	0/6	0	0/3	0	2	8	10	9	8	4	0	7	5	8	1.1			
Team / Coach														11	27	38							4			
Totals					240/544	44	199/384	52	41/160	26	119/179	66	135	222	357	117	133	80	32	136	171	640	80.0			
Opponents					196/518	38	139/330	42	57/188	30	86/118	73	98	200	298	93	159	64	15	172	135	535	66.9			


AVERAGES PER GAME

	GER	Opponents
Points from Turnovers	161	124
Points in the Paint	334	212
Second Chance Points	135	71
Fast Break Points	75	48

	GER	Opponents
Total Field Goals Made	30.0	24.5
2 Points Field Goals Made	24.9	17.4
3 Points Field Goals Made	5.1	7.1
Free Throws Made	14.9	10.8
Offensive Rebounds	16.9	12.3
Defensive Rebounds	27.8	25.0
Total Rebounds	44.6	37.3
Assists	14.6	11.6
Fouls	17.0	21.5
Turnovers	16.6	19.9
Steals	10.0	8.0
Blocked Shots	4.0	1.9
Points from Turnovers	20.1	15.5
Points in the Paint	41.8	26.5
Second Chance Points	16.9	8.9
Fast Break Points	9.4	6.0

LEGEND

%	Shooting Percentage	AS	Assists	BS	Blocked Shots	DR	Defensive Rebounds	FD	Fouls Drawn
GP	Games Played	M / A	Made / Attempts	MIN	Minutes Played	MPG	Minutes Played per Game	OR	Offensive Rebounds
PF	Fouls	PPG	Points per Game	PTS	Points	ST	Steals	TO	Turnovers
TOT	Total Rebounds								

Timing and Results provided by  TISSOT



Cumulative Statistics

Суммарная статистика

JPN - Japan

AFTER 8 GAMES

No.	Name	GP	MIN	MPG	Field Goals		2 Points		3 Points		Free Throws		Rebounds			AS	TO	ST	BS	PF	FD	PTS	PPG
					M / A	%	M / A	%	M / A	%	M / A	%	OR	DR	TOT								
6	UTO Naoki	7	172	24:31	29/59	49	29/53	55	0/6	0	28/32	88	5	19	24	32	24	8	1	12	34	86	12.3
5	NAGAYOSHI Yuya	7	221	31:31	26/57	46	24/49	49	2/8	25	12/17	71	19	29	48	12	13	10	5	15	15	66	9.4
15	IKARUGA Seiji	7	164	23:28	27/51	53	23/39	59	4/12	33	8/11	73	7	11	18	18	18	6	1	11	16	66	9.4
14	HASHIMOTO Kosuke	7	167	23:50	26/60	43	21/50	42	5/10	50	3/7	43	11	15	26	1	3	2	3	16	9	60	8.6
11	NOMOTO Kengo	7	157	22:29	19/40	48	11/25	44	8/15	53	13/20	65	7	15	22	8	14	5	0	7	16	59	8.4
13	BANDO Taku	7	102	14:33	19/48	40	1/5	20	18/43	42	3/7	43	2	9	11	8	8	4	0	7	6	59	8.4
7	FUJII Yuma	7	146	20:53	15/40	38	10/22	45	5/18	28	10/11	91	6	11	17	13	17	16	0	16	10	45	6.4
8	KAWAKAMI Sohei	5	41	8:06	9/17	53	7/14	50	2/3	67	3/4	75	0	6	6	3	3	4	0	5	6	23	4.6
9	FUJITAKA Soichiro	6	83	13:45	8/14	57	7/11	64	1/3	33	2/4	50	3	8	11	7	8	3	0	12	8	19	3.2
10	HAREYAMA Kebin	5	63	12:35	4/21	19	2/8	25	2/13	15	4/4	100	5	6	11	2	5	3	0	7	3	14	2.8
4	NAKAHIGASHI Taito	5	52	10:21	5/15	33	5/10	50	0/5	0	3/5	60	1	3	4	10	5	4	3	9	5	13	2.6
12	MINAGAWA Toru	4	33	8:14	2/3	67	2/3	67	0/0	0	2/6	33	2	6	8	0	1	2	0	6	3	6	1.5
Team / Coach																							
Totals					189/425	44	142/289	49	47/136	35	91/128	71	80	154	234	114	121	67	13	123	131	536	67.0
Opponents					199/446	45	165/314	53	34/132	26	73/109	67	107	168	275	91	132	67	14	132	123	505	63.1


AVERAGES PER GAME

	JPN	Opponents
Points from Turnovers	132	123
Points in the Paint	210	290
Second Chance Points	64	76
Fast Break Points	101	73

	JPN	Opponents
Total Field Goals Made	23.6	24.9
2 Points Field Goals Made	17.8	20.6
3 Points Field Goals Made	5.9	4.3
Free Throws Made	11.4	9.1
Offensive Rebounds	10.0	13.4
Defensive Rebounds	19.3	21.0
Total Rebounds	29.3	34.4
Assists	14.3	11.4
Fouls	15.4	16.5
Turnovers	15.1	16.5
Steals	8.4	8.4
Blocked Shots	1.6	1.8
Points from Turnovers	16.5	15.4
Points in the Paint	26.3	36.3
Second Chance Points	8.0	9.5
Fast Break Points	12.6	9.1

LEGEND

%	Shooting Percentage	AS	Assists	BS	Blocked Shots	DR	Defensive Rebounds	FD	Fouls Drawn
GP	Games Played	M / A	Made / Attempts	MIN	Minutes Played	MPG	Minutes Played per Game	OR	Offensive Rebounds
PF	Fouls	PPG	Points per Game	PTS	Points	ST	Steals	TO	Turnovers
TOT	Total Rebounds								

Timing and Results provided by  TISSOT



Cumulative Statistics

Суммарная статистика

KOR - Korea

AFTER 8 GAMES

No.	Name	GP	MIN	MPG	Field Goals		2 Points		3 Points		Free Throws		Rebounds			AS	TO	ST	BS	PF	FD	PTS	PPG
					M / A	%	M / A	%	M / A	%	M / A	%	OR	DR	TOT								
5	DOO Kyung Min	8	233	29:07	45/110	41	19/46	41	26/64	41	23/25	92	3	22	25	15	20	16	0	17	31	139	17.4
15	KIM Jun Yi	8	214	26:45	33/75	44	33/75	44	0/0	0	18/38	47	10	27	37	7	18	7	3	14	29	84	10.5
11	JEON Seong Hyen	8	129	16:05	26/67	39	6/15	40	20/52	38	2/2	100	3	7	10	3	4	6	1	6	2	74	9.3
13	JEONG Hyo Geun	7	135	19:14	22/45	49	13/25	52	9/20	45	9/13	69	10	26	36	8	16	6	5	15	17	62	8.9
7	PARK Jae Hyun	8	223	27:52	23/56	41	9/23	39	14/33	42	4/7	57	5	14	19	26	15	12	1	20	14	64	8.0
14	LEE Dae Heon	8	229	28:34	17/40	43	17/39	44	0/1	0	17/20	85	27	31	58	8	16	7	1	26	19	51	6.4
8	KIM Jihoo	7	63	9:02	15/30	50	7/14	50	8/16	50	4/5	80	2	4	6	4	3	4	0	10	5	42	6.0
6	HEO Ung	8	83	10:23	15/26	58	9/11	82	6/15	40	6/7	86	1	7	8	6	10	6	1	8	11	42	5.3
12	HAN Ho Bin	8	135	16:54	13/36	36	8/21	38	5/15	33	9/13	69	2	6	8	22	8	8	0	6	11	40	5.0
9	LEE Hyeon Seok	5	48	9:39	7/20	35	1/2	50	6/18	33	4/8	50	1	4	5	3	1	2	0	1	5	24	4.8
10	BAE Soo Yone	8	122	15:17	6/25	24	2/11	18	4/14	29	2/4	50	5	13	18	4	5	6	1	15	5	18	2.3
4	LEE Jaedo	4	36	8:55	3/10	30	3/5	60	0/5	0	2/4	50	3	1	4	6	7	2	0	1	3	8	2.0
Team / Coach																							
Totals					225/540	42	127/287	44	98/253	39	100/146	68	80	180	260	112	126	82	13	139	152	648	81.0
Opponents					300/600	50	254/441	58	46/159	29	68/117	58	140	256	396	151	141	61	24	152	139	714	89.3


AVERAGES PER GAME

	KOR	Opponents
Points from Turnovers	158	133
Points in the Paint	200	466
Second Chance Points	80	143
Fast Break Points	57	86

	KOR	Opponents
Total Field Goals Made	28.1	37.5
2 Points Field Goals Made	15.9	31.8
3 Points Field Goals Made	12.3	5.8
Free Throws Made	12.5	8.5
Offensive Rebounds	10.0	17.5
Defensive Rebounds	22.5	32.0
Total Rebounds	32.5	49.5
Assists	14.0	18.9
Fouls	17.4	19.0
Turnovers	15.8	17.6
Steals	10.3	7.6
Blocked Shots	1.6	3.0
Points from Turnovers	19.8	16.6
Points in the Paint	25.0	58.3
Second Chance Points	10.0	17.9
Fast Break Points	7.1	10.8

LEGEND

%	Shooting Percentage	AS	Assists	BS	Blocked Shots	DR	Defensive Rebounds	FD	Fouls Drawn
GP	Games Played	M / A	Made / Attempts	MIN	Minutes Played	MPG	Minutes Played per Game	OR	Offensive Rebounds
PF	Fouls	PPG	Points per Game	PTS	Points	ST	Steals	TO	Turnovers
TOT	Total Rebounds								

Timing and Results provided by  TISSOT



Cumulative Statistics

Суммарная статистика

LTU - Lithuania

AFTER 8 GAMES

No.	Name	GP	MIN	MPG	Field Goals		2 Points		3 Points		Free Throws		Rebounds			AS	TO	ST	BS	PF	FD	PTS	PPG																			
					M / A	%	M / A	%	M / A	%	M / A	%	OR	DR	TOT																											
5	CIZAUSKAS Vytenis	8	145	18:07	31/55	56	23/41	56	8/14	57	17/19	89	5	17	22	27	11	11	0	13	14	87	10.9																			
8	JUSKEVICIUS Adas	8	190	23:41	31/65	48	16/30	53	15/35	43	3/5	60	8	25	33	18	15	11	1	8	12	80	10.0																			
12	ORELIK Gediminas	8	154	19:17	24/52	46	18/30	60	6/22	27	25/26	96	15	17	32	11	9	8	1	14	23	79	9.9																			
4	VASILIAUSKAS Sarunas	8	159	19:50	26/50	52	14/22	64	12/28	43	11/14	79	3	9	12	24	10	3	1	11	15	75	9.4																			
7	BENDZIUS Eimantas	8	167	20:55	32/54	59	25/37	68	7/17	41	2/6	33	15	22	37	14	10	5	4	16	7	73	9.1																			
10	LIPKEVICIUS Vytenis	8	193	24:10	25/49	51	20/38	53	5/11	45	15/22	68	11	22	33	20	14	12	0	17	24	70	8.8																			
13	BUTERLEVICIUS Simas	8	173	21:36	23/46	50	12/16	75	11/30	37	11/14	79	2	17	19	13	1	7	1	18	10	68	8.5																			
14	CEPUKAITIS Vaidas	8	137	17:07	27/46	59	27/45	60	0/1	0	7/16	44	17	30	47	6	7	4	13	18	21	61	7.6																			
15	DRUNGILAS Adomas	8	112	13:57	17/36	47	17/35	49	0/1	0	20/25	80	17	24	41	4	13	3	3	20	18	54	6.8																			
11	KUPSAS Mindaugas	8	73	9:05	18/33	55	18/33	55	0/0	0	3/7	43	12	12	24	4	11	5	3	14	12	39	4.9																			
6	PECIUKIUS Augustas	6	73	12:10	9/27	33	7/18	39	2/9	22	2/2	100	4	9	13	8	5	5	0	4	7	22	3.7																			
9	ULANOVAS Edgaras	3	24	8:08	1/4	25	1/2	50	0/2	0	0/0	0	1	2	3	3	0	1	1	0	1	2	0.7																			
Team / Coach													6			17		23																								
Totals					264/517		51		198/347		57		66/170		39		116/156		74		116		223		339		152		107		75		28		153		164		710		88.8	
Opponents					172/451		38		128/296		43		44/155		28		77/116		66		73		148		221		80		148		48		13		166		149		465		58.1	


AVERAGES PER GAME

	LTU	Opponents
Points from Turnovers	153	74
Points in the Paint	356	202
Second Chance Points	98	36
Fast Break Points	105	19

	LTU	Opponents
Total Field Goals Made	33.0	21.5
2 Points Field Goals Made	24.8	16.0
3 Points Field Goals Made	8.3	5.5
Free Throws Made	14.5	9.6
Offensive Rebounds	14.5	9.1
Defensive Rebounds	27.9	18.5
Total Rebounds	42.4	27.6
Assists	19.0	10.0
Fouls	19.1	20.8
Turnovers	13.4	18.5
Steals	9.4	6.0
Blocked Shots	3.5	1.6
Points from Turnovers	19.1	9.3
Points in the Paint	44.5	25.3
Second Chance Points	12.3	4.5
Fast Break Points	13.1	2.4

LEGEND

%	Shooting Percentage	AS	Assists	BS	Blocked Shots	DR	Defensive Rebounds	FD	Fouls Drawn
GP	Games Played	M / A	Made / Attempts	MIN	Minutes Played	MPG	Minutes Played per Game	OR	Offensive Rebounds
PF	Fouls	PPG	Points per Game	PTS	Points	ST	Steals	TO	Turnovers
TOT	Total Rebounds								

Timing and Results provided by  TISSOT



Cumulative Statistics

Суммарная статистика

MEX - Mexico

AFTER 8 GAMES

No.	Name	GP	MIN	MPG	Field Goals		2 Points		3 Points		Free Throws		Rebounds			AS	TO	ST	BS	PF	FD	PTS	PPG
					M / A	%	M / A	%	M / A	%	M / A	%	OR	DR	TOT								
13	BENITEZ Fernando	7	149	21:18	38/65	58	38/65	58	0/0	0	13/22	59	20	18	38	5	12	7	2	19	18	89	12.7
5	CALATAYUD Ricardo	7	172	24:35	30/76	39	19/40	48	11/36	31	13/21	62	7	16	23	17	23	5	2	16	29	84	12.0
4	JAIMES Fabian	7	202	28:50	36/60	60	36/59	61	0/1	0	8/12	67	21	42	63	8	16	20	3	15	14	80	11.4
9	RAMIREZ Juan	7	195	27:50	25/60	42	22/43	51	3/17	18	11/12	92	5	9	14	16	14	6	1	11	13	64	9.1
15	FELIX Jesus	7	166	23:44	20/51	39	9/21	43	11/30	37	8/15	53	5	13	18	11	10	6	2	14	12	59	8.4
12	GIRON Daniel	6	85	14:06	13/26	50	12/17	71	1/9	11	1/3	33	6	11	17	8	6	5	1	9	8	28	4.7
8	NOLASCO Israel	7	101	14:25	14/29	48	14/29	48	0/0	0	3/10	30	8	19	27	1	12	5	1	12	6	31	4.4
10	SANTANA Pablo	7	100	14:14	13/35	37	13/26	50	0/9	0	1/2	50	7	8	15	19	5	11	0	13	8	27	3.9
14	GUTIERREZ Jose	7	53	7:32	11/21	52	11/21	52	0/0	0	3/8	38	13	12	25	3	7	2	5	9	9	25	3.6
6	GARAY Alejandro	6	58	9:44	8/25	32	5/11	45	3/14	21	1/2	50	1	4	5	3	5	3	0	4	4	20	3.3
7	CHEDA Mauricio	7	65	9:20	9/23	39	8/20	40	1/3	33	3/5	60	3	7	10	9	19	4	1	8	4	22	3.1
11	GRACIA Ivan	6	54	8:57	6/16	38	3/5	60	3/11	27	1/2	50	0	4	4	6	3	4	0	9	4	16	2.7
Team / Coach															12	19	31						
Totals					223/487	46	190/357	53	33/130	25	66/114	58	108	182	290	106	135	78	18	139	129	565	70.6
Opponents					186/426	44	124/253	49	62/173	36	83/129	64	72	172	244	101	145	61	11	130	139	517	64.6


AVERAGES PER GAME

	MEX	Opponents
Points from Turnovers	124	137
Points in the Paint	334	198
Second Chance Points	90	52
Fast Break Points	66	30

	MEX	Opponents
Total Field Goals Made	27.9	23.3
2 Points Field Goals Made	23.8	15.5
3 Points Field Goals Made	4.1	7.8
Free Throws Made	8.3	10.4
Offensive Rebounds	13.5	9.0
Defensive Rebounds	22.8	21.5
Total Rebounds	36.3	30.5
Assists	13.3	12.6
Fouls	17.4	16.3
Turnovers	16.9	18.1
Steals	9.8	7.6
Blocked Shots	2.3	1.4
Points from Turnovers	15.5	17.1
Points in the Paint	41.8	24.8
Second Chance Points	11.3	6.5
Fast Break Points	8.3	3.8

LEGEND

%	Shooting Percentage	AS	Assists	BS	Blocked Shots	DR	Defensive Rebounds	FD	Fouls Drawn
GP	Games Played	M / A	Made / Attempts	MIN	Minutes Played	MPG	Minutes Played per Game	OR	Offensive Rebounds
PF	Fouls	PPG	Points per Game	PTS	Points	ST	Steals	TO	Turnovers
TOT	Total Rebounds								

Timing and Results provided by  TISSOT



Cumulative Statistics

Суммарная статистика

MGL - Mongolia

AFTER 8 GAMES

No.	Name	GP	MIN	MPG	Field Goals		2 Points		3 Points		Free Throws		Rebounds			AS	TO	ST	BS	PF	FD	PTS	PPG		
					M / A	%	M / A	%	M / A	%	M / A	%	OR	DR	TOT										
9	TUNGALAG Sanchir	7	202	28:48	50/128	39	32/72	44	18/56	32	27/33	82	8	33	41	11	26	15	3	18	32	145	20.7		
6	BATTUVSHIN Bilguun	7	200	28:32	39/80	49	32/62	52	7/18	39	10/17	59	5	23	28	8	30	15	9	22	25	95	13.6		
13	TSERENDAGVA Azbayar	7	211	30:04	26/67	39	10/24	42	16/43	37	5/6	83	4	16	20	9	21	10	0	13	3	73	10.4		
4	OTGONBAATAR Sergelen	7	136	19:23	13/27	48	10/23	43	3/4	75	3/4	75	4	7	11	13	15	6	0	16	9	32	4.6		
14	ENHTAVAN Tserenbaatar	7	162	23:12	12/40	30	12/36	33	0/4	0	5/10	50	13	12	25	3	10	7	1	12	13	29	4.1		
10	DAVADORJ Munkhuushin	7	93	13:13	9/32	28	5/14	36	4/18	22	5/6	83	1	4	5	9	10	1	1	14	7	27	3.9		
8	DAVASHAMBUU Delgermyan	7	129	18:28	7/30	23	7/29	24	0/1	0	2/4	50	8	10	18	4	8	8	0	13	7	16	2.3		
15	AVARZED Gansukh	6	64	10:41	6/16	38	6/13	46	0/3	0	2/4	50	2	11	13	5	16	6	1	9	6	14	2.3		
7	BATBOLD Darkhambags	6	57	9:30	3/14	21	2/6	33	1/8	13	2/2	100	2	6	8	0	6	1	0	11	3	9	1.5		
12	OTGONBAYAR Ochirbat	7	63	8:57	4/7	57	3/6	50	1/1	100	1/2	50	3	6	9	0	3	2	0	6	1	10	1.4		
11	ENKHBAT Dulguun	6	23	3:50	2/5	40	2/5	40	0/0	0	1/2	50	4	0	4	1	1	2	0	2	3	5	0.8		
5	GOTOV Tseguunbayar	7	61	8:43	2/10	20	2/6	33	0/4	0	0/0	0	1	3	4	1	7	3	1	4	1	4	0.6		
Team / Coach																		13	17	30					
Totals					173/456	38	123/296	42	50/160	31	63/90	70	68	148	216	64	157	76	16	140	110	479	59.9		
Opponents					259/481	54	210/345	61	49/136	36	90/142	63	100	225	325	165	147	79	29	114	141	657	82.1		


AVERAGES PER GAME

	MGL	Opponents
Points from Turnovers	112	170
Points in the Paint	194	392
Second Chance Points	44	96
Fast Break Points	34	138

	MGL	Opponents
Total Field Goals Made	21.6	32.4
2 Points Field Goals Made	15.4	26.3
3 Points Field Goals Made	6.3	6.1
Free Throws Made	7.9	11.3
Offensive Rebounds	8.5	12.5
Defensive Rebounds	18.5	28.1
Total Rebounds	27.0	40.6
Assists	8.0	20.6
Fouls	17.5	14.3
Turnovers	19.6	18.4
Steals	9.5	9.9
Blocked Shots	2.0	3.6
Points from Turnovers	14.0	21.3
Points in the Paint	24.3	49.0
Second Chance Points	5.5	12.0
Fast Break Points	4.3	17.3

LEGEND

%	Shooting Percentage	AS	Assists	BS	Blocked Shots	DR	Defensive Rebounds	FD	Fouls Drawn
GP	Games Played	M / A	Made / Attempts	MIN	Minutes Played	MPG	Minutes Played per Game	OR	Offensive Rebounds
PF	Fouls	PPG	Points per Game	PTS	Points	ST	Steals	TO	Turnovers
TOT	Total Rebounds								

Timing and Results provided by  TISSOT



Cumulative Statistics

Суммарная статистика

NOR - Norway

AFTER 8 GAMES

No.	Name	GP	MIN	MPG	Field Goals		2 Points		3 Points		Free Throws		Rebounds			AS	TO	ST	BS	PF	FD	PTS	PPG								
					M / A	%	M / A	%	M / A	%	M / A	%	OR	DR	TOT																
11	MJOS Stian	8	235	29:19	34/101	34	18/53	34	16/48	33	4/5	80	3	17	20	19	24	10	0	21	16	88	11.0								
6	STIEN Anders	8	174	21:44	31/79	39	19/45	42	12/34	35	9/18	50	3	12	15	17	12	4	0	16	23	83	10.4								
8	JAWARA Karamo	8	198	24:43	27/53	51	22/42	52	5/11	45	8/11	73	16	45	61	20	11	8	6	19	13	67	8.4								
14	NIWACHUKWU Roy Eneka	7	145	20:44	20/48	42	18/41	44	2/7	29	3/14	21	17	29	46	10	11	9	5	16	15	45	6.4								
12	FIVELSTAD Magne	8	133	16:39	19/33	58	19/32	59	0/1	0	7/8	88	13	20	33	7	9	1	1	14	8	45	5.6								
10	BOLIN Aksel	8	154	19:13	16/42	38	13/28	46	3/14	21	6/10	60	12	13	25	14	11	10	5	20	8	41	5.1								
13	SOMMERFELDT Torgim	8	146	18:15	16/47	34	9/20	45	7/27	26	2/4	50	5	26	31	12	10	9	0	18	7	41	5.1								
5	BOEHN Fredrik	8	74	9:15	15/30	50	5/9	56	10/21	48	1/2	50	1	1	2	5	2	2	0	8	3	41	5.1								
7	OSTBYE Nicolay	8	98	12:11	16/41	39	14/28	50	2/13	15	6/8	75	4	5	9	6	11	2	0	10	7	40	5.0								
4	MIDTVEDT Magnus	8	85	10:34	8/26	31	7/18	39	1/8	13	7/8	88	6	5	11	14	7	1	0	10	6	24	3.0								
15	BRADASCIO Mattia	7	66	9:28	8/15	53	6/9	67	2/6	33	1/2	50	6	12	18	4	2	2	0	8	1	19	2.7								
9	LUNDESTAD Oevind	8	93	11:36	7/30	23	3/15	20	4/15	27	2/4	50	3	7	10	7	7	3	0	12	2	20	2.5								
Team / Coach																	12	17	29												
Totals					217/545	40	153/340	45	64/205	31	56/94	60	101	209	310	135	122	61	17	172	109	554	69.3								
Opponents					194/464	42	126/255	49	68/209	33	119/170	70	79	236	315	116	148	65	23	109	171	575	71.9								


AVERAGES PER GAME

	NOR	Opponents
Points from Turnovers	119	106
Points in the Paint	258	216
Second Chance Points	80	63
Fast Break Points	70	67

	NOR	Opponents
Total Field Goals Made	27.1	24.3
2 Points Field Goals Made	19.1	15.8
3 Points Field Goals Made	8.0	8.5
Free Throws Made	7.0	14.9
Offensive Rebounds	12.6	9.9
Defensive Rebounds	26.1	29.5
Total Rebounds	38.8	39.4
Assists	16.9	14.5
Fouls	21.5	13.6
Turnovers	15.3	18.5
Steals	7.6	8.1
Blocked Shots	2.1	2.9
Points from Turnovers	14.9	13.3
Points in the Paint	32.3	27.0
Second Chance Points	10.0	7.9
Fast Break Points	8.8	8.4

LEGEND

%	Shooting Percentage	AS	Assists	BS	Blocked Shots	DR	Defensive Rebounds	FD	Fouls Drawn
GP	Games Played	M / A	Made / Attempts	MIN	Minutes Played	MPG	Minutes Played per Game	OR	Offensive Rebounds
PF	Fouls	PPG	Points per Game	PTS	Points	ST	Steals	TO	Turnovers
TOT	Total Rebounds								

Timing and Results provided by  TISSOT



Cumulative Statistics

Суммарная статистика

OMA - Oman

AFTER 7 GAMES

No.	Name	GP	MIN	MPG	Field Goals		2 Points		3 Points		Free Throws		Rebounds			AS	TO	ST	BS	PF	FD	PTS	PPG				
					M / A	%	M / A	%	M / A	%	M / A	%	OR	DR	TOT												
7	AL AAMRI Noun	7	191	27:21	20/91	22	9/38	24	11/53	21	3/8	38	4	15	19	4	32	7	0	10	9	54	7.7				
8	AL ASMI Mohamed	6	134	22:18	18/51	35	16/44	36	2/7	29	5/8	63	6	14	20	2	11	4	0	17	6	43	7.2				
6	AL HALHALI Ahmed	7	182	25:58	20/77	26	16/43	37	4/34	12	3/10	30	12	14	26	12	31	6	0	23	21	47	6.7				
15	AL FARRAJI Hassan	7	201	28:46	17/56	30	16/49	33	1/7	14	9/14	64	22	37	59	5	12	8	4	19	11	44	6.3				
14	AL SAADI Said	7	151	21:32	17/43	40	17/43	40	0/0	0	0/4	0	15	20	35	1	11	1	3	14	10	34	4.9				
4	AL SIBANI Ahmed	7	176	25:08	13/39	33	11/29	38	2/10	20	5/8	63	1	10	11	13	36	14	0	26	13	33	4.7				
9	BANI ARABA Haltham	7	157	22:29	14/42	33	14/36	39	0/6	0	3/6	50	9	26	35	4	17	7	1	12	6	31	4.4				
13	AL AMRANI Mohammed	7	105	14:57	9/36	25	9/36	25	0/0	0	0/3	0	7	13	20	1	4	3	3	15	2	18	2.6				
5	AMABOU ALI Mahmood	3	55	18:28	2/21	10	1/7	14	1/14	7	1/3	33	1	2	3	2	10	1	0	10	2	6	2.0				
12	AL JAMOUDI Faisal	2	26	13:14	1/4	25	0/0	0	1/4	25	0/0	0	0	0	0	0	1	0	0	2	2	3	1.5				
11	AL YARABI Ashraf	1	21	20:51	0/5	0	0/5	0	0/0	0	0/0	0	1	3	4	0	2	0	0	3	1	0	0.0				
Team / Coach																17	12	29				22					
Totals					131/465	28	109/330	33	22/135	16	29/64	45	95	166	261	44	189	51	11	151	83	313	44.7				
Opponents					275/522	53	210/347	61	65/175	37	139/187	74	100	251	351	174	88	104	36	84	151	754	107.7				


AVERAGES PER GAME

	OMA	Opponents
Points from Turnovers	40	199
Points in the Paint	200	350
Second Chance Points	41	98
Fast Break Points	42	136

	OMA	Opponents
Total Field Goals Made	18.7	39.3
2 Points Field Goals Made	15.6	30.0
3 Points Field Goals Made	3.1	9.3
Free Throws Made	4.1	19.9
Offensive Rebounds	13.6	14.3
Defensive Rebounds	23.7	35.9
Total Rebounds	37.3	50.1
Assists	6.3	24.9
Fouls	21.6	12.0
Turnovers	27.0	12.6
Steals	7.3	14.9
Blocked Shots	1.6	5.1
Points from Turnovers	5.7	28.4
Points in the Paint	28.6	50.0
Second Chance Points	5.9	14.0
Fast Break Points	6.0	19.4

LEGEND

%	Shooting Percentage	AS	Assists	BS	Blocked Shots	DR	Defensive Rebounds	FD	Fouls Drawn
GP	Games Played	M / A	Made / Attempts	MIN	Minutes Played	MPG	Minutes Played per Game	OR	Offensive Rebounds
PF	Fouls	PPG	Points per Game	PTS	Points	ST	Steals	TO	Turnovers
TOT	Total Rebounds								

Timing and Results provided by  TISSOT



Cumulative Statistics

Суммарная статистика

ROU - Romania

AFTER 8 GAMES

No.	Name	GP	MIN	MPG	Field Goals		2 Points		3 Points		Free Throws		Rebounds			AS	TO	ST	BS	PF	FD	PTS	PPG		
					M / A	%	M / A	%	M / A	%	M / A	%	OR	DR	TOT										
14	GUTOAIA Adrian	7	208	29:43	34/82	41	24/44	55	10/38	26	36/42	86	4	19	23	15	20	10	0	21	36	114	16.3		
15	TIBIRNA Bogdan	7	171	24:26	31/66	47	25/46	54	6/20	30	17/23	74	15	28	43	15	7	11	10	18	21	85	12.1		
13	TOROK Rolland	7	169	24:10	23/51	45	23/40	58	0/11	0	27/37	73	16	38	54	9	20	5	1	12	28	73	10.4		
11	TOTH George	7	99	14:09	21/40	53	21/39	54	0/1	0	8/15	53	6	15	21	0	13	7	6	18	11	50	7.1		
7	CORPODEAN Vlad	7	179	25:34	14/40	35	10/28	36	4/12	33	7/8	88	10	17	27	9	13	4	2	19	11	39	5.6		
8	ORBEANU Iulian	7	98	14:03	16/38	42	15/23	65	1/15	7	2/5	40	7	11	18	2	12	2	1	12	14	35	5.0		
4	PETRISOR Catalin	7	141	20:11	10/43	23	7/21	33	3/22	14	7/7	100	4	10	14	12	16	6	0	11	8	30	4.3		
5	ROSU Adrian	7	65	9:16	5/17	29	3/5	60	2/12	17	7/9	78	4	8	12	1	3	1	0	5	6	19	2.7		
6	DUMITRESCU Vlad	7	99	14:11	3/7	43	1/2	50	2/5	40	6/9	67	4	11	15	6	7	1	0	10	7	14	2.0		
10	NEGOTESCU Vlad	5	22	4:27	3/5	60	3/4	75	0/1	0	3/6	50	0	9	9	1	8	1	2	8	3	9	1.8		
12	POP Alexandru	7	139	19:53	4/20	20	2/8	25	2/12	17	2/5	40	2	12	14	21	19	3	0	18	12	12	1.7		
9	IOAN Dan	2	8	3:57	0/1	0	0/1	0	0/0	0	0/0	0	0	1	1	0	0	0	0	1	0	0	0.0		
Team / Coach																		7	15	22					
Totals					164/410	40	134/261	51	30/149	20	122/166	73	79	194	273	91	139	51	22	153	157	500	62.5		
Opponents					195/469	42	158/334	47	37/135	27	87/140	62	91	189	280	95	109	74	22	159	152	514	64.3		


AVERAGES PER GAME

	ROU	Opponents
Points from Turnovers	98	133
Points in the Paint	238	260
Second Chance Points	64	66
Fast Break Points	54	63

	ROU	Opponents
Total Field Goals Made	20.5	24.4
2 Points Field Goals Made	16.8	19.8
3 Points Field Goals Made	3.8	4.6
Free Throws Made	15.3	10.9
Offensive Rebounds	9.9	11.4
Defensive Rebounds	24.3	23.6
Total Rebounds	34.1	35.0
Assists	11.4	11.9
Fouls	19.1	19.9
Turnovers	17.4	13.6
Steals	6.4	9.3
Blocked Shots	2.8	2.8
Points from Turnovers	12.3	16.6
Points in the Paint	29.8	32.5
Second Chance Points	8.0	8.3
Fast Break Points	6.8	7.9

LEGEND

%	Shooting Percentage	AS	Assists	BS	Blocked Shots	DR	Defensive Rebounds	FD	Fouls Drawn
GP	Games Played	M / A	Made / Attempts	MIN	Minutes Played	MPG	Minutes Played per Game	OR	Offensive Rebounds
PF	Fouls	PPG	Points per Game	PTS	Points	ST	Steals	TO	Turnovers
TOT	Total Rebounds								

Timing and Results provided by  TISSOT



Cumulative Statistics

Суммарная статистика

RUS - Russian Fed.

AFTER 8 GAMES

No.	Name	GP	MIN	MPG	Field Goals		2 Points		3 Points		Free Throws		Rebounds			AS	TO	ST	BS	PF	FD	PTS	PPG
					M / A	%	M / A	%	M / A	%	M / A	%	OR	DR	TOT								
7	KARASEV Sergey	8	197	24:36	55/97	57	35/53	66	20/44	45	22/29	76	7	39	46	28	13	11	2	13	29	152	19.0
9	KULAGIN Dmitrii	8	185	23:11	31/66	47	26/46	57	5/20	25	11/21	52	2	27	29	34	13	6	1	11	31	78	9.8
12	ZUBKOV Andrey	8	141	17:39	27/63	43	19/35	54	8/28	29	14/20	70	10	28	38	9	10	8	3	13	13	76	9.5
11	ANTONOV Semen	8	134	16:43	29/54	54	24/38	63	5/16	31	10/14	71	11	13	24	10	1	4	7	16	15	73	9.1
15	BALASHOV Nikita	8	133	16:36	24/47	51	24/44	55	0/3	0	13/15	87	21	23	44	8	6	3	7	10	17	61	7.6
6	ANTIPOV Pavel	7	85	12:07	20/39	51	15/25	60	5/14	36	6/6	100	3	9	12	4	3	3	2	8	5	51	7.3
4	GRIGORYEV Maxim	8	118	14:42	19/49	39	7/14	50	12/35	34	7/11	64	4	17	21	17	6	7	0	13	12	57	7.1
14	VALIEV Evgeny	8	113	14:04	20/38	53	20/35	57	0/3	0	12/15	80	13	14	27	6	2	11	3	25	10	52	6.5
5	ZARYAZHKO Victor	8	108	13:28	18/38	47	14/20	70	4/18	22	5/9	56	6	18	24	17	8	11	0	5	10	45	5.6
13	KHVOSTOV Dmitriy	8	186	23:16	17/30	57	12/18	67	5/12	42	2/5	40	1	13	14	29	9	15	0	12	17	41	5.1
8	IVLEV Vladimir	7	69	9:55	12/19	63	12/18	67	0/1	0	6/13	46	13	16	29	1	1	4	0	13	9	30	4.3
10	VIKHROV Artem	8	121	15:09	11/24	46	10/16	63	1/8	13	8/11	73	5	12	17	16	6	7	1	7	7	31	3.9
Team / Coach																							
Totals					283/564	50	218/362	60	65/202	32	116/169	69	104	249	353	179	78	90	26	146	175	747	93.4
Opponents					146/452	32	107/269	40	39/183	21	79/126	63	75	189	264	73	173	36	10	175	144	410	51.3


AVERAGES PER GAME

	RUS	Opponents
Points from Turnovers	202	62
Points in the Paint	364	188
Second Chance Points	99	54
Fast Break Points	99	32

	RUS	Opponents
Total Field Goals Made	35.4	18.3
2 Points Field Goals Made	27.3	13.4
3 Points Field Goals Made	8.1	4.9
Free Throws Made	14.5	9.9
Offensive Rebounds	13.0	9.4
Defensive Rebounds	31.1	23.6
Total Rebounds	44.1	33.0
Assists	22.4	9.1
Fouls	18.3	21.9
Turnovers	9.8	21.6
Steals	11.3	4.5
Blocked Shots	3.3	1.3
Points from Turnovers	25.3	7.8
Points in the Paint	45.5	23.5
Second Chance Points	12.4	6.8
Fast Break Points	12.4	4.0

LEGEND

%	Shooting Percentage	AS	Assists	BS	Blocked Shots	DR	Defensive Rebounds	FD	Fouls Drawn
GP	Games Played	M / A	Made / Attempts	MIN	Minutes Played	MPG	Minutes Played per Game	OR	Offensive Rebounds
PF	Fouls	PPG	Points per Game	PTS	Points	ST	Steals	TO	Turnovers
TOT	Total Rebounds								

Timing and Results provided by  TISSOT



Cumulative Statistics

Суммарная статистика

SRB - Serbia

AFTER 8 GAMES

No.	Name	GP	MIN	MPG	Field Goals		2 Points		3 Points		Free Throws		Rebounds			AS	TO	ST	BS	PF	FD	PTS	PPG						
					M / A	%	M / A	%	M / A	%	M / A	%	OR	DR	TOT														
12	GAGIC Dorde	7	118	16:48	31/59	53	31/58	53	0/1	0	19/25	76	12	28	40	4	17	8	5	17	18	81	11.6						
10	ZIVANOVIC Stefan	7	182	26:01	25/50	50	17/24	71	8/26	31	18/22	82	6	11	17	29	13	12	2	11	15	76	10.9						
14	MARKOVIC Nikola	7	134	19:07	31/54	57	24/39	62	7/15	47	7/16	44	9	31	40	12	6	10	2	14	15	76	10.9						
6	DIMIC Milos	7	142	20:15	18/40	45	13/23	57	5/17	29	25/26	96	5	16	21	16	11	9	1	14	30	66	9.4						
15	BALABAN Darko	7	112	15:59	28/48	58	28/47	60	0/1	0	3/6	50	7	25	32	4	11	4	4	9	11	59	8.4						
8	DRENOVAC Dorde	6	99	16:34	20/28	71	18/26	69	2/2	100	8/12	67	7	13	20	6	9	7	0	10	8	50	8.3						
4	DJOKIC Dejan	7	129	18:21	16/32	50	13/22	59	3/10	30	21/23	91	2	9	11	18	13	3	0	10	19	56	8.0						
13	SMILJANIC Ivan	4	69	17:20	8/23	35	3/8	38	5/15	33	8/12	67	7	13	20	4	0	5	2	3	6	29	7.3						
5	JOVIC Stefan	6	118	19:44	15/29	52	14/23	61	1/6	17	3/4	75	2	17	19	14	14	12	0	12	6	34	5.7						
7	MALESEVIC Nikola	6	81	13:30	11/28	39	8/20	40	3/8	38	9/13	69	5	11	16	7	4	12	0	10	7	34	5.7						
9	KALINIC Nikola	7	153	21:55	15/52	29	15/41	37	0/11	0	8/12	67	16	25	41	16	14	13	2	15	12	38	5.4						
11	MAJSTOROVIC Dorde	6	62	10:23	9/18	50	9/18	50	0/0	0	13/18	72	7	11	18	9	3	1	5	1	16	31	5.2						
Team / Coach																16	12	28				3				2			
Totals					227/461	49	193/349	55	34/112	30	142/189	75	101	222	323	139	118	96	23	128	163	650	81.3						
Opponents					144/441	33	109/300	36	35/141	25	80/113	71	82	149	231	69	156	58	21	163	120	403	50.4						


AVERAGES PER GAME

	SRB	Opponents
Points from Turnovers	190	101
Points in the Paint	362	162
Second Chance Points	74	54
Fast Break Points	107	33

	SRB	Opponents
Total Field Goals Made	28.4	18.0
2 Points Field Goals Made	24.1	13.6
3 Points Field Goals Made	4.3	4.4
Free Throws Made	17.8	10.0
Offensive Rebounds	12.6	10.3
Defensive Rebounds	27.8	18.6
Total Rebounds	40.4	28.9
Assists	17.4	8.6
Fouls	16.0	20.4
Turnovers	14.8	19.5
Steals	12.0	7.3
Blocked Shots	2.9	2.6
Points from Turnovers	23.8	12.6
Points in the Paint	45.3	20.3
Second Chance Points	9.3	6.8
Fast Break Points	13.4	4.1

LEGEND

%	Shooting Percentage	AS	Assists	BS	Blocked Shots	DR	Defensive Rebounds	FD	Fouls Drawn
GP	Games Played	M / A	Made / Attempts	MIN	Minutes Played	MPG	Minutes Played per Game	OR	Offensive Rebounds
PF	Fouls	PPG	Points per Game	PTS	Points	ST	Steals	TO	Turnovers
TOT	Total Rebounds								

Timing and Results provided by  TISSOT



Cumulative Statistics

Суммарная статистика

SWE - Sweden

AFTER 8 GAMES

No.	Name	GP	MIN	MPG	Field Goals		2 Points		3 Points		Free Throws		Rebounds			AS	TO	ST	BS	PF	FD	PTS	PPG				
					M / A	%	M / A	%	M / A	%	M / A	%	OR	DR	TOT												
6	CZERAPOWICZ Chris	8	229	28:35	40/103	39	24/54	44	16/49	33	15/22	68	8	33	41	20	10	5	0	11	14	111	13.9				
14	LINDQVIST Alexander	8	203	25:22	31/70	44	21/48	44	10/22	45	25/30	83	18	30	48	7	13	7	2	21	26	97	12.1				
8	SUNDSTROM Gustav	8	162	20:14	35/69	51	32/54	59	3/15	20	9/12	75	5	22	27	6	9	7	2	16	10	82	10.3				
15	HAMPTON Pierre	5	106	21:14	13/35	37	10/17	59	3/18	17	6/8	75	6	14	20	8	8	2	0	11	10	35	7.0				
4	BARTON Charles	8	214	26:47	21/61	34	13/29	45	8/32	25	5/8	63	2	18	20	25	10	4	0	18	9	55	6.9				
5	JOSEPH Mike	8	193	24:04	13/41	32	8/29	28	5/12	42	13/16	81	4	8	12	30	12	7	0	18	25	44	5.5				
10	LINDELL Odin	8	134	16:43	15/32	47	15/32	47	0/0	0	7/17	41	10	11	21	2	9	1	1	22	18	37	4.6				
13	HARTMAN Richard	6	98	16:21	12/20	60	12/18	67	0/2	0	1/6	17	10	12	22	2	4	1	1	12	7	25	4.2				
7	KARLSSON Andreas	8	123	15:20	14/36	39	10/26	38	4/10	40	1/2	50	5	15	20	4	5	5	0	5	4	33	4.1				
12	NORMAN Sebastian	8	115	14:20	10/24	42	10/24	42	0/0	0	3/6	50	11	18	29	2	7	1	5	4	7	23	2.9				
11	RONSTROM Johan	4	24	5:53	2/7	29	2/4	50	0/3	0	0/0	0	2	1	3	2	1	1	0	5	0	4	1.0				
Team / Coach																		14	19	33				5			
Totals					206/498	41	157/335	47	49/163	30	85/127	67	95	201	296	108	93	41	11	143	130	546	68.3				
Opponents					200/484	41	143/308	46	57/176	32	86/127	68	91	204	295	103	106	37	18	133	141	543	67.9				


AVERAGES PER GAME

	SWE	Opponents
Points from Turnovers	97	79
Points in the Paint	226	260
Second Chance Points	58	71
Fast Break Points	41	47

	SWE	Opponents
Total Field Goals Made	25.8	25.0
2 Points Field Goals Made	19.6	17.9
3 Points Field Goals Made	6.1	7.1
Free Throws Made	10.6	10.8
Offensive Rebounds	11.9	11.4
Defensive Rebounds	25.1	25.5
Total Rebounds	37.0	36.9
Assists	13.5	12.9
Fouls	17.9	16.6
Turnovers	11.6	13.3
Steals	5.1	4.6
Blocked Shots	1.4	2.3
Points from Turnovers	12.1	9.9
Points in the Paint	28.3	32.5
Second Chance Points	7.3	8.9
Fast Break Points	5.1	5.9

LEGEND

%	Shooting Percentage	AS	Assists	BS	Blocked Shots	DR	Defensive Rebounds	FD	Fouls Drawn
GP	Games Played	M / A	Made / Attempts	MIN	Minutes Played	MPG	Minutes Played per Game	OR	Offensive Rebounds
PF	Fouls	PPG	Points per Game	PTS	Points	ST	Steals	TO	Turnovers
TOT	Total Rebounds								

Timing and Results provided by  TISSOT



Cumulative Statistics

Суммарная статистика

UAE - United Arab Emirates

AFTER 8 GAMES

No.	Name	GP	MIN	MPG	Field Goals		2 Points		3 Points		Free Throws		Rebounds			AS	TO	ST	BS	PF	FD	PTS	PPG																			
					M / A	%	M / A	%	M / A	%	M / A	%	OR	DR	TOT																											
15	AHMAD AL SHABEBI Qais	4	104	25:53	27/74	36	23/57	40	4/17	24	6/10	60	10	17	27	2	8	3	1	8	8	64	16.0																			
10	OMAR ALAMERI Omer	8	284	35:32	41/101	41	22/36	61	19/65	29	11/12	92	3	26	29	10	16	4	4	16	15	112	14.0																			
6	ZUWAYED KHALIFA Saleh	4	121	30:20	25/70	36	25/68	37	0/2	0	4/8	50	3	8	11	4	15	3	0	8	17	54	13.5																			
5	AL BRAIKI Mohamed	8	206	25:42	22/55	40	20/46	43	2/9	22	19/40	48	7	20	27	7	19	2	1	10	24	65	8.1																			
4	KHALIFA AHMAD Mubarak	6	147	24:32	17/44	39	17/44	39	0/0	0	6/14	43	7	11	18	12	17	7	0	15	22	40	6.7																			
13	KHALIFA AHMAD Khalid	8	194	24:15	13/40	33	13/34	38	0/6	0	6/15	40	3	26	29	3	9	7	1	23	13	32	4.0																			
14	AHMED AL-ALI Rashid	8	207	25:54	13/41	32	13/41	32	0/0	0	4/5	80	12	15	27	5	7	1	1	26	19	30	3.8																			
8	ZAAL ALWALI Khamis	6	62	10:16	7/18	39	7/17	41	0/1	0	1/2	50	4	2	6	2	5	5	0	4	2	15	2.5																			
12	OBAD GHABISH Hamed	8	132	16:30	3/19	16	2/17	12	1/2	50	7/12	58	6	10	16	3	11	2	0	8	9	14	1.8																			
11	ALSHABA AL-ALI Mohamed	6	61	10:12	1/3	33	0/0	0	1/3	33	1/2	50	0	0	0	3	5	1	0	5	2	4	0.7																			
9	ABDULELAH A.MOH Ahmed	3	11	3:42	1/1	100	1/1	100	0/0	0	0/0	0	0	0	0	0	1	1	0	4	1	2	0.7																			
7	ALFARSI ALJNEBI Mohamed	7	70	10:03	1/9	11	1/9	11	0/0	0	2/4	50	0	6	6	1	6	1	5	16	2	4	0.6																			
Team / Coach															6			11			17			15																		
Totals					171/475		36		144/370		39		27/105		26		67/124		54		61		152		213		52		134		37		13		143		134		436		54.5	
Opponents					325/613		53		258/401		64		67/212		32		118/171		69		152		260		412		202		80		73		31		134		140		835		104.4	


AVERAGES PER GAME

	UAE	Opponents
Points from Turnovers	55	162
Points in the Paint	232	436
Second Chance Points	43	158
Fast Break Points	65	128

	UAE	Opponents
Total Field Goals Made	21.4	40.6
2 Points Field Goals Made	18.0	32.3
3 Points Field Goals Made	3.4	8.4
Free Throws Made	8.4	14.8
Offensive Rebounds	7.6	19.0
Defensive Rebounds	19.0	32.5
Total Rebounds	26.6	51.5
Assists	6.5	25.3
Fouls	17.9	16.8
Turnovers	16.8	10.0
Steals	4.6	9.1
Blocked Shots	1.6	3.9
Points from Turnovers	6.9	20.3
Points in the Paint	29.0	54.5
Second Chance Points	5.4	19.8
Fast Break Points	8.1	16.0

LEGEND

%	Shooting Percentage	AS	Assists	BS	Blocked Shots	DR	Defensive Rebounds	FD	Fouls Drawn
GP	Games Played	M / A	Made / Attempts	MIN	Minutes Played	MPG	Minutes Played per Game	OR	Offensive Rebounds
PF	Fouls	PPG	Points per Game	PTS	Points	ST	Steals	TO	Turnovers
TOT	Total Rebounds								

Timing and Results provided by  TISSOT



Cumulative Statistics

Суммарная статистика

UKR - Ukraine

AFTER 7 GAMES

No.	Name	GP	MIN	MPG	Field Goals		2 Points		3 Points		Free Throws		Rebounds			AS	TO	ST	BS	PF	FD	PTS	PPG		
					M / A	%	M / A	%	M / A	%	M / A	%	OR	DR	TOT										
15	ROCHNIAK Anton	7	187	26:38	48/80	60	36/63	57	12/17	71	15/26	58	19	25	44	13	12	3	2	12	24	123	17.6		
9	POLYULYAK Mykola	7	192	27:23	33/71	46	18/29	62	15/42	36	11/18	61	9	30	39	20	13	6	4	20	10	92	13.1		
8	BOROVSKIY Rodion	6	65	10:53	19/36	53	13/19	68	6/17	35	0/0	0	8	12	20	3	4	4	0	3	2	44	7.3		
13	POLIEZHAIIEV Ivan	7	132	18:50	18/47	38	15/32	47	3/15	20	9/18	50	8	30	38	7	14	4	3	14	15	48	6.9		
10	MYKHAILOV Anton	7	130	18:37	18/40	45	16/36	44	2/4	50	6/14	43	7	12	19	7	6	1	1	4	7	44	6.3		
14	MARCHENKO Dmytro	7	133	19:02	14/42	33	14/40	35	0/2	0	10/21	48	12	17	29	5	15	5	4	14	20	38	5.4		
5	PAVLENKO Oleksii	7	109	15:38	14/34	41	9/20	45	5/14	36	3/5	60	1	3	4	8	5	2	3	13	10	36	5.1		
4	SAINIIEV Vasyl	7	200	28:38	10/46	22	1/13	8	9/33	27	5/10	50	3	26	29	26	16	10	0	18	15	34	4.9		
7	DOLENKO Oleksandr	7	118	16:50	9/32	28	8/23	35	1/9	11	13/17	76	9	13	22	13	14	3	1	18	19	32	4.6		
12	MOTORCHUK Viacheslav	6	76	12:40	8/17	47	8/17	47	0/0	0	4/15	27	12	15	27	5	10	1	3	12	15	20	3.3		
11	OLKHOVSKIY Roman	6	57	9:25	5/16	31	5/13	38	0/3	0	2/4	50	7	11	18	5	0	1	2	2	2	12	2.0		
6	KYRYCHOK Andrii	4	26	6:23	3/10	30	3/9	33	0/1	0	1/2	50	0	2	2	0	1	1	0	0	1	7	1.8		
Team / Coach																		18	19	37					
Totals					199/471	42	146/314	46	53/157	34	79/150	53	113	215	328	112	112	41	23	130	140	530	75.7		
Opponents					190/452	42	152/320	48	38/132	29	89/131	68	69	184	253	88	94	72	21	141	130	507	72.4		


AVERAGES PER GAME

	UKR	Opponents
Points from Turnovers	99	113
Points in the Paint	242	244
Second Chance Points	91	62
Fast Break Points	54	83

	UKR	Opponents
Total Field Goals Made	28.4	27.1
2 Points Field Goals Made	20.9	21.7
3 Points Field Goals Made	7.6	5.4
Free Throws Made	11.3	12.7
Offensive Rebounds	16.1	9.9
Defensive Rebounds	30.7	26.3
Total Rebounds	46.9	36.1
Assists	16.0	12.6
Fouls	18.6	20.1
Turnovers	16.0	13.4
Steals	5.9	10.3
Blocked Shots	3.3	3.0
Points from Turnovers	14.1	16.1
Points in the Paint	34.6	34.9
Second Chance Points	13.0	8.9
Fast Break Points	7.7	11.9

LEGEND

%	Shooting Percentage	AS	Assists	BS	Blocked Shots	DR	Defensive Rebounds	FD	Fouls Drawn
GP	Games Played	M / A	Made / Attempts	MIN	Minutes Played	MPG	Minutes Played per Game	OR	Offensive Rebounds
PF	Fouls	PPG	Points per Game	PTS	Points	ST	Steals	TO	Turnovers
TOT	Total Rebounds								

Timing and Results provided by  TISSOT



Cumulative Statistics

Суммарная статистика

USA - United States

AFTER 8 GAMES

No.	Name	GP	MIN	MPG	Field Goals		2 Points		3 Points		Free Throws		Rebounds			AS	TO	ST	BS	PF	FD	PTS	PPG
					M / A	%	M / A	%	M / A	%	M / A	%	OR	DR	TOT								
11	MCDERMOTT Douglas	8	189	23:40	39/90	43	21/45	47	18/45	40	17/19	89	17	28	45	12	6	4	0	8	12	113	14.1
7	HANCOCK Luke	8	159	19:50	28/64	44	12/26	46	16/38	42	14/17	82	12	12	24	17	13	9	0	13	20	86	10.8
5	SHEEHY William	8	137	17:07	37/63	59	30/52	58	7/11	64	4/8	50	11	17	28	10	7	8	1	10	11	85	10.6
12	JEFFERSON Cory	8	174	21:43	36/53	68	35/52	67	1/1	100	11/16	69	27	45	72	2	4	4	9	10	14	84	10.5
4	FERRELL Kevin	8	155	19:24	28/77	36	15/35	43	13/42	31	13/17	76	5	19	24	35	13	7	0	11	16	82	10.3
10	GRAHAM Treveon	5	114	22:51	17/33	52	14/20	70	3/13	23	10/14	71	13	21	34	12	6	7	1	7	14	47	9.4
8	DINWIDDIE Spencer	8	179	22:21	25/50	50	19/36	53	6/14	43	7/11	64	3	18	21	44	11	12	3	17	20	63	7.9
9	KILPATRICK Sean	8	143	17:54	20/62	32	8/22	36	12/40	30	8/9	89	3	13	16	12	7	7	1	5	8	60	7.5
13	WHITE Aaron	8	123	15:24	18/33	55	15/23	65	3/10	30	10/17	59	14	15	29	4	6	6	5	8	12	49	6.1
14	PAYNE Adreian	8	85	10:33	16/35	46	15/30	50	1/5	20	8/12	67	8	22	30	6	11	5	7	16	14	41	5.1
6	HAWS Tyler	7	83	11:50	11/28	39	10/22	45	1/6	17	9/12	75	8	13	21	4	4	2	0	10	7	32	4.6
15	KIRK Alex	7	59	8:24	11/17	65	11/17	65	0/0	0	4/6	67	14	18	32	3	4	2	4	7	5	26	3.7
Team / Coach																							
Totals					286/605	47	205/380	54	81/225	36	115/158	73	149	254	403	161	95	73	31	122	153	768	96.0
Opponents					203/538	38	145/358	41	58/180	32	78/116	67	95	177	272	95	122	38	15	154	121	542	67.8


AVERAGES PER GAME

	USA	Opponents
Points from Turnovers	143	70
Points in the Paint	350	234
Second Chance Points	134	83
Fast Break Points	128	54

	USA	Opponents
Total Field Goals Made	35.8	25.4
2 Points Field Goals Made	25.6	18.1
3 Points Field Goals Made	10.1	7.3
Free Throws Made	14.4	9.8
Offensive Rebounds	18.6	11.9
Defensive Rebounds	31.8	22.1
Total Rebounds	50.4	34.0
Assists	20.1	11.9
Fouls	15.3	19.3
Turnovers	11.9	15.3
Steals	9.1	4.8
Blocked Shots	3.9	1.9
Points from Turnovers	17.9	8.8
Points in the Paint	43.8	29.3
Second Chance Points	16.8	10.4
Fast Break Points	16.0	6.8

LEGEND

%	Shooting Percentage	AS	Assists	BS	Blocked Shots	DR	Defensive Rebounds	FD	Fouls Drawn
GP	Games Played	M / A	Made / Attempts	MIN	Minutes Played	MPG	Minutes Played per Game	OR	Offensive Rebounds
PF	Fouls	PPG	Points per Game	PTS	Points	ST	Steals	TO	Turnovers
TOT	Total Rebounds								

Timing and Results provided by  TISSOT



Overall Team Statistics

Общая командная статистика

As of TUE 16 JUL 2013

Team	GP		Field Goals		2 Points		3 Points		Free Throws		Rebounds			AS	PF	TO	ST	BS	PTS	PPG
			M / A	%	M / A	%	M / A	%	M / A	%	OR	DR	TOT							
AUS	8	For	239/519	46	172/350	49	67/169	40	116/167	69	99	227	326	153	168	97	42	26	661	82.6
		Agn	188/507	37	149/369	40	39/138	28	112/163	69	106	200	306	79	176	107	41	21	527	65.9
BRA	8	For	238/506	47	179/312	57	59/194	30	114/158	72	103	225	328	138	184	131	67	28	649	81.1
		Agn	182/479	38	131/303	43	51/176	29	116/165	70	90	179	269	90	160	134	54	25	531	66.4
CAN	8	For	269/578	47	206/406	51	63/172	37	123/184	67	149	239	388	126	162	119	61	26	724	90.5
		Agn	201/515	39	139/329	42	62/186	33	114/171	67	86	182	268	115	179	129	51	24	578	72.3
CHI	7	For	146/442	33	95/262	36	51/180	28	48/65	74	59	177	236	82	104	129	39	12	391	55.9
		Agn	237/485	49	183/328	56	54/157	34	73/117	62	91	243	334	129	101	88	61	26	601	85.9
CHN	8	For	211/509	41	179/367	49	32/142	23	118/188	63	96	227	323	90	113	149	58	38	572	71.5
		Agn	287/642	45	215/435	49	72/207	35	57/90	63	149	235	384	174	176	111	78	21	703	87.9
CZE	8	For	214/539	40	166/372	45	48/167	29	89/144	62	123	219	342	115	186	140	38	19	565	70.6
		Agn	220/540	41	152/350	43	68/190	36	119/169	70	113	218	331	122	164	108	70	21	627	78.4
EST	8	For	185/473	39	135/294	46	50/179	28	75/96	78	82	223	305	96	144	140	38	24	495	61.9
		Agn	208/557	37	142/330	43	66/227	29	81/127	64	138	210	348	100	124	97	73	23	563	70.4
FIN	8	For	203/511	40	115/257	45	88/254	35	68/102	67	93	189	282	124	161	112	75	18	562	70.3
		Agn	196/458	43	146/306	48	50/152	33	93/144	65	92	222	314	105	142	154	52	24	535	66.9
GER	8	For	240/544	44	199/384	52	41/160	26	119/179	66	135	222	357	117	136	133	80	32	640	80.0
		Agn	196/518	38	139/330	42	57/188	30	86/118	73	98	200	298	93	172	159	64	15	535	66.9
JPN	8	For	189/425	44	142/289	49	47/136	35	91/128	71	80	154	234	114	123	121	67	13	536	67.0
		Agn	199/446	45	165/314	53	34/132	26	73/109	67	107	168	275	91	132	132	67	14	505	63.1
KOR	8	For	225/540	42	127/287	44	98/253	39	100/146	68	80	180	260	112	139	126	82	13	648	81.0
		Agn	300/600	50	254/441	58	46/159	29	68/117	58	140	256	396	151	152	141	61	24	714	89.3
LTU	8	For	264/517	51	198/347	57	66/170	39	116/156	74	116	223	339	152	153	107	75	28	710	88.8
		Agn	172/451	38	128/296	43	44/155	28	77/116	66	73	148	221	80	166	148	48	13	465	58.1
MEX	8	For	223/487	46	190/357	53	33/130	25	66/114	58	108	182	290	106	139	135	78	18	565	70.6
		Agn	186/426	44	124/253	49	62/173	36	83/129	64	72	172	244	101	130	145	61	11	517	64.6
MGL	8	For	173/456	38	123/296	42	50/160	31	63/90	70	68	148	216	64	140	157	76	16	479	59.9
		Agn	259/481	54	210/345	61	49/136	36	90/142	63	100	225	325	165	114	147	79	29	657	82.1
NOR	8	For	217/545	40	153/340	45	64/205	31	56/94	60	101	209	310	135	172	122	61	17	554	69.3
		Agn	194/464	42	126/255	49	68/209	33	119/170	70	79	236	315	116	109	148	65	23	575	71.9
OMA	7	For	131/465	28	109/330	33	22/135	16	29/64	45	95	166	261	44	151	189	51	11	313	44.7
		Agn	275/522	53	210/347	61	65/175	37	139/187	74	100	251	351	174	84	88	104	36	754	107.7
ROU	8	For	164/410	40	134/261	51	30/149	20	122/166	73	79	194	273	91	153	139	51	22	500	62.5
		Agn	195/469	42	158/334	47	37/135	27	87/140	62	91	189	280	95	159	109	74	22	514	64.3
RUS	8	For	283/564	50	218/362	60	65/202	32	116/169	69	104	249	353	179	146	78	90	26	747	93.4
		Agn	146/452	32	107/269	40	39/183	21	79/126	63	75	189	264	73	175	173	36	10	410	51.3
SRB	8	For	227/461	49	193/349	55	34/112	30	142/189	75	101	222	323	139	128	118	96	23	650	81.3
		Agn	144/441	33	109/300	36	35/141	25	80/113	71	82	149	231	69	163	156	58	21	403	50.4
SWE	8	For	206/498	41	157/335	47	49/163	30	85/127	67	95	201	296	108	143	93	41	11	546	68.3
		Agn	200/484	41	143/308	46	57/176	32	86/127	68	91	204	295	103	133	106	37	18	543	67.9
UAE	8	For	171/475	36	144/370	39	27/105	26	67/124	54	61	152	213	52	143	134	37	13	436	54.5
		Agn	325/613	53	258/401	64	67/212	32	118/171	69	152	260	412	202	134	80	73	31	835	104.4
UKR	7	For	199/471	42	146/314	46	53/157	34	79/150	53	113	215	328	112	130	112	41	23	530	75.7
		Agn	190/452	42	152/320	48	38/132	29	89/131	68	69	184	253	88	141	94	72	21	507	72.4



Overall Team Statistics


Общая командная статистика

As of TUE 16 JUL 2013

USA	8	For	286/605	47	205/380	54	81/225	36	115/158	73	149	254	403	161	122	95	73	31	768	96.0
		Agn	203/538	38	145/358	41	58/180	32	78/116	67	95	177	272	95	154	122	38	15	542	67.8
Totals	93		4903/11540	42	3685/7621	48	1218/3919	31	2117/3158	67	2289	4697	6986	2610	3340	2876	1417	488	13241	142.4
Avg. per Game			53/124		40/82		13/42		23/34		25	51	75	28	36	31	15	5	142.4	

LEGEND

%	Shooting Percentage	Agn	Against	AS	Assists	Avg.	Average	BS	Blocked Shots
DR	Defensive Rebounds	DSQ	Disqualified	FD	Fouls Drawn	GP	Games Played	M / A	Made / Attempts
OR	Offensive Rebounds	PF	Fouls	PPG	Points per Game	PTS	Points	ST	Steals
TO	Turnovers	TOT	Total Rebounds						

Timing and Results provided by  **TISSOT**



Team Statistics

Командная статистика

As of TUE 16 JUL 2013

TOTAL FIELD GOALS %

Rk	Team	GP	M / A	%
1	LTU	8	264 / 517	51.1
2	RUS	8	283 / 564	50.2
3	SRB	8	227 / 461	49.2
4	USA	8	286 / 605	47.3
5	BRA	8	238 / 506	47.0
6	CAN	8	269 / 578	46.5
7	AUS	8	239 / 519	46.1
8	MEX	8	223 / 487	45.8
9	JPN	8	189 / 425	44.5
10	GER	8	240 / 544	44.1
11	UKR	7	199 / 471	42.3
12	KOR	8	225 / 540	41.7
13	CHN	8	211 / 509	41.5
14	SWE	8	206 / 498	41.4
15	ROU	8	164 / 410	40.0
16	NOR	8	217 / 545	39.8
17	CZE	8	214 / 539	39.7
18	FIN	8	203 / 511	39.7
19	EST	8	185 / 473	39.1
20	MGL	8	173 / 456	37.9
21	UAE	8	171 / 475	36.0
22	CHI	7	146 / 442	33.0
23	OMA	7	131 / 465	28.2

2 POINTS FIELD GOALS %

Rk	Team	GP	M / A	%
1	RUS	8	218 / 362	60.2
2	BRA	8	179 / 312	57.4
3	LTU	8	198 / 347	57.1
4	SRB	8	193 / 349	55.3
5	USA	8	205 / 380	53.9
6	MEX	8	190 / 357	53.2
7	GER	8	199 / 384	51.8
8	ROU	8	134 / 261	51.3
9	CAN	8	206 / 406	50.7
10	AUS	8	172 / 350	49.1
11	JPN	8	142 / 289	49.1
12	CHN	8	179 / 367	48.8
13	SWE	8	157 / 335	46.9
14	UKR	7	146 / 314	46.5
15	EST	8	135 / 294	45.9
16	NOR	8	153 / 340	45.0
17	FIN	8	115 / 257	44.7
18	CZE	8	166 / 372	44.6
19	KOR	8	127 / 287	44.3
20	MGL	8	123 / 296	41.6
21	UAE	8	144 / 370	38.9
22	CHI	7	95 / 262	36.3
23	OMA	7	109 / 330	33.0

3 POINTS FIELD GOALS %

Rk	Team	GP	M / A	%
1	AUS	8	67 / 169	39.6
2	LTU	8	66 / 170	38.8
3	KOR	8	98 / 253	38.7
4	CAN	8	63 / 172	36.6
5	USA	8	81 / 225	36.0
6	FIN	8	88 / 254	34.6
7	JPN	8	47 / 136	34.6
8	UKR	7	53 / 157	33.8
9	RUS	8	65 / 202	32.2
10	NOR	8	64 / 205	31.2
11	MGL	8	50 / 160	31.3
12	BRA	8	59 / 194	30.4
13	SRB	8	34 / 112	30.4
14	SWE	8	49 / 163	30.1
15	CZE	8	48 / 167	28.7
16	CHI	7	51 / 180	28.3
17	EST	8	50 / 179	27.9
18	UAE	8	27 / 105	25.7
19	GER	8	41 / 160	25.6
20	MEX	8	33 / 130	25.4
21	CHN	8	32 / 142	22.5
22	ROU	8	30 / 149	20.1
23	OMA	7	22 / 135	16.3

FREE THROWS %

Rk	Team	GP	M / A	%
1	EST	8	75 / 96	78.1
2	SRB	8	142 / 189	75.1
3	LTU	8	116 / 156	74.4
4	CHI	7	48 / 65	73.8
5	ROU	8	122 / 166	73.5
6	USA	8	115 / 158	72.8
7	BRA	8	114 / 158	72.2
8	JPN	8	91 / 128	71.1
9	MGL	8	63 / 90	70.0
10	AUS	8	116 / 167	69.5
11	RUS	8	116 / 169	68.6
12	KOR	8	100 / 146	68.5
13	SWE	8	85 / 127	66.9
14	CAN	8	123 / 184	66.8
15	FIN	8	68 / 102	66.7
16	GER	8	119 / 179	66.5
17	CHN	8	118 / 188	62.8
18	CZE	8	89 / 144	61.8
19	NOR	8	56 / 94	59.6
20	MEX	8	66 / 114	57.9
21	UAE	8	67 / 124	54.0
22	UKR	7	79 / 150	52.7
23	OMA	7	29 / 64	45.3

POINTS FOR

Rk	Team	GP	Total	Avg
1	USA	8	768	96.0
2	RUS	8	747	93.4
3	CAN	8	724	90.5
4	LTU	8	710	88.8
5	AUS	8	661	82.6
6	SRB	8	650	81.3
7	BRA	8	649	81.1
8	KOR	8	648	81.0
9	GER	8	640	80.0
10	UKR	7	530	75.7
11	CHN	8	572	71.5
12	CZE	8	565	70.6
12	MEX	8	565	70.6
14	FIN	8	562	70.3
15	NOR	8	554	69.3
16	SWE	8	546	68.3
17	JPN	8	536	67.0
18	ROU	8	500	62.5
19	EST	8	495	61.9
20	MGL	8	479	59.9
21	CHI	7	391	55.9
22	UAE	8	436	54.5
23	OMA	7	313	44.7

POINTS AGAINST

Rk	Team	GP	Total	Avg
1	SRB	8	403	50.4
2	RUS	8	410	51.3
3	LTU	8	465	58.1
4	JPN	8	505	63.1
5	ROU	8	514	64.3
6	MEX	8	517	64.6
7	AUS	8	527	65.9
8	BRA	8	531	66.4
9	FIN	8	535	66.9
9	GER	8	535	66.9
11	USA	8	542	67.8
12	SWE	8	543	67.9
13	EST	8	563	70.4
14	NOR	8	575	71.9
15	CAN	8	578	72.3
16	UKR	7	507	72.4
17	CZE	8	627	78.4
18	MGL	8	657	82.1
19	CHI	7	601	85.9
20	CHN	8	703	87.9
21	KOR	8	714	89.3
22	UAE	8	835	104.4
23	OMA	7	754	107.7



Team Statistics

Командная статистика

As of TUE 16 JUL 2013

REBOUNDS

Rk	Team	GP	Total (Off/Def)	Avg
1	USA	8	403 (149 / 254)	50.4
2	CAN	8	388 (149 / 239)	48.5
3	UKR	7	328 (113 / 215)	46.9
4	GER	8	357 (135 / 222)	44.6
5	RUS	8	353 (104 / 249)	44.1
6	CZE	8	342 (123 / 219)	42.8
7	LTU	8	339 (116 / 223)	42.4
8	BRA	8	328 (103 / 225)	41.0
9	AUS	8	326 (99 / 227)	40.8
10	CHN	8	323 (96 / 227)	40.4
10	SRB	8	323 (101 / 222)	40.4
12	NOR	8	310 (101 / 209)	38.8
13	EST	8	305 (82 / 223)	38.1
14	OMA	7	261 (95 / 166)	37.3
15	SWE	8	296 (95 / 201)	37.0
16	MEX	8	290 (108 / 182)	36.3
17	FIN	8	282 (93 / 189)	35.3
18	ROU	8	273 (79 / 194)	34.1
19	CHI	7	236 (59 / 177)	33.7
20	KOR	8	260 (80 / 180)	32.5
21	JPN	8	234 (80 / 154)	29.3
22	MGL	8	216 (68 / 148)	27.0
23	UAE	8	213 (61 / 152)	26.6

ASSISTS

Rk	Team	GP	Total	Avg
1	RUS	8	179	22.4
2	USA	8	161	20.1
3	AUS	8	153	19.1
4	LTU	8	152	19.0
5	SRB	8	139	17.4
6	BRA	8	138	17.3
7	NOR	8	135	16.9
8	UKR	7	112	16.0
9	CAN	8	126	15.8
10	FIN	8	124	15.5
11	GER	8	117	14.6
12	CZE	8	115	14.4
13	JPN	8	114	14.3
14	KOR	8	112	14.0
15	SWE	8	108	13.5
16	MEX	8	106	13.3
17	EST	8	96	12.0
18	CHI	7	82	11.7
19	ROU	8	91	11.4
20	CHN	8	90	11.3
21	MGL	8	64	8.0
22	UAE	8	52	6.5
23	OMA	7	44	6.3

FOULS

Rk	Team	GP	Total	Avg
1	CZE	8	186	23.3
2	BRA	8	184	23.0
3	OMA	7	151	21.6
4	NOR	8	172	21.5
5	AUS	8	168	21.0
6	CAN	8	162	20.3
7	FIN	8	161	20.1
8	LTU	8	153	19.1
8	ROU	8	153	19.1
10	UKR	7	130	18.6
11	RUS	8	146	18.3
12	EST	8	144	18.0
13	SWE	8	143	17.9
13	UAE	8	143	17.9
15	MGL	8	140	17.5
16	KOR	8	139	17.4
16	MEX	8	139	17.4
18	GER	8	136	17.0
19	SRB	8	128	16.0
20	JPN	8	123	15.4
21	USA	8	122	15.3
22	CHI	7	104	14.9
23	CHN	8	113	14.1

TURNOVERS

Rk	Team	GP	Total	Avg
1	OMA	7	189	27.0
2	MGL	8	157	19.6
3	CHN	8	149	18.6
4	CHI	7	129	18.4
5	CZE	8	140	17.5
5	EST	8	140	17.5
7	ROU	8	139	17.4
8	MEX	8	135	16.9
9	UAE	8	134	16.8
10	GER	8	133	16.6
11	BRA	8	131	16.4
12	UKR	7	112	16.0
13	KOR	8	126	15.8
14	NOR	8	122	15.3
15	JPN	8	121	15.1
16	CAN	8	119	14.9
17	SRB	8	118	14.8
18	FIN	8	112	14.0
19	LTU	8	107	13.4
20	AUS	8	97	12.1
21	USA	8	95	11.9
22	SWE	8	93	11.6
23	RUS	8	78	9.8

STEALS

Rk	Team	GP	Total	Avg
1	SRB	8	96	12.0
2	RUS	8	90	11.3
3	KOR	8	82	10.3
4	GER	8	80	10.0
5	MEX	8	78	9.8
6	MGL	8	76	9.5
7	FIN	8	75	9.4
7	LTU	8	75	9.4
9	USA	8	73	9.1
10	BRA	8	67	8.4
10	JPN	8	67	8.4
12	CAN	8	61	7.6
12	NOR	8	61	7.6
14	OMA	7	51	7.3
15	CHN	8	58	7.3
16	ROU	8	51	6.4
17	UKR	7	41	5.9
18	CHI	7	39	5.6
19	AUS	8	42	5.3
20	SWE	8	41	5.1
21	CZE	8	38	4.8
21	EST	8	38	4.8
23	UAE	8	37	4.6

BLOCKED SHOTS

Rk	Team	GP	Total	Avg
1	CHN	8	38	4.8
2	GER	8	32	4.0
3	USA	8	31	3.9
4	BRA	8	28	3.5
4	LTU	8	28	3.5
6	UKR	7	23	3.3
7	AUS	8	26	3.3
7	CAN	8	26	3.3
7	RUS	8	26	3.3
10	EST	8	24	3.0
11	SRB	8	23	2.9
12	ROU	8	22	2.8
13	CZE	8	19	2.4
14	FIN	8	18	2.3
14	MEX	8	18	2.3
16	NOR	8	17	2.1
17	MGL	8	16	2.0
18	CHI	7	12	1.7
19	JPN	8	13	1.6
19	KOR	8	13	1.6
19	OMA	7	11	1.6
19	UAE	8	13	1.6
23	SWE	8	11	1.4




Team Statistics

Командная статистика

As of TUE 16 JUL 2013

LEGEND							
%	Shooting Percentage	Avg	Average per Game	Def	Defensive Rebounds	DSQ	Disqualified
GP	Games Played	M / A	Made / Attempts	Off	Offensive Rebounds	Rk	Rank

Timing and Results provided by  **TISSOT**



Individual Statistics

Индивидуальная статистика

As of TUE 16 JUL 2013

POINTS (by average)

Rk	Name	Team	GP	Total	Avg
1	TUNGALAG Sanchir	MGL	7	145	20.7
2	KARASEV Sergey	RUS	8	152	19.0
3	RAADIK Toomas	EST	8	147	18.4
4	ROCHNIAK Anton	UKR	7	123	17.6
5	DOO Kyung Min	KOR	8	139	17.4
6	GUTOAIA Adrian	ROU	7	114	16.3
7	AHMAD AL SHABEBI Qais	UAE	4	64	16.0
8	FELICIO Cristiano	BRA	8	125	15.6
9	HESLIP Brady	CAN	8	120	15.0

 2 players tied for 10th place with

14.1

POINTS (by total)

Rk	Name	Team	GP	Avg	Total
1	KARASEV Sergey	RUS	8	19.0	152
2	RAADIK Toomas	EST	8	18.4	147
3	TUNGALAG Sanchir	MGL	7	20.7	145
4	DOO Kyung Min	KOR	8	17.4	139
5	FELICIO Cristiano	BRA	8	15.6	125
6	ROCHNIAK Anton	UKR	7	17.6	123
7	HESLIP Brady	CAN	8	15.0	120
8	GUTOAIA Adrian	ROU	7	16.3	114
9	CUI Jinming	CHN	8	14.1	113
9	MCDERMOTT Douglas	USA	8	14.1	113

REBOUNDS

Rk	Name	Team	GP	Total (Off/Def)	Avg
1	LEDEZMA Osven	CHI	7	67 (18 / 49)	9.6
2	JEFFERSON Cory	USA	8	72 (27 / 45)	9.0
3	JAIMES Fabian	MEX	7	63 (21 / 42)	9.0
4	AL FARRAJI Hassan	OMA	7	59 (22 / 37)	8.4
5	WOHLFARTH-BOTTERMANN Jonas	GER	8	62 (29 / 33)	7.8
6	TOROK Rolland	ROU	7	54 (16 / 38)	7.7
7	JAWARA Karamo	NOR	8	61 (16 / 45)	7.6
8	FELICIO Cristiano	BRA	8	58 (20 / 38)	7.3
8	KLASSEN Owen	CAN	8	58 (26 / 32)	7.3
8	LEE Dae Heon	KOR	8	58 (27 / 31)	7.3

ASSISTS

Rk	Name	Team	GP	Total	Avg
1	DINWIDDIE Spencer	USA	8	44	5.5
2	NIKKARINEN Antto	FIN	8	41	5.1
3	CHAIIA George	BRA	8	38	4.8
4	UTO Naoki	JPN	7	32	4.6
5	FERRELL Kevin	USA	8	35	4.4
6	KULAGIN Dmitrii	RUS	8	34	4.3
7	ZIVANOVIC Stefan	SRB	7	29	4.1
8	JOSEPH Mike	SWE	8	30	3.8
9	SAINIIEV Vasyl	UKR	7	26	3.7

 2 players tied for 10th place with

3.6

FOULS DRAWN

Rk	Name	Team	GP	Total	Avg
1	GUTOAIA Adrian	ROU	7	36	5.1
2	WOHLFARTH-BOTTERMANN Jonas	GER	8	40	5.0
3	UTO Naoki	JPN	7	34	4.9
4	TUNGALAG Sanchir	MGL	7	32	4.6
5	BAIRSTOW Cameron	AUS	8	36	4.5
5	LIU Zihao	CHN	8	36	4.5
7	DIMIC Milos	SRB	7	30	4.3
8	MULLINGS Daniel	CAN	8	34	4.3
9	ZUWAYED KHALIFA Saleh	UAE	4	17	4.3
10	CALATAYUD Ricardo	MEX	7	29	4.1

BLOCKED SHOTS

Rk	Name	Team	GP	Total	Avg
1	ZHANG Hangqi	CHN	8	18	2.3
2	WOHLFARTH-BOTTERMANN Jonas	GER	8	15	1.9
3	CEPUKAITIS Vaidas	LTU	8	13	1.6
4	SAARMETS Madis	EST	8	11	1.4
5	TIBIRNA Bogdan	ROU	7	10	1.4
6	BATTUVSHIN Bilguun	MGL	7	9	1.3
6	LEDEZMA Osven	CHI	7	9	1.3
8	JEFFERSON Cory	USA	8	9	1.1
9	BACHYNSKI Jordan	CAN	7	8	1.1

 3 players tied for 10th place with

1.0

STEALS

Rk	Name	Team	GP	Total	Avg
1	JAIMES Fabian	MEX	7	20	2.9
2	NIKKARINEN Antto	FIN	8	20	2.5
3	FUJII Yuma	JPN	7	16	2.3
4	BATTUVSHIN Bilguun	MGL	7	15	2.1
4	TUNGALAG Sanchir	MGL	7	15	2.1
6	DOO Kyung Min	KOR	8	16	2.0
7	AL SIBANI Ahmed	OMA	7	14	2.0
7	KLEIN Konstantin	GER	7	14	2.0
9	JOVIC Stefan	SRB	6	12	2.0
9	MALESEVIC Nikola	SRB	6	12	2.0

TURNOVERS

Rk	Name	Team	GP	Total	Avg
1	AL SIBANI Ahmed	OMA	7	36	5.1
2	AL AAMRI Nouh	OMA	7	32	4.6
3	AL HALHALI Ahmed	OMA	7	31	4.4
4	BATTUVSHIN Bilguun	MGL	7	30	4.3
5	PUIDET Jaan	EST	8	33	4.1
6	LEDEZMA Osven	CHI	7	29	4.1
7	ZUWAYED KHALIFA Saleh	UAE	4	15	3.8
8	TUNGALAG Sanchir	MGL	7	26	3.7
9	AHONEN Roope	FIN	8	29	3.6
9	KEEDUS Erik	EST	8	29	3.6



Individual Statistics

Индивидуальная статистика

As of TUE 16 JUL 2013

TOTAL FIELD GOALS % (8 attempts/game minimum)

Rk	Name	Team	GP	M / A	%
1	FELICIO Cristiano	BRA	8	54 / 77	70.1
2	WOHLFARTH-BOTTERMANN Jonas	GER	8	46 / 72	63.9
3	ROCHNIAK Anton	UKR	7	48 / 80	60.0
4	JAIMES Fabian	MEX	7	36 / 60	60.0
5	RAADIK Toomas	EST	8	54 / 91	59.3
6	BENITEZ Fernando	MEX	7	38 / 65	58.5
7	KARASEV Sergey	RUS	8	55 / 97	56.7
8	CUI Jinming	CHN	8	48 / 88	54.5
9	GAGIC Dorde	SRB	7	31 / 59	52.5
10	SUNDSTROM Gustav	SWE	8	35 / 69	50.7

TOTAL FIELD GOALS MADE

Rk	Name	Team	GP	Total	Avg
1	TUNGALAG Sanchir	MGL	7	50	7.1
2	KARASEV Sergey	RUS	8	55	6.9
3	ROCHNIAK Anton	UKR	7	48	6.9
4	FELICIO Cristiano	BRA	8	54	6.8
4	RAADIK Toomas	EST	8	54	6.8
6	AHMAD AL SHABEBI Qais	UAE	4	27	6.8
7	ZUWAYED KHALIFA Saleh	UAE	4	25	6.3
8	CUI Jinming	CHN	8	48	6.0
9	WOHLFARTH-BOTTERMANN Jonas	GER	8	46	5.8
10	DOO Kyung Min	KOR	8	45	5.6

2 POINT FIELD GOALS % (6 attempts/game minimum)

Rk	Name	Team	GP	M / A	%
1	FELICIO Cristiano	BRA	8	54 / 77	70.1
2	JEFFERSON Cory	USA	8	35 / 52	67.3
3	KARASEV Sergey	RUS	8	35 / 53	66.0
4	CUI Jinming	CHN	8	45 / 70	64.3
5	WOHLFARTH-BOTTERMANN Jonas	GER	8	46 / 72	63.9
6	POWELL Dwight	CAN	8	39 / 63	61.9
7	JAIMES Fabian	MEX	7	36 / 59	61.0
8	BALABAN Darko	SRB	7	28 / 47	59.6
9	SUNDSTROM Gustav	SWE	8	32 / 54	59.3
10	VOIGTMANN Johannes	GER	8	30 / 51	58.8

2 POINT FIELD GOALS MADE

Rk	Name	Team	GP	Total	Avg
1	FELICIO Cristiano	BRA	8	54	6.8
2	ZUWAYED KHALIFA Saleh	UAE	4	25	6.3
3	RAADIK Toomas	EST	8	46	5.8
3	WOHLFARTH-BOTTERMANN Jonas	GER	8	46	5.8
5	AHMAD AL SHABEBI Qais	UAE	4	23	5.8
6	CUI Jinming	CHN	8	45	5.6
7	BENITEZ Fernando	MEX	7	38	5.4
8	JAIMES Fabian	MEX	7	36	5.1
8	ROCHNIAK Anton	UKR	7	36	5.1
10	LEDEZMA Osven	CHI	7	35	5.0

3 POINT FIELD GOALS % (2 attempts/game minimum)

Rk	Name	Team	GP	M / A	%
1	ROCHNIAK Anton	UKR	7	12 / 17	70.6
2	NOMOTO Kengo	JPN	7	8 / 15	53.3
3	STEINDL Clint	AUS	8	20 / 38	52.6
4	CADEE Jason	AUS	8	12 / 24	50.0
5	KIM Jihoo	KOR	7	8 / 16	50.0
6	BOEHN Fredrik	NOR	8	10 / 21	47.6
6	KLEIN Konstantin	GER	7	10 / 21	47.6
8	MARKOVIC Nikola	SRB	7	7 / 15	46.7
9	KARASEV Sergey	RUS	8	20 / 44	45.5
10	LINDQVIST Alexander	SWE	8	10 / 22	45.5

3 POINT FIELD GOALS MADE

Rk	Name	Team	GP	Total	Avg
1	DOO Kyung Min	KOR	8	26	3.3
2	HESLIP Brady	CAN	8	25	3.1
3	ALVAREZ Tomas	CHI	7	18	2.6
3	BANDO Taku	JPN	7	18	2.6
3	TUNGALAG Sanchir	MGL	7	18	2.6
6	CIZ Adam	CZE	8	20	2.5
6	JEON Seong Hyen	KOR	8	20	2.5
6	KARASEV Sergey	RUS	8	20	2.5
6	STEINDL Clint	AUS	8	20	2.5
10	OMAR ALAMERI Omer	UAE	8	19	2.4

FREE THROWS % (3 attempts/game minimum)

Rk	Name	Team	GP	M / A	%
1	RAADIK Toomas	EST	8	31 / 32	96.9
2	DIMIC Milos	SRB	7	25 / 26	96.2
2	ORELIK Gediminas	LTU	8	25 / 26	96.2
4	CANTY Anthony	GER	7	20 / 21	95.2
5	HESLIP Brady	CAN	8	27 / 29	93.1
6	DOO Kyung Min	KOR	8	23 / 25	92.0
7	DJOKIC Dejan	SRB	7	21 / 23	91.3
8	UTO Naoki	JPN	7	28 / 32	87.5
9	GUTOAIA Adrian	ROU	7	36 / 42	85.7
10	LINDQVIST Alexander	SWE	8	25 / 30	83.3

FREE THROWS MADE


Rk	Name	Team	GP	Total	Avg
1	GUTOAIA Adrian	ROU	7	36	5.1
2	UTO Naoki	JPN	7	28	4.0
3	RAADIK Toomas	EST	8	31	3.9
4	TOROK Rolland	ROU	7	27	3.9
4	TUNGALAG Sanchir	MGL	7	27	3.9
6	DIMIC Milos	SRB	7	25	3.6
7	HESLIP Brady	CAN	8	27	3.4
8	CADEE Jason	AUS	8	26	3.3
9	LINDQVIST Alexander	SWE	8	25	3.1
9	ORELIK Gediminas	LTU	8	25	3.1

NOTES

All players must have featured in at least 50% of competition days played.

LEGEND

% Shooting Percentage Avg Average per Game Def Defensive Rebounds GP Games Played
M / A Made / Attempts Off Offensive Rebounds Rk Rank

Timing and Results provided by  TISSOT



Medallists

Медалисты

GOLD	SILVER	BRONZE
RUS - Russian Fed. 4 GRIGORYEV Maxim 5 ZARYAZHKO Victor 6 ANTIPOV Pavel 7 KARASEV Sergey 8 IVLEV Vladimir 9 KULAGIN Dmitrii 10 VIKHROV Artem 11 ANTONOV Semen 12 ZUBKOV Andrey 13 KHVOSTOV Dmitriy 14 VALIEV Evgeny 15 BALASHOV Nikita	AUS - Australia 4 NORTON Mitch 5 CADEE Jason 6 HADZIOMEROVIC Igor 7 ODIGIE Owen 8 BLANCHFIELD Todd 9 STEINDL Clint 10 BROEKHOFF Ryan 11 DUMOVIC Andrija 12 ELLIS Cody 13 YOUNG Mitch 14 BAIRSTOW Cameron 15 ANDRONICOS Matthew	SRB - Serbia 4 DJOKIC Dejan 5 JOVIC Stefan 6 DIMIC Milos 7 MALESEVIC Nikola 8 DRENOVAC Dorde 9 KALINIC Nikola 10 ZIVANOVIC Stefan 11 MAJSTOROVIC Dorde 12 GAGIC Dorde 13 SMILJANIC Ivan 14 MARKOVIC Nikola 15 BALABAN Darko



Result Book

27th Summer Universiade in Kazan 2013



Basketball

Men's Preliminary Round Group A





Game No: 7

Start List

Стартовый список

GER vs EST

Referee: MATSUMOTO Kihamu (JPN)

Umpire: PAULIK Robert (CZE) / VETROV Evgeny (RUS)

GER - Germany

No.	Name	Pos	Height m / ft in	Age	Current Games Statistics						
					PPG	FG%	3FG%	FT%	RPG	APG	MPG (GP)
4	CANTY Anthony	G	1.83/6'0"	22	0.0				0.0	0.0	0:00 (0)
5	JOENKE Till-Joscha	G	1.89/6'2"	21	0.0				0.0	0.0	0:00 (0)
6	KOCH Florian	F	1.97/6'6"	21	0.0				0.0	0.0	0:00 (0)
7	KLEIN Konstantin	G	1.87/6'2"	22	0.0				0.0	0.0	0:00 (0)
8	SCHMIDT Stefan	C	2.04/6'8"	24	0.0				0.0	0.0	0:00 (0)
9	MOENNINGHOFF Mathis	G	2.00/6'7"	21	0.0				0.0	0.0	0:00 (0)
10	KRAMER Dennis	F	2.08/6'10"	21	0.0				0.0	0.0	0:00 (0)
11	ZEIS Peter	F	1.97/6'6"	24	0.0				0.0	0.0	0:00 (0)
12	WENDT Ole	G	1.90/6'3"	20	0.0				0.0	0.0	0:00 (0)
13	WOHLFARTH-BOTTERMANN Jonas	C	2.07/6'9"	23	0.0				0.0	0.0	0:00 (0)
14	VOIGTMANN Johannes	C	2.08/6'10"	20	0.0				0.0	0.0	0:00 (0)
15	ZIEGENHAGEN Malte	G	1.93/6'4"	22	0.0				0.0	0.0	0:00 (0)
Team			1.97/6'6"	21.8							
Coach		STOLZ Olaf									
Assistant Coach		BAUER Robert									

GER Played		
PR	EST	7 JUL
PR	UKR	8 JUL
PR	OMA	9 JUL
PR	KOR	11 JUL
PR	RUS	12 JUL


EST - Estonia

No.	Name	Pos	Height m / ft in	Age	Current Games Statistics						
					PPG	FG%	3FG%	FT%	RPG	APG	MPG (GP)
4	RAUDLA Siim	G	1.90/6'3"	23	0.0				0.0	0.0	0:00 (0)
6	PUIDET Jaan	G	1.93/6'4"	21	0.0				0.0	0.0	0:00 (0)
8	HAMARSALU Taavi	C	2.01/6'7"	24	0.0				0.0	0.0	0:00 (0)
9	KEEDUS Erik	F	2.02/6'8"	23	0.0				0.0	0.0	0:00 (0)
10	KERES Kristjan	F	1.97/6'6"	23	0.0				0.0	0.0	0:00 (0)
11	ULP Priidik	G	1.91/6'3"	21	0.0				0.0	0.0	0:00 (0)
12	RAADIK Toomas	C	2.03/6'8"	22	0.0				0.0	0.0	0:00 (0)
13	SAARMETS Madis	C	2.04/6'8"	23	0.0				0.0	0.0	0:00 (0)
14	LIIVAMAGI Kevin	C	2.00/6'7"	20	0.0				0.0	0.0	0:00 (0)
15	VOOLAID Kristjan	F	2.00/6'7"	21	0.0				0.0	0.0	0:00 (0)
Team			1.98/6'6"	22.1							
Coach		LILL Heino									
Assistant Coach		TAMMARU Margus									

EST Played		
PR	GER	7 JUL
PR	RUS	8 JUL
PR	UKR	9 JUL
PR	OMA	11 JUL
PR	KOR	12 JUL

LEGEND

(1) Point Guard	(2) Shooting Guard	(3) Small Forward	(4) Power Forward	(5) Centre
(C) Captain	3FG% 3 Points Field Goals %	APG Assists per Game	C Centre	F Forward
FG% Field Goals %	FT% Free Throws %	G Guard	GP Games Played	MPG Minutes Played per Game
Pos Playing Position	PPG Points per Game	PR Preliminary Round	RPG Rebounds per Game	

Timing and Results provided by  TISSOT



Game No: 7

Results
Результат

Attendance: 109

Match Duration: 2:04

GER 59 vs 65 EST
(3:6, 10:15, 17:21, 23:11, 6:12)

Referee: MATSUMOTO Kihamu (JPN)

Commissioner:

Umpire: PAULIK Robert (CZE) / VETROV Evgeny (RUS)

Scoring by 5 min intervals:	GER	Q1		Q2		Q3		Q4		OT1
		M	A	M	A	M	A	M	A	PTS
	3	3	9	13	22	30	41	53	59	
	2	6	14	21	27	42	48	53	65	

GER - Germany

No.	Name	MIN	Field Goals		2 Points		3 Points		Free Throws		Rebounds			AS	TO	ST	BS	PF	FD	PTS
			M/A	%	M/A	%	M/A	%	M/A	%	OR	DR	TOT							
4	CANTY Anthony	23:41	2/9	22	2/4	50	0/5	0	2/2	100	0	1	1	3	1	2	0	1	2	6
5	JOENKE Till-Joscha	18:36	1/3	33	1/2	50	0/1	0	0/0	0	4	1	5	0	4	1	0	1	2	2
6	KOCH Florian	0:00	0/0	0	0/0	0	0/0	0	0/0	0	0	0	0	0	0	0	0	0	0	0
*7	KLEIN Konstantin	25:35	3/9	33	1/2	50	2/7	29	0/0	0	2	1	3	1	4	4	0	0	1	8
*8	SCHMIDT Stefan	17:52	4/6	67	4/6	67	0/0	0	1/3	33	4	2	6	1	1	0	0	0	3	9
*9	MOENNINGHOFF Mathis	33:41	4/15	27	2/4	50	2/11	18	1/2	50	0	2	2	2	1	1	0	4	1	11
10	KRAMER Dennis	2:24	0/0	0	0/0	0	0/0	0	0/0	0	0	0	0	0	0	0	0	0	0	0
11	ZEIS Peter	28:03	2/8	25	0/1	0	2/7	29	0/0	0	2	2	4	0	1	3	0	2	0	6
*12	WENDT Ole	31:22	1/12	8	1/9	11	0/3	0	0/2	0	1	8	9	1	2	1	1	5	3	2
*13	WOHLFARTH-BOTTERMANN Jonas	33:09	5/9	56	5/9	56	0/0	0	1/4	25	4	6	10	0	3	2	3	5	7	11
14	VOIGTMANN Johannes	8:32	2/4	50	2/4	50	0/0	0	0/0	0	1	1	2	1	0	0	0	0	0	4
15	ZIEGENHAGEN Malte	2:05	0/1	0	0/0	0	0/1	0	0/0	0	0	0	0	0	0	0	0	0	1	0
Team / Coach																				
Totals		24/76	32	18/41	44	6/35	17	5/13	38	20	26	46	9	17	14	4	18	20	59	
Coach		STOLZ Olaf																		
Assistant Coach		BAUER Robert																		

EST - Estonia

No.	Name	MIN	Field Goals		2 Points		3 Points		Free Throws		Rebounds			AS	TO	ST	BS	PF	FD	PTS
			M/A	%	M/A	%	M/A	%	M/A	%	OR	DR	TOT							
4	RAUDLA Siim	37:58	0/4	0	0/3	0	0/1	0	0/0	0	0	9	9	3	1	1	0	3	3	0
*6	PUIDET Jaan	38:38	1/7	14	1/6	17	0/1	0	5/6	83	3	5	8	2	5	1	0	3	4	7
8	HAMARSALU Taavi	0:00	0/0	0	0/0	0	0/0	0	0/0	0	0	0	0	0	0	0	0	0	0	0
*9	KEEDUS Erik	36:49	1/11	9	1/7	14	0/4	0	1/2	50	1	5	6	3	3	3	0	1	3	3
*10	KERES Kristjan	36:22	4/8	50	0/3	0	4/5	80	0/0	0	1	4	5	2	3	0	0	1	0	12
11	ULP Priidik	0:00	0/0	0	0/0	0	0/0	0	0/0	0	0	0	0	0	0	0	0	0	0	0
*12	RAADIK Toomas	38:38	13/17	76	11/14	79	2/3	67	8/8	100	0	2	2	3	6	0	0	5	5	36
*13	SAARMETS Madis	25:10	3/11	27	3/8	38	0/3	0	1/4	25	2	4	6	1	3	0	3	4	3	7
14	LIIVAMAGI Kevin	0:00	0/0	0	0/0	0	0/0	0	0/0	0	0	0	0	0	0	0	0	0	0	0
15	VOOLAID Kristjan	11:25	0/2	0	0/1	0	0/1	0	0/0	0	0	4	4	0	0	0	0	3	0	0
Team / Coach																				
Totals		22/60	37	16/42	38	6/18	33	15/20	75	11	37	48	14	23	5	3	20	18	65	
Coach		LILL Heino																		
Assistant Coach		TAMMARU Margus																		

	GER	EST
Points from Turnovers	23	19
Points in the Paint	32	28
Second Chance Points	13	2
Fast Break Points	6	5

	GER	EST
Biggest Lead	2	15
Biggest Scoring Run	9-0 (50-51)	10-0 (57-65)
Lead Changes	6	
Times Tied	2	

LEGEND			
%	Shooting Percentage	(C)	Captain
BS	Blocked Shots	DR	Defensive Rebounds
OR	Offensive Rebounds	OTx	Overtime
S	Suspended	ST	Steals
(I)	Injured	FD	Fouls Drawn
PF	Fouls	PTS	Points
TO	Turnovers	TOT	Total Rebounds
*	Starters	AS	Assists
M/A	Made / Attempts	MIN	Minutes Played
Qx	Quarter Time		

Timing and Results provided by **TISSOT**



Game No: 7

Shot Chart
Схема бросков

GER 59 vs 65 EST

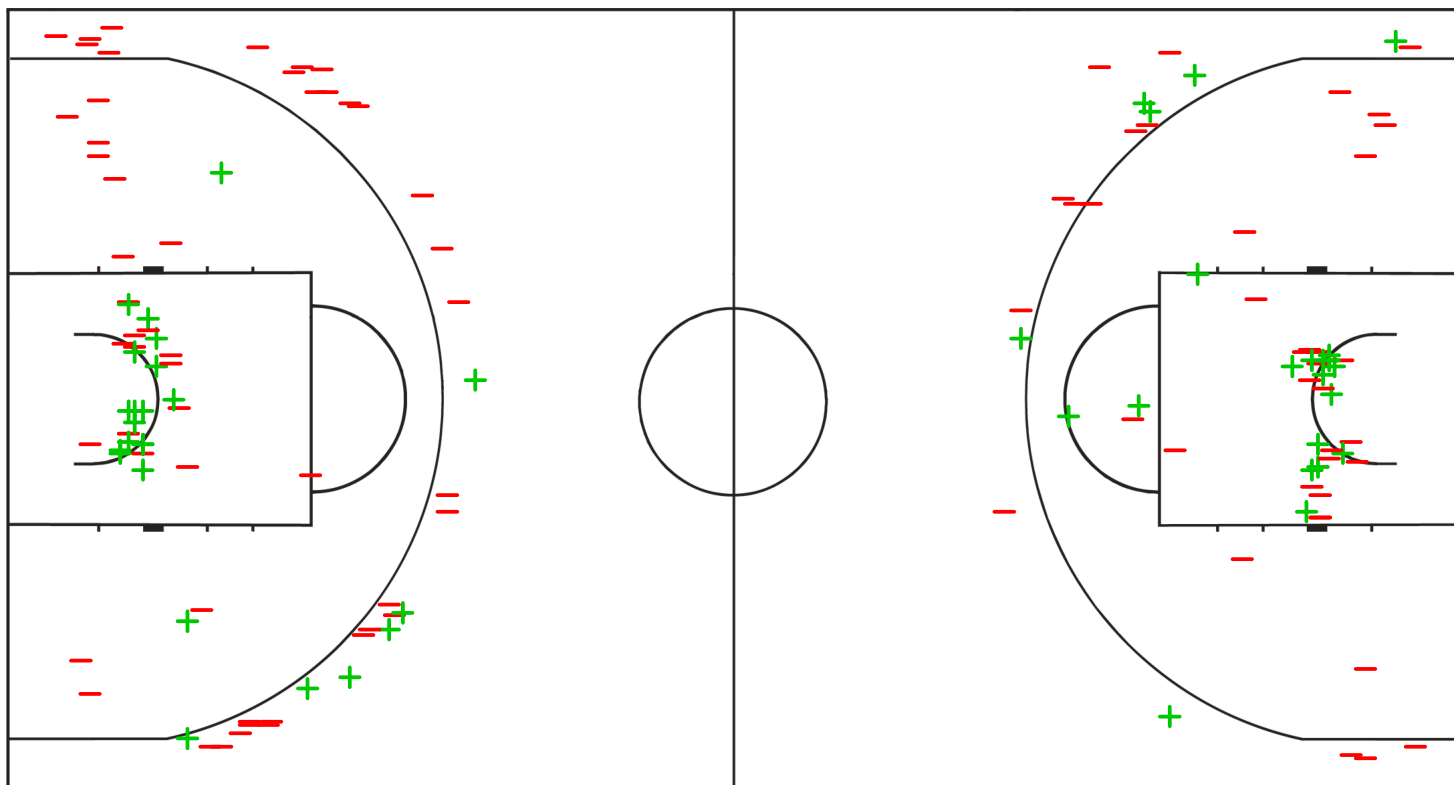
(3 - 6, 10 - 15, 17 - 21, 23 - 11, 6 - 12)

Scoring by 5 min intervals:

	Q1	Q2	Q3	Q4	OT1
GER	3 3	9 13	22 30	41 53	59
EST	2 6	14 21	27 42	48 53	65

GER - Germany

EST - Estonia



LEGEND

+ Shot Made

- Shot Missed

Timing and Results provided by **TISSOT**



Game No: 7

Shot Chart
Схема бросков

GER 59 vs 65 EST

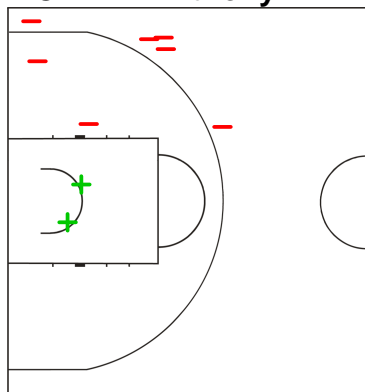
(3 - 6, 10 - 15, 17 - 21, 23 - 11, 6 - 12)

Scoring by 5 min intervals:

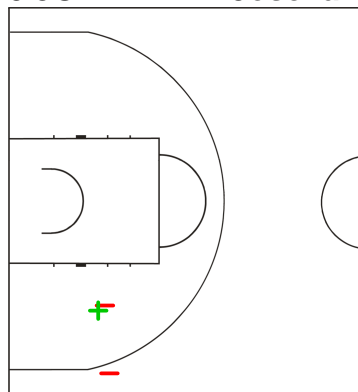
	Q1	Q2	Q3	Q4	OT1
GER	3 3	9 13	22 30	41 53	59
EST	2 6	14 21	27 42	48 53	65

GER - Germany

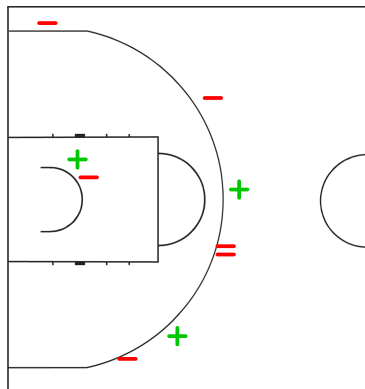
4 CANTY Anthony



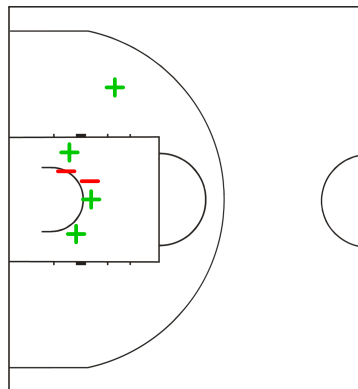
5 JOENKE Till-Joscha



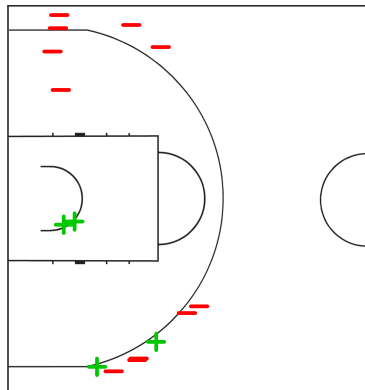
7 KLEIN Konstantin



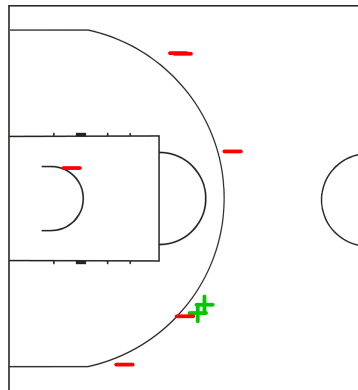
8 SCHMIDT Stefan



9 MOENNINGHOFF Mathis



11 ZEIS Peter



LEGEND

+ Shot Made

-

Shot Missed



Game No: 7

Shot Chart
Схема бросков

GER 59 vs 65 EST

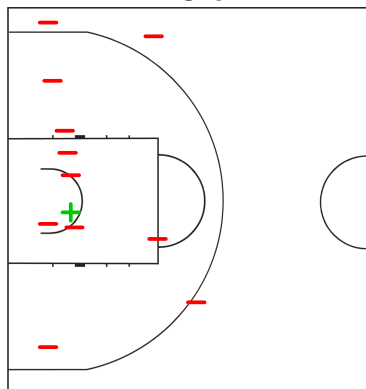
(3 - 6, 10 - 15, 17 - 21, 23 - 11, 6 - 12)

Scoring by 5 min intervals:

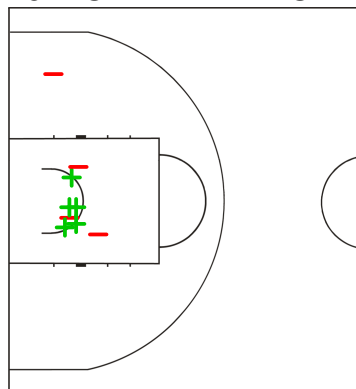
	Q1		Q2		Q3		Q4		OT1
GER	3	3	9	13	22	30	41	53	59
EST	2	6	14	21	27	42	48	53	65

GER - Germany

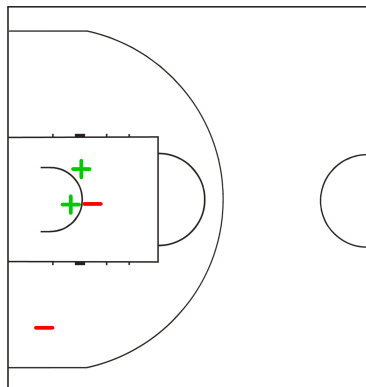
12 WENDT Ole



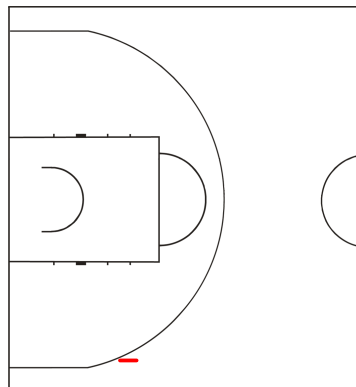
13 WOHLFARTH-BOTTERMANN Jonas



14 VOIGTMANN Johannes



15 ZIEGENHAGEN Malte



LEGEND

+ Shot Made

- Shot Missed

Timing and Results provided by TISSOT



Game No: 7

Shot Chart
Схема бросков

GER 59 vs 65 EST

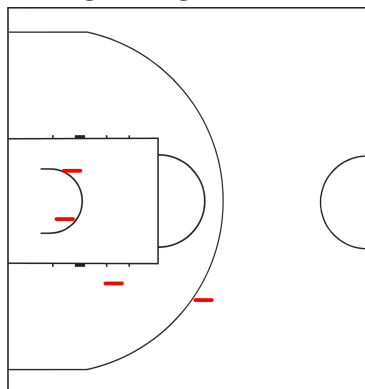
(3 - 6, 10 - 15, 17 - 21, 23 - 11, 6 - 12)

Scoring by 5 min intervals:

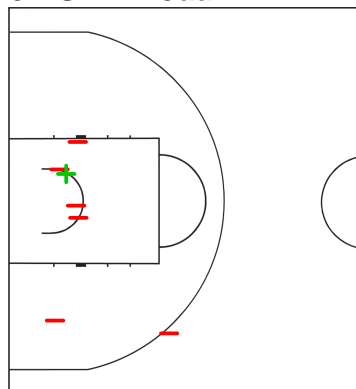
	Q1		Q2		Q3		Q4		OT1
GER	3	3	9	13	22	30	41	53	59
EST	2	6	14	21	27	42	48	53	65

EST - Estonia

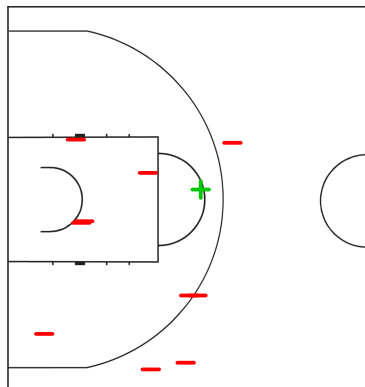
4 RAUDLA Siim



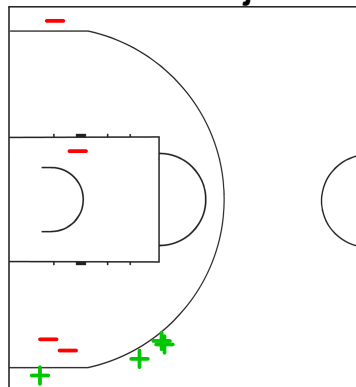
6 PUIDET Jaan



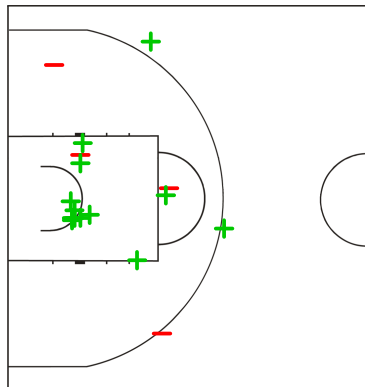
9 KEEDUS Erik



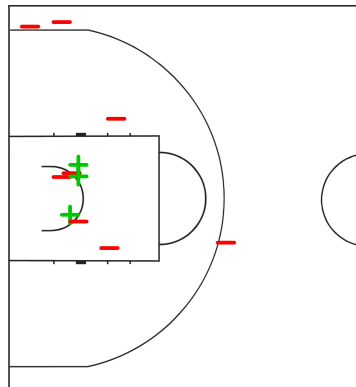
10 KERES Kristjan



12 RAADIK Toomas



13 SAARMETS Madis



LEGEND

+ Shot Made

-

Shot Missed

Timing and Results provided by **TISSOT**



Game No: 7

Lineup Analysis

Анализ

GER 59 vs 65 EST

GER

Lineup efficiency

4	CANTY A	9	Moeninghoff M	11	ZEIS P	12	Wendt O	13	WOHLFARTH-BOTTERMA	7:23
5	Joenke T	7	KLEIN K	9	Moeninghoff M	11	ZEIS P	13	WOHLFARTH-BOTTERMA	5:50
4	CANTY A	8	Schmidt S	9	Moeninghoff M	12	Wendt O	13	WOHLFARTH-BOTTERMA	5:41
7	KLEIN K	8	Schmidt S	9	Moeninghoff M	12	Wendt O	13	WOHLFARTH-BOTTERMA	5:30
4	CANTY A	5	Joenke T	11	ZEIS P	12	Wendt O	14	Voigtmann J	5:08
7	KLEIN K	9	Moeninghoff M	11	ZEIS P	12	Wendt O	13	WOHLFARTH-BOTTERMA	2:27
4	CANTY A	7	KLEIN K	9	Moeninghoff M	10	KRAMER D	13	WOHLFARTH-BOTTERMA	2:24
5	Joenke T	7	KLEIN K	8	Schmidt S	13	WOHLFARTH-BOTTERMA	15	ZIEGENHAGEN M	2:05
4	CANTY A	5	Joenke T	7	KLEIN K	8	Schmidt S	11	ZEIS P	1:34
5	Joenke T	7	KLEIN K	8	Schmidt S	9	Moeninghoff M	13	WOHLFARTH-BOTTERMA	1:17
7	KLEIN K	9	Moeninghoff M	11	ZEIS P	12	Wendt O	14	Voigtmann J	1:14
5	Joenke T	7	KLEIN K	11	ZEIS P	12	Wendt O	14	Voigtmann J	1:09
4	CANTY A	9	Moeninghoff M	11	ZEIS P	12	Wendt O	14	Voigtmann J	0:51
5	Joenke T	7	KLEIN K	8	Schmidt S	11	ZEIS P	12	Wendt O	0:51
5	Joenke T	7	KLEIN K	11	ZEIS P	12	Wendt O	13	WOHLFARTH-BOTTERMA	0:32
7	KLEIN K	8	Schmidt S	9	Moeninghoff M	11	ZEIS P	12	Wendt O	0:24
4	CANTY A	7	KLEIN K	8	Schmidt S	9	Moeninghoff M	11	ZEIS P	0:18
4	CANTY A	8	Schmidt S	9	Moeninghoff M	11	ZEIS P	12	Wendt O	0:12
4	CANTY A	5	Joenke T	9	Moeninghoff M	11	ZEIS P	14	Voigtmann J	0:10

Score development

4	CANTY A	9	Moeninghoff M	11	ZEIS P	12	Wendt O	13	WOHLFARTH-BOTTERMA	7:23	+5
5	Joenke T	7	KLEIN K	11	ZEIS P	12	Wendt O	14	Voigtmann J	1:09	+3
5	Joenke T	7	KLEIN K	9	Moeninghoff M	11	ZEIS P	13	WOHLFARTH-BOTTERMA	5:50	+3
5	Joenke T	7	KLEIN K	8	Schmidt S	9	Moeninghoff M	13	WOHLFARTH-BOTTERMA	1:17	+2
4	CANTY A	5	Joenke T	7	KLEIN K	8	Schmidt S	11	ZEIS P	1:34	+1
7	KLEIN K	8	Schmidt S	9	Moeninghoff M	12	Wendt O	13	WOHLFARTH-BOTTERMA	5:30	+1
4	CANTY A	5	Joenke T	9	Moeninghoff M	11	ZEIS P	14	Voigtmann J	0:10	0
4	CANTY A	7	KLEIN K	8	Schmidt S	9	Moeninghoff M	11	ZEIS P	0:18	0
4	CANTY A	9	Moeninghoff M	11	ZEIS P	12	Wendt O	14	Voigtmann J	0:51	0
7	KLEIN K	9	Moeninghoff M	11	ZEIS P	12	Wendt O	14	Voigtmann J	1:14	0
7	KLEIN K	9	Moeninghoff M	11	ZEIS P	12	Wendt O	13	WOHLFARTH-BOTTERMA	2:27	0
4	CANTY A	8	Schmidt S	9	Moeninghoff M	12	Wendt O	13	WOHLFARTH-BOTTERMA	5:41	0
4	CANTY A	8	Schmidt S	9	Moeninghoff M	11	ZEIS P	12	Wendt O	0:12	-2
5	Joenke T	7	KLEIN K	8	Schmidt S	11	ZEIS P	12	Wendt O	0:51	-2
4	CANTY A	7	KLEIN K	9	Moeninghoff M	10	KRAMER D	13	WOHLFARTH-BOTTERMA	2:24	-2
5	Joenke T	7	KLEIN K	11	ZEIS P	12	Wendt O	13	WOHLFARTH-BOTTERMA	0:32	-3
4	CANTY A	5	Joenke T	11	ZEIS P	12	Wendt O	14	Voigtmann J	5:08	-3
7	KLEIN K	8	Schmidt S	9	Moeninghoff M	11	ZEIS P	12	Wendt O	0:24	-4
5	Joenke T	7	KLEIN K	8	Schmidt S	13	WOHLFARTH-BOTTERMA	15	ZIEGENHAGEN M	2:05	-5



Game No: 8

Start List

Стартовый список

UKR vs KOR

Referee: SHORT Thomas (USA)

Umpire: RACYS Saulius (LTU) / CALDWELL Toni le Anne (AUS)

UKR - Ukraine

No.	Name	Pos	Height m / ft in	Age	Current Games Statistics						
					PPG	FG%	3FG%	FT%	RPG	APG	MPG (GP)
4	SAINIIEV Vasyi		1.77/5'10"	24	0.0				0.0	0.0	0:00 (0)
5	PAVLENKO Oleksii		1.88/6'2"	23	0.0				0.0	0.0	0:00 (0)
6	KYRYCHOK Andrii		1.93/6'4"	21	0.0				0.0	0.0	0:00 (0)
7	DOLENKO Oleksandr		1.90/6'3"	23	0.0				0.0	0.0	0:00 (0)
8	BOROVSKIY Rodion		2.02/6'8"	20	0.0				0.0	0.0	0:00 (0)
9	POLYULYAK Mykola		1.92/6'4"	22	0.0				0.0	0.0	0:00 (0)
10	MYKHAILOV Anton		1.97/6'6"	21	0.0				0.0	0.0	0:00 (0)
11	OLKHOVSKIY Roman		1.97/6'6"	22	0.0				0.0	0.0	0:00 (0)
12	MOTORCHUK Viacheslav		2.08/6'10"	21	0.0				0.0	0.0	0:00 (0)
13	POLIEZHAIEV Ivan		2.04/6'8"	24	0.0				0.0	0.0	0:00 (0)
14	MARCHENKO Dmytro		2.02/6'8"	21	0.0				0.0	0.0	0:00 (0)
15	ROCHNIAK Anton		2.04/6'8"	21	0.0				0.0	0.0	0:00 (0)
Team			1.96/6'5"	21.9							
Coach		KULIBABA Valentyn									
Assistant Coach		ARABADZHY Tymur									

UKR Played		
PR	KOR	7 JUL
PR	GER	8 JUL
PR	EST	9 JUL
PR	RUS	11 JUL
PR	OMA	12 JUL


KOR - Korea

No.	Name	Pos	Height m / ft in	Age	Current Games Statistics						
					PPG	FG%	3FG%	FT%	RPG	APG	MPG (GP)
4	LEE Jaedo	G	1.81/5'11"	21	0.0				0.0	0.0	0:00 (0)
5	DOO Kyung Min	G	1.84/6'0"	21	0.0				0.0	0.0	0:00 (0)
6	HEO Ung	G	1.86/6'1"	19	0.0				0.0	0.0	0:00 (0)
7	PARK Jae Hyun	G	1.85/6'1"	22	0.0				0.0	0.0	0:00 (0)
8	KIM Jihoo	F	1.88/6'2"	21	0.0				0.0	0.0	0:00 (0)
9	LEE Hyeon Seok	F	1.89/6'2"	20	0.0				0.0	0.0	0:00 (0)
10	BAE Soo Yone	F	1.96/6'5"	21	0.0				0.0	0.0	0:00 (0)
11	JEON Seong Hyen	F	1.90/6'3"	21	0.0				0.0	0.0	0:00 (0)
12	HAN Ho Bin	G	1.81/5'11"	21	0.0				0.0	0.0	0:00 (0)
13	JEONG Hyo Geun	C	2.00/6'7"	19	0.0				0.0	0.0	0:00 (0)
14	LEE Dae Heon	C	1.98/6'6"	21	0.0				0.0	0.0	0:00 (0)
15	KIM Jun YI	C	2.01/6'7"	21	0.0				0.0	0.0	0:00 (0)
Team			1.90/6'3"	20.7							

KOR Played		
PR	UKR	7 JUL
PR	OMA	8 JUL
PR	RUS	9 JUL
PR	GER	11 JUL
PR	EST	12 JUL

LEGEND

(1) Point Guard	(2) Shooting Guard	(3) Small Forward	(4) Power Forward	(5) Centre
(C) Captain	3FG% 3 Points Field Goals %	APG Assists per Game	C Centre	F Forward
FG% Field Goals %	FT% Free Throws %	G Guard	GP Games Played	MPG Minutes Played per Game
Pos Playing Position	PPG Points per Game	PR Preliminary Round	RPG Rebounds per Game	

Timing and Results provided by  TISSOT



Game No: 8

Results
Результат

Match Duration: 2:00

UKR 98 vs 100 KOR
(20:24, 15:24, 31:19, 22:21, 10:12)

Referee: SHORT Thomas (USA)

Commissioner:

Umpire: RACYS Saulius (LTU) / CALDWELL Toni le Anne (AUS)

Scoring by 5 min intervals:	UKR	Q1		Q2		Q3		Q4		OT1
		8	20	28	35	52	66	75	88	98
	KOR	10	24	34	48	57	67	72	88	100

UKR - Ukraine

No.	Name	MIN	Field Goals		2 Points		3 Points		Free Throws		Rebounds			AS	TO	ST	BS	PF	FD	PTS
			M/A	%	M/A	%	M/A	%	M/A	%	OR	DR	TOT							
*4	SAINIIEV Vasyl	39:29	3/11	27	0/4	0	3/7	43	0/0	0	0	3	3	6	3	1	0	4	1	9
*5	PAVLENKO Oleksii	13:00	1/3	33	1/3	33	0/0	0	2/2	100	0	0	0	0	1	0	0	2	3	4
6	KYRYCHOK Andrii	0:00	0/0	0	0/0	0	0/0	0	0/0	0	0	0	0	0	0	0	0	0	0	0
7	DOLENKO Oleksandr	21:58	1/7	14	1/6	17	0/1	0	6/8	75	4	1	5	1	3	0	0	3	6	8
8	BOROVSKIY Rodion	0:00	0/0	0	0/0	0	0/0	0	0/0	0	0	0	0	0	0	0	0	0	0	0
*9	POLYULYAK Mykola	38:27	6/13	46	3/4	75	3/9	33	1/4	25	2	8	10	3	4	2	0	4	2	16
10	MYKHAILOV Anton	22:06	2/6	33	2/6	33	0/0	0	1/2	50	0	2	2	2	2	0	0	0	1	5
11	OLKHOVSKIY Roman	0:00	0/0	0	0/0	0	0/0	0	0/0	0	0	0	0	0	0	0	0	0	0	0
12	MOTORCHUK Viacheslav	18:04	2/4	50	2/4	50	0/0	0	1/4	25	3	4	7	2	4	0	1	1	3	5
*13	POLIEZHAIIEV Ivan	20:11	3/5	60	3/4	75	0/1	0	3/5	60	1	9	10	1	1	0	1	3	4	9
*14	MARCHENKO Dmytro	20:41	6/10	60	6/10	60	0/0	0	3/4	75	4	3	7	1	0	0	0	3	3	15
15	ROCHNIAK Anton	31:04	10/13	77	8/11	73	2/2	100	5/7	71	3	7	10	2	2	0	1	2	5	27
Team / Coach																				
Totals			34/72	47	26/52	50	8/20	40	22/36	61	20	37	57	18	20	3	3	22	28	98
Coach		KULIBABA Valentyn																		
Assistant Coach		ARABADZHY Tymur																		

KOR - Korea

No.	Name	MIN	Field Goals		2 Points		3 Points		Free Throws		Rebounds			AS	TO	ST	BS	PF	FD	PTS
			M/A	%	M/A	%	M/A	%	M/A	%	OR	DR	TOT							
4	LEE Jaedo	0:00	0/0	0	0/0	0	0/0	0	0/0	0	0	0	0	0	0	0	0	0	0	0
*5	DOO Kyung Min	39:40	10/20	50	3/6	50	7/14	50	1/2	50	0	4	4	6	1	4	0	3	7	28
6	HEO Ung	13:10	1/1	100	1/1	100	0/0	0	1/1	100	0	0	0	0	2	2	1	2	2	3
*7	PARK Jae Hyun	16:15	1/3	33	1/2	50	0/1	0	0/0	0	1	0	1	1	0	0	1	3	0	2
8	KIM Jihoo	16:10	5/8	63	4/6	67	1/2	50	4/5	80	0	1	1	1	1	0	0	2	3	15
9	LEE Hyeon Seok	0:00	0/0	0	0/0	0	0/0	0	0/0	0	0	0	0	0	0	0	0	0	0	0
10	BAE Soo Yone	10:26	0/1	0	0/0	0	0/1	0	0/0	0	0	0	0	1	0	1	0	2	0	0
*11	JEON Seong Hyen	17:07	2/9	22	1/2	50	1/7	14	0/0	0	1	1	2	0	0	2	0	1	0	5
12	HAN Ho Bin	32:26	3/7	43	2/5	40	1/2	50	3/5	60	0	2	2	4	1	4	0	3	3	10
13	JEONG Hyo Geun	24:10	6/9	67	5/7	71	1/2	50	2/3	67	0	0	0	1	2	2	0	3	2	15
*14	LEE Dae Heon	23:46	2/4	50	2/4	50	0/0	0	0/0	0	4	5	9	1	3	0	0	5	0	4
*15	KIM Jun YI	31:50	6/15	40	6/15	40	0/0	0	6/9	67	2	6	8	2	2	1	0	4	5	18
Team / Coach																				
Totals			36/77	47	25/48	52	11/29	38	17/25	68	10	22	32	17	12	16	2	28	22	100

	UKR	KOR
Points from Turnovers	15	22
Points in the Paint	44	42
Second Chance Points	17	8
Fast Break Points	10	23

	UKR	KOR
Biggest Lead	5	13
Biggest Scoring Run	9-0 (77-72)	9-0 (34-45)
Lead Changes	7	
Times Tied	10	

LEGEND			
%	Shooting Percentage	(C)	Captain
BS	Blocked Shots	DR	Defensive Rebounds
OR	Offensive Rebounds	OTx	Overtime
S	Suspended	ST	Steals
(I)	Injured	FD	Fouls Drawn
PF	Fouls	M/A	Made / Attempts
PTS	Points	AS	Assists
TOT	Total Rebounds	MIN	Minutes Played
		Qx	Quarter Time

Timing and Results provided by TISSOT



Game No: 8

Shot Chart
Схема бросков

UKR 98 vs 100 KOR

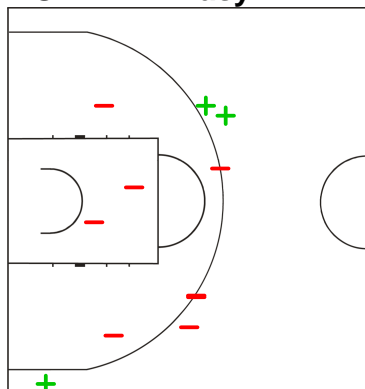
(20 - 24, 15 - 24, 31 - 19, 22 - 21, 10 - 12)

Scoring by 5 min intervals:

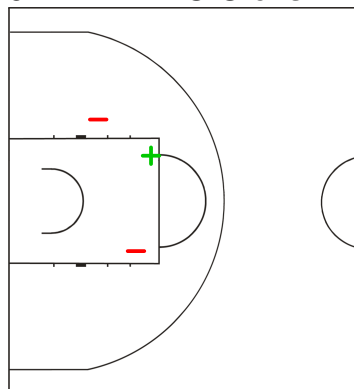
	Q1		Q2		Q3		Q4		OT1
UKR	8	20	28	35	52	66	75	88	98
KOR	10	24	34	48	57	67	72	88	100

UKR - Ukraine

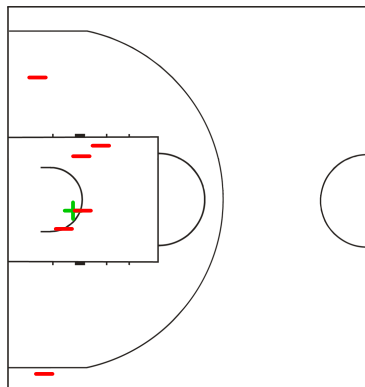
4 SAINIIEV VasyI



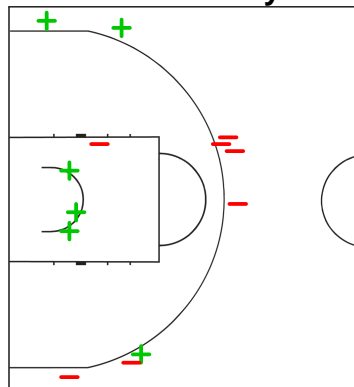
5 PAVLENKO Oleksii



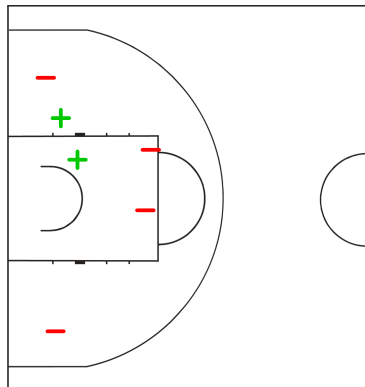
7 DOLENKO Oleksandr



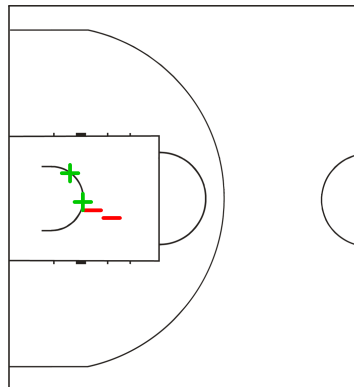
9 POLYULYAK Mykola



10 MYKHAILOV Anton



12 MOTORCHUK Viacheslav



LEGEND

+ Shot Made

-

Shot Missed

Timing and Results provided by **TISSOT**



Game No: 8

Shot Chart
Схема бросков

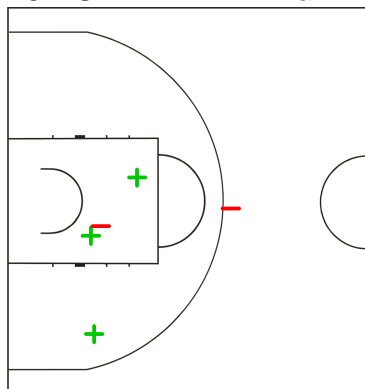
UKR 98 vs 100 KOR
(20 - 24, 15 - 24, 31 - 19, 22 - 21, 10 - 12)

Scoring by 5 min intervals:

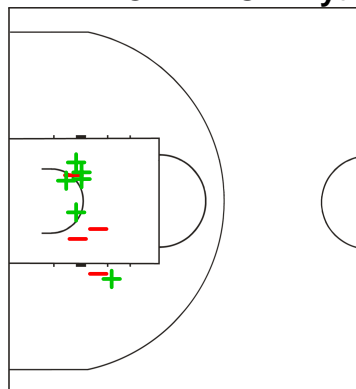
	Q1		Q2		Q3		Q4		OT1
UKR	8	20	28	35	52	66	75	88	98
KOR	10	24	34	48	57	67	72	88	100

UKR - Ukraine

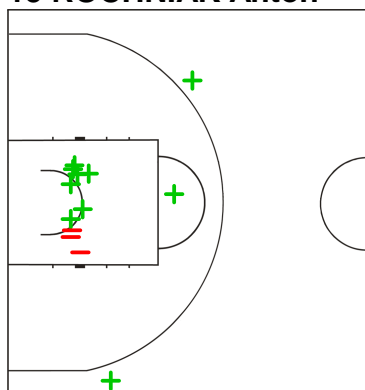
13 POLIEZHAIIEV Ivan



14 MARCHENKO Dmytro



15 ROCHNIAK Anton



LEGEND

+ Shot Made

- Shot Missed



Game No: 8

Shot Chart
Схема бросков

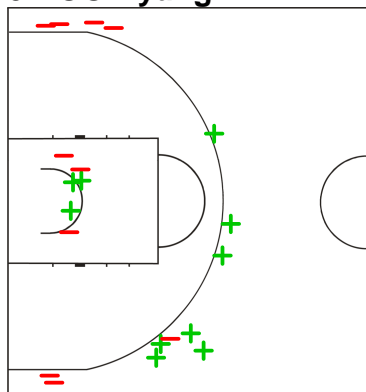
UKR 98 vs 100 KOR
(20 - 24, 15 - 24, 31 - 19, 22 - 21, 10 - 12)

Scoring by 5 min intervals:

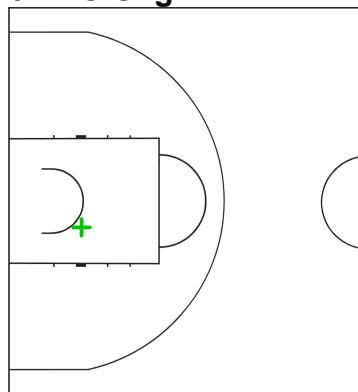
	Q1		Q2		Q3		Q4		OT1
UKR	8	20	28	35	52	66	75	88	98
KOR	10	24	34	48	57	67	72	88	100

KOR - Korea

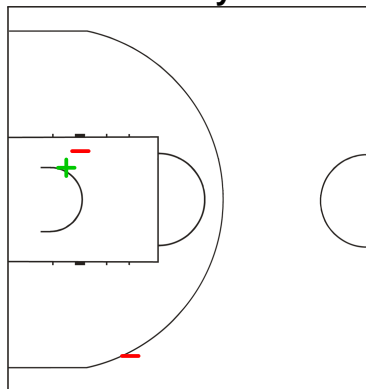
5 DOO Kyung Min



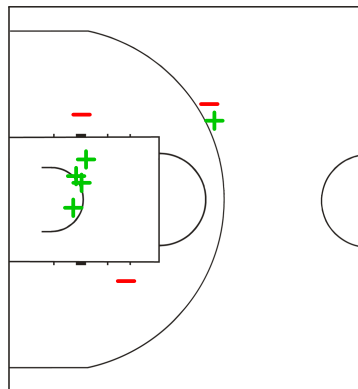
6 HEO Ung



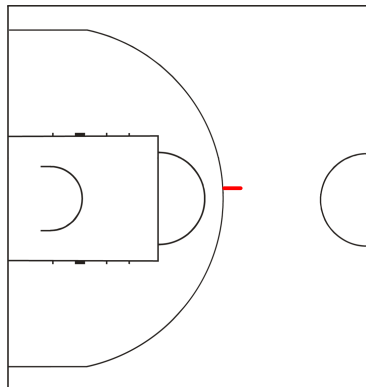
7 PARK Jae Hyun



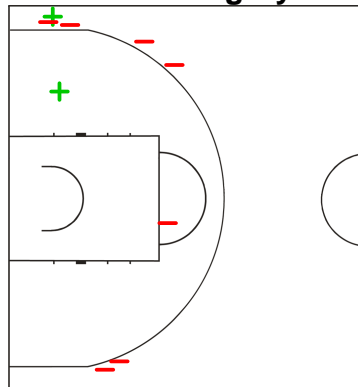
8 KIM Jihoo



10 BAE Soo Yone



11 JEON Seong Hyen



LEGEND

+ Shot Made

-

Shot Missed

Timing and Results provided by TISSOT



Game No: 8

Shot Chart
Схема бросков

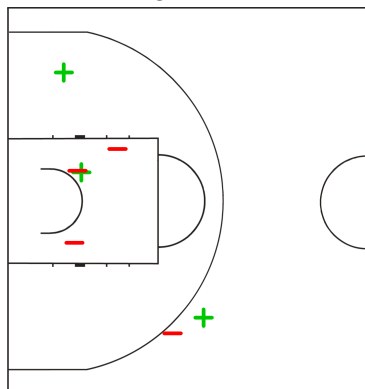
UKR 98 vs 100 KOR
(20 - 24, 15 - 24, 31 - 19, 22 - 21, 10 - 12)

Scoring by 5 min intervals:

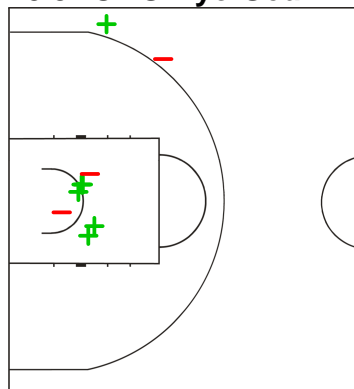
	Q1		Q2		Q3		Q4		OT1
UKR	8	20	28	35	52	66	75	88	98
KOR	10	24	34	48	57	67	72	88	100

KOR - Korea

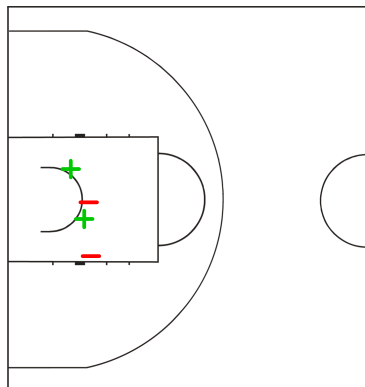
12 HAN Ho Bin



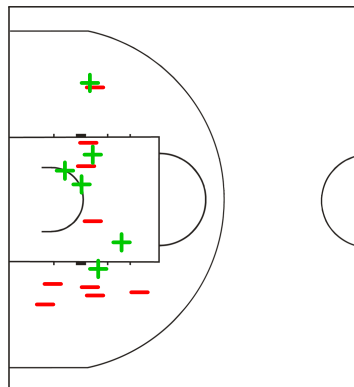
13 JEONG Hyo Geun



14 LEE Dae Heon



15 KIM Jun Yi



LEGEND

+ Shot Made

- Shot Missed



Game No: 8

Lineup Analysis

Анализ

UKR 98 vs 100 KOR

UKR

Lineup efficiency

4 Sainiiev V	9 Polyulyak M	10 Mykhailov A	12 Motorchuk V	15 Rochniak A	11:20
4 Sainiiev V	7 Dolenko O	9 Polyulyak M	13 Poliezhzaiev I	14 Marchenko D	5:05
4 Sainiiev V	7 Dolenko O	9 Polyulyak M	14 Marchenko D	15 Rochniak A	3:47
4 Sainiiev V	5 PAVLENKO O	9 Polyulyak M	13 Poliezhzaiev I	14 Marchenko D	3:11
4 Sainiiev V	9 Polyulyak M	10 Mykhailov A	13 Poliezhzaiev I	15 Rochniak A	3:02
4 Sainiiev V	9 Polyulyak M	10 Mykhailov A	14 Marchenko D	15 Rochniak A	2:58
4 Sainiiev V	5 PAVLENKO O	7 Dolenko O	13 Poliezhzaiev I	15 Rochniak A	2:41
5 PAVLENKO O	7 Dolenko O	9 Polyulyak M	13 Poliezhzaiev I	14 Marchenko D	2:31
4 Sainiiev V	7 Dolenko O	10 Mykhailov A	12 Motorchuk V	15 Rochniak A	2:15
4 Sainiiev V	7 Dolenko O	9 Polyulyak M	12 Motorchuk V	14 Marchenko D	1:46
5 PAVLENKO O	9 Polyulyak M	10 Mykhailov A	12 Motorchuk V	15 Rochniak A	1:24
4 Sainiiev V	5 PAVLENKO O	7 Dolenko O	13 Poliezhzaiev I	14 Marchenko D	1:23
5 PAVLENKO O	9 Polyulyak M	10 Mykhailov A	13 Poliezhzaiev I	15 Rochniak A	1:07
4 Sainiiev V	7 Dolenko O	9 Polyulyak M	12 Motorchuk V	15 Rochniak A	1:05
4 Sainiiev V	7 Dolenko O	9 Polyulyak M	13 Poliezhzaiev I	15 Rochniak A	0:42
5 PAVLENKO O	7 Dolenko O	9 Polyulyak M	13 Poliezhzaiev I	15 Rochniak A	0:29
4 Sainiiev V	5 PAVLENKO O	7 Dolenko O	12 Motorchuk V	15 Rochniak A	0:14

Score development

4 Sainiiev V	7 Dolenko O	9 Polyulyak M	14 Marchenko D	15 Rochniak A	3:47	+5
5 PAVLENKO O	7 Dolenko O	9 Polyulyak M	13 Poliezhzaiev I	14 Marchenko D	2:31	+4
4 Sainiiev V	9 Polyulyak M	10 Mykhailov A	12 Motorchuk V	15 Rochniak A	11:20	+4
4 Sainiiev V	9 Polyulyak M	10 Mykhailov A	14 Marchenko D	15 Rochniak A	2:58	+2
4 Sainiiev V	5 PAVLENKO O	7 Dolenko O	13 Poliezhzaiev I	14 Marchenko D	1:23	+1
4 Sainiiev V	5 PAVLENKO O	7 Dolenko O	12 Motorchuk V	15 Rochniak A	0:14	0
5 PAVLENKO O	7 Dolenko O	9 Polyulyak M	13 Poliezhzaiev I	15 Rochniak A	0:29	0
5 PAVLENKO O	9 Polyulyak M	10 Mykhailov A	13 Poliezhzaiev I	15 Rochniak A	1:07	-1
5 PAVLENKO O	9 Polyulyak M	10 Mykhailov A	12 Motorchuk V	15 Rochniak A	1:24	0
4 Sainiiev V	5 PAVLENKO O	7 Dolenko O	13 Poliezhzaiev I	15 Rochniak A	2:41	-1
4 Sainiiev V	9 Polyulyak M	10 Mykhailov A	13 Poliezhzaiev I	15 Rochniak A	3:02	0
4 Sainiiev V	5 PAVLENKO O	9 Polyulyak M	13 Poliezhzaiev I	14 Marchenko D	3:11	0
4 Sainiiev V	7 Dolenko O	9 Polyulyak M	13 Poliezhzaiev I	14 Marchenko D	5:05	-1
4 Sainiiev V	7 Dolenko O	9 Polyulyak M	13 Poliezhzaiev I	15 Rochniak A	0:42	-2
4 Sainiiev V	7 Dolenko O	9 Polyulyak M	12 Motorchuk V	15 Rochniak A	1:05	-4
4 Sainiiev V	7 Dolenko O	10 Mykhailov A	12 Motorchuk V	15 Rochniak A	2:15	-4
4 Sainiiev V	7 Dolenko O	9 Polyulyak M	12 Motorchuk V	14 Marchenko D	1:46	-5



Game No: 8

Lineup Analysis

Анализ

KOR

Lineup efficiency


5 DOO K	7 PARK J	11 JEON S	14 LEE D	15 Kim JY	12:34
5 DOO K	8 Kim J	12 HAN H	13 JEONG H	15 Kim JY	8:06
5 DOO K	6 Heo U	10 BAE S	12 HAN H	13 JEONG H	6:14
5 DOO K	8 Kim J	12 HAN H	14 LEE D	15 Kim JY	3:39
7 PARK J	8 Kim J	12 HAN H	13 JEONG H	14 LEE D	3:05
5 DOO K	6 Heo U	12 HAN H	13 JEONG H	15 Kim JY	2:40
5 DOO K	10 BAE S	11 JEON S	12 HAN H	15 Kim JY	1:51
6 Heo U	11 JEON S	12 HAN H	13 JEONG H	14 LEE D	1:39
5 DOO K	6 Heo U	12 HAN H	13 JEONG H	14 LEE D	1:10
5 DOO K	8 Kim J	10 BAE S	12 HAN H	15 Kim JY	1:07
5 DOO K	6 Heo U	10 BAE S	12 HAN H	15 Kim JY	1:00
5 DOO K	11 JEON S	12 HAN H	13 JEONG H	14 LEE D	0:37
5 DOO K	11 JEON S	12 HAN H	14 LEE D	15 Kim JY	0:26
6 Heo U	7 PARK J	12 HAN H	13 JEONG H	14 LEE D	0:25
5 DOO K	10 BAE S	12 HAN H	13 JEONG H	15 Kim JY	0:14
7 PARK J	8 Kim J	12 HAN H	14 LEE D	15 Kim JY	0:11
5 DOO K	6 Heo U	8 Kim J	12 HAN H	15 Kim JY	0:02

Score development

5 DOO K	6 Heo U	10 BAE S	12 HAN H	13 JEONG H	6:14	+5
5 DOO K	8 Kim J	12 HAN H	14 LEE D	15 Kim JY	3:39	+4
7 PARK J	8 Kim J	12 HAN H	14 LEE D	15 Kim JY	0:11	+3
5 DOO K	8 Kim J	12 HAN H	13 JEONG H	15 Kim JY	8:06	+3
5 DOO K	6 Heo U	8 Kim J	12 HAN H	15 Kim JY	0:02	+2
5 DOO K	11 JEON S	12 HAN H	13 JEONG H	14 LEE D	0:37	+1
5 DOO K	8 Kim J	10 BAE S	12 HAN H	15 Kim JY	1:07	+1
5 DOO K	6 Heo U	12 HAN H	13 JEONG H	15 Kim JY	2:40	+1
7 PARK J	8 Kim J	12 HAN H	13 JEONG H	14 LEE D	3:05	+1
5 DOO K	10 BAE S	12 HAN H	13 JEONG H	15 Kim JY	0:14	-1
6 Heo U	11 JEON S	12 HAN H	13 JEONG H	14 LEE D	1:39	-1
5 DOO K	10 BAE S	11 JEON S	12 HAN H	15 Kim JY	1:51	0
6 Heo U	7 PARK J	12 HAN H	13 JEONG H	14 LEE D	0:25	-2
5 DOO K	11 JEON S	12 HAN H	14 LEE D	15 Kim JY	0:26	-2
5 DOO K	6 Heo U	12 HAN H	13 JEONG H	14 LEE D	1:10	-2
5 DOO K	6 Heo U	10 BAE S	12 HAN H	15 Kim JY	1:00	-5
5 DOO K	7 PARK J	11 JEON S	14 LEE D	15 Kim JY	12:34	-6

LEGEND

+ Shot Made - Shot Missed

Timing and Results provided by  TISSOT



Game No: 4

Start List

Стартовый список

RUS vs OMA

Referee: IVANOVIC Ivana (SRB)

Umpire: SAREKOSKI Yrjo Johannes / HILKE Henri (FIN)

RUS - Russian Fed.

No.	Name	Pos	Height m / ft in	Age	Current Games Statistics						
					PPG	FG%	3FG%	FT%	RPG	APG	MPG (GP)
4	GRIGORYEV Maxim	G	1.95/6'5"	23	0.0				0.0	0.0	0:00 (0)
5	ZARYAZHKO Victor	G	1.94/6'4"	20	0.0				0.0	0.0	0:00 (0)
6	ANTIPOV Pavel	F	2.02/6'8"	21	0.0				0.0	0.0	0:00 (0)
7	KARASEV Sergey	F	2.03/6'8"	19	0.0				0.0	0.0	0:00 (0)
8	IVLEV Vladimir	F	2.07/6'9"	23	0.0				0.0	0.0	0:00 (0)
9	KULAGIN Dmitrii	G	1.99/6'6"	21	0.0				0.0	0.0	0:00 (0)
10	VIKHROV Artem	G	1.95/6'5"	20	0.0				0.0	0.0	0:00 (0)
11	ANTONOV Semen	F	2.02/6'8"	23	0.0				0.0	0.0	0:00 (0)
12	ZUBKOV Andrey	F	2.05/6'9"	22	0.0				0.0	0.0	0:00 (0)
13	KHVOSTOV Dmitriy	G	1.90/6'3"	23	0.0				0.0	0.0	0:00 (0)
14	VALIEV Evgeny	F	2.05/6'9"	23	0.0				0.0	0.0	0:00 (0)
15	BALASHOV Nikita	F	2.07/6'9"	22	0.0				0.0	0.0	0:00 (0)
Team			2.00/6'7"	21.7							
Coach		KARASEV Vasily									
Assistant Coach		VASILYEV Alexey									

RUS Played		
PR	OMA	7 JUL
PR	EST	8 JUL
PR	KOR	9 JUL
PR	UKR	11 JUL
PR	GER	12 JUL


OMA - Oman

No.	Name	Pos	Height m / ft in	Age	Current Games Statistics						
					PPG	FG%	3FG%	FT%	RPG	APG	MPG (GP)
4	AL SIBANI Ahmed		1.75/5'9"	21	0.0				0.0	0.0	0:00 (0)
5	AMABOU ALI Mahmood		1.84/6'0"	23	0.0				0.0	0.0	0:00 (0)
6	AL HALHALI Ahmed		1.88/6'2"	20	0.0				0.0	0.0	0:00 (0)
7	AL AAMRI Nouh		1.75/5'9"	21	0.0				0.0	0.0	0:00 (0)
8	AL ASMI Mohamed		1.86/6'1"	21	0.0				0.0	0.0	0:00 (0)
9	BANI ARABA Haitham		1.86/6'1"	19	0.0				0.0	0.0	0:00 (0)
11	AL YARABI Ashraf		1.87/6'2"	24	0.0				0.0	0.0	0:00 (0)
12	AL JAMOUDI Faisal		1.95/6'5"	22	0.0				0.0	0.0	0:00 (0)
13	AL AMRANI Mohammed		1.99/6'6"	19	0.0				0.0	0.0	0:00 (0)
14	AL SAADI Said		1.91/6'3"	19	0.0				0.0	0.0	0:00 (0)
15	AL FARRAJI Hassan		1.93/6'4"	24	0.0				0.0	0.0	0:00 (0)
Team			1.87/6'2"	21.2							
Coach		FILIP LUETIC Neven									
Assistant Coach		AL BUSAIDI Ghassan Mahasin									

OMA Played		
PR	RUS	7 JUL
PR	KOR	8 JUL
PR	GER	9 JUL
PR	EST	11 JUL
PR	UKR	12 JUL

LEGEND

(1) Point Guard	(2) Shooting Guard	(3) Small Forward	(4) Power Forward	(5) Centre
(C) Captain	3FG% 3 Points Field Goals %	APG Assists per Game	C Centre	F Forward
FG% Field Goals %	FT% Free Throws %	G Guard	GP Games Played	MPG Minutes Played per Game
Pos Playing Position	PPG Points per Game	PR Preliminary Round	RPG Rebounds per Game	

Timing and Results provided by  TISSOT



Game No: 4

Results
Результат

Match Duration: 1:44

RUS 117 vs 24 OMA

(29:6, 28:6, 29:4, 31:8)

Referee: IVANOVIC Ivana (SRB)

Commissioner:

Umpire: SAREKOSKI Yrjo Johannes / HILKE Henri (FIN)

Scoring by 5 min intervals:	RUS	Q1		Q2		Q3		Q4	
		M	A	M	A	M	A	M	A
		14	29	45	57	76	86	101	117
	OMA	6	6	8	12	16	16	18	24

RUS - Russian Fed.

No.	Name	MIN	Field Goals		2 Points		3 Points		Free Throws		Rebounds			AS	TO	ST	BS	PF	FD	PTS
			M/A	%	M/A	%	M/A	%	M/A	%	OR	DR	TOT							
4	GRIGORYEV Maxim	14:52	3/8	38	1/2	50	2/6	33	0/0	0	0	2	2	3	0	0	0	1	0	8
*5	ZARYAZHKO Victor	15:45	3/5	60	2/3	67	1/2	50	2/4	50	1	3	4	5	1	2	0	0	3	9
6	ANTIPOV Pavel	14:02	3/5	60	2/2	100	1/3	33	2/2	100	1	1	2	0	0	2	0	0	1	9
*7	KARASEV Sergey	18:49	13/17	76	11/13	85	2/4	50	3/3	100	2	1	3	3	1	2	0	0	2	31
8	IVLEV Vladimir	12:33	2/3	67	2/3	67	0/0	0	2/2	100	3	2	5	0	1	2	0	2	1	6
9	KULAGIN Dmitrii	20:26	5/10	50	4/8	50	1/2	50	5/8	63	0	6	6	6	1	1	0	0	6	16
10	VIKHROV Artem	19:41	4/5	80	4/4	100	0/1	0	2/3	67	0	0	0	4	0	1	0	0	2	10
11	ANTONOV Semen	15:37	4/8	50	4/8	50	0/0	0	1/2	50	1	0	1	3	0	1	1	1	2	9
*12	ZUBKOV Andrey	16:33	3/5	60	2/2	100	1/3	33	0/0	0	1	5	6	1	0	0	0	0	0	7
*13	KHVOSTOV Dmitriy	18:13	2/4	50	1/2	50	1/2	50	0/0	0	0	2	2	4	0	4	0	0	0	5
14	VALIEV Evgeny	17:06	1/3	33	1/3	33	0/0	0	1/2	50	2	2	4	1	1	2	0	2	1	3
*15	BALASHOV Nikita	16:23	1/6	17	1/5	20	0/1	0	2/2	100	4	7	11	1	1	1	3	0	3	4
Team / Coach											0	5	5		0					
Totals			44/79	56	35/55	64	9/24	38	20/28	71	15	36	51	31	6	18	4	6	21	117

Coach	KARASEV Vasily
Assistant Coach	VASILYEV Alexey

OMA - Oman

No.	Name	MIN	Field Goals		2 Points		3 Points		Free Throws		Rebounds			AS	TO	ST	BS	PF	FD	PTS
			M/A	%	M/A	%	M/A	%	M/A	%	OR	DR	TOT							
4	AL SIBANI Ahmed	21:34	0/3	0	0/3	0	0/0	0	0/0	0	0	2	2	1	4	1	0	4	0	0
5	AMABOU ALI Mahmood	16:16	0/7	0	0/2	0	0/5	0	0/0	0	0	0	0	1	3	0	0	3	0	0
*6	AL HALHALI Ahmed	25:24	3/7	43	2/4	50	1/3	33	0/0	0	0	1	1	2	6	0	0	4	2	7
*7	AL AAMRI Nouh	20:21	0/6	0	0/1	0	0/5	0	0/0	0	0	2	2	1	6	0	0	0	0	0
*8	AL ASMI Mohamed	18:06	0/8	0	0/6	0	0/2	0	0/0	0	0	1	1	0	1	0	0	4	0	0
9	BANI ARABA Haitham	13:24	2/3	67	2/2	100	0/1	0	0/0	0	0	1	1	0	1	0	0	0	0	4
11	AL YARABI Ashraf	20:51	0/5	0	0/5	0	0/0	0	0/0	0	1	3	4	0	2	0	0	3	1	0
*12	AL JAMOUDI Faisal	20:14	1/3	33	0/0	0	1/3	33	0/0	0	0	0	0	0	1	0	0	1	1	3
13	AL AMRANI Mohanned	3:53	1/1	100	1/1	100	0/0	0	0/1	0	0	0	0	0	0	0	0	0	1	2
14	AL SAADI Said	17:19	4/6	67	4/6	67	0/0	0	0/0	0	0	4	4	0	0	0	0	0	1	8
*15	AL FARRAJI Hassan	22:38	0/0	0	0/0	0	0/0	0	0/0	0	0	5	5	0	1	1	0	2	0	0
Team / Coach											2	2	4		11					
Totals			11/49	22	9/30	30	2/19	11	0/1	0	3	21	24	5	36	2	0	21	6	24

Coach	FILIP LUETIC Neven
Assistant Coach	AL BUSAIDI Ghassan Mahasin

	RUS	OMA
Points from Turnovers	32	2
Points in the Paint	54	16
Second Chance Points	15	0
Fast Break Points	18	0

	RUS	OMA
Biggest Lead	95	1
Biggest Scoring Run	28-0 (36-6)	3-0 (2-3)
Lead Changes	2	
Times Tied	0	

LEGEND			
%	Shooting Percentage	(C)	Captain
BS	Blocked Shots	DR	Defensive Rebounds
OR	Offensive Rebounds	OTx	Overtime
S	Suspended	ST	Steals
(I)	Injured	FD	Fouls Drawn
PF	Fouls	PTS	Points
TO	Turnovers	TOT	Total Rebounds
*	Starters	AS	Assists
M/A	Made / Attempts	MIN	Minutes Played
Qx	Quarter Time		

Timing and Results provided by TISSOT



Game No: 4

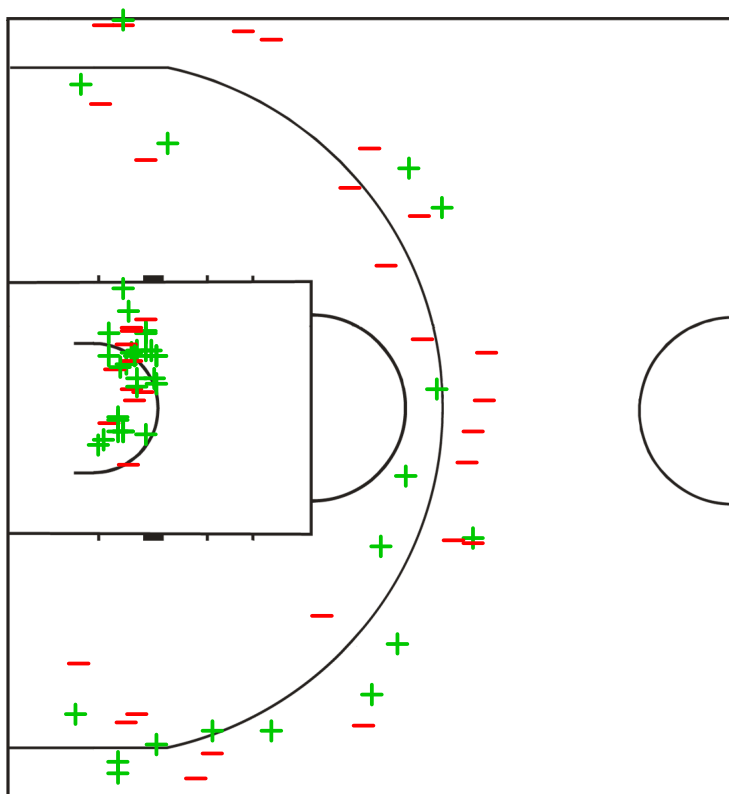
RUS 117 vs 24 OMA

(29 - 6, 28 - 6, 29 - 4, 31 - 8)

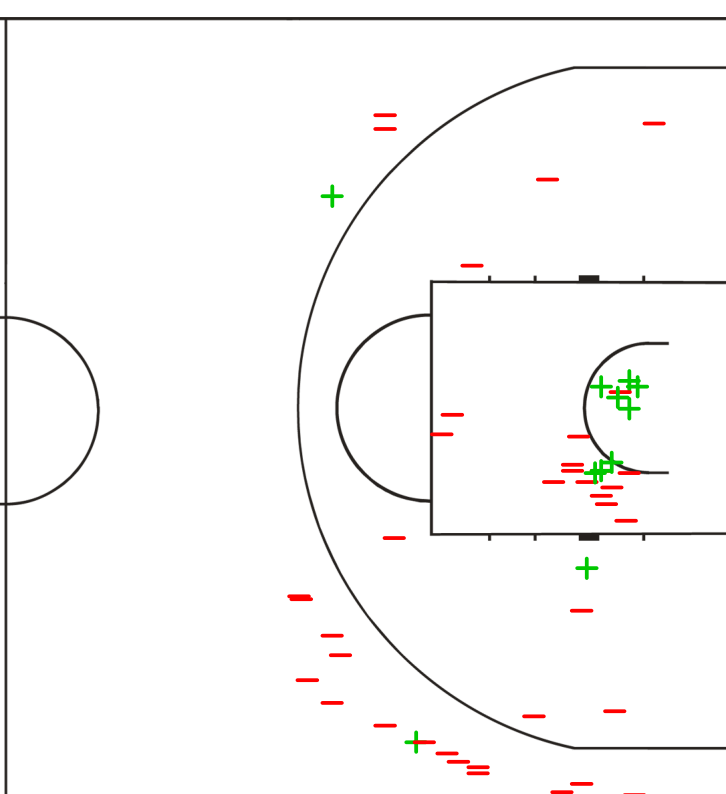
Scoring by 5 min intervals:

	Q1		Q2		Q3		Q4	
RUS	14	29	45	57	76	86	101	117
OMA	6	6	8	12	16	16	18	24

RUS - Russian Fed.



OMA - Oman



LEGEND	
+	Shot Made
-	Shot Missed



Game No: 4

RUS 117 vs 24 OMA

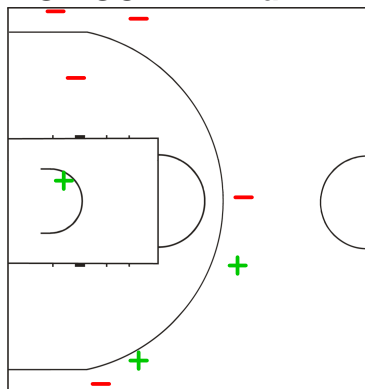
(29 - 6, 28 - 6, 29 - 4, 31 - 8)

Scoring by 5 min intervals:

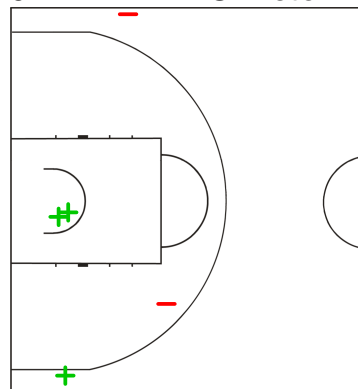
	Q1		Q2		Q3		Q4	
RUS	14	29	45	57	76	86	101	117
OMA	6	6	8	12	16	16	18	24

RUS - Russian Fed.

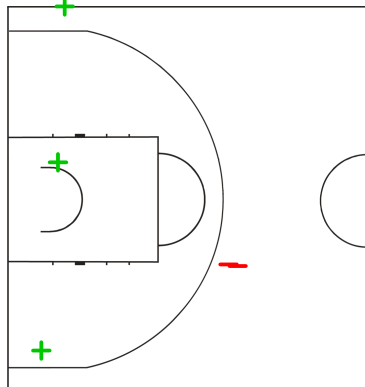
4 GRIGORYEV Maxim



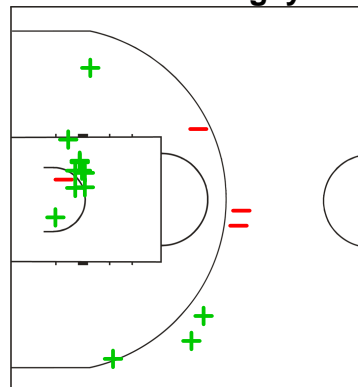
5 ZARYAZHKO Victor



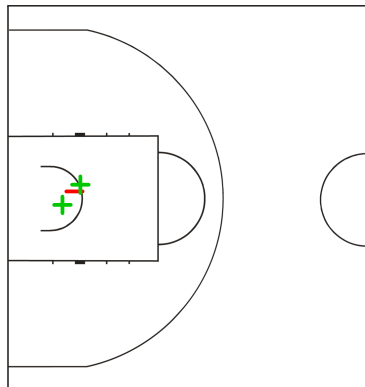
6 ANTIPOV Pavel



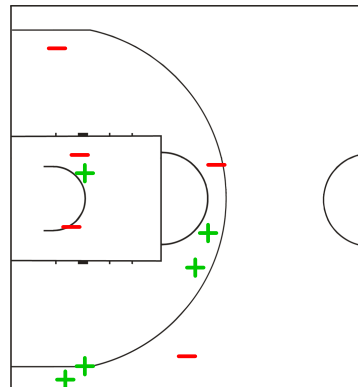
7 KARASEV Sergey



8 IVLEV Vladimir



9 KULAGIN Dmitrii



LEGEND

+ Shot Made

-

Shot Missed

Timing and Results provided by **TISSOT**



Game No: 4

RUS 117 vs 24 OMA

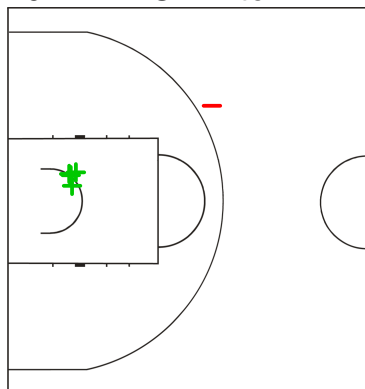
(29 - 6, 28 - 6, 29 - 4, 31 - 8)

Scoring by 5 min intervals:

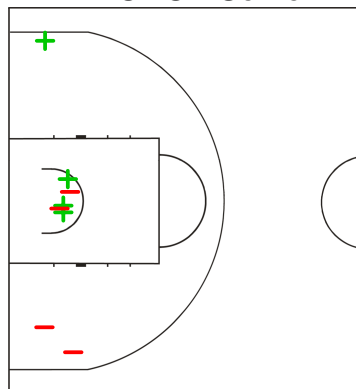
	Q1		Q2		Q3		Q4	
RUS	14	29	45	57	76	86	101	117
OMA	6	6	8	12	16	16	18	24

RUS - Russian Fed.

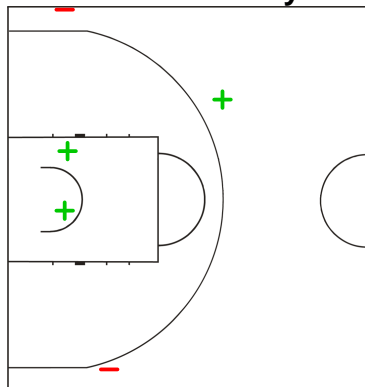
10 VIKHROV Artem



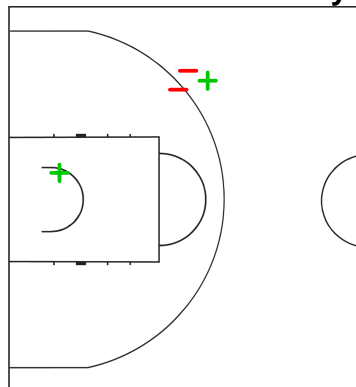
11 ANTONOV Semen



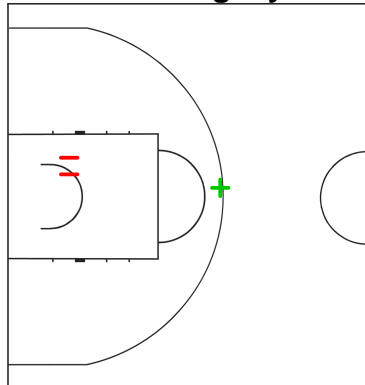
12 ZUBKOV Andrey



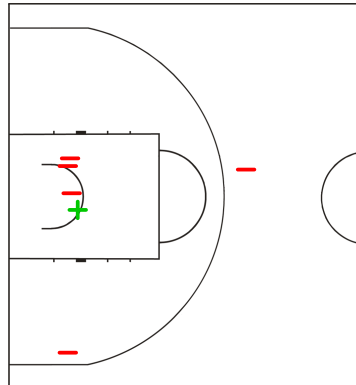
13 KHVOSTOV Dmitriy



14 VALIEV Evgeny



15 BALASHOV Nikita



LEGEND

+ Shot Made

-

Shot Missed



Game No: 4

RUS 117 vs 24 OMA

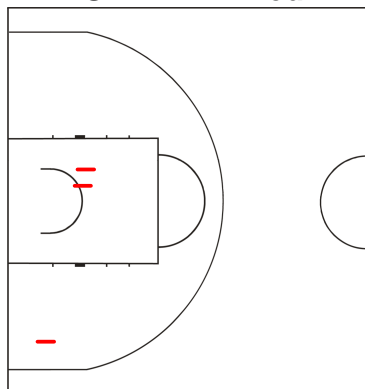
(29 - 6, 28 - 6, 29 - 4, 31 - 8)

Scoring by 5 min intervals:

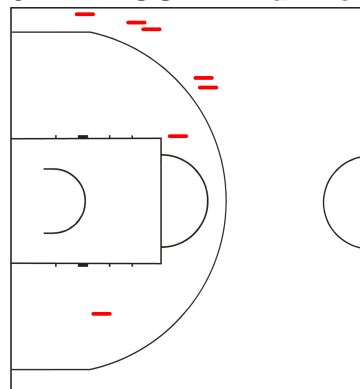
	Q1		Q2		Q3		Q4	
RUS	14	29	45	57	76	86	101	117
OMA	6	6	8	12	16	16	18	24

OMA - Oman

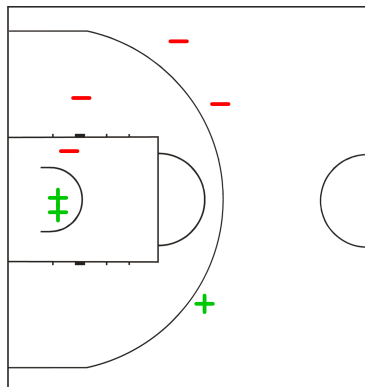
4 AL SIBANI Ahmed



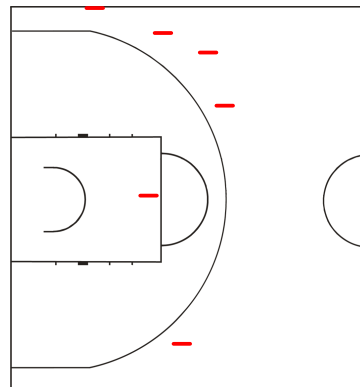
5 AMABOU ALI Mahmood



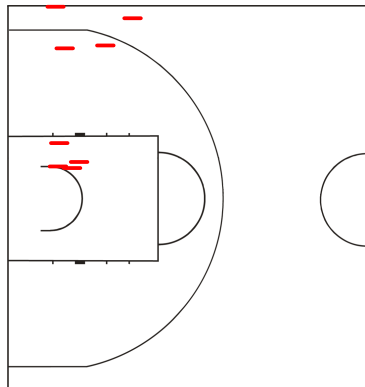
6 AL HALHALI Ahmed



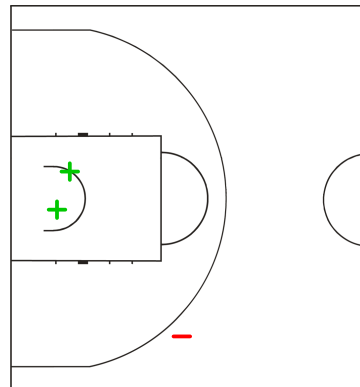
7 AL AAMRI Nouh



8 AL ASMI Mohamed



9 BANI ARABA Haitham



LEGEND

+ Shot Made

-

Shot Missed

Timing and Results provided by **TISSOT**



Game No: 4

RUS 117 vs 24 OMA

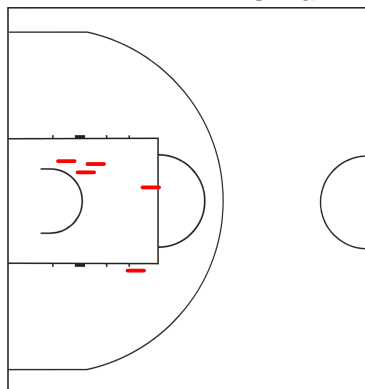
(29 - 6, 28 - 6, 29 - 4, 31 - 8)

Scoring by 5 min intervals:

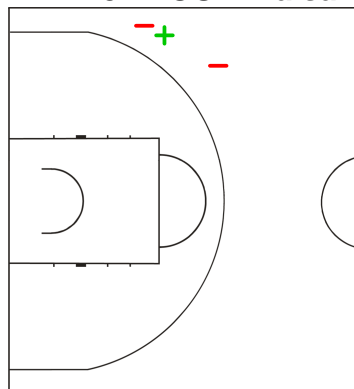
	Q1		Q2		Q3		Q4	
RUS	14	29	45	57	76	86	101	117
OMA	6	6	8	12	16	16	18	24

OMA - Oman

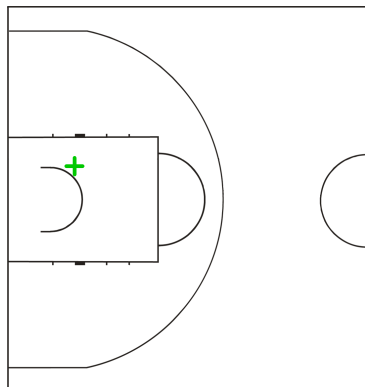
11 AL YARABI Ashraf



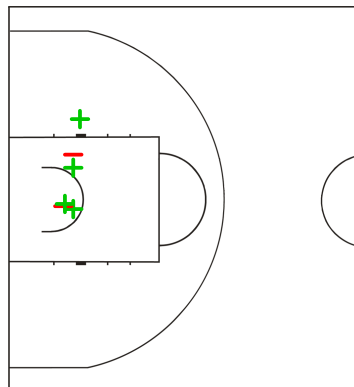
12 AL JAMOUDI Faisal



13 AL AMRANI Mohanned



14 AL SAADI Said



LEGEND

+ Shot Made

- Shot Missed

Timing and Results provided by **TISSOT**



Game No: 4

RUS 117 vs 24 OMA

RUS

Lineup efficiency

5	Zaryazhko V	8	Ivlev V	9	Kulagin D	10	Vikhrov A	14	Valiev E	5:55
4	Grigoryev M	7	Karasev S	11	Antonov S	13	Khvostov D	15	Balashov N	4:33
5	Zaryazhko V	7	Karasev S	12	Zubkov A	13	Khvostov D	15	Balashov N	3:34
7	Karasev S	10	Vikhrov A	11	Antonov S	12	Zubkov A	13	Khvostov D	3:32
6	Antipov P	8	Ivlev V	9	Kulagin D	10	Vikhrov A	14	Valiev E	3:16
4	Grigoryev M	6	Antipov P	10	Vikhrov A	11	Antonov S	14	Valiev E	1:59
4	Grigoryev M	5	Zaryazhko V	6	Antipov P	8	Ivlev V	14	Valiev E	1:39
6	Antipov P	9	Kulagin D	10	Vikhrov A	12	Zubkov A	15	Balashov N	1:36
5	Zaryazhko V	7	Karasev S	10	Vikhrov A	12	Zubkov A	15	Balashov N	1:35
4	Grigoryev M	6	Antipov P	9	Kulagin D	11	Antonov S	14	Valiev E	1:30
4	Grigoryev M	7	Karasev S	11	Antonov S	12	Zubkov A	13	Khvostov D	1:29
4	Grigoryev M	5	Zaryazhko V	9	Kulagin D	14	Valiev E	15	Balashov N	1:09
6	Antipov P	9	Kulagin D	12	Zubkov A	13	Khvostov D	15	Balashov N	1:09
6	Antipov P	7	Karasev S	9	Kulagin D	11	Antonov S	13	Khvostov D	1:07
7	Karasev S	9	Kulagin D	11	Antonov S	12	Zubkov A	13	Khvostov D	1:01
5	Zaryazhko V	9	Kulagin D	10	Vikhrov A	14	Valiev E	15	Balashov N	0:59
4	Grigoryev M	7	Karasev S	12	Zubkov A	13	Khvostov D	15	Balashov N	0:57
6	Antipov P	8	Ivlev V	9	Kulagin D	10	Vikhrov A	12	Zubkov A	0:49
4	Grigoryev M	5	Zaryazhko V	8	Ivlev V	9	Kulagin D	14	Valiev E	0:39
7	Karasev S	9	Kulagin D	12	Zubkov A	13	Khvostov D	15	Balashov N	0:35
4	Grigoryev M	6	Antipov P	7	Karasev S	9	Kulagin D	11	Antonov S	0:26
4	Grigoryev M	6	Antipov P	12	Zubkov A	13	Khvostov D	15	Balashov N	0:16
4	Grigoryev M	5	Zaryazhko V	6	Antipov P	8	Ivlev V	9	Kulagin D	0:15

Score development

5	Zaryazhko V	8	Ivlev V	9	Kulagin D	10	Vikhrov A	14	Valiev E	5:55	+14
7	Karasev S	10	Vikhrov A	11	Antonov S	12	Zubkov A	13	Khvostov D	3:32	+12
4	Grigoryev M	7	Karasev S	11	Antonov S	13	Khvostov D	15	Balashov N	4:33	+12
6	Antipov P	8	Ivlev V	9	Kulagin D	10	Vikhrov A	14	Valiev E	3:16	+7
6	Antipov P	7	Karasev S	9	Kulagin D	11	Antonov S	13	Khvostov D	1:07	+6
4	Grigoryev M	7	Karasev S	11	Antonov S	12	Zubkov A	13	Khvostov D	1:29	+6
4	Grigoryev M	6	Antipov P	9	Kulagin D	11	Antonov S	14	Valiev E	1:30	+6
4	Grigoryev M	7	Karasev S	12	Zubkov A	13	Khvostov D	15	Balashov N	0:57	+5
7	Karasev S	9	Kulagin D	11	Antonov S	12	Zubkov A	13	Khvostov D	1:01	+4
5	Zaryazhko V	7	Karasev S	10	Vikhrov A	12	Zubkov A	15	Balashov N	1:35	+4
5	Zaryazhko V	7	Karasev S	12	Zubkov A	13	Khvostov D	15	Balashov N	3:34	+4
4	Grigoryev M	6	Antipov P	10	Vikhrov A	11	Antonov S	14	Valiev E	1:59	+3
4	Grigoryev M	5	Zaryazhko V	6	Antipov P	8	Ivlev V	9	Kulagin D	0:15	+2
6	Antipov P	8	Ivlev V	9	Kulagin D	10	Vikhrov A	12	Zubkov A	0:49	+2
5	Zaryazhko V	9	Kulagin D	10	Vikhrov A	14	Valiev E	15	Balashov N	0:59	+2
6	Antipov P	9	Kulagin D	10	Vikhrov A	12	Zubkov A	15	Balashov N	1:36	+2
4	Grigoryev M	5	Zaryazhko V	9	Kulagin D	14	Valiev E	15	Balashov N	1:09	+1
4	Grigoryev M	5	Zaryazhko V	6	Antipov P	8	Ivlev V	14	Valiev E	1:39	+1
4	Grigoryev M	6	Antipov P	12	Zubkov A	13	Khvostov D	15	Balashov N	0:16	0
4	Grigoryev M	6	Antipov P	7	Karasev S	9	Kulagin D	11	Antonov S	0:26	0
7	Karasev S	9	Kulagin D	12	Zubkov A	13	Khvostov D	15	Balashov N	0:35	0
4	Grigoryev M	5	Zaryazhko V	8	Ivlev V	9	Kulagin D	14	Valiev E	0:39	0
6	Antipov P	9	Kulagin D	12	Zubkov A	13	Khvostov D	15	Balashov N	1:09	0



Game No: 4

OMA

Lineup efficiency


4	Al Sibani A	6	Al Halhali A	8	Al Asmi M	14	Al Saadi S	15	Al Farraji H	5:25
6	Al Halhali A	7	Al Aamri N	8	Al Asmi M	12	Al Jamoudi F	15	Al Farraji H	3:57
5	AMABOU ALI M	6	Al Halhali A	7	Al Aamri N	11	Al Yarabi A	12	Al Jamoudi F	3:57
4	Al Sibani A	5	AMABOU ALI M	8	Al Asmi M	11	Al Yarabi A	12	Al Jamoudi F	3:29
6	Al Halhali A	7	Al Aamri N	11	Al Yarabi A	12	Al Jamoudi F	15	Al Farraji H	3:24
4	Al Sibani A	5	AMABOU ALI M	9	Bani Araba H	13	Al Amrani M	14	Al Saadi S	3:15
5	AMABOU ALI M	7	Al Aamri N	8	Al Asmi M	12	Al Jamoudi F	15	Al Farraji H	2:08
4	Al Sibani A	7	Al Aamri N	9	Bani Araba H	11	Al Yarabi A	14	Al Saadi S	1:55
6	Al Halhali A	7	Al Aamri N	9	Bani Araba H	11	Al Yarabi A	15	Al Farraji H	1:47
4	Al Sibani A	6	Al Halhali A	9	Bani Araba H	14	Al Saadi S	15	Al Farraji H	1:46
5	AMABOU ALI M	7	Al Aamri N	9	Bani Araba H	11	Al Yarabi A	14	Al Saadi S	1:39
6	Al Halhali A	7	Al Aamri N	8	Al Asmi M	14	Al Saadi S	15	Al Farraji H	1:34
4	Al Sibani A	6	Al Halhali A	11	Al Yarabi A	12	Al Jamoudi F	15	Al Farraji H	1:31
4	Al Sibani A	8	Al Asmi M	9	Bani Araba H	11	Al Yarabi A	14	Al Saadi S	1:07
4	Al Sibani A	5	AMABOU ALI M	6	Al Halhali A	11	Al Yarabi A	12	Al Jamoudi F	0:45
4	Al Sibani A	6	Al Halhali A	9	Bani Araba H	11	Al Yarabi A	15	Al Farraji H	0:40
4	Al Sibani A	6	Al Halhali A	9	Bani Araba H	13	Al Amrani M	14	Al Saadi S	0:38
4	Al Sibani A	5	AMABOU ALI M	9	Bani Araba H	11	Al Yarabi A	12	Al Jamoudi F	0:37
4	Al Sibani A	5	AMABOU ALI M	8	Al Asmi M	12	Al Jamoudi F	15	Al Farraji H	0:26

Score development

4	Al Sibani A	6	Al Halhali A	11	Al Yarabi A	12	Al Jamoudi F	15	Al Farraji H	1:31	0
4	Al Sibani A	7	Al Aamri N	9	Bani Araba H	11	Al Yarabi A	14	Al Saadi S	1:55	-1
4	Al Sibani A	5	AMABOU ALI M	8	Al Asmi M	12	Al Jamoudi F	15	Al Farraji H	0:26	-2
4	Al Sibani A	5	AMABOU ALI M	9	Bani Araba H	11	Al Yarabi A	12	Al Jamoudi F	0:37	-2
4	Al Sibani A	6	Al Halhali A	9	Bani Araba H	13	Al Amrani M	14	Al Saadi S	0:38	-2
4	Al Sibani A	6	Al Halhali A	9	Bani Araba H	11	Al Yarabi A	15	Al Farraji H	0:40	-2
4	Al Sibani A	5	AMABOU ALI M	6	Al Halhali A	11	Al Yarabi A	12	Al Jamoudi F	0:45	-2
4	Al Sibani A	8	Al Asmi M	9	Bani Araba H	11	Al Yarabi A	14	Al Saadi S	1:07	-2
6	Al Halhali A	7	Al Aamri N	9	Bani Araba H	11	Al Yarabi A	15	Al Farraji H	1:47	-2
5	AMABOU ALI M	7	Al Aamri N	9	Bani Araba H	11	Al Yarabi A	14	Al Saadi S	1:39	-3
6	Al Halhali A	7	Al Aamri N	8	Al Asmi M	12	Al Jamoudi F	15	Al Farraji H	3:57	-4
4	Al Sibani A	5	AMABOU ALI M	9	Bani Araba H	13	Al Amrani M	14	Al Saadi S	3:15	-5
6	Al Halhali A	7	Al Aamri N	8	Al Asmi M	14	Al Saadi S	15	Al Farraji H	1:34	-7
4	Al Sibani A	6	Al Halhali A	9	Bani Araba H	14	Al Saadi S	15	Al Farraji H	1:46	-7
6	Al Halhali A	7	Al Aamri N	11	Al Yarabi A	12	Al Jamoudi F	15	Al Farraji H	3:24	-7
4	Al Sibani A	5	AMABOU ALI M	8	Al Asmi M	11	Al Yarabi A	12	Al Jamoudi F	3:29	-7
5	AMABOU ALI M	7	Al Aamri N	8	Al Asmi M	12	Al Jamoudi F	15	Al Farraji H	2:08	-10
5	AMABOU ALI M	6	Al Halhali A	7	Al Aamri N	11	Al Yarabi A	12	Al Jamoudi F	3:57	-12
4	Al Sibani A	6	Al Halhali A	8	Al Asmi M	14	Al Saadi S	15	Al Farraji H	5:25	-16

LEGEND

+ Shot Made - Shot Missed

Timing and Results provided by  TISSOT



Game No: 14

Start List

Стартовый список

KOR vs OMA

Referee: VECHERSKIS Mindaugas (LTU)

Umpire: WANG Zebo (CHN) / BUKURESTI Laszlo Lorand (ROU)

KOR - Korea

No.	Name	Pos	Height m / ft in	Age	Current Games Statistics						
					PPG	FG%	3FG%	FT%	RPG	APG	MPG (GP)
4	LEE Jaedo	G	1.81/5'11"	21	0.0				0.0	0.0	0:00 (0)
5	DOO Kyung Min	G	1.84/6'0"	21	28.0	50	50	50	4.0	6.0	39:40 (1)
6	HEO Ung	G	1.86/6'1"	19	3.0	100		100	0.0	0.0	13:10 (1)
7	PARK Jae Hyun	G	1.85/6'1"	22	2.0	33	0		1.0	1.0	16:15 (1)
8	KIM Jihoo	F	1.88/6'2"	21	15.0	63	50	80	1.0	1.0	16:10 (1)
9	LEE Hyeon Seok	F	1.89/6'2"	20	0.0				0.0	0.0	0:00 (0)
10	BAE Soo Yone	F	1.96/6'5"	21	0.0	0	0		0.0	1.0	10:26 (1)
11	JEON Seong Hyen	F	1.90/6'3"	21	5.0	22	14		2.0	0.0	17:07 (1)
12	HAN Ho Bin	G	1.81/5'11"	21	10.0	43	50	60	2.0	4.0	32:26 (1)
13	JEONG Hyo Geun	C	2.00/6'7"	19	15.0	67	50	67	0.0	1.0	24:10 (1)
14	LEE Dae Heon	C	1.98/6'6"	21	4.0	50			9.0	1.0	23:46 (1)
15	KIM Jun Yi	C	2.01/6'7"	21	18.0	40		67	8.0	2.0	31:50 (1)
Team			1.90/6'3"	20.7	100.0	47	38	68	32.0	17.0	

KOR Played

PR	UKR	100 - 98
PR	OMA	8 JUL
PR	RUS	9 JUL
PR	GER	11 JUL
PR	EST	12 JUL

OMA - Oman


No.	Name	Pos	Height m / ft in	Age	Current Games Statistics						
					PPG	FG%	3FG%	FT%	RPG	APG	MPG (GP)
4	AL SIBANI Ahmed		1.75/5'9"	21	0.0	0			2.0	1.0	21:34 (1)
5	AMABOU ALI Mahmood		1.84/6'0"	23	0.0	0	0		0.0	1.0	16:16 (1)
6	AL HALHALI Ahmed		1.88/6'2"	20	7.0	43	33		1.0	2.0	25:24 (1)
7	AL AAMRI Nouh		1.75/5'9"	21	0.0	0	0		2.0	1.0	20:21 (1)
8	AL ASMI Mohamed		1.86/6'1"	21	0.0	0	0		1.0	0.0	18:06 (1)
9	BANI ARABA Haitham		1.86/6'1"	19	4.0	67	0		1.0	0.0	13:24 (1)
11	AL YARABI Ashraf		1.87/6'2"	24	0.0	0			4.0	0.0	20:51 (1)
12	AL JAMOUDI Faisal		1.95/6'5"	22	3.0	33	33		0.0	0.0	20:14 (1)
13	AL AMRANI Mohammed		1.99/6'6"	19	2.0	100		0	0.0	0.0	3:53 (1)
14	AL SAADI Said		1.91/6'3"	19	8.0	67			4.0	0.0	17:19 (1)
15	AL FARRAJI Hassan		1.93/6'4"	24	0.0				5.0	0.0	22:38 (1)
Team			1.87/6'2"	21.2	24.0	22	11	0	24.0	5.0	
Coach		FILIP LUETIC Neven									
Assistant Coach		AL BUSAIDI Ghassan Mahasin									

OMA Played

PR	RUS	24 - 117
PR	KOR	8 JUL
PR	GER	9 JUL
PR	EST	11 JUL
PR	UKR	12 JUL

LEGEND

(1) Point Guard	(2) Shooting Guard	(3) Small Forward	(4) Power Forward	(5) Centre
(C) Captain	3FG% 3 Points Field Goals %	APG Assists per Game	C Centre	F Forward
FG% Field Goals %	FT% Free Throws %	G Guard	GP Games Played	MPG Minutes Played per Game
Pos Playing Position	PPG Points per Game	PR Preliminary Round	RPG Rebounds per Game	

Timing and Results provided by  TISSOT



Game No: 14

Results
Результат

Attendance: 152

Match Duration: 1:34

KOR 126 vs 77 OMA
(34:12, 20:15, 35:24, 37:26)

Referee: VECHERSKIS Mindaugas (LTU)

Commissioner:

Umpire: WANG Zebo (CHN) / BUKURESTI Laszlo Lorand (ROU)

Scoring by 5 min intervals:	KOR	Q1		Q2		Q3		Q4	
		M	A	M	A	M	A	M	A
		19	34	43	54	72	89	108	126
	OMA	7	12	17	27	37	51	63	77

KOR - Korea

No.	Name	MIN	Field Goals		2 Points		3 Points		Free Throws		Rebounds			AS	TO	ST	BS	PF	FD	PTS
			M/A	%	M/A	%	M/A	%	M/A	%	OR	DR	TOT							
*4	LEE Jaedo	20:00	3/7	43	3/3	100	0/4	0	2/2	100	2	1	3	5	4	2	0	0	2	8
5	DOO Kyung Min	13:44	1/5	20	1/2	50	0/3	0	2/2	100	0	5	5	1	1	2	0	1	3	4
*6	HEO Ung	20:00	10/15	67	5/6	83	5/9	56	2/2	100	1	6	7	2	1	2	0	1	2	27
7	PARK Jae Hyun	14:26	2/5	40	1/2	50	1/3	33	0/0	0	1	1	2	2	3	2	0	5	0	5
8	KIM Jihoo	20:00	5/11	45	1/3	33	4/8	50	0/0	0	0	1	1	3	2	3	0	1	1	14
*9	LEE Hyeon Seok	20:00	2/5	40	0/0	0	2/5	40	4/6	67	1	4	5	1	0	0	0	1	3	10
*10	BAE Soo Yone	14:46	3/5	60	1/2	50	2/3	67	0/0	0	0	0	0	1	2	2	0	0	0	8
11	JEON Seong Hyen	20:00	6/9	67	1/1	100	5/8	63	0/0	0	1	1	2	2	2	1	0	0	0	17
12	HAN Ho Bin	11:50	1/4	25	1/3	33	0/1	0	2/2	100	0	0	0	5	2	1	0	0	2	4
13	JEONG Hyo Geun	15:14	5/7	71	1/2	50	4/5	80	0/0	0	0	2	2	0	0	1	1	2	1	14
*14	LEE Dae Heon	20:00	2/6	33	2/6	33	0/0	0	5/6	83	5	5	10	0	1	1	0	1	5	9
15	KIM Jun Yi	10:00	3/3	100	3/3	100	0/0	0	0/0	0	1	3	4	0	1	1	0	1	0	6
Team / Coach											0	0	0							
Totals			43/82	52	20/33	61	23/49	47	17/20	85	12	29	41	22	19	18	1	13	19	126

OMA - Oman

No.	Name	MIN	Field Goals		2 Points		3 Points		Free Throws		Rebounds			AS	TO	ST	BS	PF	FD	PTS
			M/A	%	M/A	%	M/A	%	M/A	%	OR	DR	TOT							
4	AL SIBANI Ahmed	18:19	2/4	50	2/4	50	0/0	0	0/0	0	0	1	1	0	5	3	0	3	1	4
5	AMABOU ALI Mahmood	22:53	2/10	20	1/4	25	1/6	17	1/3	33	0	2	2	0	6	1	0	3	2	6
*6	AL HALHALI Ahmed	31:23	3/11	27	3/5	60	0/6	0	0/1	0	1	4	5	2	5	1	0	5	5	6
*7	AL AAMRI Nouh	7:25	1/4	25	0/2	0	1/2	50	0/0	0	0	0	0	0	5	2	0	0	0	3
*8	AL ASMI Mohamed	28:40	10/14	71	10/14	71	0/0	0	0/1	0	4	3	7	0	3	0	0	3	2	20
9	BANI ARABA Haitham	27:42	6/10	60	6/9	67	0/1	0	2/2	100	1	4	5	1	3	1	1	1	2	14
11	AL YARABI Ashraf	0:00	0/0	0	0/0	0	0/0	0	0/0	0	0	0	0	0	0	0	0	0	0	0
12	AL JAMOUDI Faisal	0:00	0/0	0	0/0	0	0/0	0	0/0	0	0	0	0	0	0	0	0	0	0	0
13	AL AMRANI Mohammed	14:39	2/6	33	2/6	33	0/0	0	0/0	0	2	2	4	0	0	2	0	1	0	4
*14	AL SAAIDI Said	21:16	5/6	83	5/6	83	0/0	0	0/0	0	1	1	2	1	2	0	0	2	1	10
*15	AL FARRAJI Hassan	27:43	5/8	63	5/8	63	0/0	0	0/0	0	1	7	8	2	1	1	0	1	0	10
Team / Coach											0	1	1		0					
Totals			36/73	49	34/58	59	2/15	13	3/7	43	10	25	35	6	30	11	1	19	13	77
Coach		FILIP LUETIC Neven																		
Assistant Coach		AL BUSAIDI Ghassan Mahasin																		

	KOR	OMA
Points from Turnovers	39	10
Points in the Paint	30	62
Second Chance Points	17	4
Fast Break Points	0	0

	KOR	OMA
Biggest Lead	49	0
Biggest Scoring Run	11-0 (11-0)	6-0 (100-59)
Lead Changes		0
Times Tied		0

LEGEND			
%	Shooting Percentage	(C)	Captain
BS	Blocked Shots	DR	Defensive Rebounds
OR	Offensive Rebounds	OTx	Overtime
S	Suspended	ST	Steals
(I)	Injured	FD	Fouls Drawn
PF	Fouls	PTS	Points
TO	Turnovers	TOT	Total Rebounds
*	Starters	AS	Assists
M/A	Made / Attempts	MIN	Minutes Played
Qx	Quarter Time		

Timing and Results provided by TISSOT



Game No: 14

Shot Chart
Схема бросков

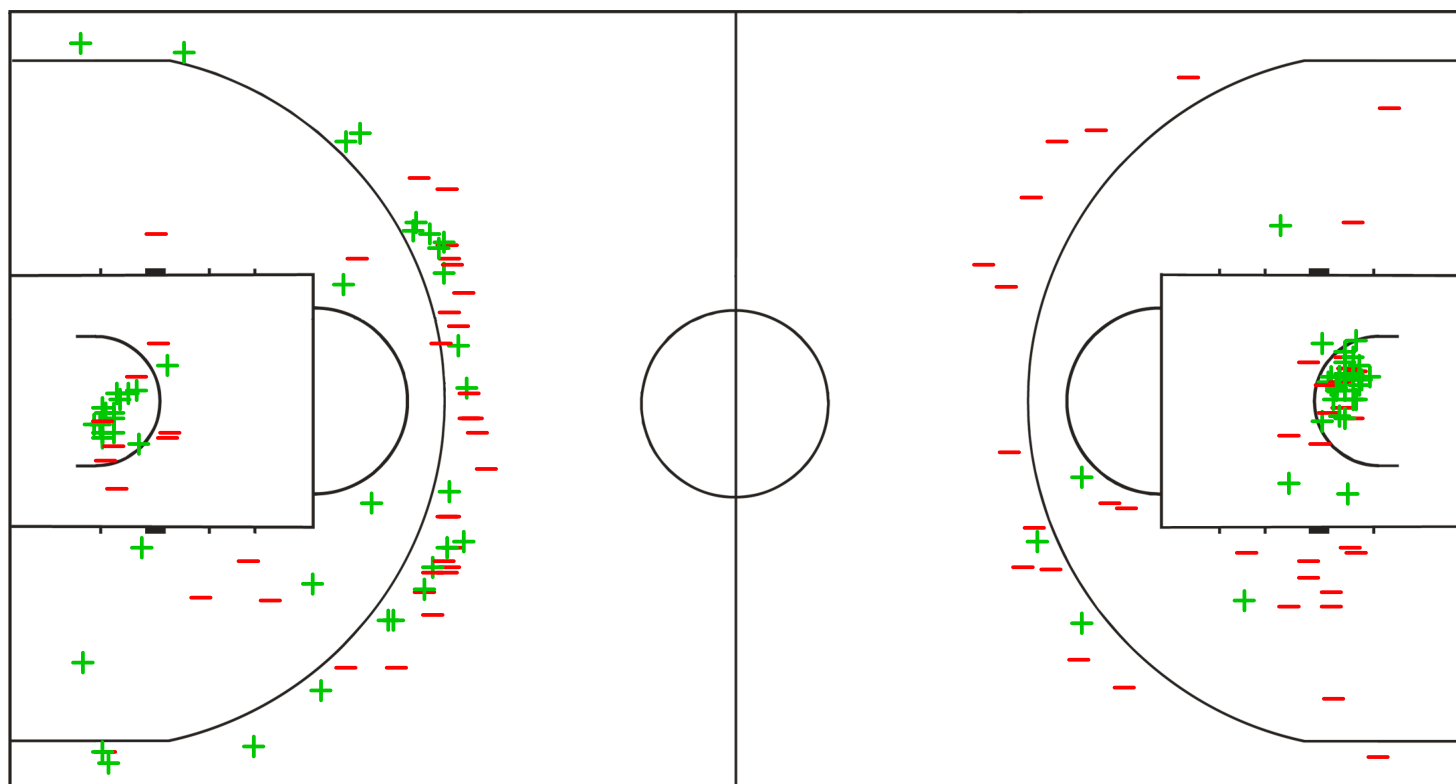
KOR 126 vs 77 OMA
(34 - 12, 20 - 15, 35 - 24, 37 - 26)

Scoring by 5 min intervals:

	Q1		Q2		Q3		Q4	
KOR	19	34	43	54	72	89	108	126
OMA	7	12	17	27	37	51	63	77

KOR - Korea

OMA - Oman



LEGEND

+ Shot Made

- Shot Missed

Timing and Results provided by **TISSOT**



Game No: 14

Shot Chart
Схема бросков

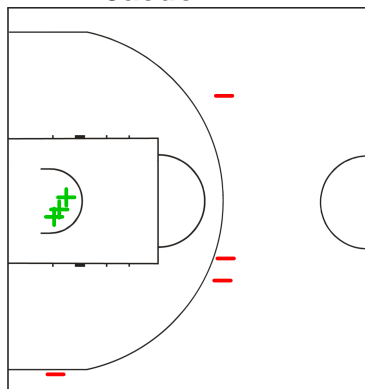
KOR 126 vs 77 OMA
(34 - 12, 20 - 15, 35 - 24, 37 - 26)

Scoring by 5 min intervals:

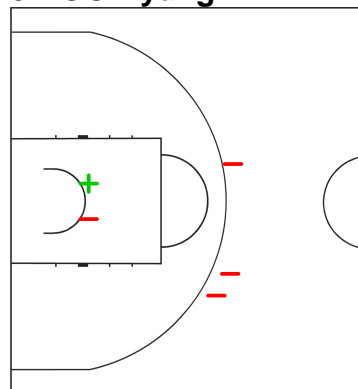
	Q1		Q2		Q3		Q4	
KOR	19	34	43	54	72	89	108	126
OMA	7	12	17	27	37	51	63	77

KOR - Korea

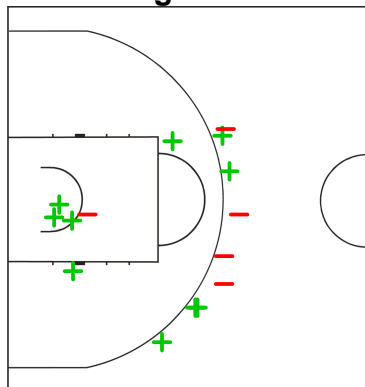
4 LEE Jaedo



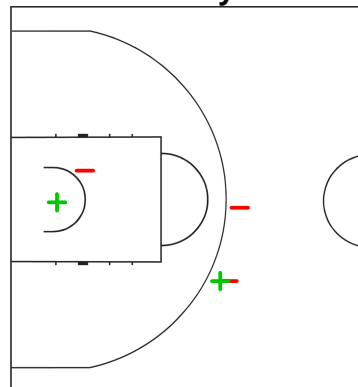
5 DOO Kyung Min



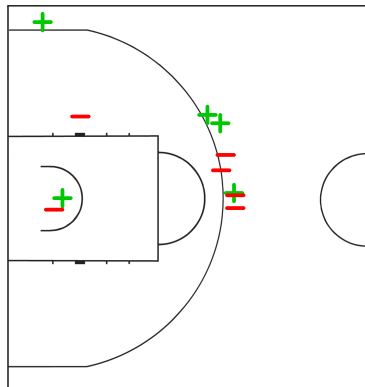
6 HEO Ung



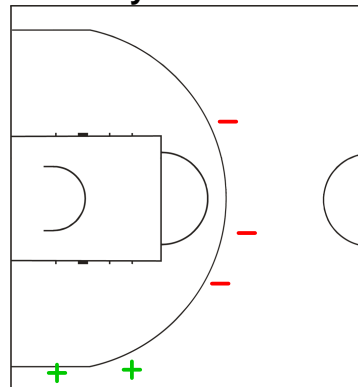
7 PARK Jae Hyun



8 KIM Jihoo



9 LEE Hyeon Seok



LEGEND

+ Shot Made

- Shot Missed

Timing and Results provided by TISSOT



Game No: 14

Shot Chart
Схема бросков

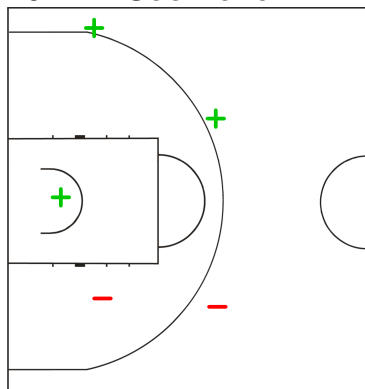
KOR 126 vs 77 OMA
(34 - 12, 20 - 15, 35 - 24, 37 - 26)

Scoring by 5 min intervals:

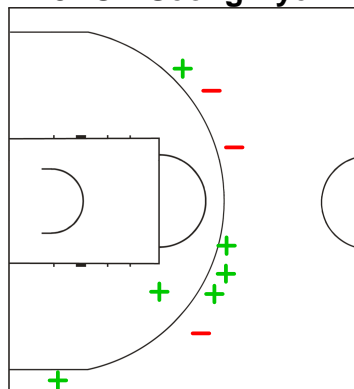
	Q1		Q2		Q3		Q4	
KOR	19	34	43	54	72	89	108	126
OMA	7	12	17	27	37	51	63	77

KOR - Korea

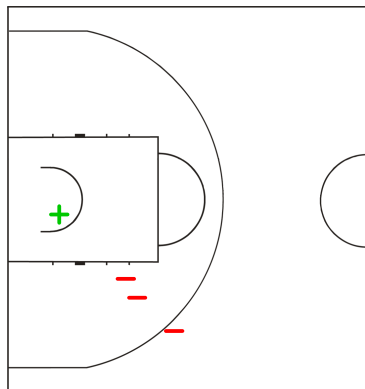
10 BAE Soo Yone



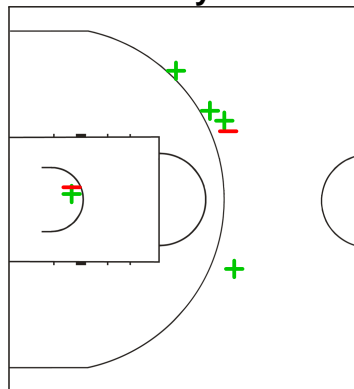
11 JEON Seong Hyen



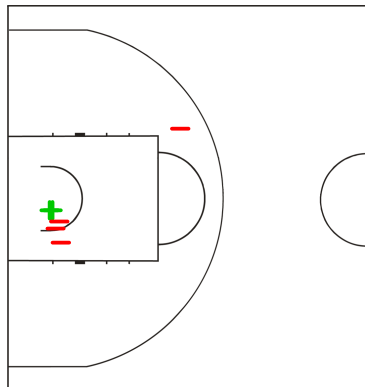
12 HAN Ho Bin



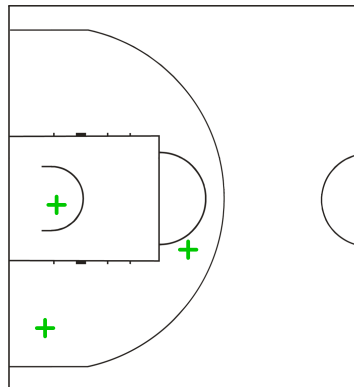
13 JEONG Hyo Geun



14 LEE Dae Heon



15 KIM Jun Yi



LEGEND

+ Shot Made

-

Shot Missed

Timing and Results provided by **TISSOT**



Game No: 14

Shot Chart
Схема бросков

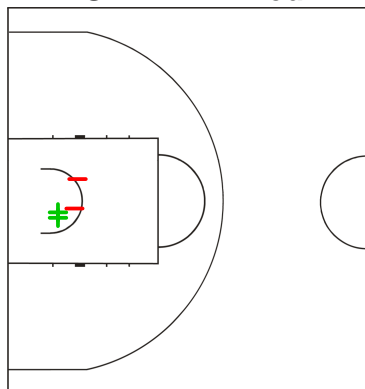
KOR 126 vs 77 OMA
(34 - 12, 20 - 15, 35 - 24, 37 - 26)

Scoring by 5 min intervals:

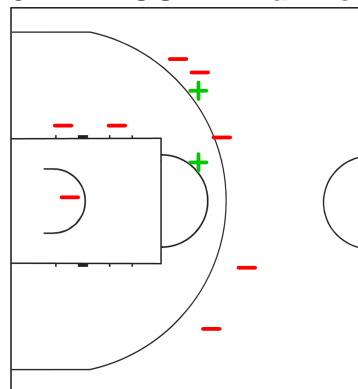
	Q1		Q2		Q3		Q4	
KOR	19	34	43	54	72	89	108	126
OMA	7	12	17	27	37	51	63	77

OMA - Oman

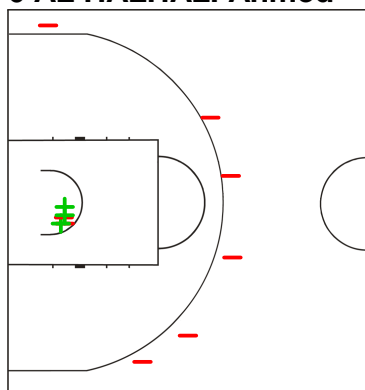
4 AL SIBANI Ahmed



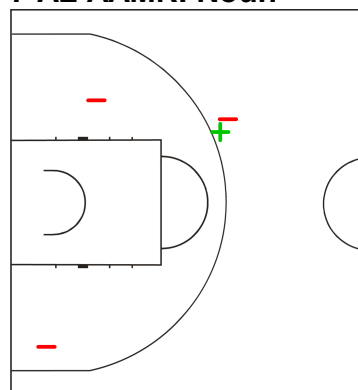
5 AMABOU ALI Mahmood



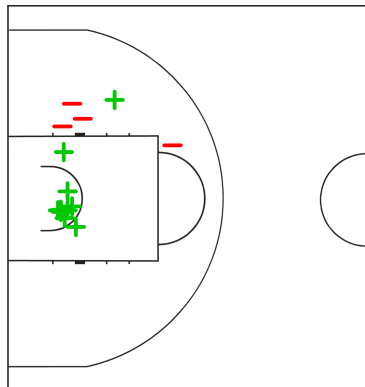
6 AL HALHALI Ahmed



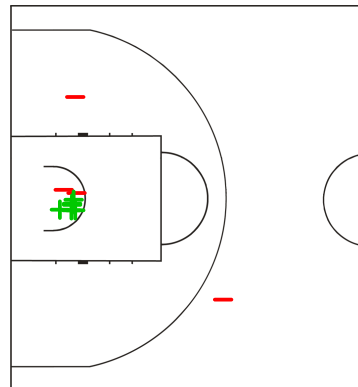
7 AL AAMRI Nouh



8 AL ASMI Mohamed



9 BANI ARABA Haitham



LEGEND

+ Shot Made

-

Shot Missed

Timing and Results provided by **TISSOT**



Game No: 14

Shot Chart
Схема бросков

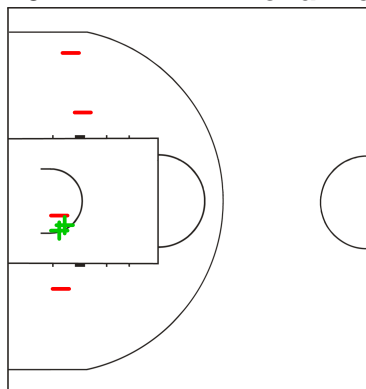
KOR 126 vs 77 OMA
(34 - 12, 20 - 15, 35 - 24, 37 - 26)

Scoring by 5 min intervals:

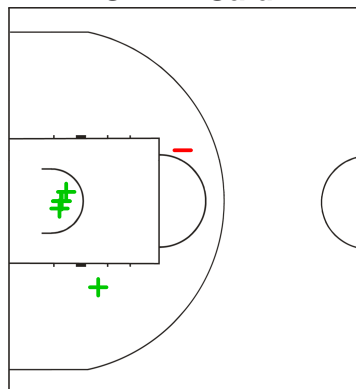
	Q1		Q2		Q3		Q4	
KOR	19	34	43	54	72	89	108	126
OMA	7	12	17	27	37	51	63	77

OMA - Oman

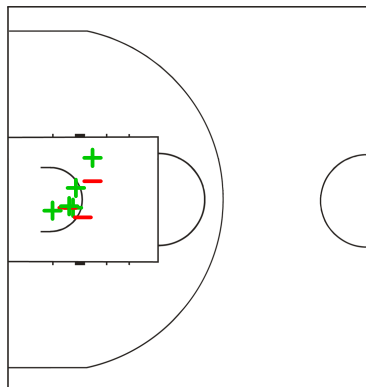
13 AL AMRANI Mohanned



14 AL SAADI Said



15 AL FARRAJI Hassan



LEGEND

+ Shot Made

- Shot Missed

Timing and Results provided by **TISSOT**



Game No: 14

Lineup Analysis

Анализ

KOR 126 vs 77 OMA

KOR

Lineup efficiency

4 Lee J	6 Heo U	9 LEE H	10 BAE S	14 LEE D	10:00
5 DOO K	7 PARK J	11 JEON S	12 HAN H	15 Kim JY	10:00
4 Lee J	6 Heo U	8 Kim J	13 JEONG H	14 LEE D	10:00
7 PARK J	8 Kim J	9 LEE H	11 JEON S	13 JEONG H	4:26
5 DOO K	8 Kim J	9 LEE H	10 BAE S	11 JEON S	2:56
8 Kim J	9 LEE H	10 BAE S	11 JEON S	12 HAN H	1:50
5 DOO K	8 Kim J	9 LEE H	11 JEON S	13 JEONG H	0:48

Score development

4 Lee J	6 Heo U	9 LEE H	10 BAE S	14 LEE D	10:00	+22
4 Lee J	6 Heo U	8 Kim J	13 JEONG H	14 LEE D	10:00	+11
7 PARK J	8 Kim J	9 LEE H	11 JEON S	13 JEONG H	4:26	+6
8 Kim J	9 LEE H	10 BAE S	11 JEON S	12 HAN H	1:50	+5
5 DOO K	7 PARK J	11 JEON S	12 HAN H	15 Kim JY	10:00	+5
5 DOO K	8 Kim J	9 LEE H	10 BAE S	11 JEON S	2:56	+1
5 DOO K	8 Kim J	9 LEE H	11 JEON S	13 JEONG H	0:48	-1



Game No: 14

Lineup Analysis

Анализ

OMA

Lineup efficiency


4	Al Sibani A	6	Al Halhali A	8	Al Asmi M	9	Bani Araba H	15	Al Farraji H	5:34
5	AMABOU ALI M	6	Al Halhali A	8	Al Asmi M	9	Bani Araba H	15	Al Farraji H	4:49
4	Al Sibani A	6	Al Halhali A	9	Bani Araba H	14	Al Saadi S	15	Al Farraji H	4:21
4	Al Sibani A	7	Al Aamri N	9	Bani Araba H	14	Al Saadi S	15	Al Farraji H	3:26
5	AMABOU ALI M	6	Al Halhali A	8	Al Asmi M	9	Bani Araba H	13	Al Amrani M	3:23
5	AMABOU ALI M	6	Al Halhali A	8	Al Asmi M	14	Al Saadi S	15	Al Farraji H	3:00
5	AMABOU ALI M	6	Al Halhali A	8	Al Asmi M	13	Al Amrani M	14	Al Saadi S	2:26
6	Al Halhali A	7	Al Aamri N	8	Al Asmi M	14	Al Saadi S	15	Al Farraji H	2:21
4	Al Sibani A	5	AMABOU ALI M	8	Al Asmi M	9	Bani Araba H	13	Al Amrani M	1:43
5	AMABOU ALI M	6	Al Halhali A	9	Bani Araba H	13	Al Amrani M	14	Al Saadi S	1:24
4	Al Sibani A	5	AMABOU ALI M	9	Bani Araba H	14	Al Saadi S	15	Al Farraji H	1:24
5	AMABOU ALI M	6	Al Halhali A	8	Al Asmi M	13	Al Amrani M	15	Al Farraji H	1:05
4	Al Sibani A	7	Al Aamri N	9	Bani Araba H	13	Al Amrani M	14	Al Saadi S	0:45
4	Al Sibani A	7	Al Aamri N	8	Al Asmi M	9	Bani Araba H	13	Al Amrani M	0:40
4	Al Sibani A	5	AMABOU ALI M	8	Al Asmi M	14	Al Saadi S	15	Al Farraji H	0:26
5	AMABOU ALI M	7	Al Aamri N	8	Al Asmi M	9	Bani Araba H	13	Al Amrani M	0:13

Score development

4	Al Sibani A	7	Al Aamri N	9	Bani Araba H	13	Al Amrani M	14	Al Saadi S	0:45	+2
4	Al Sibani A	7	Al Aamri N	8	Al Asmi M	9	Bani Araba H	13	Al Amrani M	0:40	0
5	AMABOU ALI M	6	Al Halhali A	9	Bani Araba H	13	Al Amrani M	14	Al Saadi S	1:24	0
4	Al Sibani A	5	AMABOU ALI M	8	Al Asmi M	9	Bani Araba H	13	Al Amrani M	1:43	-1
4	Al Sibani A	6	Al Halhali A	9	Bani Araba H	14	Al Saadi S	15	Al Farraji H	4:21	-1
5	AMABOU ALI M	7	Al Aamri N	8	Al Asmi M	9	Bani Araba H	13	Al Amrani M	0:13	-2
4	Al Sibani A	5	AMABOU ALI M	8	Al Asmi M	14	Al Saadi S	15	Al Farraji H	0:26	-2
5	AMABOU ALI M	6	Al Halhali A	8	Al Asmi M	13	Al Amrani M	15	Al Farraji H	1:05	-2
5	AMABOU ALI M	6	Al Halhali A	8	Al Asmi M	9	Bani Araba H	13	Al Amrani M	3:23	-2
4	Al Sibani A	6	Al Halhali A	8	Al Asmi M	9	Bani Araba H	15	Al Farraji H	5:34	-2
5	AMABOU ALI M	6	Al Halhali A	8	Al Asmi M	14	Al Saadi S	15	Al Farraji H	3:00	-3
4	Al Sibani A	7	Al Aamri N	9	Bani Araba H	14	Al Saadi S	15	Al Farraji H	3:26	-4
4	Al Sibani A	5	AMABOU ALI M	9	Bani Araba H	14	Al Saadi S	15	Al Farraji H	1:24	-5
5	AMABOU ALI M	6	Al Halhali A	8	Al Asmi M	13	Al Amrani M	14	Al Saadi S	2:26	-5
5	AMABOU ALI M	6	Al Halhali A	8	Al Asmi M	9	Bani Araba H	15	Al Farraji H	4:49	-8
6	Al Halhali A	7	Al Aamri N	8	Al Asmi M	14	Al Saadi S	15	Al Farraji H	2:21	-9

LEGEND

+ Shot Made - Shot Missed

Timing and Results provided by  TISSOT



Game No: 13

Start List

Стартовый список

GER vs UKR

Referee: MILLS Tim (AUS)

Umpire: KUCERA Stanislav (CZE) / IVANOVIC Ivana (SRB)

GER - Germany

No.	Name	Pos	Height m / ft in	Age	Current Games Statistics						
					PPG	FG%	3FG%	FT%	RPG	APG	MPG (GP)
4	CANTY Anthony	G	1.83/6'0"	22	6.0	22	0	100	1.0	3.0	23:41 (1)
5	JOENKE Till-Joscha	G	1.89/6'2"	21	2.0	33	0		5.0	0.0	18:36 (1)
6	KOCH Florian	F	1.97/6'6"	21	0.0				0.0	0.0	0:00 (0)
7	KLEIN Konstantin	G	1.87/6'2"	22	8.0	33	29		3.0	1.0	25:35 (1)
8	SCHMIDT Stefan	C	2.04/6'8"	24	9.0	67		33	6.0	1.0	17:52 (1)
9	MOENNINGHOFF Mathis	G	2.00/6'7"	21	11.0	27	18	50	2.0	2.0	33:41 (1)
10	KRAMER Dennis	F	2.08/6'10"	21	0.0				0.0	0.0	2:24 (1)
11	ZEIS Peter	F	1.97/6'6"	24	6.0	25	29		4.0	0.0	28:03 (1)
12	WENDT Ole	G	1.90/6'3"	20	2.0	8	0	0	9.0	1.0	31:22 (1)
13	WOHLFARTH-BOTTERMANN Jonas	C	2.07/6'9"	23	11.0	56		25	10.0	0.0	33:09 (1)
14	VOIGTMANN Johannes	C	2.08/6'10"	20	4.0	50			2.0	1.0	8:32 (1)
15	ZIEGENHAGEN Malte	G	1.93/6'4"	22	0.0	0	0		0.0	0.0	2:05 (1)
Team			1.97/6'6"	21.8	59.0	32	17	38	46.0	9.0	
Coach		STOLZ Olaf									
Assistant Coach		BAUER Robert									

GER Played		
PR	EST	59 - 65
PR	UKR	8 JUL
PR	OMA	9 JUL
PR	KOR	11 JUL
PR	RUS	12 JUL


UKR - Ukraine

No.	Name	Pos	Height m / ft in	Age	Current Games Statistics						
					PPG	FG%	3FG%	FT%	RPG	APG	MPG (GP)
4	SAINIEV Vasyl		1.77/5'10"	24	9.0	27	43		3.0	6.0	39:29 (1)
5	PAVLENKO Oleksii		1.88/6'2"	23	4.0	33		100	0.0	0.0	13:00 (1)
6	KYRYCHOK Andrii		1.93/6'4"	21	0.0				0.0	0.0	0:00 (0)
7	DOLENKO Oleksandr		1.90/6'3"	23	8.0	14	0	75	5.0	1.0	21:58 (1)
8	BOROVSKIY Rodion		2.02/6'8"	20	0.0				0.0	0.0	0:00 (0)
9	POLYULYAK Mykola		1.92/6'4"	22	16.0	46	33	25	10.0	3.0	38:27 (1)
10	MYKHAILOV Anton		1.97/6'6"	21	5.0	33		50	2.0	2.0	22:06 (1)
11	OLKHOVSKIY Roman		1.97/6'6"	22	0.0				0.0	0.0	0:00 (0)
12	MOTORCHUK Viacheslav		2.08/6'10"	21	5.0	50		25	7.0	2.0	18:04 (1)
13	POLIEZHAIIEV Ivan		2.04/6'8"	24	9.0	60	0	60	10.0	1.0	20:11 (1)
14	MARCHENKO Dmytro		2.02/6'8"	21	15.0	60		75	7.0	1.0	20:41 (1)
15	ROCHNIK Anton		2.04/6'8"	21	27.0	77	100	71	10.0	2.0	31:04 (1)
Team			1.96/6'5"	21.9	98.0	47	40	61	57.0	18.0	
Coach		KULIBABA Valentyn									
Assistant Coach		ARABADZHY Tymur									

UKR Played		
PR	KOR	98 - 100
PR	GER	8 JUL
PR	EST	9 JUL
PR	RUS	11 JUL
PR	OMA	12 JUL

LEGEND

(1) Point Guard	(2) Shooting Guard	(3) Small Forward	(4) Power Forward	(5) Centre
(C) Captain	3FG% 3 Points Field Goals %	APG Assists per Game	C Centre	F Forward
FG% Field Goals %	FT% Free Throws %	G Guard	GP Games Played	MPG Minutes Played per Game
Pos Playing Position	PPG Points per Game	PR Preliminary Round	RPG Rebounds per Game	

Timing and Results provided by  TISSOT



Game No: 13

Results
Результат

Match Duration: 1:48

GER 78 vs 58 UKR
(18:14, 17:17, 25:13, 18:14)

Referee: MILLS Tim (AUS)

Commissioner:

Umpire: KUCERA Stanislav (CZE) / IVANOVIC Ivana (SRB)

		Q1		Q2		Q3		Q4	
Scoring by 5 min intervals:	GER	7	18	26	35	46	60	69	78
	UKR	8	14	21	31	38	44	54	58

GER - Germany

No.	Name	MIN	Field Goals		2 Points		3 Points		Free Throws		Rebounds			AS	TO	ST	BS	PF	FD	PTS	
			M/A	%	M/A	%	M/A	%	M/A	%	OR	DR	TOT								
4	CANTY Anthony	21:28	5/10	50	4/8	50	1/2	50	7/7	100	0	1	1	1	0	3	0	1	3	18	
5	JOENKE Till-Joscha	21:46	1/9	11	1/9	11	0/0	0	1/2	50	4	4	8	1	1	0	0	1	2	3	
6	KOCH Florian	0:00	0/0	0	0/0	0	0/0	0	0/0	0	0	0	0	0	0	0	0	0	0	0	
*7	KLEIN Konstantin	26:01	4/6	67	4/5	80	0/1	0	2/2	100	2	5	7	3	1	2	0	4	2	10	
*8	SCHMIDT Stefan	26:42	3/9	33	3/9	33	0/0	0	6/8	75	1	4	5	0	1	3	1	2	5	12	
*9	MOENNINGHOFF Mathis	23:25	2/5	40	2/4	50	0/1	0	0/0	0	0	3	3	1	1	3	0	1	0	4	
10	KRAMER Dennis	3:12	0/1	0	0/0	0	0/1	0	0/0	0	0	1	1	0	0	0	0	1	0	0	
11	ZEIS Peter	17:31	2/6	33	2/3	67	0/3	0	2/3	67	0	0	0	0	2	1	0	3	2	6	
*12	WENDT Ole	22:40	2/5	40	2/5	40	0/0	0	1/2	50	0	2	2	2	4	1	0	3	4	5	
*13	WOHLFARTH-BOTTERMANN Jonas	24:20	7/10	70	7/10	70	0/0	0	2/3	67	3	4	7	2	2	1	2	4	5	16	
14	VOIGTMANN Johannes	8:15	0/1	0	0/1	0	0/0	0	2/4	50	3	5	8	2	0	0	2	1	2	2	
15	ZIEGENHAGEN Malte	4:40	1/1	100	1/1	100	0/0	0	0/0	0	0	1	1	0	1	0	0	0	0	2	
Team / Coach																					
Totals		27/63	43	26/55	47	1/8	13	23/31	74	13	31	44	12	14	14	5	21	25	78		
Coach		STOLZ Olaf																			
Assistant Coach		BAUER Robert																			

UKR - Ukraine

No.	Name	MIN	Field Goals		2 Points		3 Points		Free Throws		Rebounds			AS	TO	ST	BS	PF	FD	PTS	
			M/A	%	M/A	%	M/A	%	M/A	%	OR	DR	TOT								
*4	SAINIIEV Vasyl	32:32	3/7	43	0/1	0	3/6	50	0/0	0	0	4	4	1	3	1	0	3	2	9	
*5	PAVLENKO Olexsii	17:56	1/3	33	1/2	50	0/1	0	0/2	0	0	1	1	1	1	0	0	2	3	2	
6	KYRYCHOK Andrii	5:37	0/3	0	0/2	0	0/1	0	0/0	0	0	1	1	0	0	0	0	0	0	0	
7	DOLENKO Olexsandr	15:04	1/4	25	1/2	50	0/2	0	2/2	100	0	2	2	0	0	1	0	1	2	4	
8	BOROVSKYI Rodion	10:27	2/3	67	0/0	0	2/3	67	0/0	0	0	0	0	0	0	0	0	1	1	6	
*9	POLYULYAK Mykola	25:36	1/6	17	1/4	25	0/2	0	0/0	0	1	2	3	2	1	0	0	2	1	2	
10	MYKHAILOV Anton	11:21	1/2	50	1/2	50	0/0	0	0/0	0	1	0	1	0	0	0	0	2	0	2	
11	OLKHOVSKYI Roman	5:17	1/3	33	1/3	33	0/0	0	0/0	0	1	2	3	0	0	0	0	0	0	2	
12	MOTORCHUK Viacheslav	9:04	1/2	50	1/2	50	0/0	0	0/2	0	1	2	3	2	3	0	0	3	2	2	
*13	POLIEZHAIEV Ivan	21:35	2/6	33	2/6	33	0/0	0	2/3	67	2	5	7	2	4	0	2	4	3	6	
14	MARCHENKO Dmytro	16:03	1/6	17	1/6	17	0/0	0	1/2	50	2	2	4	0	8	2	1	4	2	3	
*15	ROCHNIAK Anton	29:28	8/15	53	5/11	45	3/4	75	1/4	25	1	2	3	1	1	0	0	3	5	20	
Team / Coach																					
Totals		22/60	37	14/41	34	8/19	42	6/15	40	11	29	40	9	21	4	3	25	21	58		
Coach		KULIBABA Valentyn																			
Assistant Coach		ARABADZHY Tymur																			

	GER	UKR
Points from Turnovers	26	14
Points in the Paint	38	18
Second Chance Points	15	6
Fast Break Points	10	5

	GER	UKR
Biggest Lead	20	5
Biggest Scoring Run	11-0 (50-38)	7-0 (18-19)
Lead Changes	7	
Times Tied	1	

LEGEND			
%	Shooting Percentage	(C)	Captain
BS	Blocked Shots	DR	Defensive Rebounds
OR	Offensive Rebounds	OTx	Overtime
S	Suspended	ST	Steals
(I)	Injured	FD	Fouls Drawn
PF	Fouls	PTS	Points
TO	Turnovers	TOT	Total Rebounds
*	Starters	AS	Assists
M/A	Made / Attempts	MIN	Minutes Played
Qx	Quarter Time		

Timing and Results provided by TISSOT



Game No: 13

Shot Chart
Схема бросков

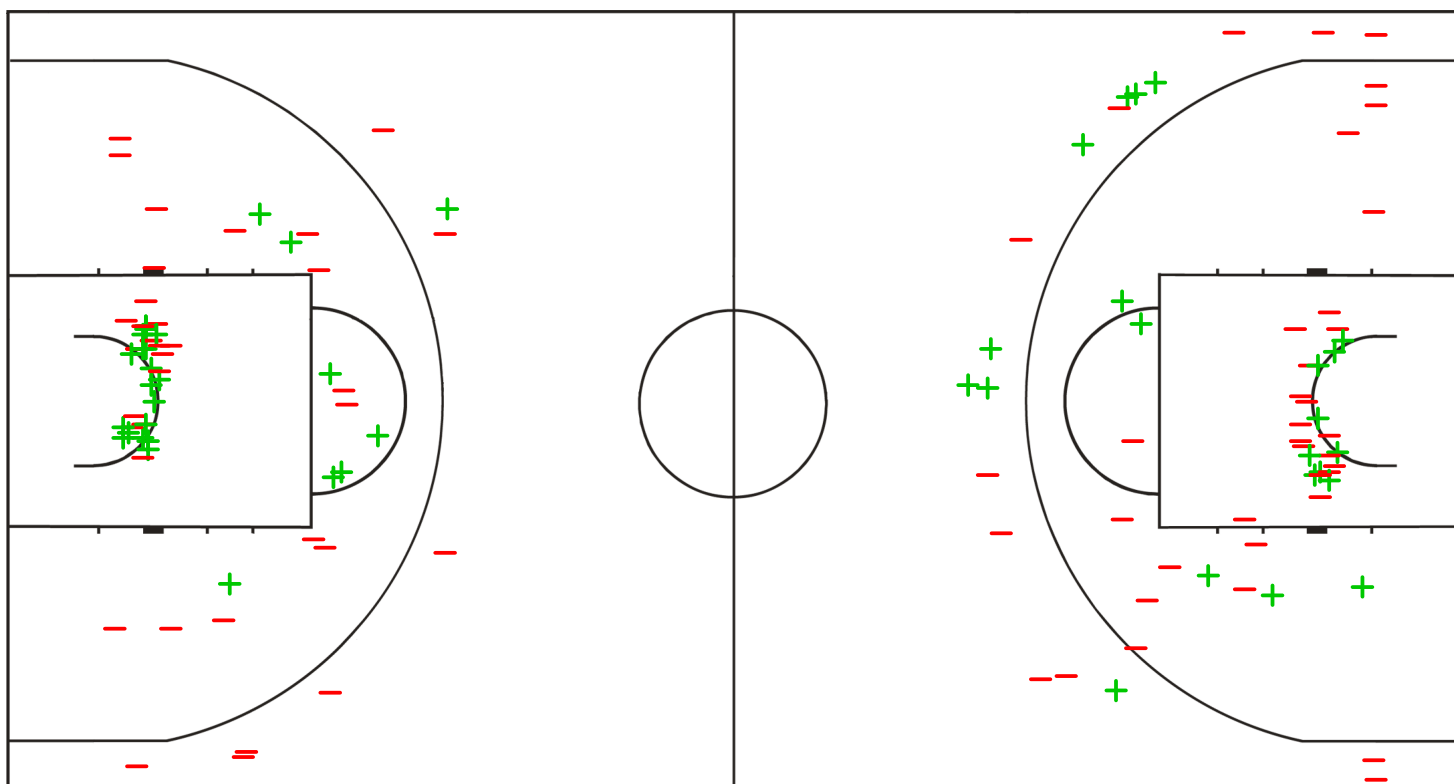
GER 78 vs 58 UKR
(18 - 14, 17 - 17, 25 - 13, 18 - 14)

Scoring by 5 min intervals:

	Q1		Q2		Q3		Q4	
GER	7	18	26	35	46	60	69	78
UKR	8	14	21	31	38	44	54	58

GER - Germany

UKR - Ukraine



LEGEND

+ Shot Made

- Shot Missed

Timing and Results provided by **TISSOT**



Game No: 13

Shot Chart
Схема бросков

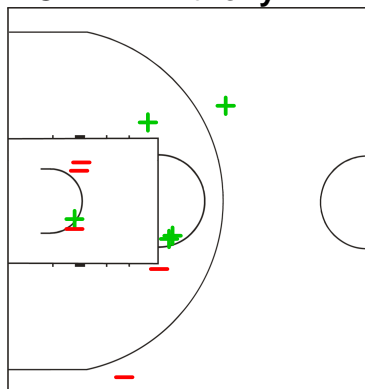
GER 78 vs 58 UKR
(18 - 14, 17 - 17, 25 - 13, 18 - 14)

Scoring by 5 min intervals:

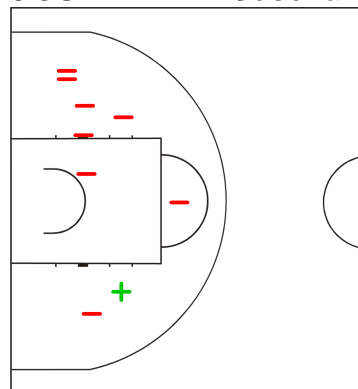
	Q1		Q2		Q3		Q4	
GER	7	18	26	35	46	60	69	78
UKR	8	14	21	31	38	44	54	58

GER - Germany

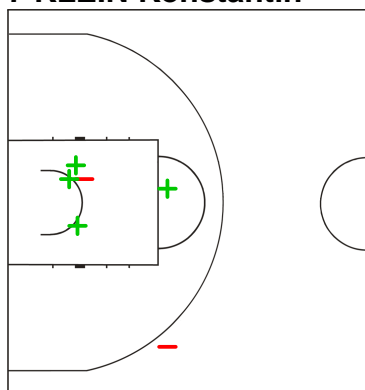
4 CANTY Anthony



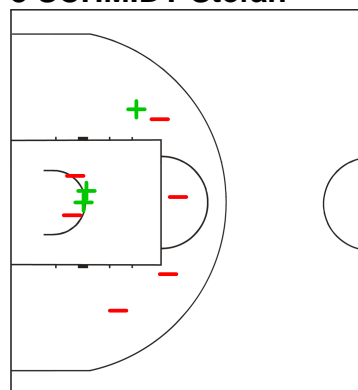
5 JOENKE Till-Joscha



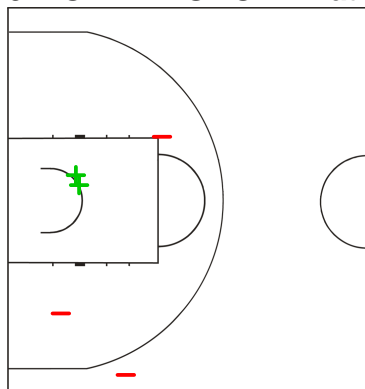
7 KLEIN Konstantin



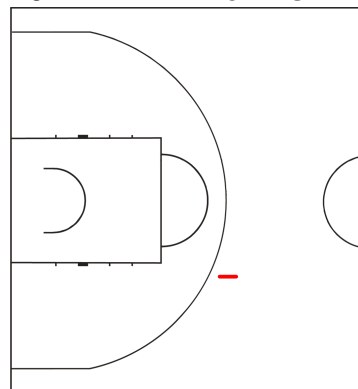
8 SCHMIDT Stefan



9 MOENNINGHOFF Mathis



10 KRAMER Dennis



LEGEND

+ Shot Made

-

Shot Missed

Timing and Results provided by TISSOT



Game No: 13

Shot Chart
Схема бросков

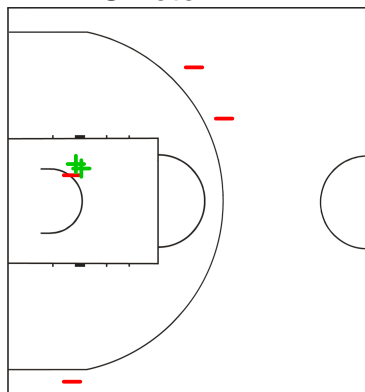
GER 78 vs 58 UKR
(18 - 14, 17 - 17, 25 - 13, 18 - 14)

Scoring by 5 min intervals:

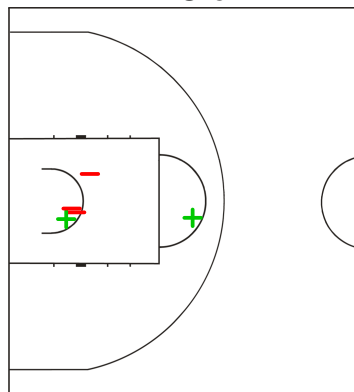
	Q1		Q2		Q3		Q4	
GER	7	18	26	35	46	60	69	78
UKR	8	14	21	31	38	44	54	58

GER - Germany

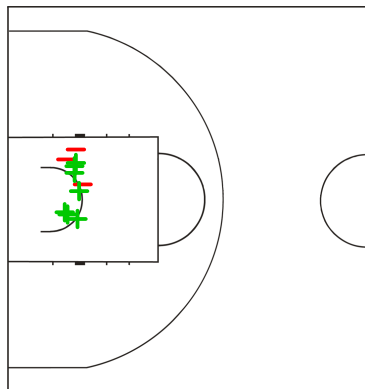
11 ZEIS Peter



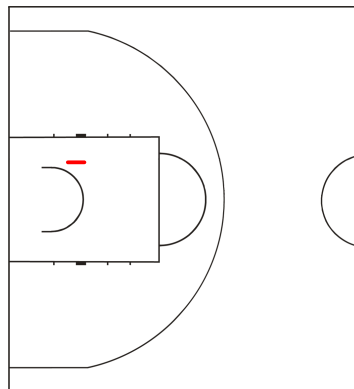
12 WENDT Ole



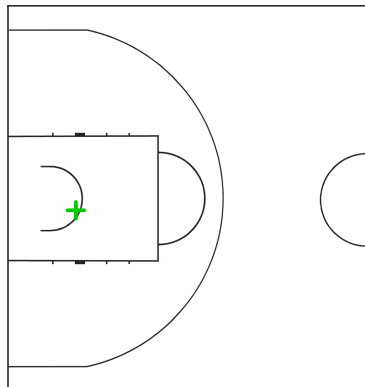
13 WOHLFARTH-BOTTERMANN Jonas



14 VOIGTMANN Johannes



15 ZIEGENHAGEN Malte



LEGEND

+ Shot Made

-

Shot Missed

Timing and Results provided by TISSOT



Game No: 13

Shot Chart
Схема бросков

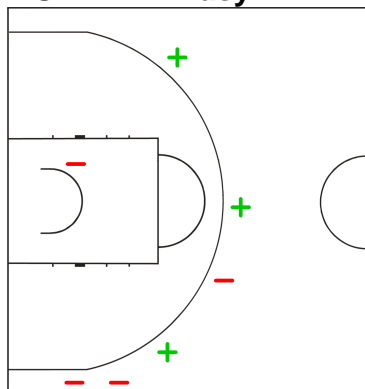
GER 78 vs 58 UKR
(18 - 14, 17 - 17, 25 - 13, 18 - 14)

Scoring by 5 min intervals:

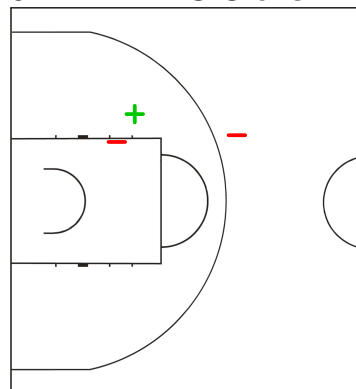
	Q1		Q2		Q3		Q4	
GER	7	18	26	35	46	60	69	78
UKR	8	14	21	31	38	44	54	58

UKR - Ukraine

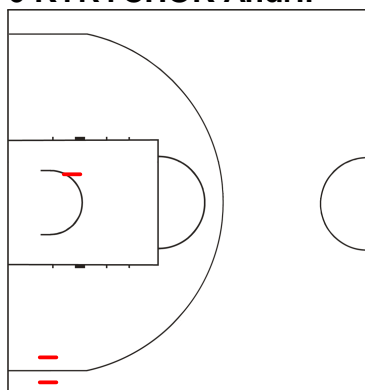
4 SAINIIEV VasyI



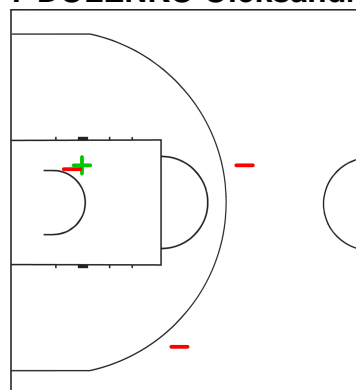
5 PAVLENKO Oleksii



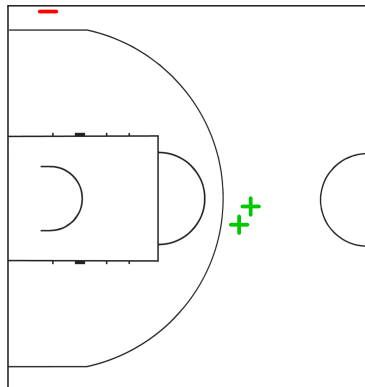
6 KYRYCHOK Andrii



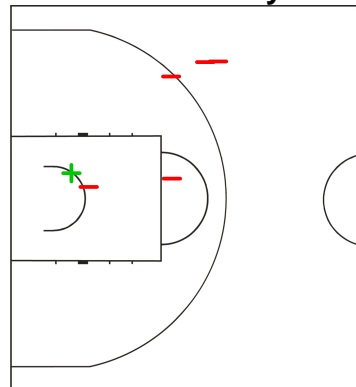
7 DOLENKO Oleksandr



8 BOROVSkyI Rodion



9 POLYULYAK Mykola



LEGEND

+ Shot Made

-

Shot Missed

Timing and Results provided by TISSOT



Game No: 13

Shot Chart
Схема бросков

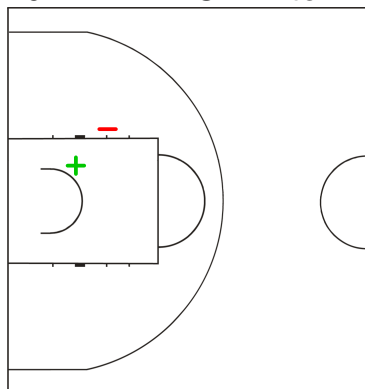
GER 78 vs 58 UKR
(18 - 14, 17 - 17, 25 - 13, 18 - 14)

Scoring by 5 min intervals:

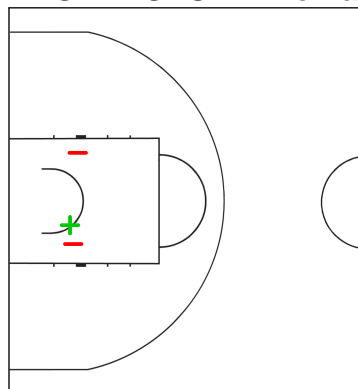
	Q1		Q2		Q3		Q4	
GER	7	18	26	35	46	60	69	78
UKR	8	14	21	31	38	44	54	58

UKR - Ukraine

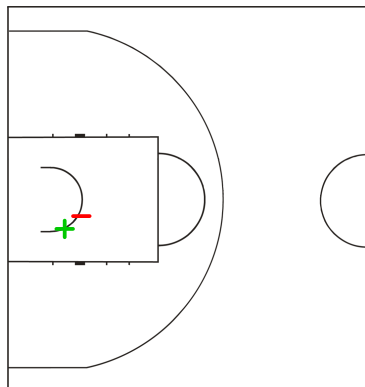
10 MYKHAILOV Anton



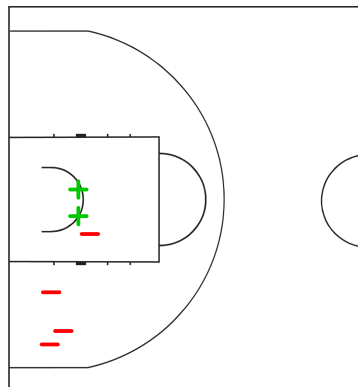
11 OLKHOVSKYI Roman



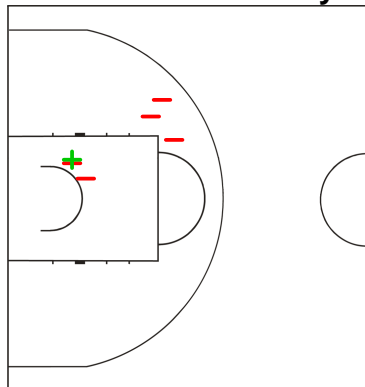
12 MOTORCHUK Viacheslav



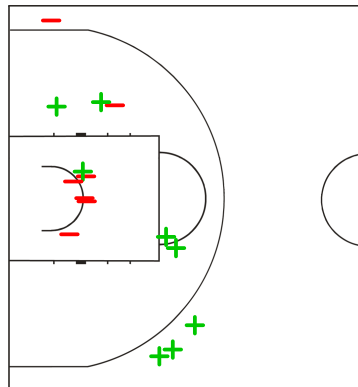
13 POLIEZHAIEV Ivan



14 MARCHENKO Dmytro



15 ROCHNIAK Anton



LEGEND

+ Shot Made

-

Shot Missed

Timing and Results provided by TISSOT



Game No: 13

Lineup Analysis

Анализ

GER 78 vs 58 UKR

GER

Lineup efficiency

7	KLEIN K	8	Schmidt S	9	Moeninghoff M	12	Wendt O	13	WOHLFARTH-BOTTERMA	12:23
4	CANTY A	5	Joenke T	8	Schmidt S	13	WOHLFARTH-BOTTERMA	15	ZIEGENHAGEN M	3:25
4	CANTY A	5	Joenke T	7	KLEIN K	11	ZEIS P	14	Voigtmann J	3:04
4	CANTY A	5	Joenke T	11	ZEIS P	12	Wendt O	14	Voigtmann J	2:43
5	Joenke T	7	KLEIN K	9	Moeninghoff M	11	ZEIS P	13	WOHLFARTH-BOTTERMA	2:39
4	CANTY A	7	KLEIN K	8	Schmidt S	9	Moeninghoff M	11	ZEIS P	2:38
4	CANTY A	9	Moeninghoff M	11	ZEIS P	12	Wendt O	13	WOHLFARTH-BOTTERMA	1:48
4	CANTY A	5	Joenke T	10	KRAMER D	12	Wendt O	13	WOHLFARTH-BOTTERMA	1:40
4	CANTY A	5	Joenke T	7	KLEIN K	8	Schmidt S	14	Voigtmann J	1:30
4	CANTY A	5	Joenke T	8	Schmidt S	10	KRAMER D	12	Wendt O	1:13
4	CANTY A	5	Joenke T	8	Schmidt S	9	Moeninghoff M	13	WOHLFARTH-BOTTERMA	1:06
4	CANTY A	5	Joenke T	7	KLEIN K	8	Schmidt S	11	ZEIS P	1:06
5	Joenke T	11	ZEIS P	12	Wendt O	14	Voigtmann J	15	ZIEGENHAGEN M	0:58
5	Joenke T	7	KLEIN K	8	Schmidt S	9	Moeninghoff M	13	WOHLFARTH-BOTTERMA	0:53
5	Joenke T	7	KLEIN K	8	Schmidt S	9	Moeninghoff M	11	ZEIS P	0:50
7	KLEIN K	8	Schmidt S	9	Moeninghoff M	11	ZEIS P	12	Wendt O	0:49
4	CANTY A	5	Joenke T	8	Schmidt S	11	ZEIS P	12	Wendt O	0:30
4	CANTY A	8	Schmidt S	9	Moeninghoff M	10	KRAMER D	12	Wendt O	0:19
4	CANTY A	11	ZEIS P	12	Wendt O	13	WOHLFARTH-BOTTERMA	15	ZIEGENHAGEN M	0:17
4	CANTY A	5	Joenke T	7	KLEIN K	11	ZEIS P	13	WOHLFARTH-BOTTERMA	0:09

Score development

4	CANTY A	5	Joenke T	7	KLEIN K	11	ZEIS P	14	Voigtmann J	3:04	+7
4	CANTY A	5	Joenke T	8	Schmidt S	9	Moeninghoff M	13	WOHLFARTH-BOTTERMA	1:06	+4
4	CANTY A	9	Moeninghoff M	11	ZEIS P	12	Wendt O	13	WOHLFARTH-BOTTERMA	1:48	+4
4	CANTY A	5	Joenke T	10	KRAMER D	12	Wendt O	13	WOHLFARTH-BOTTERMA	1:40	+3
5	Joenke T	7	KLEIN K	9	Moeninghoff M	11	ZEIS P	13	WOHLFARTH-BOTTERMA	2:39	+3
4	CANTY A	5	Joenke T	8	Schmidt S	13	WOHLFARTH-BOTTERMA	15	ZIEGENHAGEN M	3:25	+3
4	CANTY A	5	Joenke T	7	KLEIN K	11	ZEIS P	13	WOHLFARTH-BOTTERMA	0:09	+2
4	CANTY A	5	Joenke T	8	Schmidt S	11	ZEIS P	12	Wendt O	0:30	+2
7	KLEIN K	8	Schmidt S	9	Moeninghoff M	11	ZEIS P	12	Wendt O	0:49	+2
5	Joenke T	7	KLEIN K	8	Schmidt S	9	Moeninghoff M	13	WOHLFARTH-BOTTERMA	0:53	+2
5	Joenke T	11	ZEIS P	12	Wendt O	14	Voigtmann J	15	ZIEGENHAGEN M	0:58	+2
4	CANTY A	5	Joenke T	11	ZEIS P	12	Wendt O	14	Voigtmann J	2:43	+1
4	CANTY A	11	ZEIS P	12	Wendt O	13	WOHLFARTH-BOTTERMA	15	ZIEGENHAGEN M	0:17	0
4	CANTY A	5	Joenke T	8	Schmidt S	10	KRAMER D	12	Wendt O	1:13	0
4	CANTY A	5	Joenke T	7	KLEIN K	8	Schmidt S	14	Voigtmann J	1:30	-1
4	CANTY A	8	Schmidt S	9	Moeninghoff M	10	KRAMER D	12	Wendt O	0:19	-2
5	Joenke T	7	KLEIN K	8	Schmidt S	9	Moeninghoff M	11	ZEIS P	0:50	-2
4	CANTY A	5	Joenke T	7	KLEIN K	8	Schmidt S	11	ZEIS P	1:06	-2
4	CANTY A	7	KLEIN K	8	Schmidt S	9	Moeninghoff M	11	ZEIS P	2:38	-3
7	KLEIN K	8	Schmidt S	9	Moeninghoff M	12	Wendt O	13	WOHLFARTH-BOTTERMA	12:23	-4



Game No: 13

Lineup Analysis

Анализ

UKR

Lineup efficiency

4	Sainiiev V	6	Kyrychok A	9	Polyulyak M	13	Poliezhaiiev I	15	Rochniak A	3:39
4	Sainiiev V	5	PAVLENKO O	9	Polyulyak M	13	Poliezhaiiev I	15	Rochniak A	3:20
4	Sainiiev V	7	Dolenko O	9	Polyulyak M	12	Motorchuk V	15	Rochniak A	2:41
7	Dolenko O	8	Borovskyi R	9	Polyulyak M	12	Motorchuk V	14	Marchenko D	2:39
4	Sainiiev V	8	Borovskyi R	9	Polyulyak M	13	Poliezhaiiev I	15	Rochniak A	2:29
5	PAVLENKO O	9	Polyulyak M	10	Mykhailov A	11	Olkhovskiyi R	14	Marchenko D	2:29
4	Sainiiev V	5	PAVLENKO O	7	Dolenko O	14	Marchenko D	15	Rochniak A	2:15
4	Sainiiev V	5	PAVLENKO O	10	Mykhailov A	14	Marchenko D	15	Rochniak A	2:01
4	Sainiiev V	9	Polyulyak M	10	Mykhailov A	13	Poliezhaiiev I	15	Rochniak A	1:51
4	Sainiiev V	7	Dolenko O	8	Borovskyi R	13	Poliezhaiiev I	15	Rochniak A	1:45
4	Sainiiev V	5	PAVLENKO O	10	Mykhailov A	11	Olkhovskiyi R	12	Motorchuk V	1:42
4	Sainiiev V	7	Dolenko O	13	Poliezhaiiev I	14	Marchenko D	15	Rochniak A	1:40
4	Sainiiev V	5	PAVLENKO O	9	Polyulyak M	10	Mykhailov A	13	Poliezhaiiev I	1:19
4	Sainiiev V	5	PAVLENKO O	8	Borovskyi R	13	Poliezhaiiev I	15	Rochniak A	1:19
7	Dolenko O	8	Borovskyi R	9	Polyulyak M	13	Poliezhaiiev I	15	Rochniak A	1:07
4	Sainiiev V	7	Dolenko O	10	Mykhailov A	14	Marchenko D	15	Rochniak A	1:06
4	Sainiiev V	5	PAVLENKO O	11	Olkhovskiyi R	12	Motorchuk V	15	Rochniak A	1:06
4	Sainiiev V	5	PAVLENKO O	9	Polyulyak M	13	Poliezhaiiev I	14	Marchenko D	0:55
4	Sainiiev V	9	Polyulyak M	10	Mykhailov A	14	Marchenko D	15	Rochniak A	0:53
6	Kyrychok A	7	Dolenko O	9	Polyulyak M	13	Poliezhaiiev I	15	Rochniak A	0:46
4	Sainiiev V	7	Dolenko O	9	Polyulyak M	12	Motorchuk V	14	Marchenko D	0:38
4	Sainiiev V	5	PAVLENKO O	6	Kyrychok A	14	Marchenko D	15	Rochniak A	0:37
4	Sainiiev V	5	PAVLENKO O	6	Kyrychok A	13	Poliezhaiiev I	15	Rochniak A	0:35
7	Dolenko O	8	Borovskyi R	9	Polyulyak M	13	Poliezhaiiev I	14	Marchenko D	0:27
4	Sainiiev V	8	Borovskyi R	9	Polyulyak M	13	Poliezhaiiev I	14	Marchenko D	0:23
4	Sainiiev V	5	PAVLENKO O	8	Borovskyi R	12	Motorchuk V	15	Rochniak A	0:18

Score development

7	Dolenko O	8	Borovskyi R	9	Polyulyak M	12	Motorchuk V	14	Marchenko D	2:39	+3
4	Sainiiev V	5	PAVLENKO O	9	Polyulyak M	13	Poliezhaiiev I	15	Rochniak A	3:20	+3
7	Dolenko O	8	Borovskyi R	9	Polyulyak M	13	Poliezhaiiev I	14	Marchenko D	0:27	+2
4	Sainiiev V	7	Dolenko O	9	Polyulyak M	12	Motorchuk V	14	Marchenko D	0:38	+2
4	Sainiiev V	5	PAVLENKO O	11	Olkhovskiyi R	12	Motorchuk V	15	Rochniak A	1:06	+2
4	Sainiiev V	7	Dolenko O	13	Poliezhaiiev I	14	Marchenko D	15	Rochniak A	1:40	+2
4	Sainiiev V	8	Borovskyi R	9	Polyulyak M	13	Poliezhaiiev I	15	Rochniak A	2:29	+2
4	Sainiiev V	7	Dolenko O	9	Polyulyak M	12	Motorchuk V	15	Rochniak A	2:41	+2
4	Sainiiev V	9	Polyulyak M	10	Mykhailov A	13	Poliezhaiiev I	15	Rochniak A	1:51	+1
4	Sainiiev V	5	PAVLENKO O	8	Borovskyi R	12	Motorchuk V	15	Rochniak A	0:18	0
4	Sainiiev V	8	Borovskyi R	9	Polyulyak M	13	Poliezhaiiev I	14	Marchenko D	0:23	0
4	Sainiiev V	5	PAVLENKO O	6	Kyrychok A	13	Poliezhaiiev I	15	Rochniak A	0:35	0
6	Kyrychok A	7	Dolenko O	9	Polyulyak M	13	Poliezhaiiev I	15	Rochniak A	0:46	0
4	Sainiiev V	6	Kyrychok A	9	Polyulyak M	13	Poliezhaiiev I	15	Rochniak A	3:39	0
4	Sainiiev V	9	Polyulyak M	10	Mykhailov A	14	Marchenko D	15	Rochniak A	0:53	-2
7	Dolenko O	8	Borovskyi R	9	Polyulyak M	13	Poliezhaiiev I	15	Rochniak A	1:07	-2
4	Sainiiev V	5	PAVLENKO O	8	Borovskyi R	13	Poliezhaiiev I	15	Rochniak A	1:19	-2
5	PAVLENKO O	9	Polyulyak M	10	Mykhailov A	11	Olkhovskiyi R	14	Marchenko D	2:29	-2
4	Sainiiev V	5	PAVLENKO O	9	Polyulyak M	13	Poliezhaiiev I	14	Marchenko D	0:55	-3
4	Sainiiev V	5	PAVLENKO O	10	Mykhailov A	11	Olkhovskiyi R	12	Motorchuk V	1:42	-3
4	Sainiiev V	5	PAVLENKO O	10	Mykhailov A	14	Marchenko D	15	Rochniak A	2:01	-3
4	Sainiiev V	5	PAVLENKO O	7	Dolenko O	14	Marchenko D	15	Rochniak A	2:15	-3
4	Sainiiev V	5	PAVLENKO O	6	Kyrychok A	14	Marchenko D	15	Rochniak A	0:37	-4
4	Sainiiev V	7	Dolenko O	10	Mykhailov A	14	Marchenko D	15	Rochniak A	1:06	-4
4	Sainiiev V	5	PAVLENKO O	9	Polyulyak M	10	Mykhailov A	13	Poliezhaiiev I	1:19	-4
4	Sainiiev V	7	Dolenko O	8	Borovskyi R	13	Poliezhaiiev I	15	Rochniak A	1:45	-5

LEGEND

+ Shot Made - Shot Missed



Game No: 15

Start List

Стартовый список

RUS vs EST

Referee: CALDWELL Toni le Anne (AUS)

Umpire: CROSS Gina (USA) / ALBLOUSHI Hussain (UAE)

RUS - Russian Fed.

No.	Name	Pos	Height m / ft in	Age	Current Games Statistics						
					PPG	FG%	3FG%	FT%	RPG	APG	MPG (GP)
4	GRIGORYEV Maxim	G	1.95/6'5"	23	8.0	38	33		2.0	3.0	14:52 (1)
5	ZARYAZHKO Victor	G	1.94/6'4"	20	9.0	60	50	50	4.0	5.0	15:45 (1)
6	ANTIPOV Pavel	F	2.02/6'8"	21	9.0	60	33	100	2.0	0.0	14:02 (1)
7	KARASEV Sergey	F	2.03/6'8"	19	31.0	76	50	100	3.0	3.0	18:49 (1)
8	IVLEV Vladimir	F	2.07/6'9"	23	6.0	67		100	5.0	0.0	12:33 (1)
9	KULAGIN Dmitrii	G	1.99/6'6"	21	16.0	50	50	63	6.0	6.0	20:26 (1)
10	VIKHROV Artem	G	1.95/6'5"	20	10.0	80	0	67	0.0	4.0	19:41 (1)
11	ANTONOV Semen	F	2.02/6'8"	23	9.0	50		50	1.0	3.0	15:37 (1)
12	ZUBKOV Andrey	F	2.05/6'9"	22	7.0	60	33		6.0	1.0	16:33 (1)
13	KHVOSTOV Dmitriy	G	1.90/6'3"	23	5.0	50	50		2.0	4.0	18:13 (1)
14	VALIEV Evgeny	F	2.05/6'9"	23	3.0	33		50	4.0	1.0	17:06 (1)
15	BALASHOV Nikita	F	2.07/6'9"	22	4.0	17	0	100	11.0	1.0	16:23 (1)
Team			2.00/6'7"	21.7	117.0	56	38	71	51.0	31.0	
Coach		KARASEV Vasily									
Assistant Coach		VASILYEV Alexey									

RUS Played		
PR	OMA	117 - 24
PR	EST	8 JUL
PR	KOR	9 JUL
PR	UKR	11 JUL
PR	GER	12 JUL


EST - Estonia

No.	Name	Pos	Height m / ft in	Age	Current Games Statistics						
					PPG	FG%	3FG%	FT%	RPG	APG	MPG (GP)
4	RAUDLA Siim	G	1.90/6'3"	23	0.0	0	0		9.0	3.0	37:58 (1)
6	PUIDET Jaan	G	1.93/6'4"	21	7.0	14	0	83	8.0	2.0	38:38 (1)
8	HAMARSALU Taavi	C	2.01/6'7"	24	0.0				0.0	0.0	0:00 (0)
9	KEEDUS Erik	F	2.02/6'8"	23	3.0	9	0	50	6.0	3.0	36:49 (1)
10	KERES Kristjan	F	1.97/6'6"	23	12.0	50	80		5.0	2.0	36:22 (1)
11	ULP Priidik	G	1.91/6'3"	21	0.0				0.0	0.0	0:00 (0)
12	RAADIK Toomas	C	2.03/6'8"	22	36.0	76	67	100	2.0	3.0	38:38 (1)
13	SAARMETS Madis	C	2.04/6'8"	23	7.0	27	0	25	6.0	1.0	25:10 (1)
14	LIIVAMAGI Kevin	C	2.00/6'7"	20	0.0				0.0	0.0	0:00 (0)
15	VOOLAID Kristjan	F	2.00/6'7"	21	0.0	0	0		4.0	0.0	11:25 (1)
Team			1.98/6'6"	22.1	65.0	37	33	75	48.0	14.0	
Coach		LILL Heino									
Assistant Coach		TAMMARU Margus									

EST Played		
PR	GER	65 - 59
PR	RUS	8 JUL
PR	UKR	9 JUL
PR	OMA	11 JUL
PR	KOR	12 JUL

LEGEND

(1)	Point Guard	(2)	Shooting Guard	(3)	Small Forward	(4)	Power Forward	(5)	Centre
(C)	Captain	3FG%	3 Points Field Goals %	APG	Assists per Game	C	Centre	F	Forward
FG%	Field Goals %	FT%	Free Throws %	G	Guard	GP	Games Played	MPG	Minutes Played per Game
Pos	Playing Position	PPG	Points per Game	PR	Preliminary Round	RPG	Rebounds per Game		

Timing and Results provided by  TISSOT



Game No: 15

Results
Результаты

Attendance: 1000

Match Duration: 1:22

RUS 106 vs 43 EST
(24:10, 25:13, 26:4, 31:16)

Referee: CALDWELL Toni le Anne (AUS)

Commissioner:

Umpire: CROSS Gina (USA) / ALBLOUSHI Hussain (UAE)

Scoring by 5 min intervals:	RUS	Q1		Q2		Q3		Q4	
		13	24	35	49	66	75	87	106
	EST	4	10	17	23	25	27	33	43

RUS - Russian Fed.

No.	Name	MIN	Field Goals		2 Points		3 Points		Free Throws		Rebounds			AS	TO	ST	BS	PF	FD	PTS
			M/A	%	M/A	%	M/A	%	M/A	%	OR	DR	TOT							
4	GRIGORYEV Maxim	17:16	7/12	58	1/3	33	6/9	67	0/0	0	1	5	6	3	1	2	0	1	2	20
*5	ZARYAZHKO Victor	16:26	2/5	40	2/4	50	0/1	0	0/0	0	2	1	3	3	1	1	0	0	0	4
6	ANTIPOV Pavel	18:59	5/7	71	3/3	100	2/4	50	2/2	100	2	1	3	3	1	1	0	0	1	14
*7	KARASEV Sergey	19:55	9/15	60	4/8	50	5/7	71	2/2	100	1	4	5	2	0	1	0	1	1	25
8	IVLEV Vladimir	10:00	2/4	50	2/3	67	0/1	0	1/1	100	2	3	5	0	0	0	0	1	1	5
9	KULAGIN Dmitrii	19:50	5/8	63	3/5	60	2/3	67	0/0	0	0	3	3	3	0	1	0	1	0	12
10	VIKHROV Artem	17:28	0/4	0	0/1	0	0/3	0	0/0	0	4	3	7	3	0	0	1	0	0	0
11	ANTONOV Semen	18:13	3/9	33	2/4	50	1/5	20	0/0	0	3	3	6	1	1	0	0	2	2	7
*12	ZUBKOV Andrey	15:54	0/5	0	0/3	0	0/2	0	2/2	100	1	5	6	2	0	0	0	1	1	2
*13	KHVOSTOV Dmitriy	20:11	1/2	50	1/1	100	0/1	0	0/0	0	0	3	3	3	1	2	0	0	1	2
14	VALIEV Evgeny	12:04	0/3	0	0/2	0	0/1	0	3/4	75	2	0	2	0	0	0	0	2	2	3
*15	BALASHOV Nikita	13:44	5/7	71	5/7	71	0/0	0	2/2	100	3	0	3	1	0	1	1	1	4	12
Team / Coach											1	2	3							
Totals			39/81	48	23/44	52	16/37	43	12/13	92	22	33	55	24	5	9	2	10	15	106
Coach		KARASEV Vasily																		
Assistant Coach		VASILYEV Alexey																		


EST - Estonia

No.	Name	MIN	Field Goals		2 Points		3 Points		Free Throws		Rebounds			AS	TO	ST	BS	PF	FD	PTS
			M/A	%	M/A	%	M/A	%	M/A	%	OR	DR	TOT							
4	RAUDLA Siim	18:26	0/0	0	0/0	0	0/0	0	0/0	0	0	2	2	1	1	2	0	3	0	0
*6	PUIDET Jaan	18:06	2/3	67	1/1	100	1/2	50	4/4	100	0	1	1	0	1	0	0	0	3	9
8	HAMARSALU Taavi	6:45	0/1	0	0/1	0	0/0	0	0/0	0	0	0	0	1	0	0	0	1	0	0
*9	KEEDUS Erik	20:19	1/4	25	1/2	50	0/2	0	0/0	0	1	5	6	1	6	0	0	2	1	2
*10	KERES Kristjan	27:44	4/12	33	3/5	60	1/7	14	0/0	0	0	0	0	0	1	1	0	2	1	9
11	ULP Priidik	23:04	3/7	43	1/2	50	2/5	40	0/0	0	1	0	1	0	0	0	0	0	0	8
*12	RAADIK Toomas	15:28	2/5	40	2/5	40	0/0	0	0/0	0	1	1	2	0	0	0	0	2	0	4
*13	SAARMETS Madis	28:12	1/7	14	1/5	20	0/2	0	0/0	0	0	4	4	2	3	0	0	2	2	2
14	LIIVAMAGI Kevin	22:38	1/5	20	1/3	33	0/2	0	1/1	100	1	1	2	0	3	0	1	2	1	3
15	VOOLAID Kristjan	19:18	3/11	27	3/6	50	0/5	0	0/1	0	1	2	3	0	1	0	1	1	2	6
Team / Coach											0	1	1		1					
Totals			17/55	31	13/30	43	4/25	16	5/6	83	5	17	22	5	17	3	2	15	10	43
Coach		LILL Heino																		
Assistant Coach		TAMMARU Margus																		

	RUS	EST
Points from Turnovers	25	2
Points in the Paint	44	22
Second Chance Points	18	2
Fast Break Points	11	2

	RUS	EST
Biggest Lead	66	0
Biggest Scoring Run	14-0 (45-17)	4-0 (81-31)
Lead Changes		0
Times Tied		1

LEGEND			
%	Shooting Percentage	(C)	Captain
BS	Blocked Shots	DR	Defensive Rebounds
OR	Offensive Rebounds	OTx	Overtime
S	Suspended	ST	Steals
(I)	Injured	FD	Fouls Drawn
PF	Fouls	PTS	Points
TO	Turnovers	TOT	Total Rebounds
*	Starters	AS	Assists
M/A	Made / Attempts	MIN	Minutes Played
Qx	Quarter Time		

Timing and Results provided by  TISSOT



Game No: 15

Shot Chart

Схема бросков

RUS 106 vs 43 EST

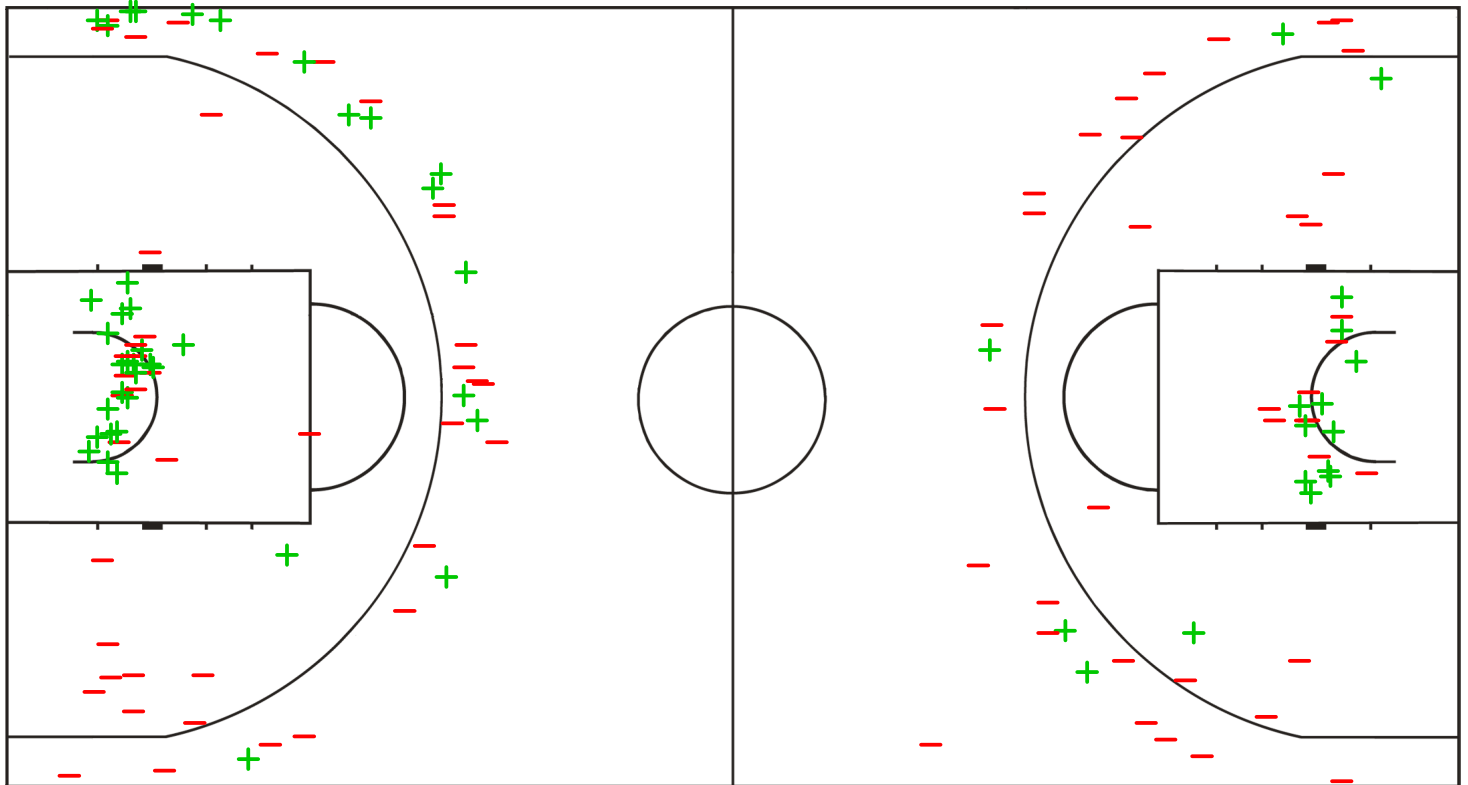
(24 - 10, 25 - 13, 26 - 4, 31 - 16)

Scoring by 5 min intervals:

	Q1		Q2		Q3		Q4	
RUS	13	24	35	49	66	75	87	106
EST	4	10	17	23	25	27	33	43

RUS - Russian Fed.

EST - Estonia



LEGEND

+ Shot Made

- Shot Missed

Timing and Results provided by **TISSOT**



Game No: 15

Shot Chart
Схема бросков

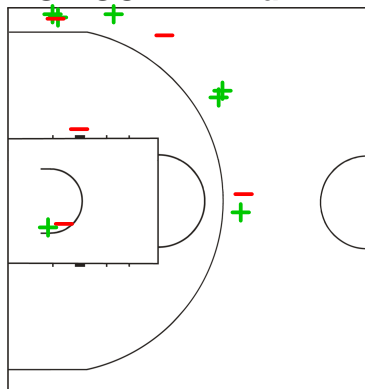
RUS 106 vs 43 EST
(24 - 10, 25 - 13, 26 - 4, 31 - 16)

Scoring by 5 min intervals:

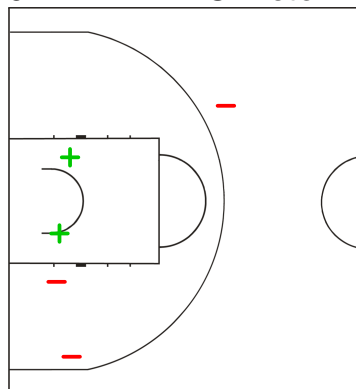
	Q1		Q2		Q3		Q4	
RUS	13	24	35	49	66	75	87	106
EST	4	10	17	23	25	27	33	43

RUS - Russian Fed.

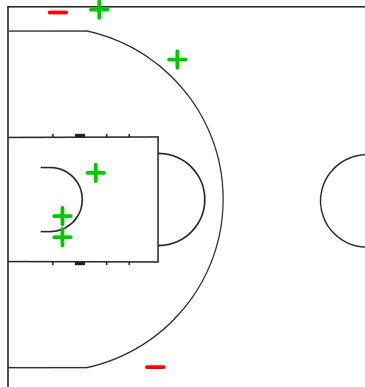
4 GRIGORYEV Maxim



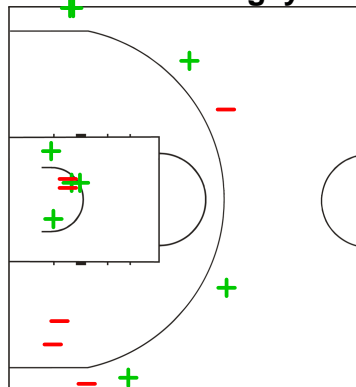
5 ZARYAZHKO Victor



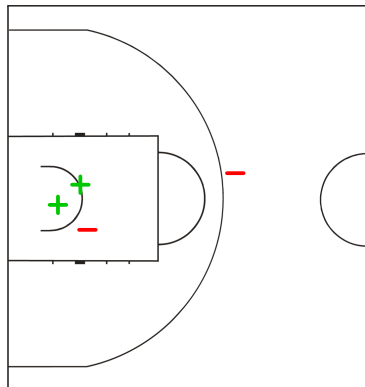
6 ANTIPOV Pavel



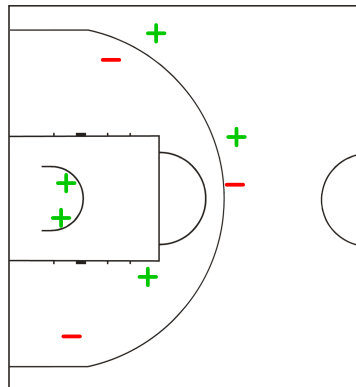
7 KARASEV Sergey



8 IVLEV Vladimir



9 KULAGIN Dmitrii



LEGEND

+ Shot Made

-

Shot Missed

Timing and Results provided by TISSOT



Game No: 15

Shot Chart
Схема бросков

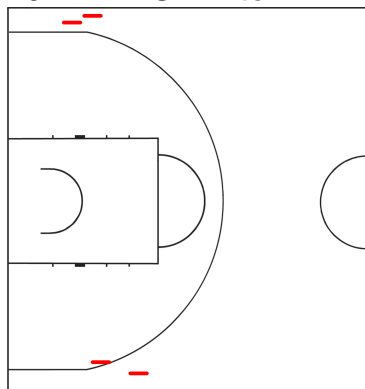
RUS 106 vs 43 EST
(24 - 10, 25 - 13, 26 - 4, 31 - 16)

Scoring by 5 min intervals:

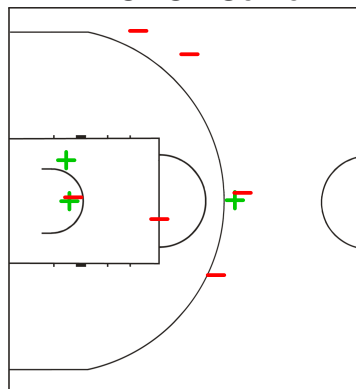
	Q1		Q2		Q3		Q4	
RUS	13	24	35	49	66	75	87	106
EST	4	10	17	23	25	27	33	43

RUS - Russian Fed.

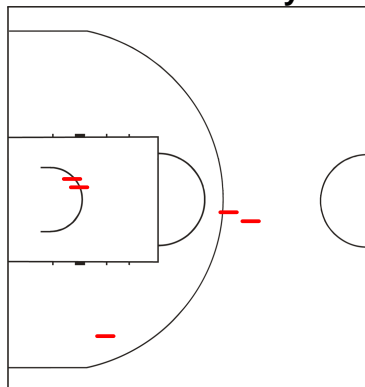
10 VIKHROV Artem



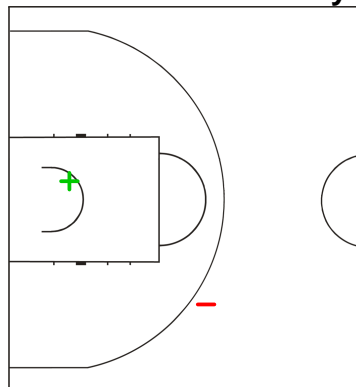
11 ANTONOV Semen



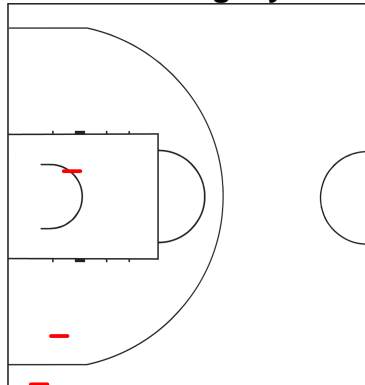
12 ZUBKOV Andrey



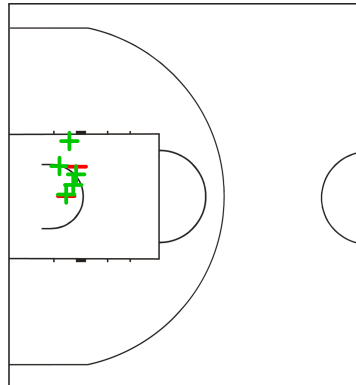
13 KHVOSTOV Dmitriy



14 VALIEV Evgeny



15 BALASHOV Nikita



LEGEND

+ Shot Made

-

Shot Missed



Game No: 15

Shot Chart
Схема бросков

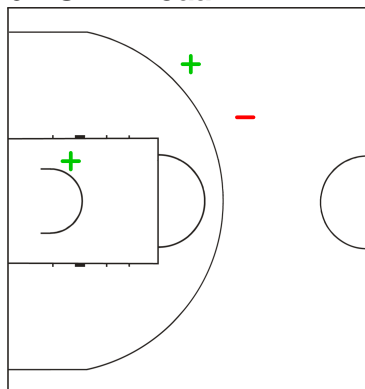
RUS 106 vs 43 EST
(24 - 10, 25 - 13, 26 - 4, 31 - 16)

Scoring by 5 min intervals:

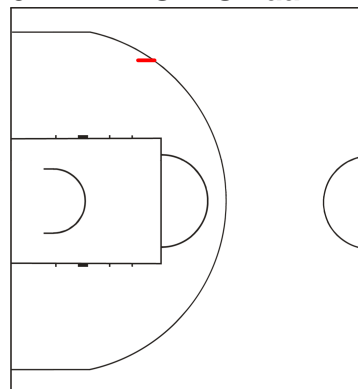
	Q1		Q2		Q3		Q4	
RUS	13	24	35	49	66	75	87	106
EST	4	10	17	23	25	27	33	43

EST - Estonia

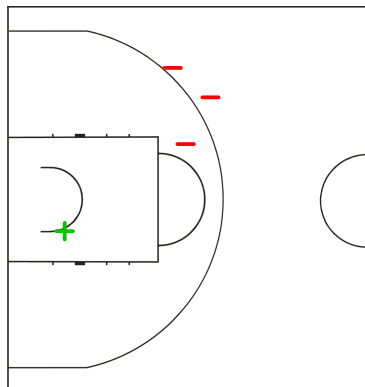
6 PUIDET Jaan



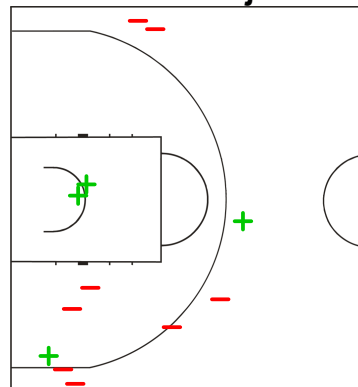
8 HAMARSALU Taavi



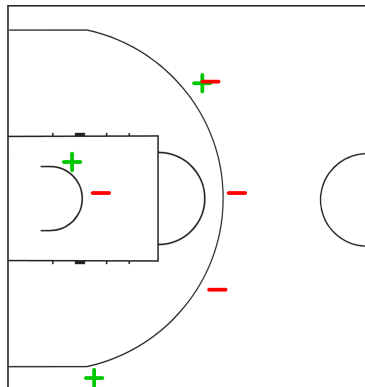
9 KEEDUS Erik



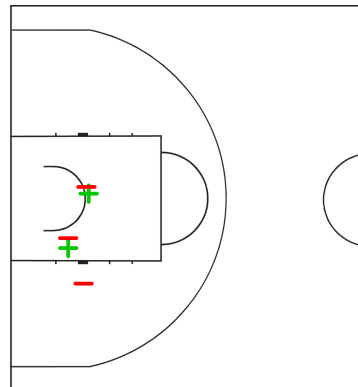
10 KERES Kristjan



11 ULP Priidik



12 RAADIK Toomas



LEGEND

+ Shot Made

-

Shot Missed

Timing and Results provided by **TISSOT**



Game No: 15

Shot Chart

Схема бросков

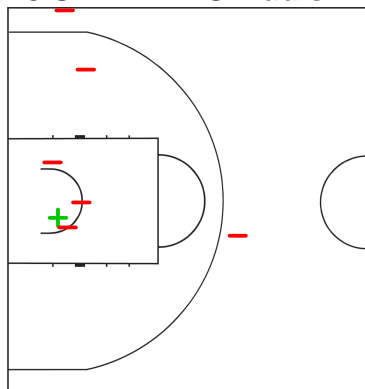
RUS 106 vs 43 EST

(24 - 10, 25 - 13, 26 - 4, 31 - 16)

Scoring by 5 min intervals:

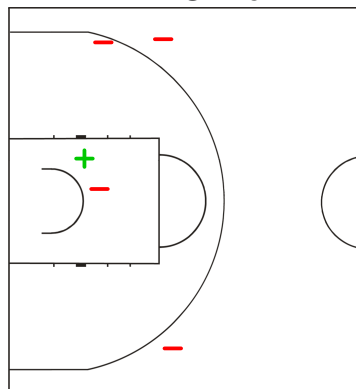
	Q1		Q2		Q3		Q4	
RUS	13	24	35	49	66	75	87	106
EST	4	10	17	23	25	27	33	43

13 SAARMETS Madis

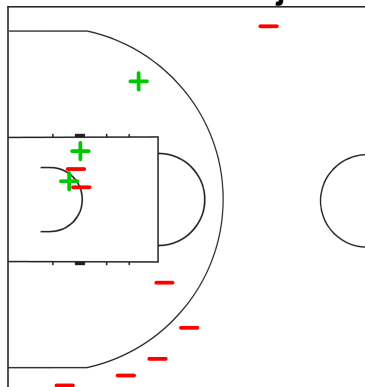


EST - Estonia

14 LIIVAMAGI Kevin



15 VOOLAID Kristjan



LEGEND

+ Shot Made

- Shot Missed

Timing and Results provided by **TISSOT**



Game No: 15

Lineup Analysis

Анализ

RUS 106 vs 43 EST

RUS

Lineup efficiency

4	Grigoryev M	6	Antipov P	8	Ivlev V	9	Kulagin D	14	Valiev E	5:24
4	Grigoryev M	6	Antipov P	9	Kulagin D	10	Vikhrov A	11	Antonov S	5:17
5	Zaryazhko V	7	Karasev S	11	Antonov S	12	Zubkov A	13	Khvostov D	5:12
5	Zaryazhko V	7	Karasev S	12	Zubkov A	13	Khvostov D	15	Balashov N	5:00
5	Zaryazhko V	6	Antipov P	8	Ivlev V	9	Kulagin D	14	Valiev E	3:15
6	Antipov P	7	Karasev S	10	Vikhrov A	11	Antonov S	13	Khvostov D	2:37
5	Zaryazhko V	9	Kulagin D	10	Vikhrov A	12	Zubkov A	15	Balashov N	2:28
4	Grigoryev M	6	Antipov P	7	Karasev S	11	Antonov S	13	Khvostov D	2:11
4	Grigoryev M	9	Kulagin D	10	Vikhrov A	14	Valiev E	15	Balashov N	2:04
7	Karasev S	10	Vikhrov A	12	Zubkov A	13	Khvostov D	15	Balashov N	1:59
7	Karasev S	10	Vikhrov A	11	Antonov S	13	Khvostov D	15	Balashov N	1:57
4	Grigoryev M	8	Ivlev V	9	Kulagin D	10	Vikhrov A	14	Valiev E	1:06
4	Grigoryev M	7	Karasev S	11	Antonov S	12	Zubkov A	13	Khvostov D	0:59
5	Zaryazhko V	9	Kulagin D	12	Zubkov A	13	Khvostov D	15	Balashov N	0:16
4	Grigoryev M	5	Zaryazhko V	6	Antipov P	8	Ivlev V	14	Valiev E	0:15

Score development

5	Zaryazhko V	7	Karasev S	11	Antonov S	12	Zubkov A	13	Khvostov D	5:12	+15
4	Grigoryev M	6	Antipov P	8	Ivlev V	9	Kulagin D	14	Valiev E	5:24	+10
5	Zaryazhko V	7	Karasev S	12	Zubkov A	13	Khvostov D	15	Balashov N	5:00	+9
4	Grigoryev M	6	Antipov P	9	Kulagin D	10	Vikhrov A	11	Antonov S	5:17	+8
6	Antipov P	7	Karasev S	10	Vikhrov A	11	Antonov S	13	Khvostov D	2:37	+6
4	Grigoryev M	9	Kulagin D	10	Vikhrov A	14	Valiev E	15	Balashov N	2:04	+5
4	Grigoryev M	5	Zaryazhko V	6	Antipov P	8	Ivlev V	14	Valiev E	0:15	+2
4	Grigoryev M	8	Ivlev V	9	Kulagin D	10	Vikhrov A	14	Valiev E	1:06	+2
7	Karasev S	10	Vikhrov A	11	Antonov S	13	Khvostov D	15	Balashov N	1:57	+2
7	Karasev S	10	Vikhrov A	12	Zubkov A	13	Khvostov D	15	Balashov N	1:59	+2
5	Zaryazhko V	9	Kulagin D	10	Vikhrov A	12	Zubkov A	15	Balashov N	2:28	+2
4	Grigoryev M	6	Antipov P	7	Karasev S	11	Antonov S	13	Khvostov D	2:11	+1
5	Zaryazhko V	6	Antipov P	8	Ivlev V	9	Kulagin D	14	Valiev E	3:15	+1
5	Zaryazhko V	9	Kulagin D	12	Zubkov A	13	Khvostov D	15	Balashov N	0:16	0
4	Grigoryev M	7	Karasev S	11	Antonov S	12	Zubkov A	13	Khvostov D	0:59	-2



Game No: 15

Lineup Analysis

Анализ

EST

Lineup efficiency


6	Puidet J	9	Keedus E	10	Keres K	12	Raadik T	13	Saarmets M	9:30
4	Raudla S	10	Keres K	11	Ulp P	14	Liivamagi K	15	Voolaid K	5:03
4	Raudla S	10	Keres K	11	Ulp P	13	Saarmets M	14	Liivamagi K	4:57
9	Keedus E	10	Keres K	11	Ulp P	13	Saarmets M	14	Liivamagi K	3:06
8	Hamarsalu T	9	Keedus E	10	Keres K	11	Ulp P	14	Liivamagi K	2:34
6	Puidet J	11	Ulp P	13	Saarmets M	14	Liivamagi K	15	Voolaid K	2:28
4	Raudla S	9	Keedus E	12	Raadik T	13	Saarmets M	15	Voolaid K	2:11
4	Raudla S	11	Ulp P	13	Saarmets M	14	Liivamagi K	15	Voolaid K	2:04
9	Keedus E	10	Keres K	11	Ulp P	13	Saarmets M	15	Voolaid K	1:54
4	Raudla S	6	Puidet J	8	Hamarsalu T	12	Raadik T	15	Voolaid K	1:50
4	Raudla S	6	Puidet J	8	Hamarsalu T	14	Liivamagi K	15	Voolaid K	1:46
6	Puidet J	9	Keedus E	12	Raadik T	13	Saarmets M	15	Voolaid K	0:59
6	Puidet J	11	Ulp P	12	Raadik T	13	Saarmets M	15	Voolaid K	0:58
4	Raudla S	6	Puidet J	8	Hamarsalu T	10	Keres K	14	Liivamagi K	0:35
9	Keedus E	10	Keres K	13	Saarmets M	14	Liivamagi K	15	Voolaid K	0:05

Score development

4	Raudla S	6	Puidet J	8	Hamarsalu T	10	Keres K	14	Liivamagi K	0:35	+1
6	Puidet J	9	Keedus E	12	Raadik T	13	Saarmets M	15	Voolaid K	0:59	0
4	Raudla S	6	Puidet J	8	Hamarsalu T	14	Liivamagi K	15	Voolaid K	1:46	-1
9	Keedus E	10	Keres K	11	Ulp P	13	Saarmets M	15	Voolaid K	1:54	0
4	Raudla S	9	Keedus E	12	Raadik T	13	Saarmets M	15	Voolaid K	2:11	-1
9	Keedus E	10	Keres K	13	Saarmets M	14	Liivamagi K	15	Voolaid K	0:05	-2
6	Puidet J	11	Ulp P	13	Saarmets M	14	Liivamagi K	15	Voolaid K	2:28	-2
6	Puidet J	11	Ulp P	12	Raadik T	13	Saarmets M	15	Voolaid K	0:58	-3
8	Hamarsalu T	9	Keedus E	10	Keres K	11	Ulp P	14	Liivamagi K	2:34	-4
4	Raudla S	11	Ulp P	13	Saarmets M	14	Liivamagi K	15	Voolaid K	2:04	-5
4	Raudla S	6	Puidet J	8	Hamarsalu T	12	Raadik T	15	Voolaid K	1:50	-6
9	Keedus E	10	Keres K	11	Ulp P	13	Saarmets M	14	Liivamagi K	3:06	-6
4	Raudla S	10	Keres K	11	Ulp P	13	Saarmets M	14	Liivamagi K	4:57	-7
4	Raudla S	10	Keres K	11	Ulp P	14	Liivamagi K	15	Voolaid K	5:03	-8
6	Puidet J	9	Keedus E	10	Keres K	12	Raadik T	13	Saarmets M	9:30	-19

LEGEND

+ Shot Made - Shot Missed

Timing and Results provided by  **TISSOT**



Game No: 25

Start List

Стартовый список

GER vs OMA

Referee: PAULIK Robert (CZE)

Umpire: MATSUMOTO Kihamu (JPN) / HILKE Henri (FIN)

GER - Germany

No.	Name	Pos	Height m / ft in	Age	Current Games Statistics						
					PPG	FG%	3FG%	FT%	RPG	APG	MPG (GP)
4	CANTY Anthony	G	1.83/6'0"	22	12.0	37	14	100	1.0	2.0	22:34 (2)
5	JOENKE Till-Joscha	G	1.89/6'2"	21	2.5	17	0	50	6.5	0.5	20:11 (2)
6	KOCH Florian	F	1.97/6'6"	21	0.0				0.0	0.0	0:00 (0)
7	KLEIN Konstantin	G	1.87/6'2"	22	9.0	47	25	100	5.0	2.0	25:48 (2)
8	SCHMIDT Stefan	C	2.04/6'8"	24	10.5	47		64	5.5	0.5	22:17 (2)
9	MOENNINGHOFF Mathis	G	2.00/6'7"	21	7.5	30	17	50	2.5	1.5	28:33 (2)
10	KRAMER Dennis	F	2.08/6'10"	21	0.0	0	0		0.5	0.0	2:48 (2)
11	ZEIS Peter	F	1.97/6'6"	24	6.0	29	20	67	2.0	0.0	22:47 (2)
12	WENDT Ole	G	1.90/6'3"	20	3.5	18	0	25	5.5	1.5	27:01 (2)
13	WOHLFARTH-BOTTERMANN Jonas	C	2.07/6'9"	23	13.5	63		43	8.5	1.0	28:44 (2)
14	VOIGTMANN Johannes	C	2.08/6'10"	20	3.0	40		50	5.0	1.5	8:23 (2)
15	ZIEGENHAGEN Malte	G	1.93/6'4"	22	1.0	50	0		0.5	0.0	3:22 (2)
Team			1.97/6'6"	21.8	68.5	37	16	64	45.0	10.5	
Coach		STOLZ Olaf									
Assistant Coach		BAUER Robert									

GER Played		
PR	EST	59 - 65
PR	UKR	78 - 58
PR	OMA	9 JUL
PR	KOR	11 JUL
PR	RUS	12 JUL


OMA - Oman

No.	Name	Pos	Height m / ft in	Age	Current Games Statistics						
					PPG	FG%	3FG%	FT%	RPG	APG	MPG (GP)
4	AL SIBANI Ahmed		1.75/5'9"	21	2.0	29			1.5	0.5	19:56 (2)
5	AMABOU ALI Mahmood		1.84/6'0"	23	3.0	12	9	33	1.0	0.5	19:34 (2)
6	AL HALHALI Ahmed		1.88/6'2"	20	6.5	33	11	0	3.0	2.0	28:23 (2)
7	AL AAMRI Nough		1.75/5'9"	21	1.5	10	14		1.0	0.5	13:53 (2)
8	AL ASMI Mohamed		1.86/6'1"	21	10.0	45	0	0	4.0	0.0	23:23 (2)
9	BANI ARABA Haitham		1.86/6'1"	19	9.0	62	0	100	3.0	0.5	20:33 (2)
11	AL YARABI Ashraf		1.87/6'2"	24	0.0	0			4.0	0.0	20:51 (1)
12	AL JAMOUDI Faisal		1.95/6'5"	22	3.0	33	33		0.0	0.0	20:14 (1)
13	AL AMRANI Mohammed		1.99/6'6"	19	3.0	43		0	2.0	0.0	9:16 (2)
14	AL SAADI Said		1.91/6'3"	19	9.0	75			3.0	0.5	19:17 (2)
15	AL FARRAJI Hassan		1.93/6'4"	24	5.0	63			6.5	1.0	25:10 (2)
Team			1.87/6'2"	21.2	50.5	39	12	38	29.5	5.5	
Coach		FILIP LUETIC Neven									
Assistant Coach		AL BUSAIDI Ghassan Mahasin									

OMA Played		
PR	RUS	24 - 117
PR	KOR	77 - 126
PR	GER	9 JUL
PR	EST	11 JUL
PR	UKR	12 JUL

LEGEND

(1)	Point Guard	(2)	Shooting Guard	(3)	Small Forward	(4)	Power Forward	(5)	Centre
(C)	Captain	3FG%	3 Points Field Goals %	APG	Assists per Game	C	Centre	F	Forward
FG%	Field Goals %	FT%	Free Throws %	G	Guard	GP	Games Played	MPG	Minutes Played per Game
Pos	Playing Position	PPG	Points per Game	PR	Preliminary Round	RPG	Rebounds per Game		

Timing and Results provided by  TISSOT



Game No: 25

Results
Результаты

Attendance: 600

Match Duration: 1:35

GER 123 vs 32 OMA

(34:7, 23:11, 42:7, 24:7)

Referee: PAULIK Robert (CZE)

Commissioner:

Umpire: MATSUMOTO Kihamu (JPN) / HILKE Henri (FIN)

Scoring by 5 min intervals:	GER	Q1		Q2		Q3		Q4	
		20	34	44	57	81	99	112	123
	OMA	0	7	14	18	22	25	32	32

GER - Germany

No.	Name	MIN	Field Goals		2 Points		3 Points		Free Throws		Rebounds			AS	TO	ST	BS	PF	FD	PTS
			M/A	%	M/A	%	M/A	%	M/A	%	OR	DR	TOT							
4	CANTY Anthony	16:53	1/6	17	1/2	50	0/4	0	5/6	83	0	1	1	1	0	2	0	0	5	7
5	JOENKE Till-Joscha	17:58	4/7	57	4/7	57	0/0	0	2/3	67	2	0	2	1	2	3	0	0	4	10
6	KOCH Florian	13:03	2/3	67	2/2	100	0/1	0	0/0	0	1	5	6	0	0	0	0	0	0	4
*7	KLEIN Konstantin	9:10	3/5	60	2/4	50	1/1	100	1/1	100	0	1	1	2	0	1	0	1	1	8
*8	SCHMIDT Stefan	14:09	3/5	60	3/5	60	0/0	0	3/3	100	1	4	5	3	0	0	1	0	3	9
*9	MOENNINGHOFF Mathis	17:52	4/7	57	1/3	33	3/4	75	7/7	100	1	0	1	1	1	2	0	1	4	18
10	KRAMER Dennis	24:53	8/15	53	8/12	67	0/3	0	0/0	0	5	4	9	3	1	0	2	0	0	16
11	ZEIS Peter	16:09	1/3	33	0/0	0	1/3	33	2/2	100	2	3	5	1	0	0	0	0	1	5
*12	WENDT Ole	17:55	5/9	56	3/5	60	2/4	50	0/0	0	2	1	3	3	0	2	0	0	0	12
*13	WOHLFARTH-BOTTERMANN Jonas	15:58	8/11	73	8/11	73	0/0	0	3/5	60	3	3	6	1	0	0	2	1	3	19
14	VOIGTMANN Johannes	20:30	5/8	63	5/8	63	0/0	0	3/5	60	7	3	10	3	2	2	2	0	3	13
15	ZIEGENHAGEN Maite	12:45	1/6	17	1/3	33	0/3	0	0/0	0	1	6	7	5	2	4	0	1	1	2
Team / Coach											1	8	9		0					
Totals			45/85	53	38/62	61	7/23	30	26/32	81	26	39	65	24	8	16	7	4	25	123

Coach	STOLZ Olaf
Assistant Coach	BAUER Robert

OMA - Oman

No.	Name	MIN	Field Goals		2 Points		3 Points		Free Throws		Rebounds			AS	TO	ST	BS	PF	FD	PTS
			M/A	%	M/A	%	M/A	%	M/A	%	OR	DR	TOT							
*4	AL SIBANI Ahmed	14:19	0/0	0	0/0	0	0/0	0	0/0	0	0	0	0	0	6	1	0	4	1	0
*5	AMABOU ALI Mahmood	16:17	0/4	0	0/1	0	0/3	0	0/0	0	1	0	1	1	1	0	0	4	0	0
6	AL HALHALI Ahmed	24:02	2/11	18	2/7	29	0/4	0	0/0	0	2	3	5	3	4	1	0	1	1	4
*7	AL AAMRI Nouh	25:41	4/12	33	0/1	0	4/11	36	0/0	0	0	3	3	0	4	1	0	2	0	12
8	AL ASMI Mohamed	19:12	2/8	25	2/7	29	0/1	0	0/0	0	1	0	1	1	2	1	0	2	0	4
9	BANI ARABA Haitham	20:29	0/7	0	0/6	0	0/1	0	0/0	0	3	1	4	0	1	0	0	1	0	0
11	AL YARABI Ashraf	0:00	0/0	0	0/0	0	0/0	0	0/0	0	0	0	0	0	0	0	0	0	0	0
*12	AL JAMOUDI Faisal	6:15	0/1	0	0/0	0	0/1	0	0/0	0	0	0	0	0	0	0	0	1	1	0
13	AL AMRANI Mohanned	27:41	3/13	23	3/13	23	0/0	0	0/0	0	1	3	4	0	1	0	0	4	0	6
14	AL SAADI Said	13:37	0/2	0	0/2	0	0/0	0	0/0	0	0	1	1	0	1	0	1	2	0	0
*15	AL FARRAJI Hassan	32:27	2/9	22	2/9	22	0/0	0	2/2	100	4	4	8	0	3	0	0	4	1	6
Team / Coach											1	3	4		2					
Totals			13/67	19	9/46	20	4/21	19	2/2	100	13	18	31	5	25	4	1	25	4	32

Coach	FILIP LUETIC Neven
Assistant Coach	AL BUSAIDI Ghassan Mahasin

	GER	OMA
Points from Turnovers	26	0
Points in the Paint	66	18
Second Chance Points	32	6
Fast Break Points	29	4

	GER	OMA
Biggest Lead	91	0
Biggest Scoring Run	25-0 (93-22)	3-0 (27-5)
Lead Changes	0	
Times Tied	0	

LEGEND			
%	Shooting Percentage	(C)	Captain
BS	Blocked Shots	DR	Defensive Rebounds
OR	Offensive Rebounds	OTx	Overtime
S	Suspended	ST	Steals
(I)	Injured	FD	Fouls Drawn
PF	Fouls	PTS	Points
TO	Turnovers	TOT	Total Rebounds
*	Starters	AS	Assists
M/A	Made / Attempts	MIN	Minutes Played
Qx	Quarter Time		

Timing and Results provided by TISSOT



Game No: 25

Shot Chart
Схема бросков

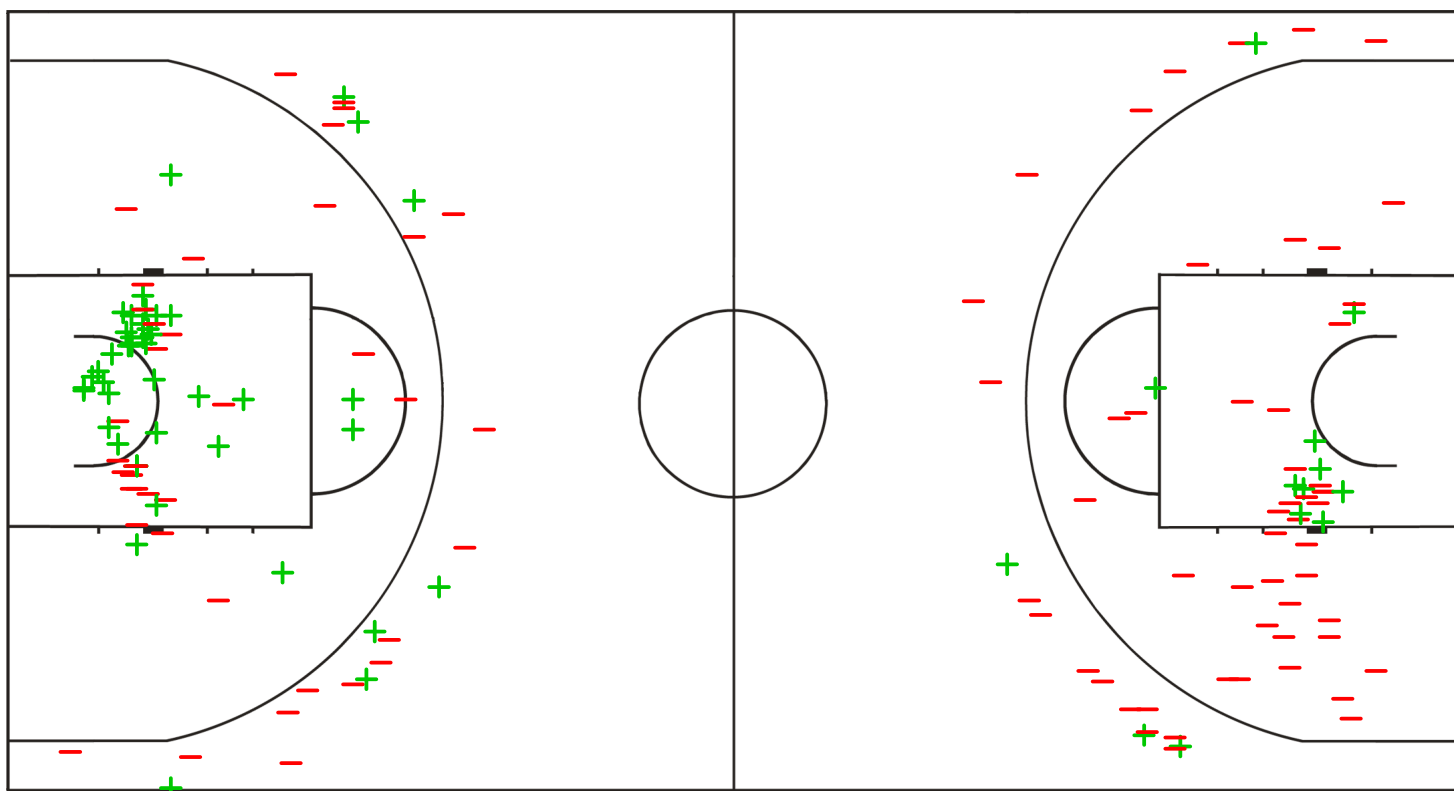
GER 123 vs 32 OMA
(34 - 7, 23 - 11, 42 - 7, 24 - 7)

Scoring by 5 min intervals:

	Q1		Q2		Q3		Q4	
GER	20	34	44	57	81	99	112	123
OMA	0	7	14	18	22	25	32	32

GER - Germany

OMA - Oman



LEGEND

+ Shot Made

- Shot Missed

Timing and Results provided by **TISSOT**



Game No: 25

Shot Chart

Схема бросков

GER 123 vs 32 OMA

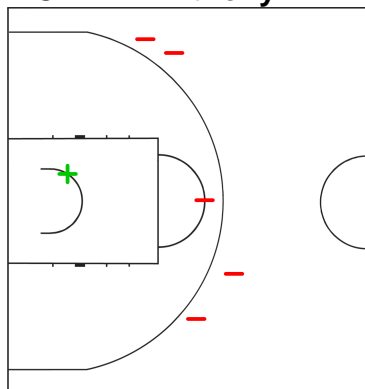
(34 - 7, 23 - 11, 42 - 7, 24 - 7)

Scoring by 5 min intervals:

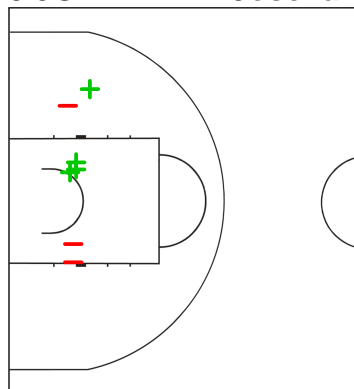
	Q1		Q2		Q3		Q4	
GER	20	34	44	57	81	99	112	123
OMA	0	7	14	18	22	25	32	32

GER - Germany

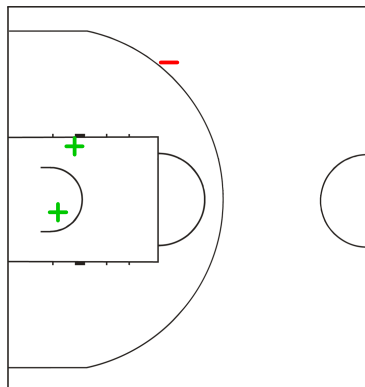
4 CANTY Anthony



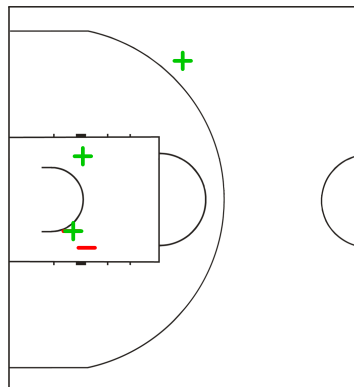
5 JOENKE Till-Joscha



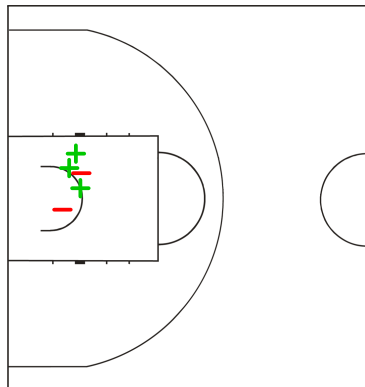
6 KOCH Florian



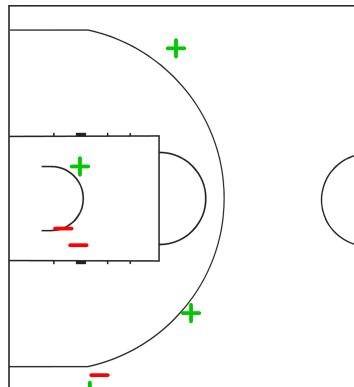
7 KLEIN Konstantin



8 SCHMIDT Stefan



9 MOENNINGHOFF Mathis



LEGEND

+ Shot Made

-

Shot Missed

Timing and Results provided by **TISSOT**



Game No: 25

Shot Chart
Схема бросков

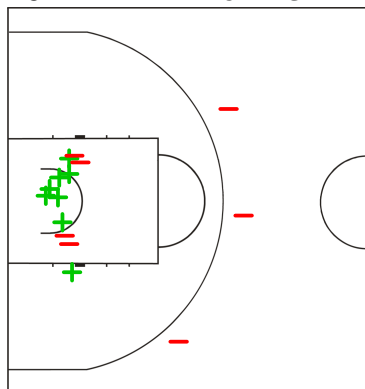
GER 123 vs 32 OMA
(34 - 7, 23 - 11, 42 - 7, 24 - 7)

Scoring by 5 min intervals:

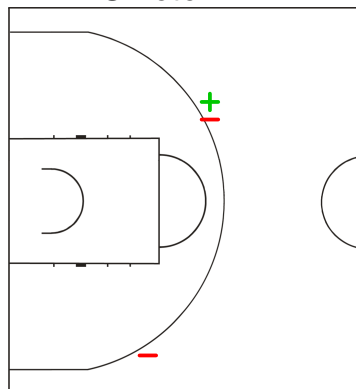
	Q1		Q2		Q3		Q4	
GER	20	34	44	57	81	99	112	123
OMA	0	7	14	18	22	25	32	32

GER - Germany

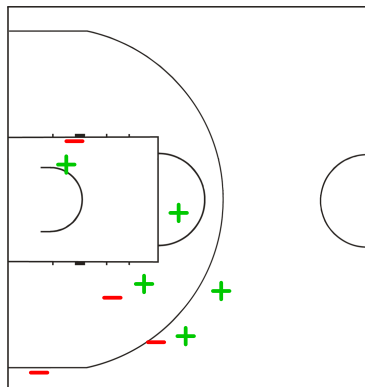
10 KRAMER Dennis



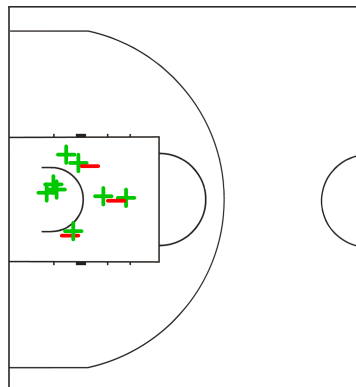
11 ZEIS Peter



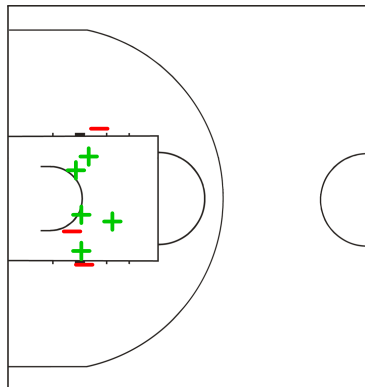
12 WENDT Ole



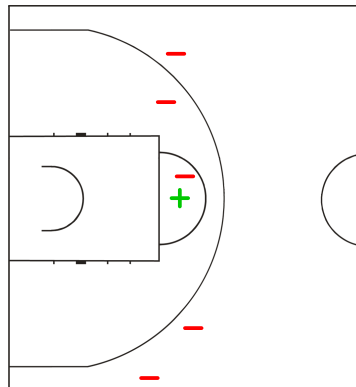
13 WOHLFARTH-BOTTERMANN Jonas



14 VOIGTMANN Johannes



15 ZIEGENHAGEN Malte



LEGEND

+ Shot Made

-

Shot Missed

Timing and Results provided by **TISSOT**



Game No: 25

Shot Chart

Схема бросков

GER 123 vs 32 OMA

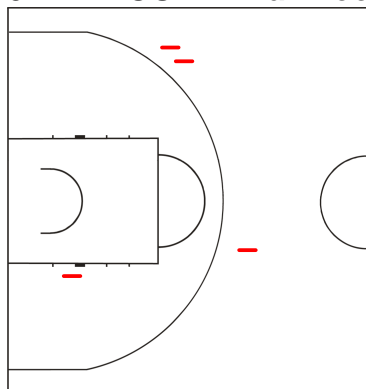
(34 - 7, 23 - 11, 42 - 7, 24 - 7)

Scoring by 5 min intervals:

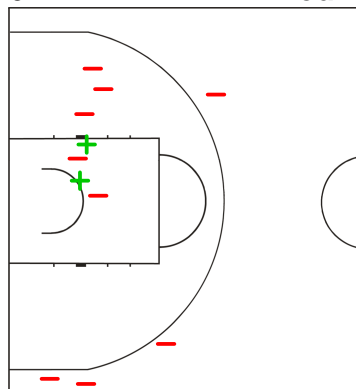
	Q1		Q2		Q3		Q4	
GER	20	34	44	57	81	99	112	123
OMA	0	7	14	18	22	25	32	32

OMA - Oman

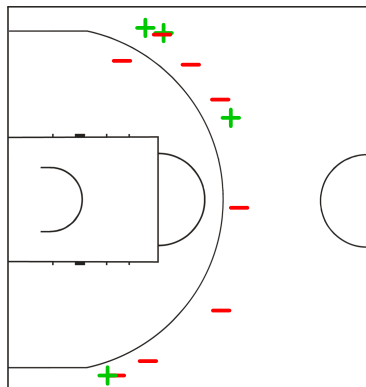
5 AMABOU ALI Mahmood



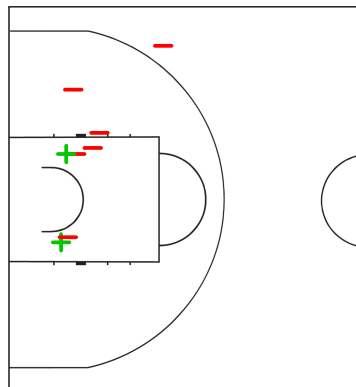
6 AL HALHALI Ahmed



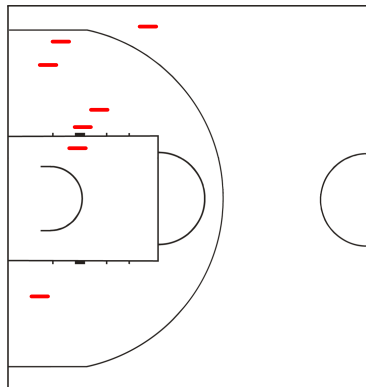
7 AL AAMRI Nouh



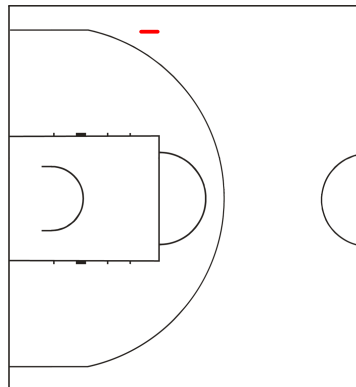
8 AL ASMI Mohamed



9 BANI ARABA Haitham



12 AL JAMOUDI Faisal



LEGEND

+ Shot Made

-

Shot Missed

Timing and Results provided by TISSOT



Game No: 25

Shot Chart

Схема бросков

GER 123 vs 32 OMA

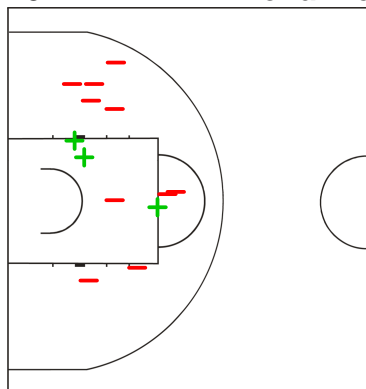
(34 - 7, 23 - 11, 42 - 7, 24 - 7)

Scoring by 5 min intervals:

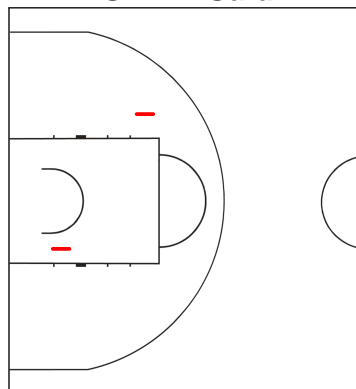
	Q1		Q2		Q3		Q4	
GER	20	34	44	57	81	99	112	123
OMA	0	7	14	18	22	25	32	32

OMA - Oman

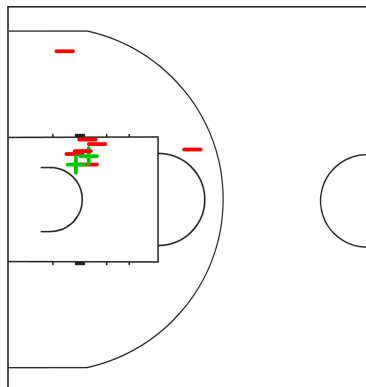
13 AL AMRANI Mohanned



14 AL SAADI Said



15 AL FARRAJI Hassan



LEGEND

+ Shot Made

- Shot Missed

Timing and Results provided by **TISSOT**



Game No: 25

Lineup Analysis

Анализ

GER 123 vs 32 OMA

GER

Lineup efficiency

4	CANTY A	5	JOENKE T	10	KRAMER D	11	ZEIS P	14	VOIGTMANN J	5:13
5	JOENKE T	11	ZEIS P	13	WOHLFARTH-BOTTERMA	14	VOIGTMANN J	15	ZIEGENHAGEN M	5:12
6	KOCH F	10	KRAMER D	12	WENDT O	14	VOIGTMANN J	15	ZIEGENHAGEN M	4:51
7	KLEIN K	8	SCHMIDT S	9	MOENNINGHOFF M	12	WENDT O	13	WOHLFARTH-BOTTERMA	4:23
4	CANTY A	7	KLEIN K	8	SCHMIDT S	9	MOENNINGHOFF M	10	KRAMER D	4:07
4	CANTY A	5	JOENKE T	6	KOCH F	10	KRAMER D	14	VOIGTMANN J	2:59
6	KOCH F	9	MOENNINGHOFF M	10	KRAMER D	12	WENDT O	13	WOHLFARTH-BOTTERMA	2:53
5	JOENKE T	8	SCHMIDT S	9	MOENNINGHOFF M	12	WENDT O	13	WOHLFARTH-BOTTERMA	2:45
4	CANTY A	5	JOENKE T	11	ZEIS P	14	VOIGTMANN J	15	ZIEGENHAGEN M	2:10
6	KOCH F	9	MOENNINGHOFF M	10	KRAMER D	11	ZEIS P	12	WENDT O	1:51
4	CANTY A	5	JOENKE T	8	SCHMIDT S	10	KRAMER D	11	ZEIS P	1:14
7	KLEIN K	8	SCHMIDT S	9	MOENNINGHOFF M	10	KRAMER D	12	WENDT O	0:40
8	SCHMIDT S	9	MOENNINGHOFF M	12	WENDT O	13	WOHLFARTH-BOTTERMA	15	ZIEGENHAGEN M	0:32
4	CANTY A	5	JOENKE T	6	KOCH F	10	KRAMER D	11	ZEIS P	0:29
4	CANTY A	5	JOENKE T	8	SCHMIDT S	9	MOENNINGHOFF M	10	KRAMER D	0:28
4	CANTY A	5	JOENKE T	9	MOENNINGHOFF M	10	KRAMER D	13	WOHLFARTH-BOTTERMA	0:08
4	CANTY A	5	JOENKE T	9	MOENNINGHOFF M	13	WOHLFARTH-BOTTERMA	14	VOIGTMANN J	0:05

Score development

7	KLEIN K	8	SCHMIDT S	9	MOENNINGHOFF M	12	WENDT O	13	WOHLFARTH-BOTTERMA	4:23	+18
5	JOENKE T	11	ZEIS P	13	WOHLFARTH-BOTTERMA	14	VOIGTMANN J	15	ZIEGENHAGEN M	5:12	+15
4	CANTY A	7	KLEIN K	8	SCHMIDT S	9	MOENNINGHOFF M	10	KRAMER D	4:07	+14
4	CANTY A	5	JOENKE T	6	KOCH F	10	KRAMER D	14	VOIGTMANN J	2:59	+8
6	KOCH F	10	KRAMER D	12	WENDT O	14	VOIGTMANN J	15	ZIEGENHAGEN M	4:51	+6
6	KOCH F	9	MOENNINGHOFF M	10	KRAMER D	11	ZEIS P	12	WENDT O	1:51	+5
4	CANTY A	5	JOENKE T	9	MOENNINGHOFF M	13	WOHLFARTH-BOTTERMA	14	VOIGTMANN J	0:05	+4
7	KLEIN K	8	SCHMIDT S	9	MOENNINGHOFF M	10	KRAMER D	12	WENDT O	0:40	+4
5	JOENKE T	8	SCHMIDT S	9	MOENNINGHOFF M	12	WENDT O	13	WOHLFARTH-BOTTERMA	2:45	+4
8	SCHMIDT S	9	MOENNINGHOFF M	12	WENDT O	13	WOHLFARTH-BOTTERMA	15	ZIEGENHAGEN M	0:32	+3
4	CANTY A	5	JOENKE T	11	ZEIS P	14	VOIGTMANN J	15	ZIEGENHAGEN M	2:10	+3
4	CANTY A	5	JOENKE T	8	SCHMIDT S	9	MOENNINGHOFF M	10	KRAMER D	0:28	+2
6	KOCH F	9	MOENNINGHOFF M	10	KRAMER D	12	WENDT O	13	WOHLFARTH-BOTTERMA	2:53	+2
4	CANTY A	5	JOENKE T	10	KRAMER D	11	ZEIS P	14	VOIGTMANN J	5:13	+2
4	CANTY A	5	JOENKE T	9	MOENNINGHOFF M	10	KRAMER D	13	WOHLFARTH-BOTTERMA	0:08	0
4	CANTY A	5	JOENKE T	6	KOCH F	10	KRAMER D	11	ZEIS P	0:29	0
4	CANTY A	5	JOENKE T	8	SCHMIDT S	10	KRAMER D	11	ZEIS P	1:14	0



Game No: 25

Lineup Analysis

Анализ

OMA

Lineup efficiency


5	AMABOU ALI M	7	AL AAMRI N	9	BANI ARABA H	13	AL AMRANI M	15	AL FARRAJI H	10:00
6	AL HALHALI A	7	AL AAMRI N	9	BANI ARABA H	13	AL AMRANI M	14	AL SAADI S	4:38
6	AL HALHALI A	7	AL AAMRI N	8	AL ASMI M	14	AL SAADI S	15	AL FARRAJI H	3:27
4	AL SIBANI A	6	AL HALHALI A	8	AL ASMI M	13	AL AMRANI M	15	AL FARRAJI H	3:22
6	AL HALHALI A	7	AL AAMRI N	8	AL ASMI M	13	AL AMRANI M	14	AL SAADI S	2:55
4	AL SIBANI A	5	AMABOU ALI M	8	AL ASMI M	12	AL JAMOUDI F	15	AL FARRAJI H	2:45
4	AL SIBANI A	5	AMABOU ALI M	6	AL HALHALI A	13	AL AMRANI M	15	AL FARRAJI H	2:34
7	AL AAMRI N	8	AL ASMI M	9	BANI ARABA H	14	AL SAADI S	15	AL FARRAJI H	2:26
4	AL SIBANI A	6	AL HALHALI A	8	AL ASMI M	12	AL JAMOUDI F	15	AL FARRAJI H	2:23
4	AL SIBANI A	6	AL HALHALI A	9	BANI ARABA H	13	AL AMRANI M	15	AL FARRAJI H	2:17
6	AL HALHALI A	7	AL AAMRI N	9	BANI ARABA H	13	AL AMRANI M	15	AL FARRAJI H	1:08
6	AL HALHALI A	7	AL AAMRI N	8	AL ASMI M	12	AL JAMOUDI F	15	AL FARRAJI H	1:07
4	AL SIBANI A	5	AMABOU ALI M	8	AL ASMI M	13	AL AMRANI M	15	AL FARRAJI H	0:47
4	AL SIBANI A	5	AMABOU ALI M	6	AL HALHALI A	14	AL SAADI S	15	AL FARRAJI H	0:11

Score development

6	AL HALHALI A	7	AL AAMRI N	8	AL ASMI M	13	AL AMRANI M	14	AL SAADI S	2:55	+1
4	AL SIBANI A	5	AMABOU ALI M	6	AL HALHALI A	14	AL SAADI S	15	AL FARRAJI H	0:11	0
6	AL HALHALI A	7	AL AAMRI N	9	BANI ARABA H	13	AL AMRANI M	15	AL FARRAJI H	1:08	0
4	AL SIBANI A	5	AMABOU ALI M	8	AL ASMI M	13	AL AMRANI M	15	AL FARRAJI H	0:47	-2
6	AL HALHALI A	7	AL AAMRI N	8	AL ASMI M	12	AL JAMOUDI F	15	AL FARRAJI H	1:07	-2
4	AL SIBANI A	5	AMABOU ALI M	6	AL HALHALI A	13	AL AMRANI M	15	AL FARRAJI H	2:34	-4
4	AL SIBANI A	6	AL HALHALI A	9	BANI ARABA H	13	AL AMRANI M	15	AL FARRAJI H	2:17	-5
6	AL HALHALI A	7	AL AAMRI N	9	BANI ARABA H	13	AL AMRANI M	14	AL SAADI S	4:38	-6
4	AL SIBANI A	6	AL HALHALI A	8	AL ASMI M	12	AL JAMOUDI F	15	AL FARRAJI H	2:23	-7
7	AL AAMRI N	8	AL ASMI M	9	BANI ARABA H	14	AL SAADI S	15	AL FARRAJI H	2:26	-7
4	AL SIBANI A	5	AMABOU ALI M	8	AL ASMI M	12	AL JAMOUDI F	15	AL FARRAJI H	2:45	-13
6	AL HALHALI A	7	AL AAMRI N	8	AL ASMI M	14	AL SAADI S	15	AL FARRAJI H	3:27	-14
4	AL SIBANI A	6	AL HALHALI A	8	AL ASMI M	13	AL AMRANI M	15	AL FARRAJI H	3:22	-15
5	AMABOU ALI M	7	AL AAMRI N	9	BANI ARABA H	13	AL AMRANI M	15	AL FARRAJI H	10:00	-17

LEGEND

+ Shot Made - Shot Missed

Timing and Results provided by  TISSOT



Game No: 26

Start List

Стартовый список

UKR vs EST

Referee: VECHERSKIS Mindaugas (LTU)
Umpire: SHORT Thomas (USA) / WANG Zebo (CHN)

UKR - Ukraine

No.	Name	Pos	Height m / ft in	Age	Current Games Statistics						
					PPG	FG%	3FG%	FT%	RPG	APG	MPG (GP)
4	SAINIIEV Vasyi		1.77/5'10"	24	9.0	33	46		3.5	3.5	36:00 (2)
5	PAVLENKO Oleksii		1.88/6'2"	23	3.0	33	0	50	0.5	0.5	15:28 (2)
6	KYRYCHOK Andrii		1.93/6'4"	21	0.0	0	0		1.0	0.0	5:37 (1)
7	DOLENKO Oleksandr		1.90/6'3"	23	6.0	18	0	80	3.5	0.5	18:31 (2)
8	BOROVSKYI Rodion		2.02/6'8"	20	6.0	67	67		0.0	0.0	10:27 (1)
9	POLYULYAK Mykola		1.92/6'4"	22	9.0	37	27	25	6.5	2.5	32:01 (2)
10	MYKHAILOV Anton		1.97/6'6"	21	3.5	38		50	1.5	1.0	16:43 (2)
11	OLKHOVSKYI Roman		1.97/6'6"	22	2.0	33			3.0	0.0	5:17 (1)
12	MOTORCHUK Viacheslav		2.08/6'10"	21	3.5	50		17	5.0	2.0	13:34 (2)
13	POLIEZHAIIEV Ivan		2.04/6'8"	24	7.5	45	0	63	8.5	1.5	20:53 (2)
14	MARCHENKO Dmytro		2.02/6'8"	21	9.0	44		67	5.5	0.5	18:22 (2)
15	ROCHNIAK Anton		2.04/6'8"	21	23.5	64	83	55	6.5	1.5	30:16 (2)
Team			1.96/6'5"	21.9	78.0	42	41	55	48.5	13.5	
Coach		KULIBABA Valentyn									
Assistant Coach		ARABADZHY Tymur									

UKR Played		
PR	KOR	98 - 100
PR	GER	58 - 78
PR	EST	9 JUL
PR	RUS	11 JUL
PR	OMA	12 JUL


EST - Estonia

No.	Name	Pos	Height m / ft in	Age	Current Games Statistics						
					PPG	FG%	3FG%	FT%	RPG	APG	MPG (GP)
4	RAUDLA Siim	G	1.90/6'3"	23	0.0	0	0		5.5	2.0	28:12 (2)
6	PUIDET Jaan	G	1.93/6'4"	21	8.0	30	33	90	4.5	1.0	28:22 (2)
8	HAMARSALU Taavi	C	2.01/6'7"	24	0.0	0			0.0	1.0	6:45 (1)
9	KEEDUS Erik	F	2.02/6'8"	23	2.5	13	0	50	6.0	2.0	28:34 (2)
10	KERES Kristjan	F	1.97/6'6"	23	10.5	40	42		2.5	1.0	32:03 (2)
11	ULP Priidik	G	1.91/6'3"	21	8.0	43	40		1.0	0.0	23:04 (1)
12	RAADIK Toomas	C	2.03/6'8"	22	20.0	68	67	100	2.0	1.5	27:03 (2)
13	SAARMETS Madis	C	2.04/6'8"	23	4.5	22	0	25	5.0	1.5	26:41 (2)
14	LIIVAMAGI Kevin	C	2.00/6'7"	20	3.0	20	0	100	2.0	0.0	22:38 (1)
15	VOOLAID Kristjan	F	2.00/6'7"	21	3.0	23	0	0	3.5	0.0	15:21 (2)
Team			1.98/6'6"	22.1	54.0	34	23	77	35.0	9.5	
Coach		LILL Heino									
Assistant Coach		TAMMARU Margus									

EST Played		
PR	GER	65 - 59
PR	RUS	43 - 106
PR	UKR	9 JUL
PR	OMA	11 JUL
PR	KOR	12 JUL

LEGEND

(1)	Point Guard	(2)	Shooting Guard	(3)	Small Forward	(4)	Power Forward	(5)	Centre
(C)	Captain	3FG%	3 Points Field Goals %	APG	Assists per Game	C	Centre	F	Forward
FG%	Field Goals %	FT%	Free Throws %	G	Guard	GP	Games Played	MPG	Minutes Played per Game
Pos	Playing Position	PPG	Points per Game	PR	Preliminary Round	RPG	Rebounds per Game		

Timing and Results provided by  TISSOT



Game No: 26

Results
Результаты

Attendance: 350

Match Duration: 1:43

UKR 52 vs 71 EST
(14:18, 14:23, 15:14, 9:16)

Referee: VECHERSKIS Mindaugas (LTU)

Commissioner:

Umpire: SHORT Thomas (USA) / WANG Zebo (CHN)

Scoring by 5 min intervals:	UKR	Q1		Q2		Q3		Q4	
		5	14	18	28	34	43	49	52
	EST	10	18	27	41	50	55	61	71

UKR - Ukraine

No.	Name	MIN	Field Goals		2 Points		3 Points		Free Throws		Rebounds			AS	TO	ST	BS	PF	FD	PTS
			M/A	%	M/A	%	M/A	%	M/A	%	OR	DR	TOT							
*4	SAINIIEV Vasyl	32:29	1/10	10	0/2	0	1/8	13	2/4	50	2	2	4	3	1	1	0	3	3	5
5	PAVLENKO Oleksii	14:11	0/4	0	0/2	0	0/2	0	0/0	0	0	0	0	1	0	0	1	1	2	0
6	KYRYCHOK Andrii	2:48	0/0	0	0/0	0	0/0	0	0/0	0	0	0	0	0	0	0	0	0	0	0
7	DOLENKO Oleksandr	9:26	1/6	17	1/5	20	0/1	0	1/1	100	3	0	3	0	0	0	0	2	2	3
8	BOROVSKIY Rodion	5:10	2/5	40	1/3	33	1/2	50	0/0	0	2	0	2	0	1	0	0	1	0	5
*9	POLYULYAK Mykola	28:44	4/10	40	2/5	40	2/5	40	2/4	50	2	3	5	0	1	2	0	4	2	12
10	MYKHAILOV Anton	11:26	1/4	25	1/3	33	0/1	0	0/2	0	2	1	3	0	0	0	1	0	1	2
11	OLKHOVSKIY Roman	5:03	0/3	0	0/2	0	0/1	0	0/0	0	0	1	1	1	0	0	0	0	0	0
12	MOTORCHUK Viacheslav	18:30	2/5	40	2/5	40	0/0	0	3/9	33	4	4	8	0	0	0	2	3	7	7
*13	POLIEZHAIIEV Ivan	20:47	1/7	14	1/4	25	0/3	0	0/0	0	2	2	4	0	2	0	0	1	2	2
*14	MARCHENKO Dmytro	18:56	3/10	30	3/10	30	0/0	0	1/3	33	2	1	3	0	1	2	0	0	2	7
*15	ROCHNIAK Anton	32:30	4/14	29	3/12	25	1/2	50	0/2	0	7	7	14	2	2	2	0	4	4	9
Team / Coach											5	4	9		1					
Totals			19/78	24	14/53	26	5/25	20	9/25	36	31	25	56	7	9	7	4	19	25	52
Coach		KULIBABA Valentyn																		
Assistant Coach		ARABADZHY Tymur																		

EST - Estonia

No.	Name	MIN	Field Goals		2 Points		3 Points		Free Throws		Rebounds			AS	TO	ST	BS	PF	FD	PTS
			M/A	%	M/A	%	M/A	%	M/A	%	OR	DR	TOT							
4	RAUDLA Siim	17:03	0/4	0	0/4	0	0/0	0	0/0	0	2	1	3	2	0	0	0	2	0	0
*6	PUIDET Jaan	36:04	1/9	11	1/7	14	0/2	0	0/0	0	2	9	11	7	6	2	0	1	1	2
8	HAMARSALU Taavi	11:23	2/6	33	1/1	100	1/5	20	0/0	0	0	0	0	1	0	1	0	5	2	5
*9	KEEDUS Erik	28:51	5/8	63	3/4	75	2/4	50	0/0	0	1	7	8	1	3	0	0	5	4	12
*10	KERES Kristjan	18:21	1/4	25	1/3	33	0/1	0	4/6	67	0	2	2	0	1	0	0	4	4	6
11	ULP Priidik	20:32	3/5	60	1/1	100	2/4	50	0/0	0	1	0	1	1	1	0	0	1	1	8
*12	RAADIK Toomas	37:14	7/14	50	6/11	55	1/3	33	9/10	90	2	8	10	2	2	1	2	4	6	24
*13	SAARMETS Madis	30:32	6/10	60	4/4	100	2/6	33	0/1	0	2	5	7	0	0	1	3	3	1	14
14	LIIVAMAGI Kevin	0:00	0/0	0	0/0	0	0/0	0	0/0	0	0	0	0	0	0	0	0	0	0	0
15	VOOLAID Kristjan	0:00	0/0	0	0/0	0	0/0	0	0/0	0	0	0	0	0	0	0	0	0	0	0
Team / Coach											2	4	6		0					
Totals			25/60	42	17/35	49	8/25	32	13/17	76	12	36	48	14	13	5	5	25	19	71
Coach		LILL Heino																		
Assistant Coach		TAMMARU Margus																		

	UKR	EST
Points from Turnovers	12	11
Points in the Paint	22	28
Second Chance Points	17	13
Fast Break Points	4	10

	UKR	EST
Biggest Lead	0	19
Biggest Scoring Run	5-0 (5-5)	7-0 (5-12)
Lead Changes		0
Times Tied		1

LEGEND			
%	Shooting Percentage	(C)	Captain
BS	Blocked Shots	DR	Defensive Rebounds
OR	Offensive Rebounds	OTx	Overtime
S	Suspended	ST	Steals
(I)	Injured	FD	Fouls Drawn
		PF	Fouls
		TO	Turnovers
*	Starters	M/A	Made / Attempts
		PTS	Points
		TOT	Total Rebounds
		AS	Assists
		MIN	Minutes Played
		Qx	Quarter Time

Timing and Results provided by TISSOT



Game No: 26

Shot Chart
Схема бросков

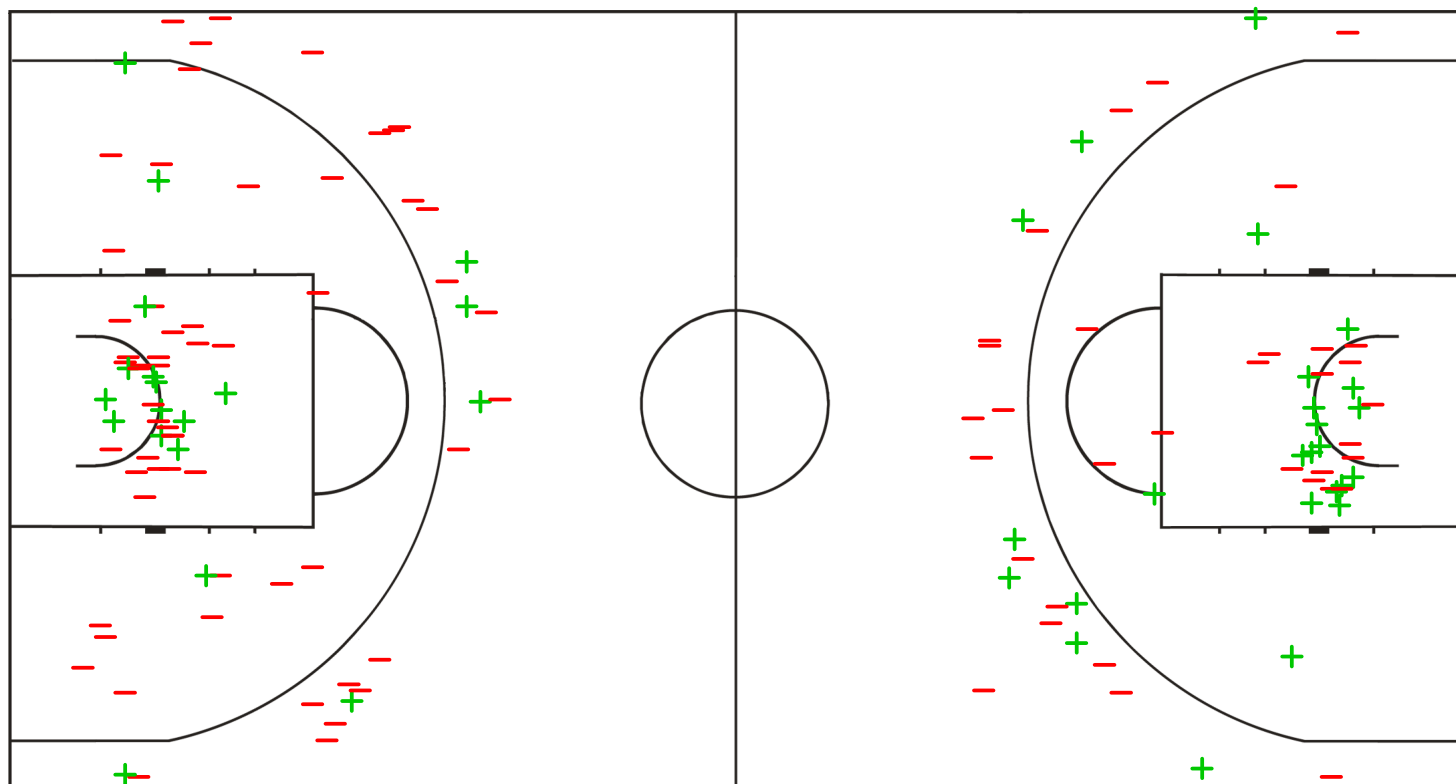
UKR 52 vs 71 EST
(14 - 18, 14 - 23, 15 - 14, 9 - 16)

Scoring by 5 min intervals:

	Q1		Q2		Q3		Q4	
UKR	5	14	18	28	34	43	49	52
EST	10	18	27	41	50	55	61	71

UKR - Ukraine

EST - Estonia



LEGEND

+ Shot Made

- Shot Missed

Timing and Results provided by TISSOT



Game No: 26

Shot Chart
Схема бросков

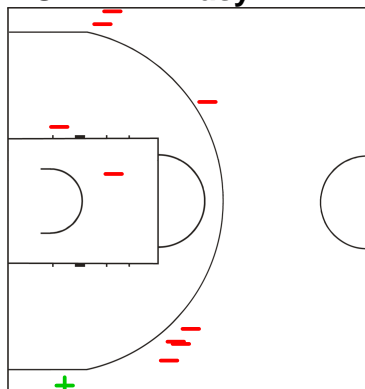
UKR 52 vs 71 EST
(14 - 18, 14 - 23, 15 - 14, 9 - 16)

Scoring by 5 min intervals:

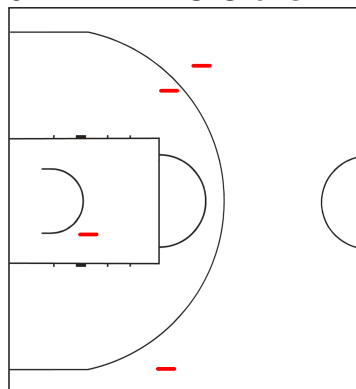
	Q1		Q2		Q3		Q4	
UKR	5	14	18	28	34	43	49	52
EST	10	18	27	41	50	55	61	71

UKR - Ukraine

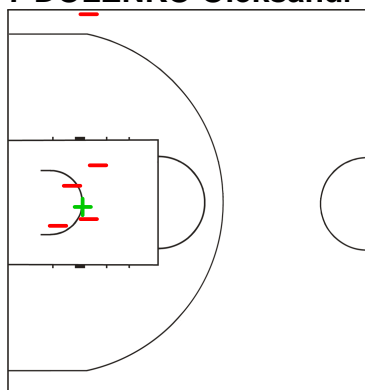
4 SAINIIEV VasyI



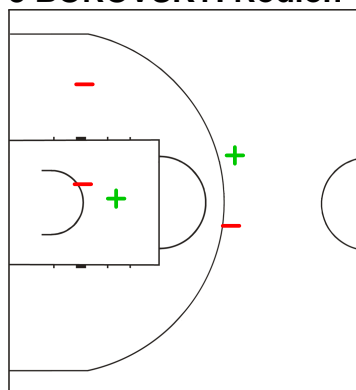
5 PAVLENKO Oleksii



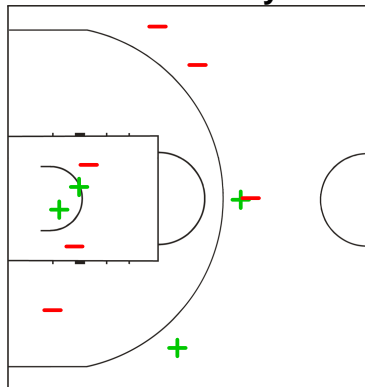
7 DOLENKO Oleksandr



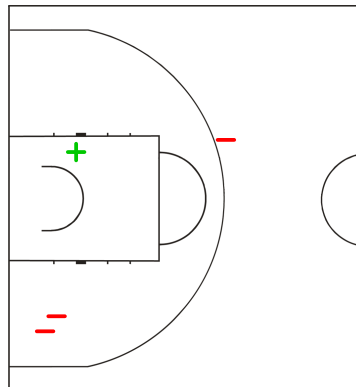
8 BOROVS KYI Rodion



9 POLYULYAK Mykola



10 MYKHAILOV Anton



LEGEND

+ Shot Made

-

Shot Missed

Timing and Results provided by TISSOT



Game No: 26

Shot Chart
Схема бросков

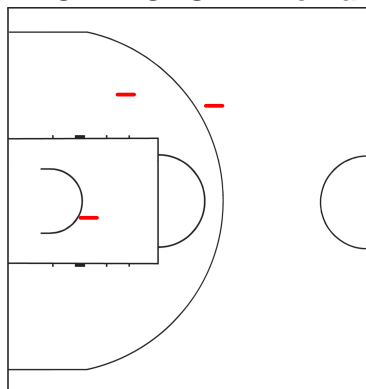
UKR 52 vs 71 EST
(14 - 18, 14 - 23, 15 - 14, 9 - 16)

Scoring by 5 min intervals:

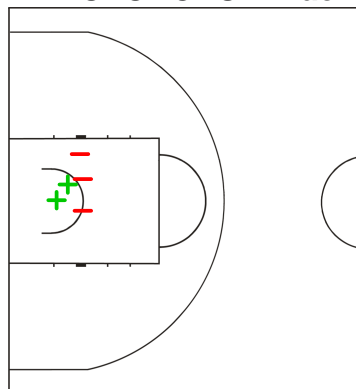
	Q1		Q2		Q3		Q4	
UKR	5	14	18	28	34	43	49	52
EST	10	18	27	41	50	55	61	71

UKR - Ukraine

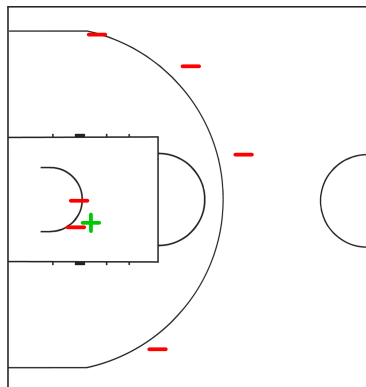
11 OLKHOVSKYI Roman



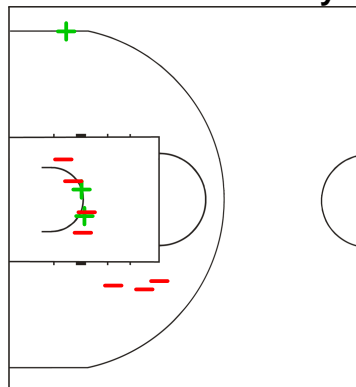
12 MOTORCHUK Viacheslav



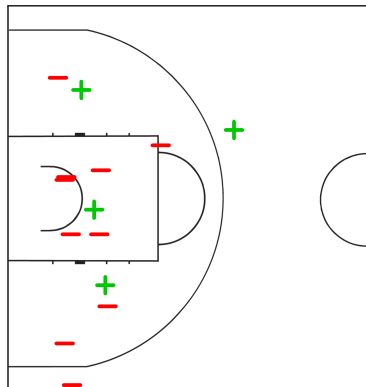
13 POLIEZHAIEV Ivan



14 MARCHENKO Dmytro



15 ROCHNIAK Anton



LEGEND

+ Shot Made

-

Shot Missed

Timing and Results provided by TISSOT



Game No: 26

Shot Chart
Схема бросков

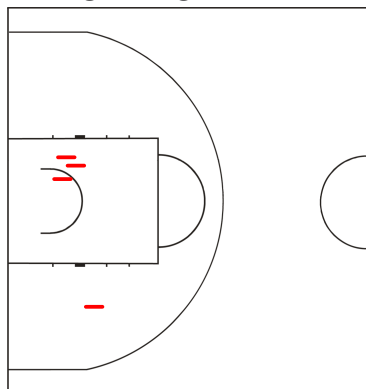
UKR 52 vs 71 EST
(14 - 18, 14 - 23, 15 - 14, 9 - 16)

Scoring by 5 min intervals:

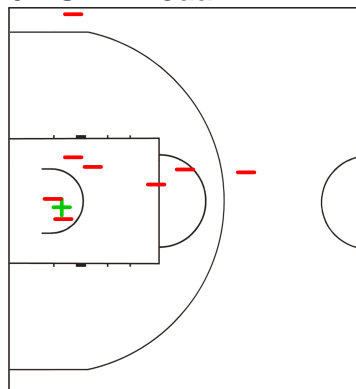
	Q1		Q2		Q3		Q4	
UKR	5	14	18	28	34	43	49	52
EST	10	18	27	41	50	55	61	71

EST - Estonia

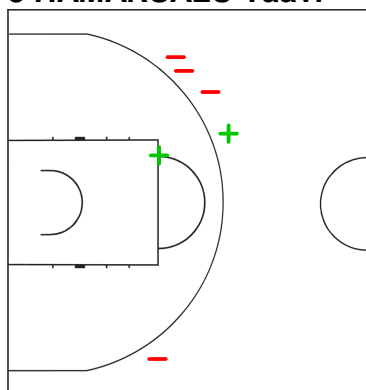
4 RAUDLA Siim



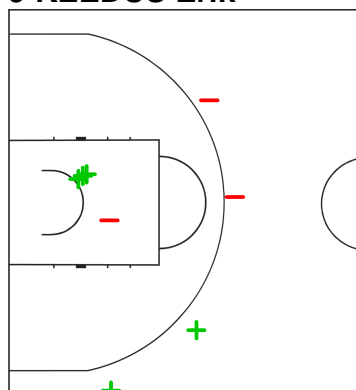
6 PUIDET Jaan



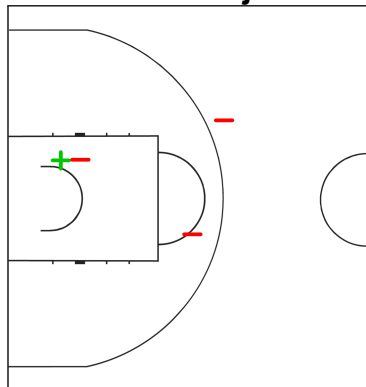
8 HAMARSALU Taavi



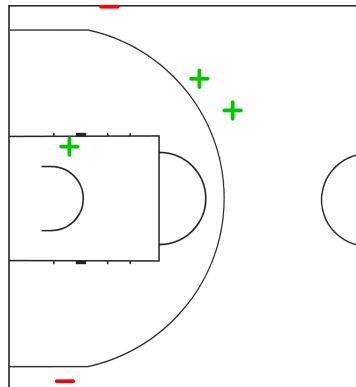
9 KEEDUS Erik



10 KERES Kristjan



11 ULP Priidik



LEGEND

+ Shot Made

-

Shot Missed

Timing and Results provided by **TISSOT**



Game No: 26

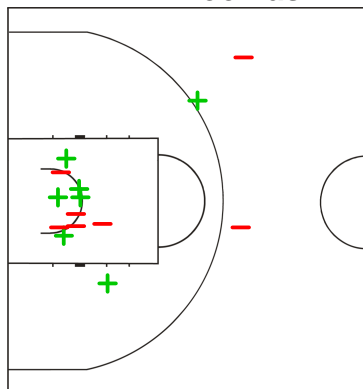
Shot Chart
Схема бросков

UKR 52 vs 71 EST
(14 - 18, 14 - 23, 15 - 14, 9 - 16)

Scoring by 5 min intervals:

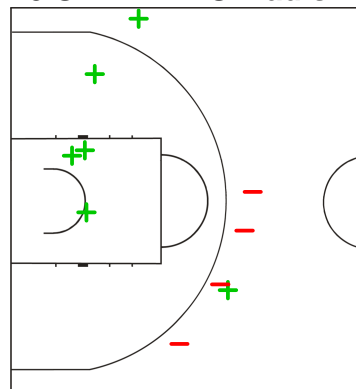
	Q1		Q2		Q3		Q4	
UKR	5	14	18	28	34	43	49	52
EST	10	18	27	41	50	55	61	71

12 RAADIK Toomas



EST - Estonia

13 SAARMETS Madis



LEGEND

+ Shot Made

- Shot Missed



Game No: 26

Lineup Analysis

Анализ

UKR 52 vs 71 EST

UKR

Lineup efficiency

4	SAINIIIEV V	9	POLYULYAK M	13	POLIEZHAIEV I	14	MARCHENKO D	15	ROCHNIAK A	9:53
4	SAINIIIEV V	9	POLYULYAK M	12	MOTORCHUK V	14	MARCHENKO D	15	ROCHNIAK A	5:00
5	PAVLENKO O	6	KYRYCHOK A	7	DOLENKO O	10	MYKHAILOV A	13	POLIEZHAIEV I	2:13
4	SAINIIIEV V	8	BOROVSKIY R	9	POLYULYAK M	12	MOTORCHUK V	15	ROCHNIAK A	2:07
4	SAINIIIEV V	5	PAVLENKO O	10	MYKHAILOV A	12	MOTORCHUK V	15	ROCHNIAK A	2:03
4	SAINIIIEV V	9	POLYULYAK M	11	OLKHOVSKIY R	13	POLIEZHAIEV I	15	ROCHNIAK A	1:48
4	SAINIIIEV V	9	POLYULYAK M	10	MYKHAILOV A	12	MOTORCHUK V	15	ROCHNIAK A	1:41
4	SAINIIIEV V	5	PAVLENKO O	9	POLYULYAK M	11	OLKHOVSKIY R	13	POLIEZHAIEV I	1:22
4	SAINIIIEV V	5	PAVLENKO O	7	DOLENKO O	12	MOTORCHUK V	14	MARCHENKO D	1:20
4	SAINIIIEV V	9	POLYULYAK M	11	OLKHOVSKIY R	12	MOTORCHUK V	15	ROCHNIAK A	1:18
5	PAVLENKO O	7	DOLENKO O	10	MYKHAILOV A	13	POLIEZHAIEV I	15	ROCHNIAK A	1:07
5	PAVLENKO O	7	DOLENKO O	10	MYKHAILOV A	12	MOTORCHUK V	15	ROCHNIAK A	1:01
5	PAVLENKO O	7	DOLENKO O	9	POLYULYAK M	13	POLIEZHAIEV I	15	ROCHNIAK A	0:58
5	PAVLENKO O	7	DOLENKO O	10	MYKHAILOV A	12	MOTORCHUK V	13	POLIEZHAIEV I	0:54
4	SAINIIIEV V	8	BOROVSKIY R	9	POLYULYAK M	14	MARCHENKO D	15	ROCHNIAK A	0:51
4	SAINIIIEV V	5	PAVLENKO O	8	BOROVSKIY R	12	MOTORCHUK V	15	ROCHNIAK A	0:50
4	SAINIIIEV V	5	PAVLENKO O	10	MYKHAILOV A	12	MOTORCHUK V	14	MARCHENKO D	0:48
4	SAINIIIEV V	9	POLYULYAK M	10	MYKHAILOV A	14	MARCHENKO D	15	ROCHNIAK A	0:46
4	SAINIIIEV V	7	DOLENKO O	9	POLYULYAK M	12	MOTORCHUK V	15	ROCHNIAK A	0:45
7	DOLENKO O	8	BOROVSKIY R	9	POLYULYAK M	13	POLIEZHAIEV I	15	ROCHNIAK A	0:43
4	SAINIIIEV V	8	BOROVSKIY R	9	POLYULYAK M	13	POLIEZHAIEV I	15	ROCHNIAK A	0:39
5	PAVLENKO O	6	KYRYCHOK A	9	POLYULYAK M	11	OLKHOVSKIY R	13	POLIEZHAIEV I	0:35
4	SAINIIIEV V	5	PAVLENKO O	10	MYKHAILOV A	13	POLIEZHAIEV I	15	ROCHNIAK A	0:35
4	SAINIIIEV V	5	PAVLENKO O	7	DOLENKO O	12	MOTORCHUK V	15	ROCHNIAK A	0:25
4	SAINIIIEV V	9	POLYULYAK M	10	MYKHAILOV A	12	MOTORCHUK V	14	MARCHENKO D	0:18

Score development

5	PAVLENKO O	6	KYRYCHOK A	9	POLYULYAK M	11	OLKHOVSKIY R	13	POLIEZHAIEV I	0:35	+3
4	SAINIIIEV V	9	POLYULYAK M	11	OLKHOVSKIY R	13	POLIEZHAIEV I	15	ROCHNIAK A	1:48	+2
4	SAINIIIEV V	9	POLYULYAK M	10	MYKHAILOV A	12	MOTORCHUK V	14	MARCHENKO D	0:18	+1
5	PAVLENKO O	7	DOLENKO O	10	MYKHAILOV A	12	MOTORCHUK V	13	POLIEZHAIEV I	0:54	+1
4	SAINIIIEV V	9	POLYULYAK M	11	OLKHOVSKIY R	12	MOTORCHUK V	15	ROCHNIAK A	1:18	+1
4	SAINIIIEV V	5	PAVLENKO O	9	POLYULYAK M	11	OLKHOVSKIY R	13	POLIEZHAIEV I	1:22	+1
4	SAINIIIEV V	5	PAVLENKO O	10	MYKHAILOV A	12	MOTORCHUK V	15	ROCHNIAK A	2:03	+1
4	SAINIIIEV V	5	PAVLENKO O	10	MYKHAILOV A	13	POLIEZHAIEV I	15	ROCHNIAK A	0:35	0
4	SAINIIIEV V	8	BOROVSKIY R	9	POLYULYAK M	13	POLIEZHAIEV I	15	ROCHNIAK A	0:39	0
7	DOLENKO O	8	BOROVSKIY R	9	POLYULYAK M	13	POLIEZHAIEV I	15	ROCHNIAK A	0:43	-1
4	SAINIIIEV V	7	DOLENKO O	9	POLYULYAK M	12	MOTORCHUK V	15	ROCHNIAK A	0:45	0
4	SAINIIIEV V	5	PAVLENKO O	10	MYKHAILOV A	12	MOTORCHUK V	14	MARCHENKO D	0:48	0
5	PAVLENKO O	7	DOLENKO O	9	POLYULYAK M	13	POLIEZHAIEV I	15	ROCHNIAK A	0:58	0
5	PAVLENKO O	7	DOLENKO O	10	MYKHAILOV A	13	POLIEZHAIEV I	15	ROCHNIAK A	1:07	0
4	SAINIIIEV V	5	PAVLENKO O	7	DOLENKO O	12	MOTORCHUK V	14	MARCHENKO D	1:20	0
4	SAINIIIEV V	9	POLYULYAK M	10	MYKHAILOV A	12	MOTORCHUK V	15	ROCHNIAK A	1:41	0
4	SAINIIIEV V	9	POLYULYAK M	12	MOTORCHUK V	14	MARCHENKO D	15	ROCHNIAK A	5:00	-1
4	SAINIIIEV V	5	PAVLENKO O	7	DOLENKO O	12	MOTORCHUK V	15	ROCHNIAK A	0:25	-2
4	SAINIIIEV V	9	POLYULYAK M	10	MYKHAILOV A	14	MARCHENKO D	15	ROCHNIAK A	0:46	-2
5	PAVLENKO O	7	DOLENKO O	10	MYKHAILOV A	12	MOTORCHUK V	15	ROCHNIAK A	1:01	-3
5	PAVLENKO O	6	KYRYCHOK A	7	DOLENKO O	10	MYKHAILOV A	13	POLIEZHAIEV I	2:13	-3
4	SAINIIIEV V	5	PAVLENKO O	8	BOROVSKIY R	12	MOTORCHUK V	15	ROCHNIAK A	0:50	-4
4	SAINIIIEV V	8	BOROVSKIY R	9	POLYULYAK M	14	MARCHENKO D	15	ROCHNIAK A	0:51	-4
4	SAINIIIEV V	8	BOROVSKIY R	9	POLYULYAK M	12	MOTORCHUK V	15	ROCHNIAK A	2:07	-4
4	SAINIIIEV V	9	POLYULYAK M	13	POLIEZHAIEV I	14	MARCHENKO D	15	ROCHNIAK A	9:53	-5



Game No: 26

Lineup Analysis

Анализ

EST

Lineup efficiency


6	PUIDET J	9	KEEDUS E	10	KERES K	12	RAADIK T	13	SAARMETS M	9:10
6	PUIDET J	9	KEEDUS E	11	ULP P	12	RAADIK T	13	SAARMETS M	4:43
4	RAUDLA S	6	PUIDET J	11	ULP P	12	RAADIK T	13	SAARMETS M	4:25
6	PUIDET J	8	HAMARSALU T	9	KEEDUS E	11	ULP P	12	RAADIK T	3:41
4	RAUDLA S	6	PUIDET J	10	KERES K	12	RAADIK T	13	SAARMETS M	2:57
4	RAUDLA S	6	PUIDET J	9	KEEDUS E	12	RAADIK T	13	SAARMETS M	2:54
6	PUIDET J	8	HAMARSALU T	9	KEEDUS E	10	KERES K	12	RAADIK T	2:29
9	KEEDUS E	10	KERES K	11	ULP P	12	RAADIK T	13	SAARMETS M	2:19
4	RAUDLA S	6	PUIDET J	8	HAMARSALU T	9	KEEDUS E	12	RAADIK T	1:58
4	RAUDLA S	6	PUIDET J	8	HAMARSALU T	11	ULP P	12	RAADIK T	1:20
4	RAUDLA S	6	PUIDET J	8	HAMARSALU T	11	ULP P	13	SAARMETS M	1:01
4	RAUDLA S	8	HAMARSALU T	9	KEEDUS E	11	ULP P	13	SAARMETS M	0:54
4	RAUDLA S	6	PUIDET J	10	KERES K	11	ULP P	13	SAARMETS M	0:51
4	RAUDLA S	9	KEEDUS E	11	ULP P	12	RAADIK T	13	SAARMETS M	0:43
6	PUIDET J	10	KERES K	11	ULP P	12	RAADIK T	13	SAARMETS M	0:35

Score development

4	RAUDLA S	6	PUIDET J	10	KERES K	12	RAADIK T	13	SAARMETS M	2:57	+8
6	PUIDET J	9	KEEDUS E	10	KERES K	12	RAADIK T	13	SAARMETS M	9:10	+5
4	RAUDLA S	9	KEEDUS E	11	ULP P	12	RAADIK T	13	SAARMETS M	0:43	+4
4	RAUDLA S	6	PUIDET J	8	HAMARSALU T	11	ULP P	13	SAARMETS M	1:01	+3
4	RAUDLA S	6	PUIDET J	8	HAMARSALU T	9	KEEDUS E	12	RAADIK T	1:58	+3
6	PUIDET J	8	HAMARSALU T	9	KEEDUS E	10	KERES K	12	RAADIK T	2:29	+2
6	PUIDET J	9	KEEDUS E	11	ULP P	12	RAADIK T	13	SAARMETS M	4:43	+2
6	PUIDET J	8	HAMARSALU T	9	KEEDUS E	11	ULP P	12	RAADIK T	3:41	+1
4	RAUDLA S	6	PUIDET J	8	HAMARSALU T	11	ULP P	12	RAADIK T	1:20	0
9	KEEDUS E	10	KERES K	11	ULP P	12	RAADIK T	13	SAARMETS M	2:19	-1
4	RAUDLA S	6	PUIDET J	9	KEEDUS E	12	RAADIK T	13	SAARMETS M	2:54	-1
4	RAUDLA S	6	PUIDET J	11	ULP P	12	RAADIK T	13	SAARMETS M	4:25	0
4	RAUDLA S	6	PUIDET J	10	KERES K	11	ULP P	13	SAARMETS M	0:51	-2
4	RAUDLA S	8	HAMARSALU T	9	KEEDUS E	11	ULP P	13	SAARMETS M	0:54	-2
6	PUIDET J	10	KERES K	11	ULP P	12	RAADIK T	13	SAARMETS M	0:35	-3

LEGEND

+ Shot Made - Shot Missed

Timing and Results provided by  TISSOT



Game No: 27

Start List

Стартовый список

RUS vs KOR

Referee: AYALA PEREZ Jose Juan (MEX)

Umpire: MILLS Tim (AUS) / IVANOVIC Ivana (SRB)

RUS - Russian Fed.

No.	Name	Pos	Height m / ft in	Age	Current Games Statistics						
					PPG	FG%	3FG%	FT%	RPG	APG	MPG (GP)
4	GRIGORYEV Maxim	G	1.95/6'5"	23	14.0	50	53		4.0	3.0	16:04 (2)
5	ZARYAZHKO Victor	G	1.94/6'4"	20	6.5	50	33	50	3.5	4.0	16:05 (2)
6	ANTIPOV Pavel	F	2.02/6'8"	21	11.5	67	43	100	2.5	1.5	16:30 (2)
7	KARASEV Sergey	F	2.03/6'8"	19	28.0	69	64	100	4.0	2.5	19:22 (2)
8	IVLEV Vladimir	F	2.07/6'9"	23	5.5	57	0	100	5.0	0.0	11:16 (2)
9	KULAGIN Dmitrii	G	1.99/6'6"	21	14.0	56	60	63	4.5	4.5	20:08 (2)
10	VIKHROV Artem	G	1.95/6'5"	20	5.0	44	0	67	3.5	3.5	18:34 (2)
11	ANTONOV Semen	F	2.02/6'8"	23	8.0	41	20	50	3.5	2.0	16:55 (2)
12	ZUBKOV Andrey	F	2.05/6'9"	22	4.5	30	20	100	6.0	1.5	16:13 (2)
13	KHVOSTOV Dmitriy	G	1.90/6'3"	23	3.5	50	33		2.5	3.5	19:12 (2)
14	VALIEV Evgeny	F	2.05/6'9"	23	3.0	17	0	67	3.0	0.5	14:35 (2)
15	BALASHOV Nikita	F	2.07/6'9"	22	8.0	46	0	100	7.0	1.0	15:03 (2)
Team			2.00/6'7"	21.7	111.5	52	41	78	53.0	27.5	
Coach		KARASEV Vasily									
Assistant Coach		VASILYEV Alexey									

RUS Played		
PR	OMA	117 - 24
PR	EST	106 - 43
PR	KOR	9 JUL
PR	UKR	11 JUL
PR	GER	12 JUL


KOR - Korea

No.	Name	Pos	Height m / ft in	Age	Current Games Statistics						
					PPG	FG%	3FG%	FT%	RPG	APG	MPG (GP)
4	LEE Jaedo	G	1.81/5'11"	21	8.0	43	0	100	3.0	5.0	20:00 (1)
5	DOO Kyung Min	G	1.84/6'0"	21	16.0	44	41	75	4.5	3.5	26:42 (2)
6	HEO Ung	G	1.86/6'1"	19	15.0	69	56	100	3.5	1.0	16:35 (2)
7	PARK Jae Hyun	G	1.85/6'1"	22	3.5	38	25		1.5	1.5	15:20 (2)
8	KIM Jihoo	F	1.88/6'2"	21	14.5	53	50	80	1.0	2.0	18:05 (2)
9	LEE Hyeon Seok	F	1.89/6'2"	20	10.0	40	40	67	5.0	1.0	20:00 (1)
10	BAE Soo Yone	F	1.96/6'5"	21	4.0	50	50		0.0	1.0	12:36 (2)
11	JEON Seong Hyen	F	1.90/6'3"	21	11.0	44	40		2.0	1.0	18:33 (2)
12	HAN Ho Bin	G	1.81/5'11"	21	7.0	36	33	71	1.0	4.5	22:08 (2)
13	JEONG Hyo Geun	C	2.00/6'7"	19	14.5	69	71	67	1.0	0.5	19:42 (2)
14	LEE Dae Heon	C	1.98/6'6"	21	6.5	40		83	9.5	0.5	21:53 (2)
15	KIM Jun Yi	C	2.01/6'7"	21	12.0	50		67	6.0	1.0	20:55 (2)
Team			1.90/6'3"	20.7	113.0	50	44	76	36.5	19.5	

KOR Played		
PR	UKR	100 - 98
PR	OMA	126 - 77
PR	RUS	9 JUL
PR	GER	11 JUL
PR	EST	12 JUL

LEGEND

(1)	Point Guard	(2)	Shooting Guard	(3)	Small Forward	(4)	Power Forward	(5)	Centre
(C)	Captain	3FG%	3 Points Field Goals %	APG	Assists per Game	C	Centre	F	Forward
FG%	Field Goals %	FT%	Free Throws %	G	Guard	GP	Games Played	MPG	Minutes Played per Game
Pos	Playing Position	PPG	Points per Game	PR	Preliminary Round	RPG	Rebounds per Game		

Timing and Results provided by  TISSOT



Game No: 27

Results
Результаты

Attendance: 1500

Match Duration: 1:36

RUS 113 vs 53 KOR
(27:14, 30:15, 33:13, 23:11)

Referee: AYALA PEREZ Jose Juan (MEX)

Commissioner:

Umpire: MILLS Tim (AUS) / IVANOVIC Ivana (SRB)

Scoring by 5 min intervals:	RUS	Q1		Q2		Q3		Q4	
		10	27	44	57	72	90	102	113
	KOR	10	14	23	29	34	42	49	53

RUS - Russian Fed.

No.	Name	MIN	Field Goals		2 Points		3 Points		Free Throws		Rebounds			AS	TO	ST	BS	PF	FD	PTS
			M/A	%	M/A	%	M/A	%	M/A	%	OR	DR	TOT							
4	GRIGORYEV Maxim	16:37	5/7	71	2/2	100	3/5	60	0/1	0	0	2	2	2	0	3	0	2	2	13
*5	ZARYAZHKO Victor	16:26	1/3	33	1/2	50	0/1	0	0/1	0	0	4	4	2	0	1	0	1	1	2
6	ANTIPOV Pavel	17:35	5/8	63	5/6	83	0/2	0	0/0	0	0	3	3	0	1	0	2	1	2	10
*7	KARASEV Sergey	21:12	8/10	80	4/5	80	4/5	80	0/0	0	3	2	5	7	1	1	0	0	0	20
8	IVLEV Vladimir	9:36	2/3	67	2/3	67	0/0	0	1/4	25	1	2	3	1	0	1	0	3	2	5
9	KULAGIN Dmitrii	19:25	4/7	57	3/4	75	1/3	33	1/2	50	2	7	9	5	4	0	0	3	3	10
10	VIKHROV Artem	19:11	3/3	100	3/3	100	0/0	0	0/0	0	0	4	4	4	2	1	0	0	1	6
11	ANTONOV Semen	15:38	6/8	75	5/7	71	1/1	100	0/0	0	0	1	1	3	0	1	1	1	0	13
*12	ZUBKOV Andrey	14:10	4/7	57	4/6	67	0/1	0	4/4	100	1	4	5	1	1	2	1	2	3	12
*13	KHVOSTOV Dmitriy	20:19	2/4	50	1/1	100	1/3	33	1/2	50	0	0	0	5	1	0	0	1	2	6
14	VALIEV Evgeny	15:05	5/7	71	5/6	83	0/1	0	0/0	0	1	5	6	0	0	2	1	4	0	10
*15	BALASHOV Nikita	14:46	3/8	38	3/7	43	0/1	0	0/0	0	1	4	5	1	0	0	1	2	0	6
Team / Coach																				
Totals			48/75	64	38/52	73	10/23	43	7/14	50	9	38	47	31	10	12	6	20	16	113
Coach		KARASEV Vasily																		
Assistant Coach		VASILYEV Alexey																		

KOR - Korea

No.	Name	MIN	Field Goals		2 Points		3 Points		Free Throws		Rebounds			AS	TO	ST	BS	PF	FD	PTS
			M/A	%	M/A	%	M/A	%	M/A	%	OR	DR	TOT							
4	LEE Jaedo	7:26	0/0	0	0/0	0	0/0	0	0/2	0	0	0	0	0	0	0	0	0	1	0
*5	DOO Kyung Min	29:23	3/13	23	2/7	29	1/6	17	3/4	75	0	1	1	0	3	0	0	2	3	10
6	HEO Ung	8:50	1/2	50	0/0	0	1/2	50	0/0	0	0	0	0	0	2	0	0	1	0	3
*7	PARK Jae Hyun	27:26	2/5	40	1/2	50	1/3	33	0/0	0	1	2	3	2	2	3	0	3	3	5
8	KIM Jihoo	5:07	0/1	0	0/0	0	0/1	0	0/0	0	0	1	1	0	0	0	0	2	1	0
9	LEE Hyeon Seok	5:18	0/0	0	0/0	0	0/0	0	0/0	0	0	0	0	0	0	0	0	0	0	0
10	BAE Soo Yone	8:29	0/4	0	0/1	0	0/3	0	0/0	0	0	0	0	0	0	0	0	3	0	0
11	JEON Seong Hyen	12:34	1/4	25	1/2	50	0/2	0	0/0	0	1	1	2	0	1	0	0	0	0	2
12	HAN Ho Bin	18:02	0/4	0	0/2	0	0/2	0	0/0	0	0	1	1	1	0	0	0	1	0	0
*13	JEONG Hyo Geun	17:02	5/8	63	3/6	50	2/2	100	2/5	40	1	3	4	0	3	1	0	1	5	14
*14	LEE Dae Heon	30:23	4/9	44	4/9	44	0/0	0	2/2	100	2	5	7	1	4	0	0	2	1	10
*15	KIM Jun YI	30:00	3/9	33	3/9	33	0/0	0	3/7	43	1	4	5	3	3	1	0	1	6	9
Team / Coach																				
Totals			19/59	32	14/38	37	5/21	24	10/20	50	7	21	28	7	18	5	0	16	20	53

	RUS	KOR
Points from Turnovers	30	13
Points in the Paint	68	26
Second Chance Points	15	8
Fast Break Points	23	10

	RUS	KOR
Biggest Lead	60	2
Biggest Scoring Run	23-0 (35-14)	8-0 (10-12)
Lead Changes	3	
Times Tied	4	

LEGEND			
%	Shooting Percentage	(C)	Captain
BS	Blocked Shots	DR	Defensive Rebounds
OR	Offensive Rebounds	OTx	Overtime
S	Suspended	ST	Steals
(I)	Injured	FD	Fouls Drawn
PF	Fouls	PTS	Points
TO	Turnovers	TOT	Total Rebounds
*	Starters	AS	Assists
M/A	Made / Attempts	MIN	Minutes Played
Qx	Quarter Time		

Timing and Results provided by TISSOT



Game No: 27

Shot Chart

Схема бросков

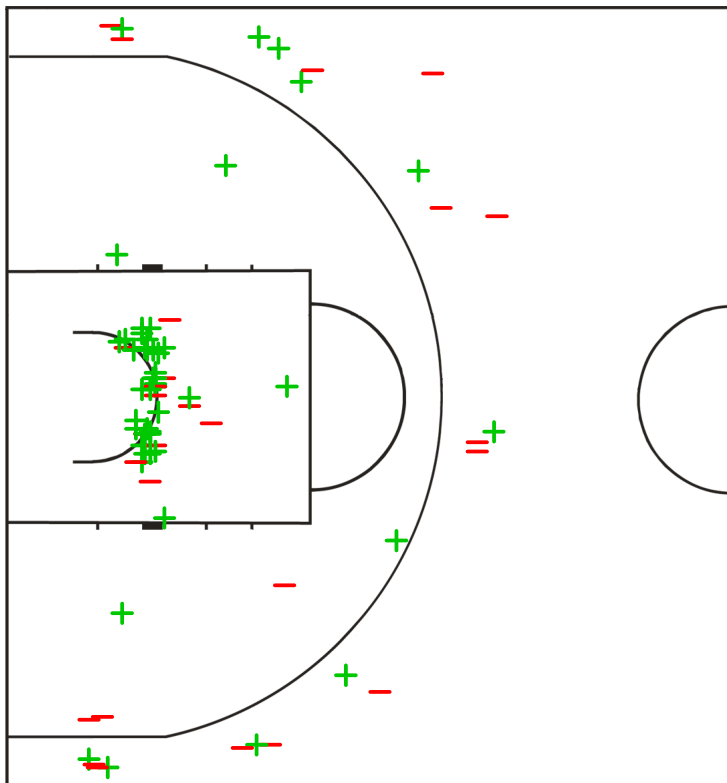
RUS 113 vs 53 KOR

(27 - 14, 30 - 15, 33 - 13, 23 - 11)

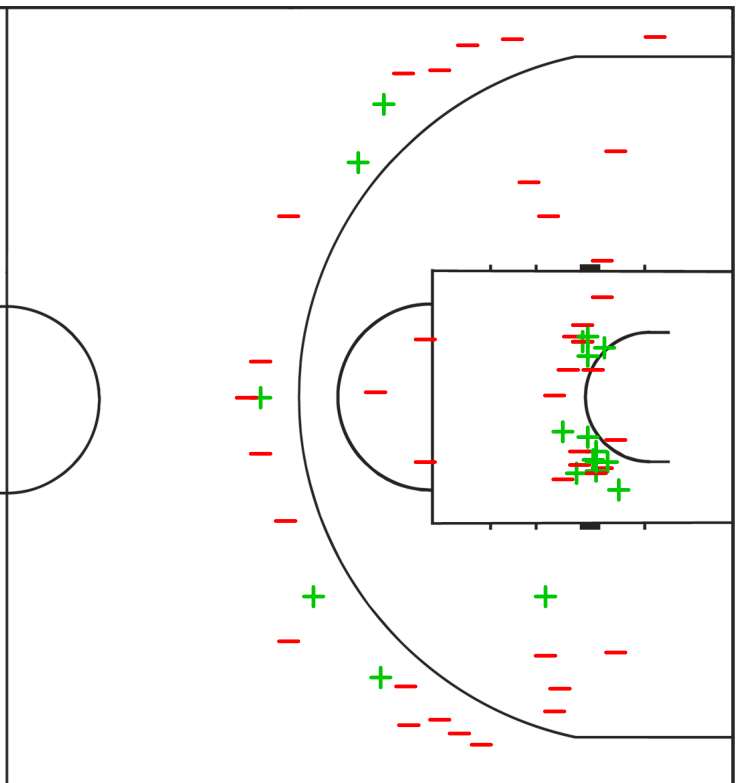
Scoring by 5 min intervals:

	Q1		Q2		Q3		Q4	
RUS	10	27	44	57	72	90	102	113
KOR	10	14	23	29	34	42	49	53

RUS - Russian Fed.



KOR - Korea



LEGEND

+ Shot Made

- Shot Missed

Timing and Results provided by **TISSOT**



Game No: 27

Shot Chart
Схема бросков

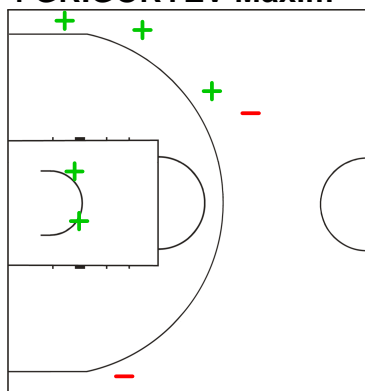
RUS 113 vs 53 KOR
(27 - 14, 30 - 15, 33 - 13, 23 - 11)

Scoring by 5 min intervals:

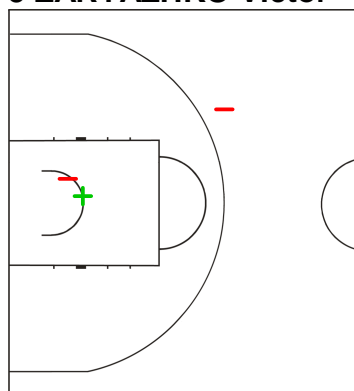
	Q1		Q2		Q3		Q4	
RUS	10	27	44	57	72	90	102	113
KOR	10	14	23	29	34	42	49	53

RUS - Russian Fed.

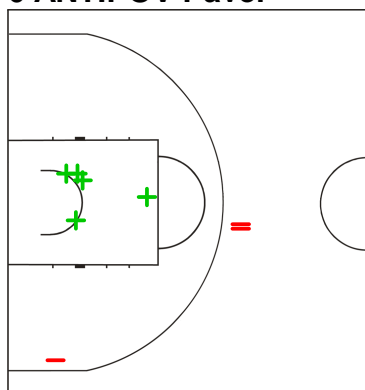
4 GRIGORYEV Maxim



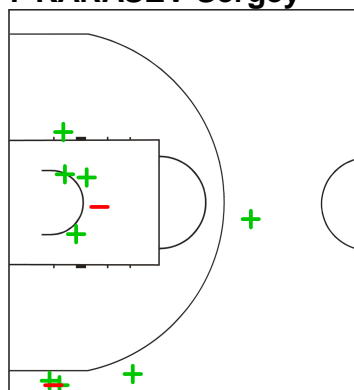
5 ZARYAZHKO Victor



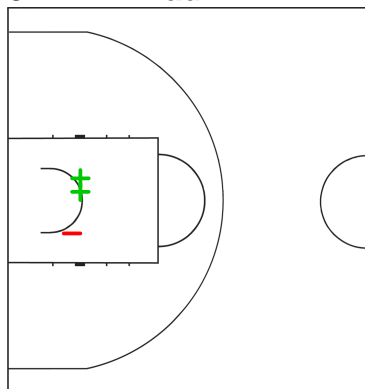
6 ANTIPOV Pavel



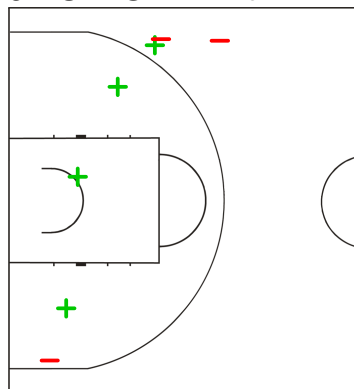
7 KARASEV Sergey



8 IVLEV Vladimir



9 KULAGIN Dmitrii



LEGEND

+ Shot Made

-

Shot Missed

Timing and Results provided by TISSOT



Game No: 27

Shot Chart
Схема бросков

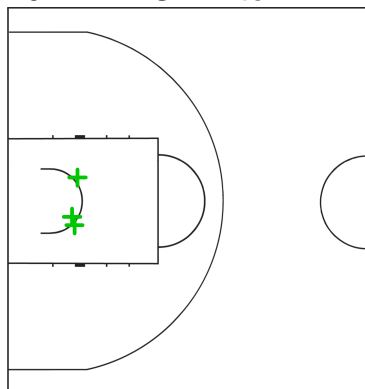
RUS 113 vs 53 KOR
(27 - 14, 30 - 15, 33 - 13, 23 - 11)

Scoring by 5 min intervals:

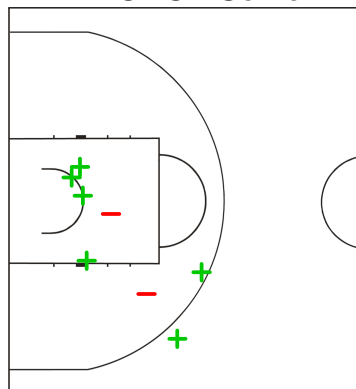
	Q1		Q2		Q3		Q4	
RUS	10	27	44	57	72	90	102	113
KOR	10	14	23	29	34	42	49	53

RUS - Russian Fed.

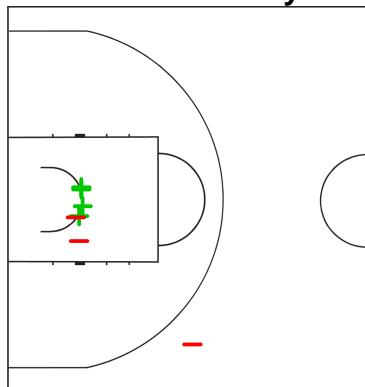
10 VIKHROV Artem



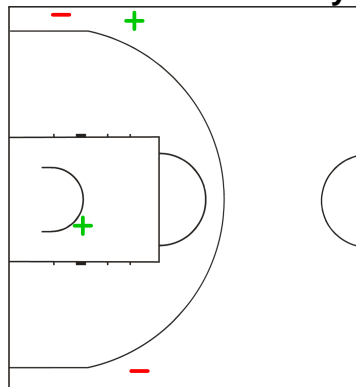
11 ANTONOV Semen



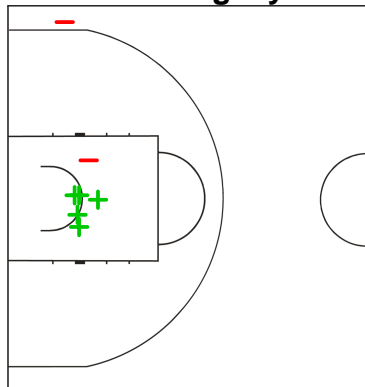
12 ZUBKOV Andrey



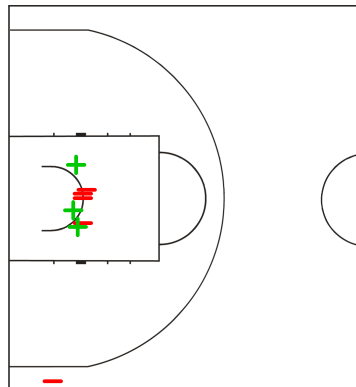
13 KHVOSTOV Dmitriy



14 VALIEV Evgeny



15 BALASHOV Nikita



LEGEND

+ Shot Made

-

Shot Missed

Timing and Results provided by **TISSOT**



Game No: 27

Shot Chart
Схема бросков

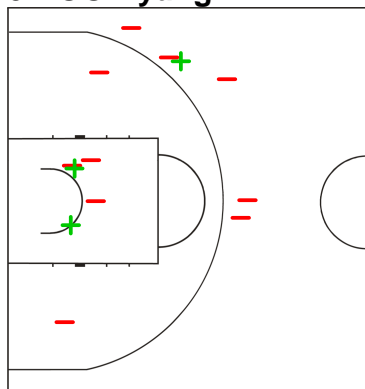
RUS 113 vs 53 KOR
(27 - 14, 30 - 15, 33 - 13, 23 - 11)

Scoring by 5 min intervals:

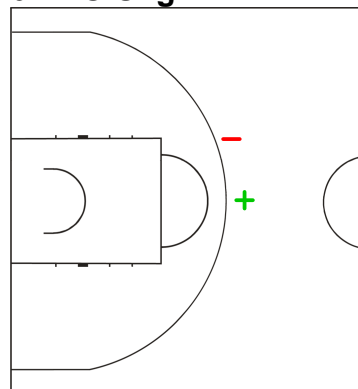
	Q1		Q2		Q3		Q4	
RUS	10	27	44	57	72	90	102	113
KOR	10	14	23	29	34	42	49	53

KOR - Korea

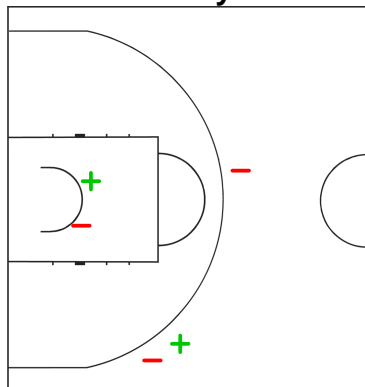
5 DOO Kyung Min



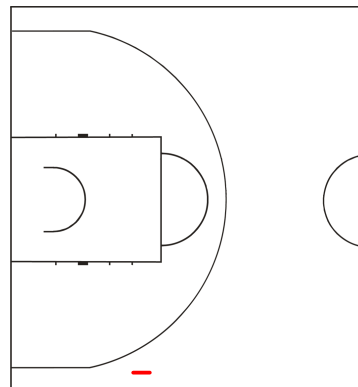
6 HEO Ung



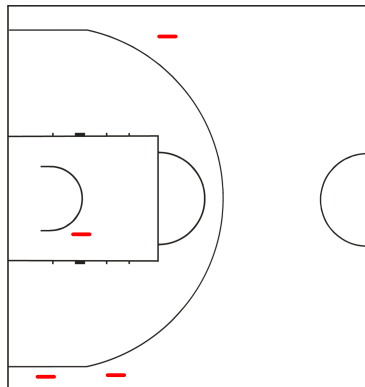
7 PARK Jae Hyun



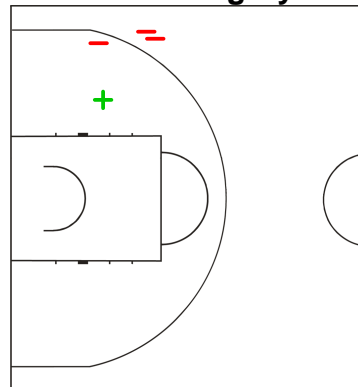
8 KIM Jihoo



10 BAE Soo Yone



11 JEON Seong Hyen



LEGEND

+ Shot Made

-

Shot Missed

Timing and Results provided by TISSOT



Game No: 27

Shot Chart
Схема бросков

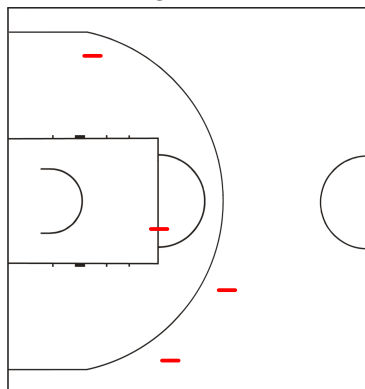
RUS 113 vs 53 KOR
(27 - 14, 30 - 15, 33 - 13, 23 - 11)

Scoring by 5 min intervals:

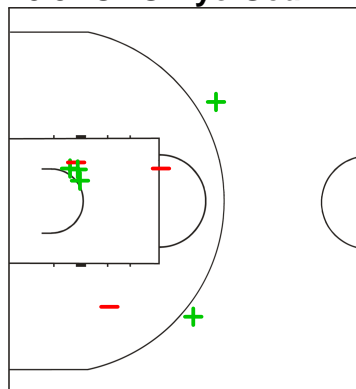
	Q1		Q2		Q3		Q4	
RUS	10	27	44	57	72	90	102	113
KOR	10	14	23	29	34	42	49	53

KOR - Korea

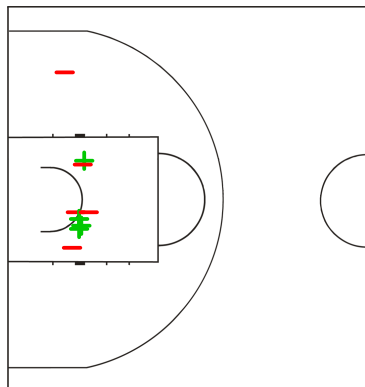
12 HAN Ho Bin



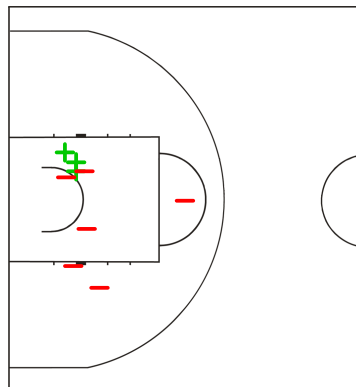
13 JEONG Hyo Geun



14 LEE Dae Heon



15 KIM Jun YI



LEGEND

+ Shot Made

- Shot Missed



Game No: 27

Lineup Analysis

Анализ

RUS 113 vs 53 KOR

RUS

Lineup efficiency

5	ZARYAZHKO V	7	KARASEV S	10	VIKHROV A	11	ANTONOV S	14	VALIEV E	4:23
5	ZARYAZHKO V	7	KARASEV S	12	ZUBKOV A	13	KHVOSTOV D	15	BALASHOV N	3:45
4	GRIGORYEV M	6	ANTIPOV P	9	KULAGIN D	13	KHVOSTOV D	15	BALASHOV N	3:45
4	GRIGORYEV M	7	KARASEV S	12	ZUBKOV A	13	KHVOSTOV D	15	BALASHOV N	3:40
6	ANTIPOV P	8	IVLEV V	9	KULAGIN D	12	ZUBKOV A	13	KHVOSTOV D	3:36
4	GRIGORYEV M	6	ANTIPOV P	7	KARASEV S	11	ANTONOV S	13	KHVOSTOV D	3:11
4	GRIGORYEV M	9	KULAGIN D	10	VIKHROV A	11	ANTONOV S	14	VALIEV E	3:11
4	GRIGORYEV M	7	KARASEV S	10	VIKHROV A	11	ANTONOV S	14	VALIEV E	2:22
5	ZARYAZHKO V	6	ANTIPOV P	8	IVLEV V	9	KULAGIN D	10	VIKHROV A	2:10
5	ZARYAZHKO V	8	IVLEV V	9	KULAGIN D	10	VIKHROV A	14	VALIEV E	1:55
5	ZARYAZHKO V	6	ANTIPOV P	10	VIKHROV A	11	ANTONOV S	14	VALIEV E	1:19
5	ZARYAZHKO V	6	ANTIPOV P	8	IVLEV V	10	VIKHROV A	14	VALIEV E	1:13
7	KARASEV S	9	KULAGIN D	10	VIKHROV A	11	ANTONOV S	12	ZUBKOV A	1:12
7	KARASEV S	9	KULAGIN D	12	ZUBKOV A	13	KHVOSTOV D	15	BALASHOV N	1:00
7	KARASEV S	9	KULAGIN D	10	VIKHROV A	12	ZUBKOV A	15	BALASHOV N	0:57
5	ZARYAZHKO V	6	ANTIPOV P	7	KARASEV S	13	KHVOSTOV D	15	BALASHOV N	0:42
6	ANTIPOV P	8	IVLEV V	9	KULAGIN D	13	KHVOSTOV D	14	VALIEV E	0:40
5	ZARYAZHKO V	6	ANTIPOV P	9	KULAGIN D	10	VIKHROV A	15	BALASHOV N	0:29
4	GRIGORYEV M	5	ZARYAZHKO V	6	ANTIPOV P	9	KULAGIN D	15	BALASHOV N	0:28
5	ZARYAZHKO V	6	ANTIPOV P	8	IVLEV V	9	KULAGIN D	14	VALIEV E	0:02

Score development

4	GRIGORYEV M	7	KARASEV S	10	VIKHROV A	11	ANTONOV S	14	VALIEV E	2:22	+12
5	ZARYAZHKO V	7	KARASEV S	10	VIKHROV A	11	ANTONOV S	14	VALIEV E	4:23	+10
4	GRIGORYEV M	6	ANTIPOV P	9	KULAGIN D	13	KHVOSTOV D	15	BALASHOV N	3:45	+8
4	GRIGORYEV M	9	KULAGIN D	10	VIKHROV A	11	ANTONOV S	14	VALIEV E	3:11	+6
7	KARASEV S	9	KULAGIN D	10	VIKHROV A	11	ANTONOV S	12	ZUBKOV A	1:12	+5
6	ANTIPOV P	8	IVLEV V	9	KULAGIN D	12	ZUBKOV A	13	KHVOSTOV D	3:36	+5
4	GRIGORYEV M	7	KARASEV S	12	ZUBKOV A	13	KHVOSTOV D	15	BALASHOV N	3:40	+5
5	ZARYAZHKO V	6	ANTIPOV P	10	VIKHROV A	11	ANTONOV S	14	VALIEV E	1:19	+4
5	ZARYAZHKO V	7	KARASEV S	12	ZUBKOV A	13	KHVOSTOV D	15	BALASHOV N	3:45	+4
7	KARASEV S	9	KULAGIN D	12	ZUBKOV A	13	KHVOSTOV D	15	BALASHOV N	1:00	+2
5	ZARYAZHKO V	6	ANTIPOV P	8	IVLEV V	10	VIKHROV A	14	VALIEV E	1:13	+2
6	ANTIPOV P	8	IVLEV V	9	KULAGIN D	13	KHVOSTOV D	14	VALIEV E	0:40	+1
5	ZARYAZHKO V	8	IVLEV V	9	KULAGIN D	10	VIKHROV A	14	VALIEV E	1:55	+1
5	ZARYAZHKO V	6	ANTIPOV P	8	IVLEV V	9	KULAGIN D	10	VIKHROV A	2:10	+1
4	GRIGORYEV M	6	ANTIPOV P	7	KARASEV S	11	ANTONOV S	13	KHVOSTOV D	3:11	+1
5	ZARYAZHKO V	6	ANTIPOV P	8	IVLEV V	9	KULAGIN D	14	VALIEV E	0:02	0
4	GRIGORYEV M	5	ZARYAZHKO V	6	ANTIPOV P	9	KULAGIN D	15	BALASHOV N	0:28	0
5	ZARYAZHKO V	6	ANTIPOV P	9	KULAGIN D	10	VIKHROV A	15	BALASHOV N	0:29	0
7	KARASEV S	9	KULAGIN D	10	VIKHROV A	12	ZUBKOV A	15	BALASHOV N	0:57	-3
5	ZARYAZHKO V	6	ANTIPOV P	7	KARASEV S	13	KHVOSTOV D	15	BALASHOV N	0:42	-4



Game No: 27

Lineup Analysis

Анализ

KOR

Lineup efficiency


5 DOO K	7 PARK J	12 HAN H	14 LEE D	15 KIM J	7:21
5 DOO K	7 PARK J	11 JEON S	14 LEE D	15 KIM J	7:14
4 LEE J	6 HEO U	8 KIM J	13 JEONG H	15 KIM J	3:36
7 PARK J	11 JEON S	12 HAN H	14 LEE D	15 KIM J	3:11
5 DOO K	7 PARK J	10 BAE S	12 HAN H	13 JEONG H	3:11
5 DOO K	6 HEO U	7 PARK J	14 LEE D	15 KIM J	3:03
5 DOO K	7 PARK J	13 JEONG H	14 LEE D	15 KIM J	2:46
4 LEE J	9 LEE H	10 BAE S	13 JEONG H	14 LEE D	2:19
5 DOO K	9 LEE H	10 BAE S	12 HAN H	13 JEONG H	2:10
5 DOO K	11 JEON S	12 HAN H	14 LEE D	15 KIM J	2:09
4 LEE J	6 HEO U	8 KIM J	13 JEONG H	14 LEE D	1:31
5 DOO K	9 LEE H	10 BAE S	13 JEONG H	14 LEE D	0:49
5 DOO K	6 HEO U	7 PARK J	13 JEONG H	15 KIM J	0:40

Score development

5 DOO K	9 LEE H	10 BAE S	13 JEONG H	14 LEE D	0:49	+1
5 DOO K	9 LEE H	10 BAE S	12 HAN H	13 JEONG H	2:10	-1
5 DOO K	6 HEO U	7 PARK J	13 JEONG H	15 KIM J	0:40	-2
5 DOO K	11 JEON S	12 HAN H	14 LEE D	15 KIM J	2:09	-2
5 DOO K	7 PARK J	10 BAE S	12 HAN H	13 JEONG H	3:11	-2
5 DOO K	6 HEO U	7 PARK J	14 LEE D	15 KIM J	3:03	-3
4 LEE J	9 LEE H	10 BAE S	13 JEONG H	14 LEE D	2:19	-4
4 LEE J	6 HEO U	8 KIM J	13 JEONG H	15 KIM J	3:36	-5
4 LEE J	6 HEO U	8 KIM J	13 JEONG H	14 LEE D	1:31	-6
5 DOO K	7 PARK J	13 JEONG H	14 LEE D	15 KIM J	2:46	-6
7 PARK J	11 JEON S	12 HAN H	14 LEE D	15 KIM J	3:11	-6
5 DOO K	7 PARK J	11 JEON S	14 LEE D	15 KIM J	7:14	-7
5 DOO K	7 PARK J	12 HAN H	14 LEE D	15 KIM J	7:21	-18

LEGEND

+ Shot Made - Shot Missed

Timing and Results provided by  TISSOT



Game No: 41

Start List

Стартовый список

EST vs OMA

Referee: DINIZ Karla (BRA)

Umpire: OLIVEROS HENRIQUEZ Rodrigo Miguel (CHI) / ZAPOLSKI Dariusz (POL)

EST - Estonia

No.	Name	Pos	Height m / ft in	Age	Current Games Statistics						
					PPG	FG%	3FG%	FT%	RPG	APG	MPG (GP)
4	RAUDLA Siim	G	1.90/6'3"	23	0.0	0	0		4.7	2.0	24:29 (3)
6	PUIDET Jaan	G	1.93/6'4"	21	6.0	21	20	90	6.7	3.0	30:56 (3)
8	HAMARSALU Taavi	C	2.01/6'7"	24	2.5	29	20		0.0	1.0	9:04 (2)
9	KEEDUS Erik	F	2.02/6'8"	23	5.7	30	20	50	6.7	1.7	28:39 (3)
10	KERES Kristjan	F	1.97/6'6"	23	9.0	38	38	67	2.3	0.7	27:29 (3)
11	ULP Priidik	G	1.91/6'3"	21	8.0	50	44		1.0	0.5	21:48 (2)
12	RAADIK Toomas	C	2.03/6'8"	22	21.3	61	50	94	4.7	1.7	30:26 (3)
13	SAARMETS Madis	C	2.04/6'8"	23	7.7	36	18	20	5.7	1.0	27:58 (3)
14	LIIVAMAGI Kevin	C	2.00/6'7"	20	3.0	20	0	100	2.0	0.0	22:38 (1)
15	VOOLAID Kristjan	F	2.00/6'7"	21	3.0	23	0	0	3.5	0.0	15:21 (2)
Team			1.98/6'6"	22.1	59.7	37	26	77	39.3	11.0	
Coach		LILL Heino									
Assistant Coach		TAMMARU Margus									

EST Played		
PR	GER	65 - 59
PR	RUS	43 - 106
PR	UKR	71 - 52
PR	OMA	11 JUL
PR	KOR	12 JUL


OMA - Oman

No.	Name	Pos	Height m / ft in	Age	Current Games Statistics						
					PPG	FG%	3FG%	FT%	RPG	APG	MPG (GP)
4	AL SIBANI Ahmed		1.75/5'9"	21	1.3	29			1.0	0.3	18:04 (3)
5	AMABOU ALI Mahmood		1.84/6'0"	23	2.0	10	7	33	1.0	0.7	18:28 (3)
6	AL HALHALI Ahmed		1.88/6'2"	20	5.7	28	8	0	3.7	2.3	26:56 (3)
7	AL AAMRI Nouh		1.75/5'9"	21	5.0	23	28		1.7	0.3	17:49 (3)
8	AL ASMI Mohamed		1.86/6'1"	21	8.0	40	0	0	3.0	0.3	21:59 (3)
9	BANI ARABA Haitham		1.86/6'1"	19	6.0	40	0	100	3.3	0.3	20:31 (3)
11	AL YARABI Ashraf		1.87/6'2"	24	0.0	0			4.0	0.0	20:51 (1)
12	AL JAMOUDI Faisal		1.95/6'5"	22	1.5	25	25		0.0	0.0	13:14 (2)
13	AL AMRANI Mohammed		1.99/6'6"	19	4.0	30		0	2.7	0.0	15:24 (3)
14	AL SAADI Said		1.91/6'3"	19	6.0	64			2.3	0.3	17:24 (3)
15	AL FARRAJI Hassan		1.93/6'4"	24	5.3	41		100	7.0	0.7	27:36 (3)
Team			1.87/6'2"	21.2	44.3	32	15	50	30.0	5.3	
Coach		FILIP LUETIC Neven									
Assistant Coach		AL BUSAIDI Ghassan Mahasin									

OMA Played		
PR	RUS	24 - 117
PR	KOR	77 - 126
PR	GER	32 - 123
PR	EST	11 JUL
PR	UKR	12 JUL

LEGEND

(1)	Point Guard	(2)	Shooting Guard	(3)	Small Forward	(4)	Power Forward	(5)	Centre
(C)	Captain	3FG%	3 Points Field Goals %	APG	Assists per Game	C	Centre	F	Forward
FG%	Field Goals %	FT%	Free Throws %	G	Guard	GP	Games Played	MPG	Minutes Played per Game
Pos	Playing Position	PPG	Points per Game	PR	Preliminary Round	RPG	Rebounds per Game		

Timing and Results provided by  TISSOT



Game No: 41

Results
Результаты

Attendance: 400

Match Duration: 1:29

EST 77 vs 52 OMA
(32:18, 12:15, 16:4, 17:15)

Referee: DINIZ Karla (BRA) Commissioner:
Umpire: OLIVEROS HENRIQUEZ Rodrigo Miguel (CHI) / ZAPOLSKI Dariusz (POL)

Scoring by 5 min intervals:	EST	Q1		Q2		Q3		Q4	
		20	32	42	44	54	60	74	77
	OMA	6	18	23	33	33	37	43	52

EST - Estonia

No.	Name	MIN	Field Goals		2 Points		3 Points		Free Throws		Rebounds			AS	TO	ST	BS	PF	FD	PTS
			M/A	%	M/A	%	M/A	%	M/A	%	OR	DR	TOT							
4	RAUDLA Siim	28:12	1/4	25	1/4	25	0/0	0	0/0	0	2	2	4	0	2	0	1	0	1	2
*6	PUIDET Jaan	14:56	4/7	57	2/4	50	2/3	67	2/2	100	2	3	5	2	2	0	1	2	4	12
*8	HAMARSALU Taavi	27:16	3/10	30	1/3	33	2/7	29	0/0	0	0	3	3	2	1	3	0	3	0	8
*9	KEEDUS Erik	21:48	2/6	33	2/5	40	0/1	0	0/0	0	1	1	2	9	1	1	0	0	1	4
*10	KERES Kristjan	26:15	5/13	38	5/10	50	0/3	0	2/3	67	2	4	6	2	0	3	0	4	3	12
11	ULP Priidik	15:04	1/2	50	1/1	100	0/1	0	2/2	100	1	2	3	1	0	1	0	0	1	4
*12	RAADIK Toomas	19:07	9/9	100	9/9	100	0/0	0	2/2	100	0	3	3	3	1	2	1	1	1	20
13	SAARMETS Madis	14:37	2/4	50	2/3	67	0/1	0	2/2	100	0	4	4	0	3	0	2	1	1	6
14	LIIVAMAGI Kevin	12:45	0/6	0	0/3	0	0/3	0	2/2	100	1	2	3	0	3	0	0	1	1	2
15	VOOLAID Kristjan	20:00	3/8	38	3/5	60	0/3	0	1/2	50	1	7	8	1	2	1	0	3	2	7
Team / Coach											1	5	6		1					
Totals			30/69	43	26/47	55	4/22	18	13/15	87	11	36	47	20	16	11	5	15	15	77
Coach		LILL Heino																		
Assistant Coach		TAMMARU Margus																		

OMA - Oman

No.	Name	MIN	Field Goals		2 Points		3 Points		Free Throws		Rebounds			AS	TO	ST	BS	PF	FD	PTS
			M/A	%	M/A	%	M/A	%	M/A	%	OR	DR	TOT							
4	AL SIBANI Ahmed	32:44	1/6	17	0/4	0	1/2	50	2/2	100	0	5	5	6	6	4	0	3	3	5
5	AMABOU ALI Mahmood	0:00	0/0	0	0/0	0	0/0	0	0/0	0	0	0	0	0	0	0	0	0	0	0
*6	AL HALHALI Ahmed	29:39	5/18	28	4/10	40	1/8	13	2/5	40	2	5	7	1	5	2	0	2	5	13
*7	AL AAMRI Noun	32:47	5/21	24	2/8	25	3/13	23	1/2	50	2	3	5	0	4	1	0	1	1	14
8	AL ASMI Mohamed	25:52	2/6	33	1/5	20	1/1	100	2/3	67	0	5	5	0	2	1	0	3	2	7
*9	BANI ARABA Haiitham	22:13	1/3	33	1/2	50	0/1	0	0/0	0	1	2	3	1	2	0	0	0	0	2
11	AL YARABI Ashraf	0:00	0/0	0	0/0	0	0/0	0	0/0	0	0	0	0	0	0	0	0	0	0	0
12	AL JAMOUDI Faisal	0:00	0/0	0	0/0	0	0/0	0	0/0	0	0	0	0	0	0	0	0	0	0	0
13	AL AMRANI Mohammed	16:10	0/2	0	0/2	0	0/0	0	0/0	0	1	3	4	0	1	0	2	4	0	0
*14	AL SAADI Said	16:55	2/6	33	2/6	33	0/0	0	0/1	0	3	2	5	0	0	1	1	1	2	4
*15	AL FARRAJI Hassan	23:40	3/9	33	3/7	43	0/2	0	1/2	50	5	3	8	2	0	0	1	1	2	7
Team / Coach											3	2	5		2					
Totals			19/71	27	13/44	30	6/27	22	8/15	53	17	30	47	10	22	9	4	15	15	52
Coach		FILIP LUETIC Neven																		
Assistant Coach		AL BUSAIDI Ghassan Mahasin																		

	EST	OMA
Points from Turnovers	17	8
Points in the Paint	44	24
Second Chance Points	4	7
Fast Break Points	17	10

	EST	OMA
Biggest Lead	32	0
Biggest Scoring Run	12-0 (56-33)	10-0 (44-33)
Lead Changes		0
Times Tied		0

LEGEND			
%	Shooting Percentage	(C)	Captain
BS	Blocked Shots	DR	Defensive Rebounds
OR	Offensive Rebounds	OTx	Overtime
S	Suspended	ST	Steals
(I)	Injured	FD	Fouls Drawn
*	Starters	PF	Fouls
M/A	Made / Attempts	TO	Turnovers
PTS	Points	AS	Assists
TOT	Total Rebounds	MIN	Minutes Played
		Qx	Quarter Time

Timing and Results provided by TISSOT



Game No: 41

Shot Chart
Схема бросков

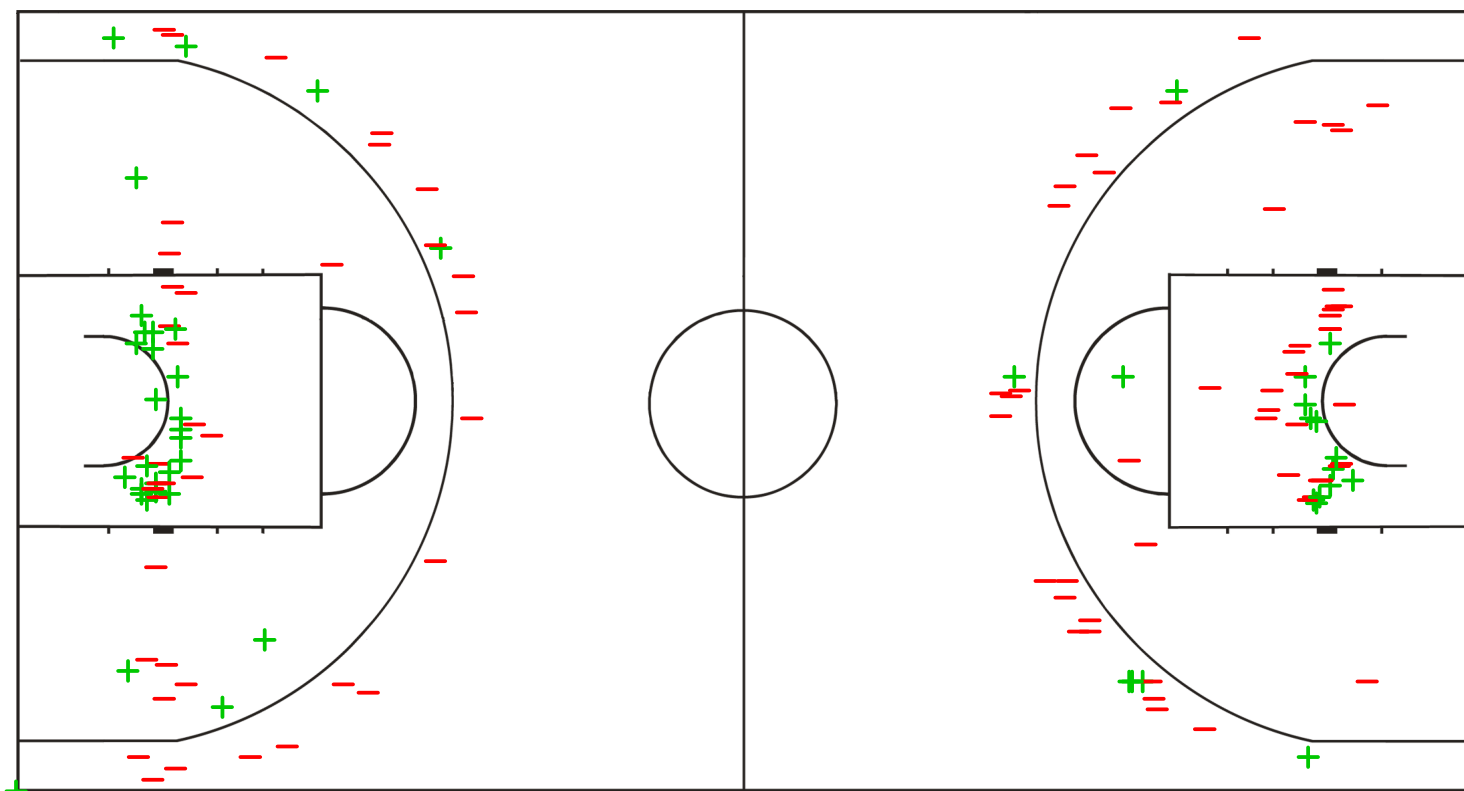
EST 77 vs 52 OMA
(32 - 18, 12 - 15, 16 - 4, 17 - 15)

Scoring by 5 min intervals:

	Q1		Q2		Q3		Q4	
EST	20	32	42	44	54	60	74	77
OMA	6	18	23	33	33	37	43	52

EST - Estonia

OMA - Oman



LEGEND	
+	Shot Made
-	Shot Missed

Timing and Results provided by **TISSOT**



Game No: 41

Shot Chart
Схема бросков

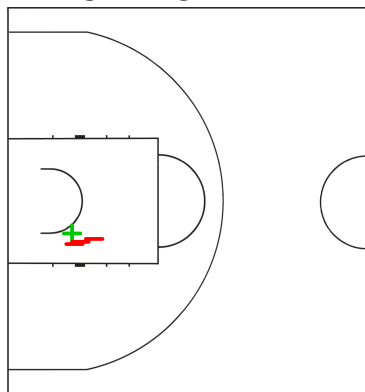
EST 77 vs 52 OMA
(32 - 18, 12 - 15, 16 - 4, 17 - 15)

Scoring by 5 min intervals:

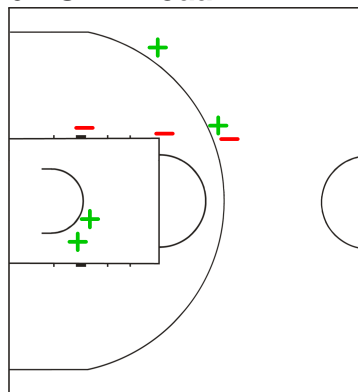
	Q1		Q2		Q3		Q4	
EST	20	32	42	44	54	60	74	77
OMA	6	18	23	33	33	37	43	52

EST - Estonia

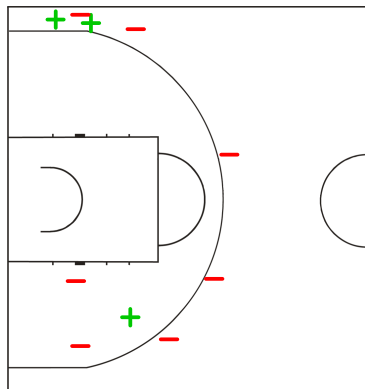
4 RAUDLA Siim



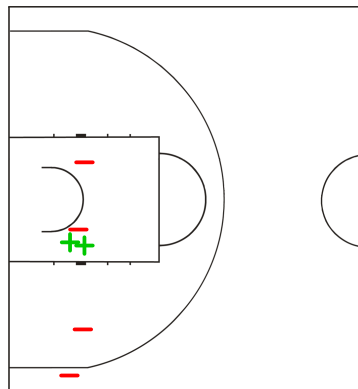
6 PUIDET Jaan



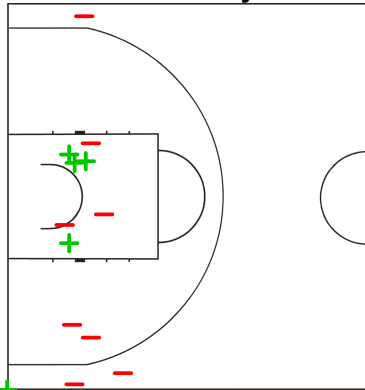
8 HAMARSALU Taavi



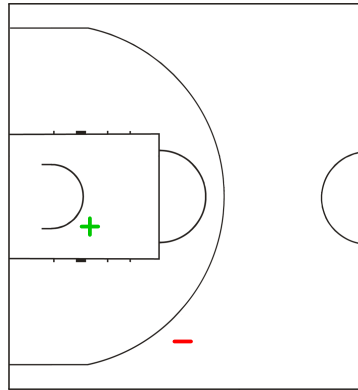
9 KEEDUS Erik



10 KERES Kristjan



11 ULP Priidik



LEGEND

+ Shot Made

-

Shot Missed

Timing and Results provided by TISSOT



Game No: 41

Shot Chart
Схема бросков

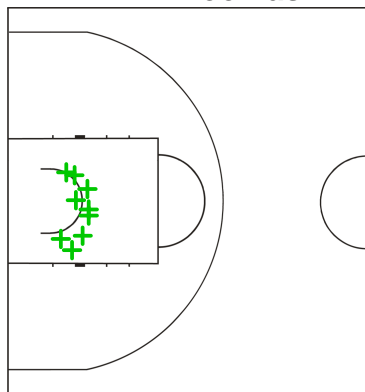
EST 77 vs 52 OMA
(32 - 18, 12 - 15, 16 - 4, 17 - 15)

Scoring by 5 min intervals:

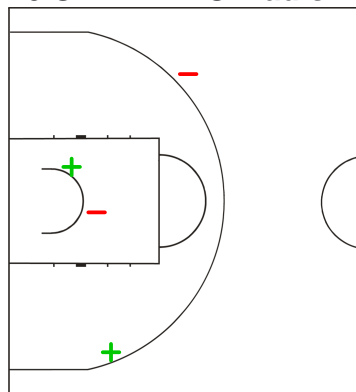
	Q1		Q2		Q3		Q4	
EST	20	32	42	44	54	60	74	77
OMA	6	18	23	33	33	37	43	52

EST - Estonia

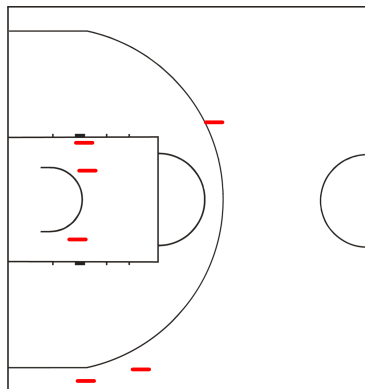
12 RAADIK Toomas



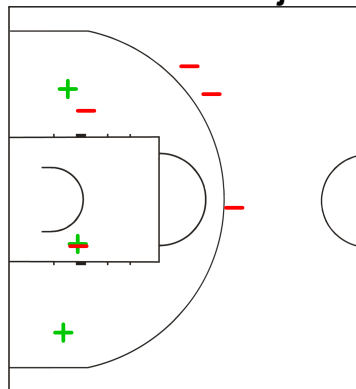
13 SAARMETS Madis



14 LIIVAMAGI Kevin



15 VOOLAID Kristjan



LEGEND

+ Shot Made

- Shot Missed

Timing and Results provided by **TISSOT**



Game No: 41

Shot Chart
Схема бросков

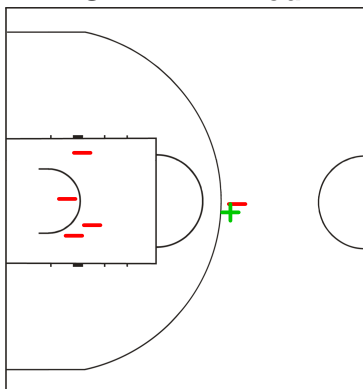
EST 77 vs 52 OMA
(32 - 18, 12 - 15, 16 - 4, 17 - 15)

Scoring by 5 min intervals:

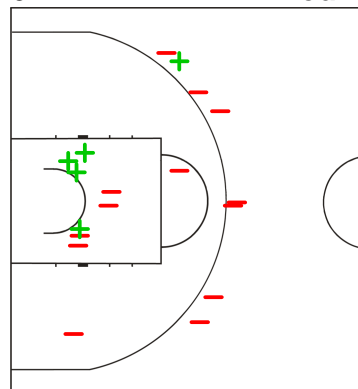
	Q1		Q2		Q3		Q4	
EST	20	32	42	44	54	60	74	77
OMA	6	18	23	33	33	37	43	52

OMA - Oman

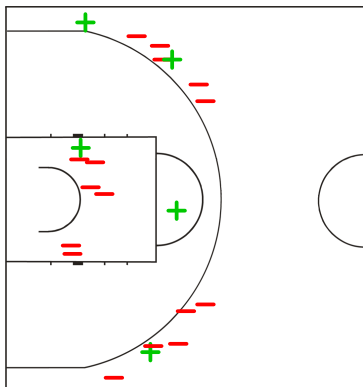
4 AL SIBANI Ahmed



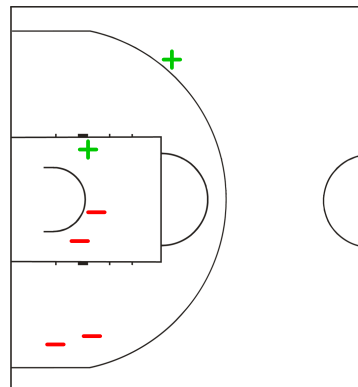
6 AL HALHALI Ahmed



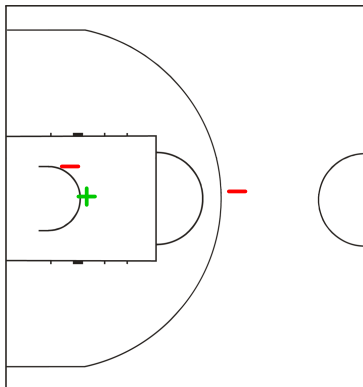
7 AL AAMRI Nouh



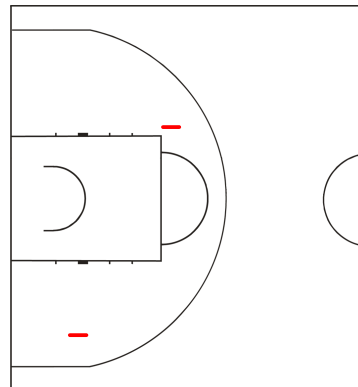
8 AL ASMI Mohamed



9 BANI ARABA Haitham



13 AL AMRANI Mohanned



LEGEND

+ Shot Made

- Shot Missed

Timing and Results provided by TISSOT



Game No: 41

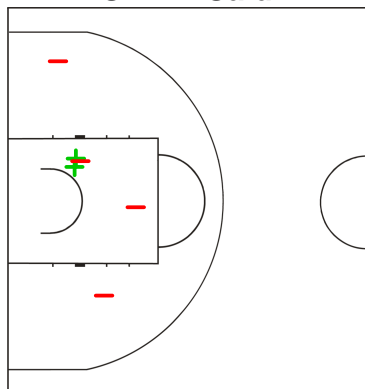
Shot Chart
Схема бросков

EST 77 vs 52 OMA
(32 - 18, 12 - 15, 16 - 4, 17 - 15)

Scoring by 5 min intervals:

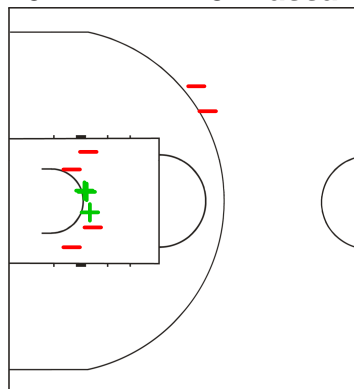
	Q1		Q2		Q3		Q4	
EST	20	32	42	44	54	60	74	77
OMA	6	18	23	33	33	37	43	52

14 AL SAADI Said



OMA - Oman

15 AL FARRAJI Hassan



LEGEND

+ Shot Made

- Shot Missed

Timing and Results provided by **TISSOT**



Game No: 41

Lineup Analysis

Анализ

EST 77 vs 52 OMA

EST

Lineup efficiency

6	PUIDET J	8	HAMARSALU T	9	KEEDUS E	10	KERES K	12	RAADIK T	10:00
4	RAUDLA S	8	HAMARSALU T	11	ULP P	14	LIIVAMAGI K	15	VOOLAID K	7:22
4	RAUDLA S	9	KEEDUS E	10	KERES K	12	RAADIK T	13	SAARMETS M	4:37
4	RAUDLA S	8	HAMARSALU T	9	KEEDUS E	10	KERES K	14	LIIVAMAGI K	4:19
4	RAUDLA S	10	KERES K	11	ULP P	13	SAARMETS M	15	VOOLAID K	3:37
4	RAUDLA S	8	HAMARSALU T	10	KERES K	11	ULP P	15	VOOLAID K	2:38
6	PUIDET J	9	KEEDUS E	12	RAADIK T	13	SAARMETS M	15	VOOLAID K	1:48
4	RAUDLA S	6	PUIDET J	12	RAADIK T	13	SAARMETS M	15	VOOLAID K	1:38
4	RAUDLA S	6	PUIDET J	8	HAMARSALU T	13	SAARMETS M	15	VOOLAID K	1:30
4	RAUDLA S	8	HAMARSALU T	11	ULP P	13	SAARMETS M	15	VOOLAID K	1:27
4	RAUDLA S	9	KEEDUS E	10	KERES K	12	RAADIK T	14	LIIVAMAGI K	1:04

Score development

6	PUIDET J	8	HAMARSALU T	9	KEEDUS E	10	KERES K	12	RAADIK T	10:00	+14
4	RAUDLA S	9	KEEDUS E	10	KERES K	12	RAADIK T	13	SAARMETS M	4:37	+9
4	RAUDLA S	8	HAMARSALU T	10	KERES K	11	ULP P	15	VOOLAID K	2:38	+5
6	PUIDET J	9	KEEDUS E	12	RAADIK T	13	SAARMETS M	15	VOOLAID K	1:48	+4
4	RAUDLA S	9	KEEDUS E	10	KERES K	12	RAADIK T	14	LIIVAMAGI K	1:04	+3
4	RAUDLA S	6	PUIDET J	12	RAADIK T	13	SAARMETS M	15	VOOLAID K	1:38	+3
4	RAUDLA S	8	HAMARSALU T	11	ULP P	13	SAARMETS M	15	VOOLAID K	1:27	-1
4	RAUDLA S	8	HAMARSALU T	9	KEEDUS E	10	KERES K	14	LIIVAMAGI K	4:19	0
4	RAUDLA S	6	PUIDET J	8	HAMARSALU T	13	SAARMETS M	15	VOOLAID K	1:30	-2
4	RAUDLA S	8	HAMARSALU T	11	ULP P	14	LIIVAMAGI K	15	VOOLAID K	7:22	-3
4	RAUDLA S	10	KERES K	11	ULP P	13	SAARMETS M	15	VOOLAID K	3:37	-7



Game No: 42

Start List

Стартовый список

GER vs KOR

Referee: VECHERSKIS Mindaugas (LTU)

Umpire: KOVER Fabio (BRA) / CALDWELL Toni le Anne (AUS)

GER - Germany

No.	Name	Pos	Height m / ft in	Age	Current Games Statistics						
					PPG	FG%	3FG%	FT%	RPG	APG	MPG (GP)
4	CANTY Anthony	G	1.83/6'0"	22	10.3	32	9	93	1.0	1.7	20:40 (3)
5	JOENKE Till-Joscha	G	1.89/6'2"	21	5.0	32	0	60	5.0	0.7	19:26 (3)
6	KOCH Florian	F	1.97/6'6"	21	4.0	67	0		6.0	0.0	13:03 (1)
7	KLEIN Konstantin	G	1.87/6'2"	22	8.7	50	33	100	3.7	2.0	20:15 (3)
8	SCHMIDT Stefan	C	2.04/6'8"	24	10.0	50		71	5.3	1.3	19:34 (3)
9	MOENNINGHOFF Mathis	G	2.00/6'7"	21	11.0	37	31	89	2.0	1.3	24:59 (3)
10	KRAMER Dennis	F	2.08/6'10"	21	5.3	50	0		3.3	1.0	10:09 (3)
11	ZEIS Peter	F	1.97/6'6"	24	5.7	29	23	80	3.0	0.3	20:34 (3)
12	WENDT Ole	G	1.90/6'3"	20	6.3	31	29	25	4.7	2.0	23:59 (3)
13	WOHLFARTH-BOTTERMANN Jonas	C	2.07/6'9"	23	15.3	67		50	7.7	1.0	24:29 (3)
14	VOIGTMANN Johannes	C	2.08/6'10"	20	6.3	54		56	6.7	2.0	12:25 (3)
15	ZIEGENHAGEN Malte	G	1.93/6'4"	22	1.3	25	0		2.7	1.7	6:30 (3)
Team			1.97/6'6"	21.8	86.7	43	21	71	51.7	15.0	
Coach		STOLZ Olaf									
Assistant Coach		BAUER Robert									

GER Played		
PR	EST	59 - 65
PR	UKR	78 - 58
PR	OMA	123 - 32
PR	KOR	11 JUL
PR	RUS	12 JUL


KOR - Korea

No.	Name	Pos	Height m / ft in	Age	Current Games Statistics						
					PPG	FG%	3FG%	FT%	RPG	APG	MPG (GP)
4	LEE Jaedo	G	1.81/5'11"	21	4.0	43	0	50	1.5	2.5	13:43 (2)
5	DOO Kyung Min	G	1.84/6'0"	21	14.0	37	35	75	3.3	2.3	27:35 (3)
6	HEO Ung	G	1.86/6'1"	19	11.0	67	55	100	2.3	0.7	14:00 (3)
7	PARK Jae Hyun	G	1.85/6'1"	22	4.0	38	29		2.0	1.7	19:22 (3)
8	KIM Jihoo	F	1.88/6'2"	21	9.7	50	45	80	1.0	1.3	13:45 (3)
9	LEE Hyeon Seok	F	1.89/6'2"	20	5.0	40	40	67	2.5	0.5	12:39 (2)
10	BAE Soo Yone	F	1.96/6'5"	21	2.7	30	29		0.0	0.7	11:13 (3)
11	JEON Seong Hyen	F	1.90/6'3"	21	8.0	41	35		2.0	0.7	16:33 (3)
12	HAN Ho Bin	G	1.81/5'11"	21	4.7	27	20	71	1.0	3.3	20:46 (3)
13	JEONG Hyo Geun	C	2.00/6'7"	19	14.3	67	78	50	2.0	0.3	18:48 (3)
14	LEE Dae Heon	C	1.98/6'6"	21	7.7	42		88	8.7	0.7	24:43 (3)
15	KIM Jun Yi	C	2.01/6'7"	21	11.0	44		56	5.7	1.7	23:56 (3)
Team			1.90/6'3"	20.7	93.0	45	39	68	33.7	15.3	

KOR Played		
PR	UKR	100 - 98
PR	OMA	126 - 77
PR	RUS	53 - 113
PR	GER	11 JUL
PR	EST	12 JUL

LEGEND

(1)	Point Guard	(2)	Shooting Guard	(3)	Small Forward	(4)	Power Forward	(5)	Centre
(C)	Captain	3FG%	3 Points Field Goals %	APG	Assists per Game	C	Centre	F	Forward
FG%	Field Goals %	FT%	Free Throws %	G	Guard	GP	Games Played	MPG	Minutes Played per Game
Pos	Playing Position	PPG	Points per Game	PR	Preliminary Round	RPG	Rebounds per Game		

Timing and Results provided by  TISSOT



Game No: 42

Results

Результаты

Match Duration: 1:28

GER 93 vs 69 KOR

(24:16, 22:13, 28:15, 19:25)

Referee: VECHERSKIS Mindaugas (LTU)

Commissioner:

Umpire: KOVER Fabio (BRA) / CALDWELL Toni le Anne (AUS)

Scoring by 5 min intervals:	GER	Q1		Q2		Q3		Q4	
		15	24	35	46	57	74	78	93
	KOR	11	16	24	29	42	44	55	69

GER - Germany

No.	Name	MIN	Field Goals		2 Points		3 Points		Free Throws		Rebounds			AS	TO	ST	BS	PF	FD	PTS
			M/A	%	M/A	%	M/A	%	M/A	%	OR	DR	TOT							
4	CANTY Anthony	18:49	3/6	50	2/4	50	1/2	50	0/0	0	1	3	4	4	1	1	0	0	1	7
5	JOENKE Till-Joscha	17:34	4/5	80	3/4	75	1/1	100	0/0	0	1	0	1	1	1	0	0	2	0	9
6	KOCH Florian	8:14	1/4	25	1/4	25	0/0	0	0/0	0	1	0	1	1	0	0	0	2	0	2
*7	KLEIN Konstantin	19:31	3/6	50	2/4	50	1/2	50	2/2	100	0	1	1	4	0	1	0	2	4	9
*8	SCHMIDT Stefan	19:54	2/5	40	2/5	40	0/0	0	2/4	50	3	3	6	1	2	1	0	1	2	6
*9	MOENNINGHOFF Mathis	19:58	2/7	29	0/2	0	2/5	40	0/0	0	1	1	2	3	0	1	0	0	1	6
10	KRAMER Dennis	14:11	3/7	43	3/5	60	0/2	0	0/0	0	1	3	4	2	2	1	0	4	0	6
11	ZEIS Peter	18:37	2/5	40	1/1	100	1/4	25	0/0	0	0	4	4	1	1	0	0	0	2	5
*12	WENDT Ole	17:58	2/6	33	2/5	40	0/1	0	1/2	50	2	2	4	5	3	1	0	3	1	5
*13	WOHLFARTH-BOTTERMANN Jonas	18:38	9/12	75	9/12	75	0/0	0	0/1	0	7	2	9	2	3	1	2	1	3	18
14	VOIGTMANN Johannes	21:22	10/12	83	10/12	83	0/0	0	0/1	0	8	3	11	1	4	1	1	0	1	20
15	ZIEGENHAGEN Malte	5:14	0/1	0	0/1	0	0/0	0	0/0	0	0	0	0	1	1	0	0	1	1	0
Team / Coach											3	3	6							
Totals			41/76	54	35/59	59	6/17	35	5/10	50	28	25	53	26	18	8	3	16	16	93
Coach		STOLZ Olaf																		
Assistant Coach		BAUER Robert																		

KOR - Korea

No.	Name	MIN	Field Goals		2 Points		3 Points		Free Throws		Rebounds			AS	TO	ST	BS	PF	FD	PTS
			M/A	%	M/A	%	M/A	%	M/A	%	OR	DR	TOT							
4	LEE Jaedo	4:16	0/0	0	0/0	0	0/0	0	0/0	0	0	0	0	0	1	0	0	1	0	0
*5	DOO Kyung Min	30:04	6/12	50	3/5	60	3/7	43	5/5	100	0	0	0	2	1	1	0	0	3	20
6	HEO Ung	16:04	1/4	25	1/2	50	0/2	0	0/0	0	0	0	0	1	2	0	0	2	4	2
*7	PARK Jae Hyun	29:37	4/6	67	0/0	0	4/6	67	3/4	75	2	2	4	1	3	0	0	2	4	15
8	KIM Jihoo	5:50	2/2	100	0/0	0	2/2	100	0/0	0	0	0	0	0	0	0	0	1	0	6
9	LEE Hyeon Seok	10:00	3/8	38	0/0	0	3/8	38	0/0	0	0	0	0	1	1	2	0	0	0	9
10	BAE Soo Yone	16:28	2/5	40	0/1	0	2/4	50	2/2	100	2	2	4	0	2	3	1	1	2	8
11	JEON Seong Hyen	5:49	0/3	0	0/1	0	0/2	0	0/0	0	0	0	0	1	0	0	0	0	0	0
12	HAN Ho Bin	12:24	1/3	33	1/2	50	0/1	0	0/0	0	1	0	1	2	0	0	0	0	0	2
*13	JEONG Hyo Geun	10:36	1/6	17	1/5	20	0/1	0	1/1	100	1	3	4	0	3	0	0	3	1	3
*14	LEE Dae Heon	33:32	1/4	25	1/3	33	0/1	0	2/2	100	4	1	5	2	4	2	0	3	1	4
*15	KIM Jun YI	25:20	0/7	0	0/7	0	0/0	0	0/0	0	1	1	2	0	2	1	0	3	1	0
Team / Coach											2	2	4							
Totals			21/60	35	7/26	27	14/34	41	13/14	93	13	11	24	10	19	9	1	16	16	69

	GER	KOR
Points from Turnovers	25	21
Points in the Paint	62	8
Second Chance Points	36	6
Fast Break Points	14	2

	GER	KOR
Biggest Lead	32	5
Biggest Scoring Run	19-0 (74-42)	11-0 (78-58)
Lead Changes	2	
Times Tied	1	

LEGEND			
%	Shooting Percentage	(C)	Captain
BS	Blocked Shots	DR	Defensive Rebounds
OR	Offensive Rebounds	OTx	Overtime
S	Suspended	ST	Steals
(I)	Injured	FD	Fouls Drawn
*	Starters	PF	Fouls
M/A	Made / Attempts	TO	Turnovers
PTS	Points	AS	Assists
TOT	Total Rebounds	MIN	Minutes Played
		Qx	Quarter Time

Timing and Results provided by TISSOT



Game No: 42

Shot Chart

Схема бросков

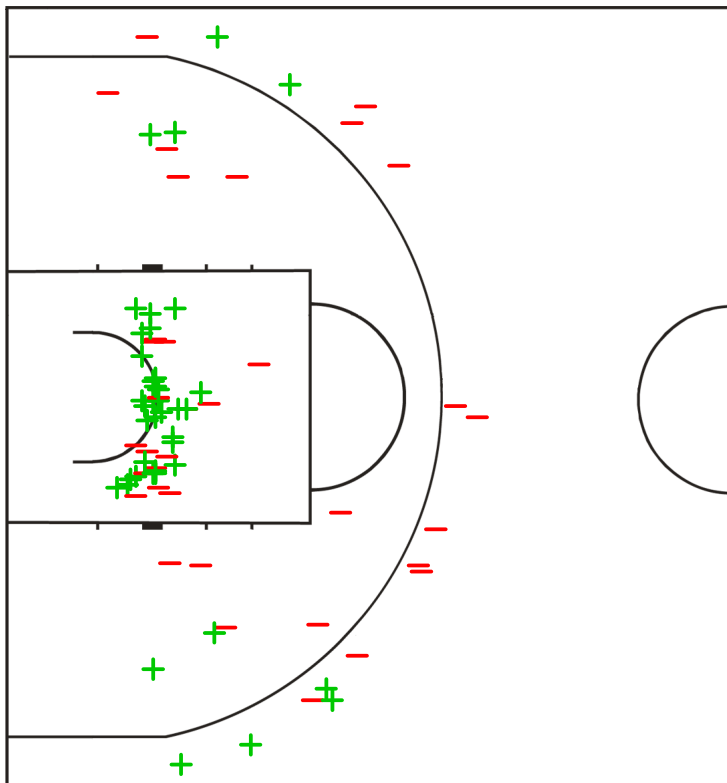
GER 93 vs 69 KOR

(24 - 16, 22 - 13, 28 - 15, 19 - 25)

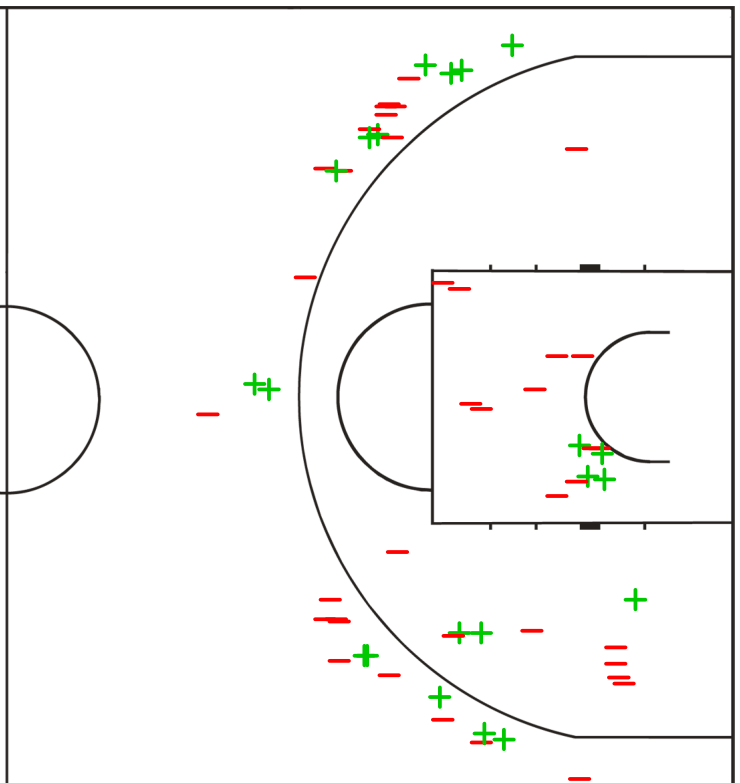
Scoring by 5 min intervals:

	Q1		Q2		Q3		Q4	
GER	15	24	35	46	57	74	78	93
KOR	11	16	24	29	42	44	55	69

GER - Germany



KOR - Korea



LEGEND

+ Shot Made

- Shot Missed

Timing and Results provided by **TISSOT**



Game No: 42

Shot Chart
Схема бросков

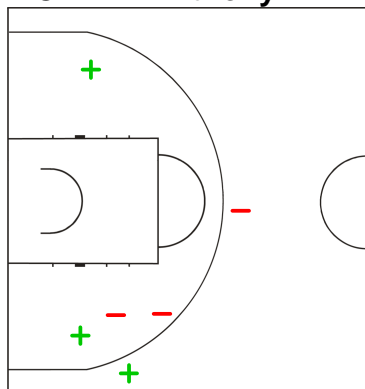
GER 93 vs 69 KOR
(24 - 16, 22 - 13, 28 - 15, 19 - 25)

Scoring by 5 min intervals:

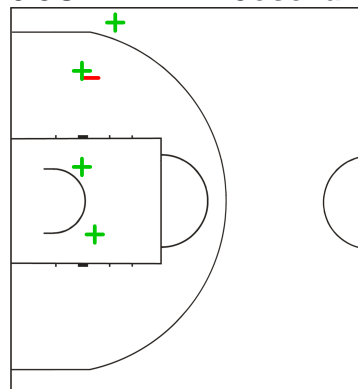
	Q1		Q2		Q3		Q4	
GER	15	24	35	46	57	74	78	93
KOR	11	16	24	29	42	44	55	69

GER - Germany

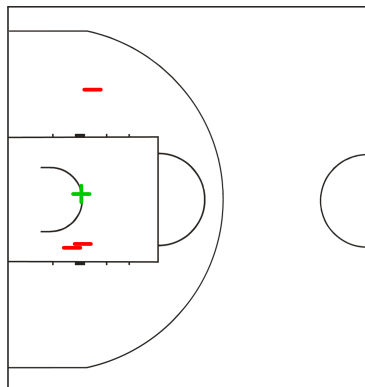
4 CANTY Anthony



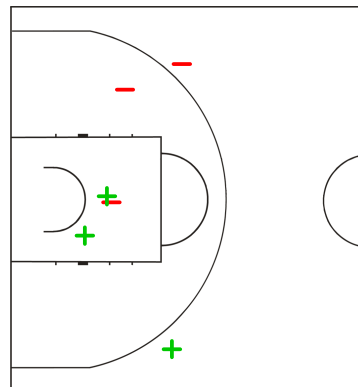
5 JOENKE Till-Joscha



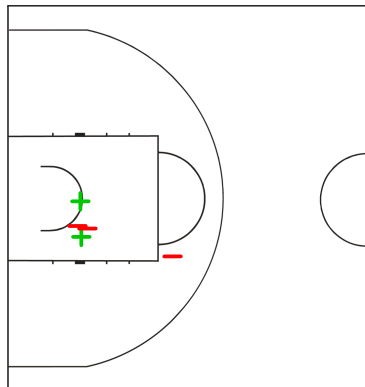
6 KOCH Florian



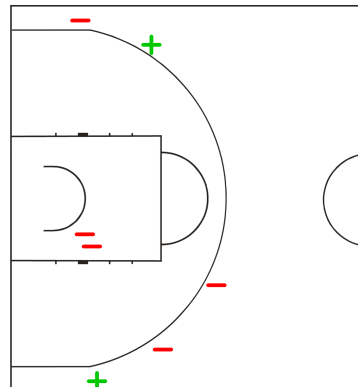
7 KLEIN Konstantin



8 SCHMIDT Stefan



9 MOENNINGHOFF Mathis



LEGEND

+ Shot Made

-

Shot Missed

Timing and Results provided by **TISSOT**



Game No: 42

Shot Chart
Схема бросков

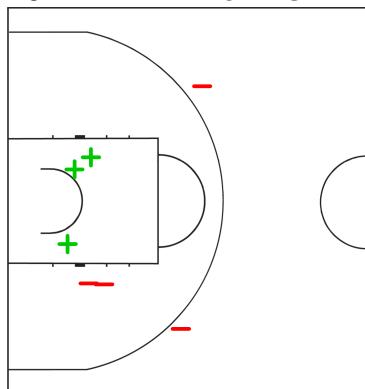
GER 93 vs 69 KOR
(24 - 16, 22 - 13, 28 - 15, 19 - 25)

Scoring by 5 min intervals:

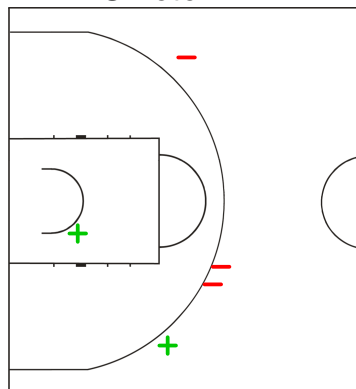
	Q1		Q2		Q3		Q4	
GER	15	24	35	46	57	74	78	93
KOR	11	16	24	29	42	44	55	69

GER - Germany

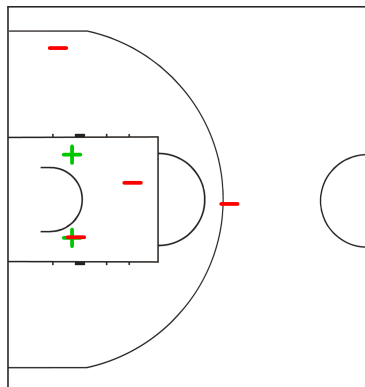
10 KRAMER Dennis



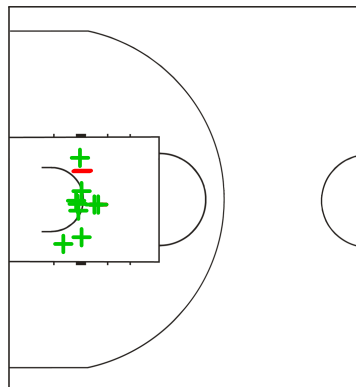
11 ZEIS Peter



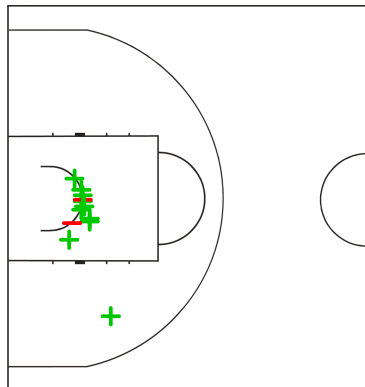
12 WENDT Ole



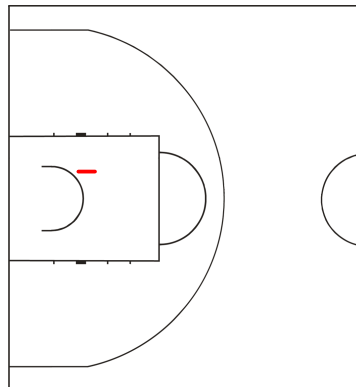
13 WOHLFARTH-BOTTERMANN Jonas



14 VOIGTMANN Johannes



15 ZIEGENHAGEN Malte



LEGEND

+ Shot Made

-

Shot Missed

Timing and Results provided by **TISSOT**



Game No: 42

Shot Chart
Схема бросков

GER 93 vs 69 KOR

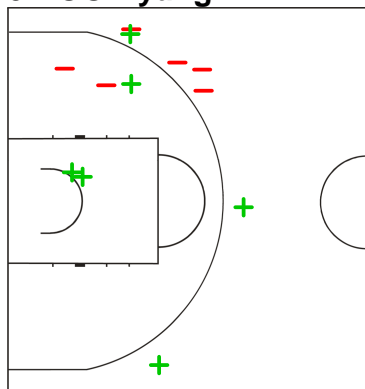
(24 - 16, 22 - 13, 28 - 15, 19 - 25)

Scoring by 5 min intervals:

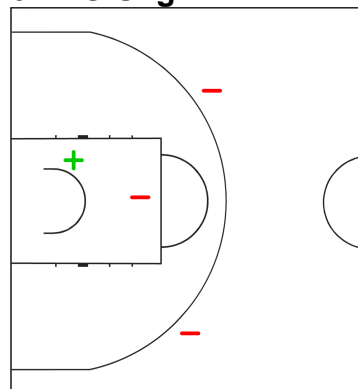
	Q1		Q2		Q3		Q4	
GER	15	24	35	46	57	74	78	93
KOR	11	16	24	29	42	44	55	69

KOR - Korea

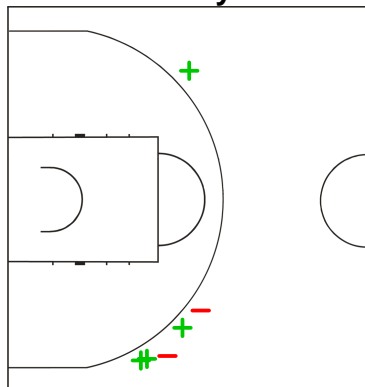
5 DOO Kyung Min



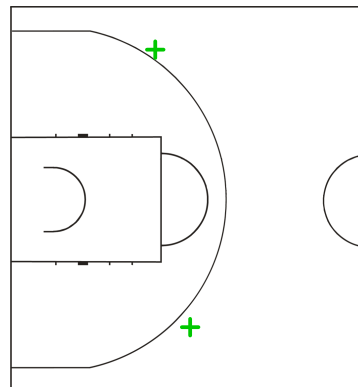
6 HEO Ung



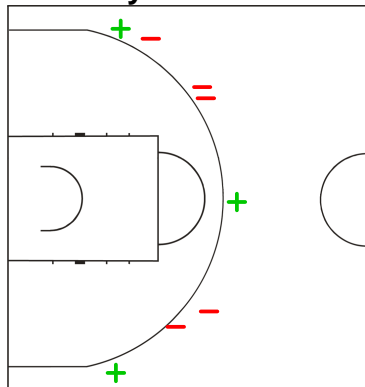
7 PARK Jae Hyun



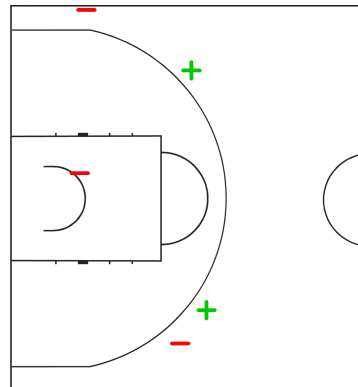
8 KIM Jihoo



9 LEE Hyeon Seok



10 BAE Soo Yone



LEGEND

+ Shot Made

-

Shot Missed

Timing and Results provided by **TISSOT**



Game No: 42

Shot Chart
Схема бросков

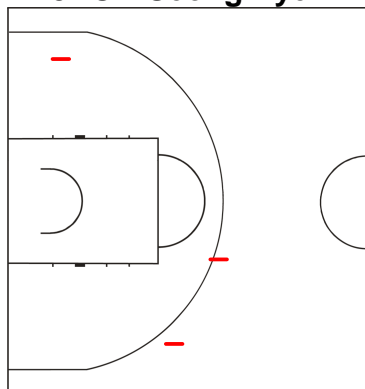
GER 93 vs 69 KOR
(24 - 16, 22 - 13, 28 - 15, 19 - 25)

Scoring by 5 min intervals:

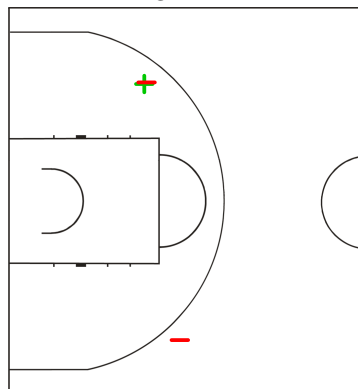
	Q1		Q2		Q3		Q4	
GER	15	24	35	46	57	74	78	93
KOR	11	16	24	29	42	44	55	69

KOR - Korea

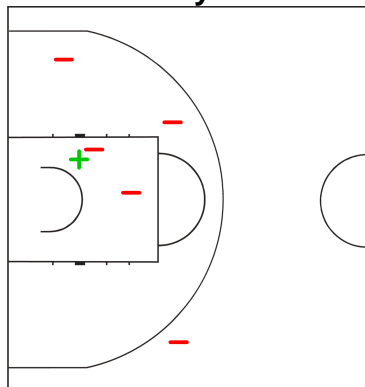
11 JEON Seong Hyen



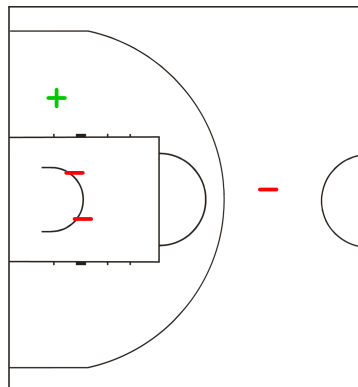
12 HAN Ho Bin



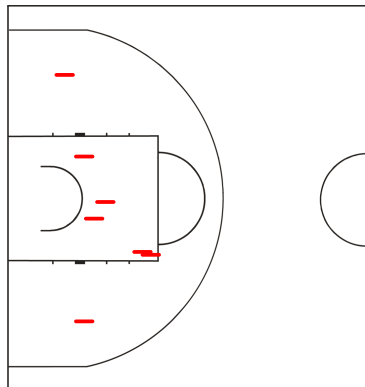
13 JEONG Hyo Geun



14 LEE Dae Heon



15 KIM Jun Yi



LEGEND

+ Shot Made

-

Shot Missed

Timing and Results provided by TISSOT



Game No: 42

Lineup Analysis

Анализ

GER 93 vs 69 KOR

GER

Lineup efficiency

7	KLEIN K	8	SCHMIDT S	9	MOENNINGHOFF M	12	WENDT O	13	WOHLFARTH-BOTTERMA	6:03
4	CANTY A	7	KLEIN K	8	SCHMIDT S	9	MOENNINGHOFF M	13	WOHLFARTH-BOTTERMA	4:20
7	KLEIN K	9	MOENNINGHOFF M	10	KRAMER D	12	WENDT O	13	WOHLFARTH-BOTTERMA	3:11
6	KOCH F	7	KLEIN K	11	ZEIS P	12	WENDT O	14	VOIGTMANN J	3:05
4	CANTY A	5	JOENKE T	10	KRAMER D	11	ZEIS P	14	VOIGTMANN J	2:53
5	JOENKE T	10	KRAMER D	11	ZEIS P	14	VOIGTMANN J	15	ZIEGENHAGEN M	2:44
4	CANTY A	5	JOENKE T	8	SCHMIDT S	11	ZEIS P	14	VOIGTMANN J	2:25
5	JOENKE T	6	KOCH F	10	KRAMER D	14	VOIGTMANN J	15	ZIEGENHAGEN M	2:19
5	JOENKE T	9	MOENNINGHOFF M	10	KRAMER D	11	ZEIS P	14	VOIGTMANN J	2:05
4	CANTY A	6	KOCH F	11	ZEIS P	12	WENDT O	14	VOIGTMANN J	1:57
4	CANTY A	5	JOENKE T	8	SCHMIDT S	9	MOENNINGHOFF M	13	WOHLFARTH-BOTTERMA	1:48
4	CANTY A	8	SCHMIDT S	9	MOENNINGHOFF M	12	WENDT O	13	WOHLFARTH-BOTTERMA	1:40
4	CANTY A	5	JOENKE T	8	SCHMIDT S	11	ZEIS P	13	WOHLFARTH-BOTTERMA	1:16
4	CANTY A	5	JOENKE T	8	SCHMIDT S	12	WENDT O	14	VOIGTMANN J	1:11
4	CANTY A	7	KLEIN K	10	KRAMER D	11	ZEIS P	14	VOIGTMANN J	0:59
7	KLEIN K	8	SCHMIDT S	9	MOENNINGHOFF M	12	WENDT O	14	VOIGTMANN J	0:51
5	JOENKE T	6	KOCH F	7	KLEIN K	11	ZEIS P	14	VOIGTMANN J	0:42
4	CANTY A	7	KLEIN K	8	SCHMIDT S	11	ZEIS P	13	WOHLFARTH-BOTTERMA	0:20
5	JOENKE T	6	KOCH F	11	ZEIS P	14	VOIGTMANN J	15	ZIEGENHAGEN M	0:11

Score development

4	CANTY A	5	JOENKE T	10	KRAMER D	11	ZEIS P	14	VOIGTMANN J	2:53	+9
6	KOCH F	7	KLEIN K	11	ZEIS P	12	WENDT O	14	VOIGTMANN J	3:05	+8
7	KLEIN K	9	MOENNINGHOFF M	10	KRAMER D	12	WENDT O	13	WOHLFARTH-BOTTERMA	3:11	+5
4	CANTY A	5	JOENKE T	8	SCHMIDT S	11	ZEIS P	13	WOHLFARTH-BOTTERMA	1:16	+4
4	CANTY A	8	SCHMIDT S	9	MOENNINGHOFF M	12	WENDT O	13	WOHLFARTH-BOTTERMA	1:40	+3
4	CANTY A	5	JOENKE T	8	SCHMIDT S	11	ZEIS P	14	VOIGTMANN J	2:25	+3
5	JOENKE T	10	KRAMER D	11	ZEIS P	14	VOIGTMANN J	15	ZIEGENHAGEN M	2:44	+3
4	CANTY A	7	KLEIN K	8	SCHMIDT S	9	MOENNINGHOFF M	13	WOHLFARTH-BOTTERMA	4:20	+3
4	CANTY A	7	KLEIN K	10	KRAMER D	11	ZEIS P	14	VOIGTMANN J	0:59	+2
7	KLEIN K	8	SCHMIDT S	9	MOENNINGHOFF M	12	WENDT O	13	WOHLFARTH-BOTTERMA	6:03	+1
5	JOENKE T	6	KOCH F	11	ZEIS P	14	VOIGTMANN J	15	ZIEGENHAGEN M	0:11	0
4	CANTY A	7	KLEIN K	8	SCHMIDT S	11	ZEIS P	13	WOHLFARTH-BOTTERMA	0:20	0
5	JOENKE T	6	KOCH F	7	KLEIN K	11	ZEIS P	14	VOIGTMANN J	0:42	0
7	KLEIN K	8	SCHMIDT S	9	MOENNINGHOFF M	12	WENDT O	14	VOIGTMANN J	0:51	0
4	CANTY A	5	JOENKE T	8	SCHMIDT S	12	WENDT O	14	VOIGTMANN J	1:11	-1
4	CANTY A	5	JOENKE T	8	SCHMIDT S	9	MOENNINGHOFF M	13	WOHLFARTH-BOTTERMA	1:48	-1
5	JOENKE T	9	MOENNINGHOFF M	10	KRAMER D	11	ZEIS P	14	VOIGTMANN J	2:05	-2
5	JOENKE T	6	KOCH F	10	KRAMER D	14	VOIGTMANN J	15	ZIEGENHAGEN M	2:19	-6
4	CANTY A	6	KOCH F	11	ZEIS P	12	WENDT O	14	VOIGTMANN J	1:57	-7



Game No: 42

Lineup Analysis

Анализ

KOR

Lineup efficiency


5 DOO K	7 PARK J	13 JEONG H	14 LEE D	15 KIM J	5:56
5 DOO K	7 PARK J	11 JEON S	14 LEE D	15 KIM J	5:49
5 DOO K	6 HEO U	7 PARK J	14 LEE D	15 KIM J	4:18
6 HEO U	9 LEE H	10 BAE S	12 HAN H	14 LEE D	3:58
5 DOO K	7 PARK J	10 BAE S	12 HAN H	15 KIM J	3:04
5 DOO K	6 HEO U	7 PARK J	13 JEONG H	14 LEE D	2:58
4 LEE J	8 KIM J	9 LEE H	10 BAE S	14 LEE D	2:45
5 DOO K	7 PARK J	8 KIM J	10 BAE S	15 KIM J	2:25
5 DOO K	6 HEO U	12 HAN H	14 LEE D	15 KIM J	2:09
5 DOO K	7 PARK J	9 LEE H	10 BAE S	14 LEE D	1:46
6 HEO U	7 PARK J	12 HAN H	13 JEONG H	14 LEE D	1:42
4 LEE J	9 LEE H	10 BAE S	12 HAN H	14 LEE D	1:31
5 DOO K	6 HEO U	7 PARK J	10 BAE S	15 KIM J	0:59
5 DOO K	7 PARK J	8 KIM J	14 LEE D	15 KIM J	0:40

Score development

6 HEO U	9 LEE H	10 BAE S	12 HAN H	14 LEE D	3:58	+9
4 LEE J	8 KIM J	9 LEE H	10 BAE S	14 LEE D	2:45	+3
5 DOO K	7 PARK J	8 KIM J	14 LEE D	15 KIM J	0:40	+1
5 DOO K	7 PARK J	9 LEE H	10 BAE S	14 LEE D	1:46	-1
5 DOO K	6 HEO U	7 PARK J	14 LEE D	15 KIM J	4:18	-1
5 DOO K	7 PARK J	11 JEON S	14 LEE D	15 KIM J	5:49	0
5 DOO K	6 HEO U	7 PARK J	10 BAE S	15 KIM J	0:59	-2
5 DOO K	7 PARK J	8 KIM J	10 BAE S	15 KIM J	2:25	-3
5 DOO K	7 PARK J	10 BAE S	12 HAN H	15 KIM J	3:04	-3
6 HEO U	7 PARK J	12 HAN H	13 JEONG H	14 LEE D	1:42	-4
5 DOO K	7 PARK J	13 JEONG H	14 LEE D	15 KIM J	5:56	-4
5 DOO K	6 HEO U	7 PARK J	13 JEONG H	14 LEE D	2:58	-5
4 LEE J	9 LEE H	10 BAE S	12 HAN H	14 LEE D	1:31	-7
5 DOO K	6 HEO U	12 HAN H	14 LEE D	15 KIM J	2:09	-9

LEGEND

+ Shot Made - Shot Missed

Timing and Results provided by  TISSOT



Game No: 40

Start List

Стартовый список

RUS vs UKR

Referee: BUKURESTI Laszlo Lorand (ROU)

Umpire: RACYS Saulius (LTU) / BATBAYAR Ganzorig (MGL)

RUS - Russian Fed.

No.	Name	Pos	Height m / ft in	Age	Current Games Statistics						
					PPG	FG%	3FG%	FT%	RPG	APG	MPG (GP)
4	GRIGORYEV Maxim	G	1.95/6'5"	23	13.7	56	55	0	3.3	2.7	16:15 (3)
5	ZARYAZHKO Victor	G	1.94/6'4"	20	5.0	46	25	40	3.7	3.3	16:12 (3)
6	ANTIPOV Pavel	F	2.02/6'8"	21	11.0	65	33	100	2.7	1.0	16:52 (3)
7	KARASEV Sergey	F	2.03/6'8"	19	25.3	71	69	100	4.3	4.0	19:58 (3)
8	IVLEV Vladimir	F	2.07/6'9"	23	5.3	60	0	57	4.3	0.3	10:43 (3)
9	KULAGIN Dmitrii	G	1.99/6'6"	21	12.7	56	50	60	6.0	4.7	19:53 (3)
10	VIKHROV Artem	G	1.95/6'5"	20	5.3	58	0	67	3.7	3.7	18:46 (3)
11	ANTONOV Semen	F	2.02/6'8"	23	9.7	52	33	50	2.7	2.3	16:29 (3)
12	ZUBKOV Andrey	F	2.05/6'9"	22	7.0	41	17	100	5.7	1.3	15:32 (3)
13	KHVOSTOV Dmitriy	G	1.90/6'3"	23	4.3	50	33	50	1.7	4.0	19:34 (3)
14	VALIEV Evgeny	F	2.05/6'9"	23	5.3	46	0	67	4.0	0.3	14:45 (3)
15	BALASHOV Nikita	F	2.07/6'9"	22	7.3	43	0	100	6.3	1.0	14:57 (3)
Team			2.00/6'7"	21.7	112.0	56	42	71	51.0	28.7	
Coach		KARASEV Vasily									
Assistant Coach		VASILYEV Alexey									

RUS Played		
PR	OMA	117 - 24
PR	EST	106 - 43
PR	KOR	113 - 53
PR	UKR	11 JUL
PR	GER	12 JUL


UKR - Ukraine

No.	Name	Pos	Height m / ft in	Age	Current Games Statistics						
					PPG	FG%	3FG%	FT%	RPG	APG	MPG (GP)
4	SAINIEV Vasyi		1.77/5'10"	24	7.7	25	33	50	3.7	3.3	34:50 (3)
5	PAVLENKO Oleksii		1.88/6'2"	23	2.0	20	0	50	0.3	0.7	15:02 (3)
6	KYRYCHOK Andrii		1.93/6'4"	21	0.0	0	0		0.5	0.0	4:12 (2)
7	DOLENKO Oleksandr		1.90/6'3"	23	5.0	18	0	82	3.3	0.3	15:29 (3)
8	BOROVSKIY Rodion		2.02/6'8"	20	5.5	50	60		1.0	0.0	7:48 (2)
9	POLYULYAK Mykola		1.92/6'4"	22	10.0	38	31	38	6.0	1.7	30:55 (3)
10	MYKHAILOV Anton		1.97/6'6"	21	3.0	33	0	25	2.0	0.7	14:57 (3)
11	OLKHOVSKIY Roman		1.97/6'6"	22	1.0	17	0		2.0	0.5	5:10 (2)
12	MOTORCHUK Viacheslav		2.08/6'10"	21	4.7	45		27	6.0	1.3	15:12 (3)
13	POLIEZHAIIEV Ivan		2.04/6'8"	24	5.7	33	0	63	7.0	1.0	20:51 (3)
14	MARCHENKO Dmytro		2.02/6'8"	21	8.3	38		56	4.7	0.3	18:33 (3)
15	ROCHNIK Anton		2.04/6'8"	21	18.7	52	75	46	9.0	1.7	31:00 (3)
Team			1.96/6'5"	21.9	69.3	36	33	49	51.0	11.3	
Coach		KULIBABA Valentyn									
Assistant Coach		ARABADZHY Tymur									

UKR Played		
PR	KOR	98 - 100
PR	GER	58 - 78
PR	EST	52 - 71
PR	RUS	11 JUL
PR	OMA	12 JUL

LEGEND

(1)	Point Guard	(2)	Shooting Guard	(3)	Small Forward	(4)	Power Forward	(5)	Centre
(C)	Captain	3FG%	3 Points Field Goals %	APG	Assists per Game	C	Centre	F	Forward
FG%	Field Goals %	FT%	Free Throws %	G	Guard	GP	Games Played	MPG	Minutes Played per Game
Pos	Playing Position	PPG	Points per Game	PR	Preliminary Round	RPG	Rebounds per Game		

Timing and Results provided by  TISSOT



Game No: 40

Results
Результаты

Attendance: 1700

Match Duration: 1:32

RUS 94 vs 43 UKR
(23:14, 22:10, 21:13, 28:6)

Referee: BUKURESTI Laszlo Lorand (ROU)

Commissioner:

Umpire: RACYS Saulius (LTU) / BATBAYAR Ganzorig (MGL)

		Q1		Q2		Q3		Q4	
Scoring by 5 min intervals:	RUS	15	23	30	45	53	66	80	94
	UKR	4	14	17	24	30	37	39	43

RUS - Russian Fed.

No.	Name	MIN	Field Goals		2 Points		3 Points		Free Throws		Rebounds			AS	TO	ST	BS	PF	FD	PTS
			M/A	%	M/A	%	M/A	%	M/A	%	OR	DR	TOT							
4	GRIGORYEV Maxim	13:51	3/8	38	2/2	100	1/6	17	0/2	0	2	5	7	1	1	1	0	1	3	7
5	ZARYAZHKO Victor	12:27	4/8	50	3/3	100	1/5	20	1/1	100	0	4	4	2	2	2	0	1	3	10
6	ANTIPOV Pavel	16:59	6/9	67	5/6	83	1/3	33	2/2	100	0	2	2	1	1	0	0	1	1	15
*7	KARASEV Sergey	19:28	3/8	38	3/5	60	0/3	0	1/4	25	1	3	4	3	2	1	0	1	4	7
8	IVLEV Vladimir	16:04	5/6	83	5/6	83	0/0	0	1/2	50	4	5	9	0	0	0	0	2	1	11
9	KULAGIN Dmitrii	21:02	2/7	29	2/6	33	0/1	0	1/2	50	0	4	4	7	1	3	0	1	4	5
10	VIKHROV Artem	18:06	2/3	67	2/2	100	0/1	0	2/2	100	0	3	3	2	0	2	0	1	1	6
11	ANTONOV Semen	17:58	3/5	60	3/4	75	0/1	0	0/0	0	1	2	3	0	0	1	0	0	1	6
*12	ZUBKOV Andrey	16:24	6/9	67	3/5	60	3/4	75	2/2	100	2	4	6	0	4	2	1	1	1	17
*13	KHVOSTOV Dmitriy	19:51	1/5	20	0/3	0	1/2	50	0/0	0	0	0	0	3	0	2	0	1	0	3
14	VALIEV Evgeny	6:55	1/1	100	1/1	100	0/0	0	0/0	0	0	1	1	1	0	1	1	5	0	2
*15	BALASHOV Nikita	10:55	2/3	67	2/2	100	0/1	0	1/1	100	2	1	3	0	1	0	1	1	1	5
Team / Coach												1	1	2		0				
Totals			38/72	53	31/45	69	7/27	26	11/18	61	13	35	48	20	12	15	3	16	20	94

Coach	KARASEV Vasily
Assistant Coach	VASILYEV Alexey

UKR - Ukraine

No.	Name	MIN	Field Goals		2 Points		3 Points		Free Throws		Rebounds			AS	TO	ST	BS	PF	FD	PTS
			M/A	%	M/A	%	M/A	%	M/A	%	OR	DR	TOT							
*4	SAINIIEV Vasyi	26:46	0/5	0	0/2	0	0/3	0	1/2	50	1	6	7	1	4	1	0	2	5	1
5	PAVLENKO Oleksii	19:33	1/6	17	1/4	25	0/2	0	0/0	0	0	0	0	0	1	0	0	2	0	2
6	KYRYCHOK Andrii	5:53	0/0	0	0/0	0	0/0	0	0/0	0	0	1	1	0	1	0	0	0	0	0
7	DOLENKO Oleksandr	14:42	2/5	40	1/2	50	1/3	33	0/0	0	1	2	3	0	4	2	0	3	1	5
8	BOROVSKIY Rodion	8:46	0/2	0	0/0	0	0/2	0	0/0	0	0	4	4	1	1	0	0	0	0	0
*9	POLYULYAK Mykola	20:23	2/7	29	2/4	50	0/3	0	0/0	0	1	4	5	0	4	1	1	4	1	4
10	MYKHAILOV Anton	15:15	2/8	25	2/8	25	0/0	0	1/2	50	1	0	1	1	1	0	0	0	1	5
11	OLKHOVSKIY Roman	6:37	0/1	0	0/1	0	0/0	0	0/0	0	0	0	0	1	0	0	0	0	0	0
12	MOTORCHUK Viacheslav	10:13	1/1	100	1/1	100	0/0	0	0/0	0	2	1	3	0	1	0	0	1	1	2
*13	POLIEZHAIEV Ivan	20:06	3/8	38	2/5	40	1/3	33	1/4	25	1	3	4	1	1	1	0	3	2	8
*14	MARCHENKO Dmytro	24:08	0/7	0	0/7	0	0/0	0	3/4	75	1	1	2	1	2	0	0	3	4	3
*15	ROCHNIAK Anton	27:38	5/13	38	3/8	38	2/5	40	1/2	50	0	1	1	1	2	1	0	2	1	13
Team / Coach											4	1	5		1					
Totals			16/63	25	12/42	29	4/21	19	7/14	50	12	24	36	7	23	6	1	20	16	43

Coach	KULIBABA Valentyn
Assistant Coach	ARABADZHY Tymur

	RUS	UKR
Points from Turnovers	25	7
Points in the Paint	54	18
Second Chance Points	14	7
Fast Break Points	21	2

	RUS	UKR
Biggest Lead	53	0
Biggest Scoring Run	16-0 (92-39)	5-0 (21-14)
Lead Changes	0	
Times Tied	0	

LEGEND			
%	Shooting Percentage	(C)	Captain
BS	Blocked Shots	DR	Defensive Rebounds
OR	Offensive Rebounds	OTx	Overtime
S	Suspended	ST	Steals
(I)	Injured	FD	Fouls Drawn
PF	Fouls	PTS	Points
TO	Turnovers	TOT	Total Rebounds
*	Starters	AS	Assists
M/A	Made / Attempts	MIN	Minutes Played
Qx	Quarter Time		

Timing and Results provided by TISSOT



Game No: 40

Shot Chart
Схема бросков

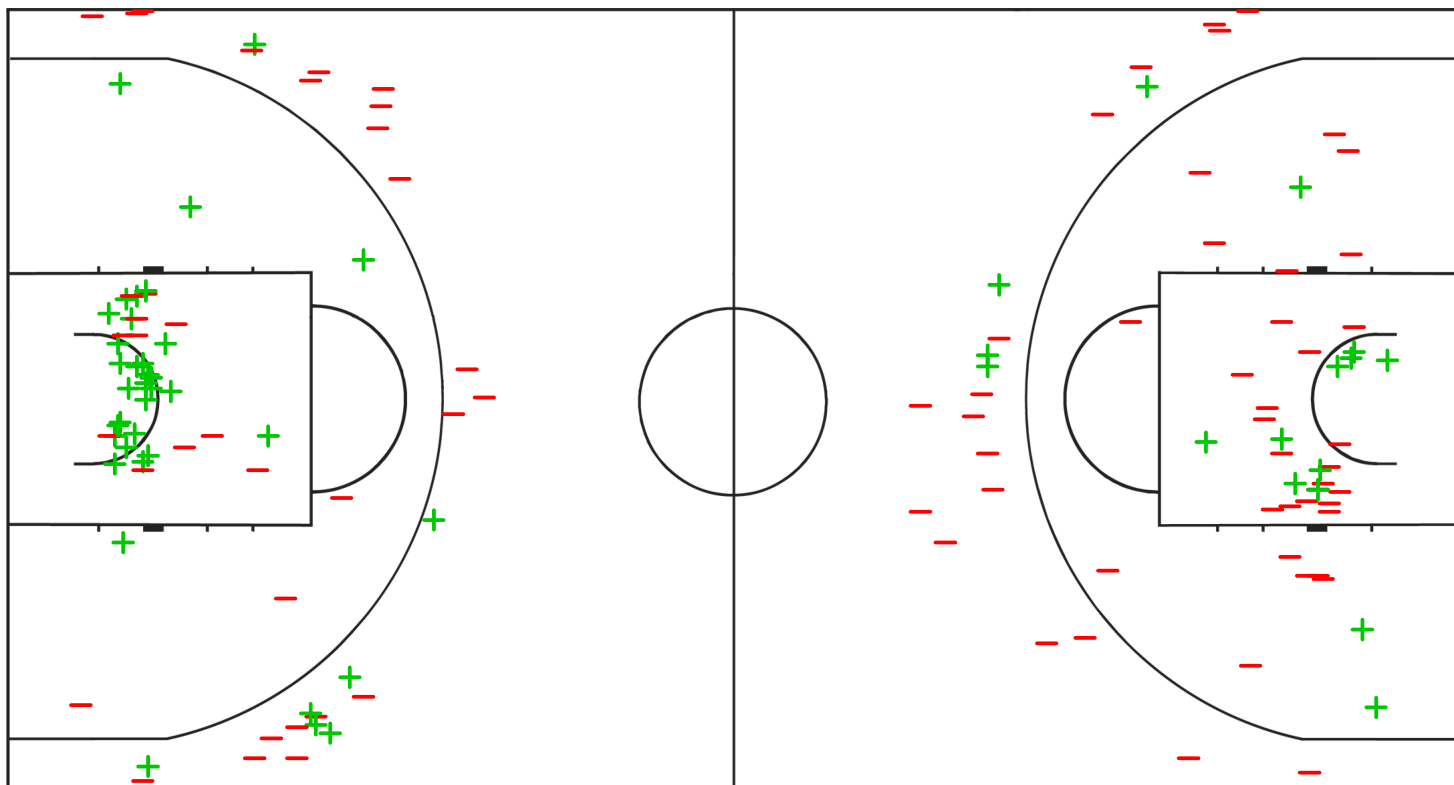
RUS 94 vs 43 UKR
(23 - 14, 22 - 10, 21 - 13, 28 - 6)

Scoring by 5 min intervals:

	Q1		Q2		Q3		Q4	
RUS	15	23	30	45	53	66	80	94
UKR	4	14	17	24	30	37	39	43

RUS - Russian Fed.

UKR - Ukraine



LEGEND

+ Shot Made

- Shot Missed

Timing and Results provided by TISSOT



Game No: 40

Shot Chart
Схема бросков

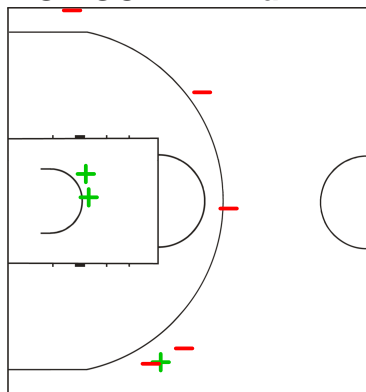
RUS 94 vs 43 UKR
(23 - 14, 22 - 10, 21 - 13, 28 - 6)

Scoring by 5 min intervals:

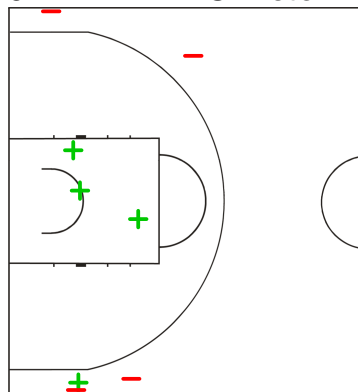
	Q1		Q2		Q3		Q4	
RUS	15	23	30	45	53	66	80	94
UKR	4	14	17	24	30	37	39	43

RUS - Russian Fed.

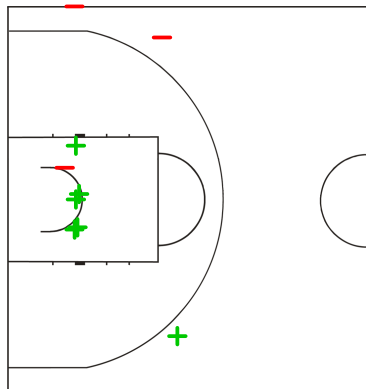
4 GRIGORYEV Maxim



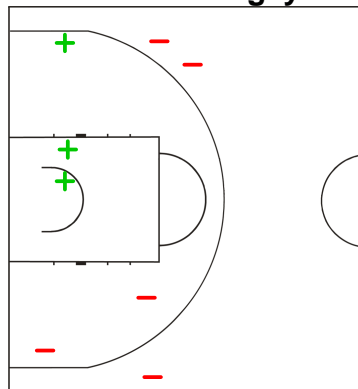
5 ZARYAZHKO Victor



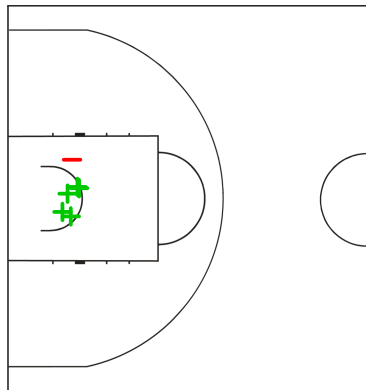
6 ANTIPOV Pavel



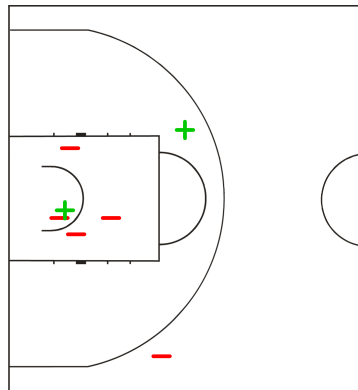
7 KARASEV Sergey



8 IVLEV Vladimir



9 KULAGIN Dmitrii



LEGEND

+ Shot Made

-

Shot Missed



Game No: 40

Shot Chart
Схема бросков

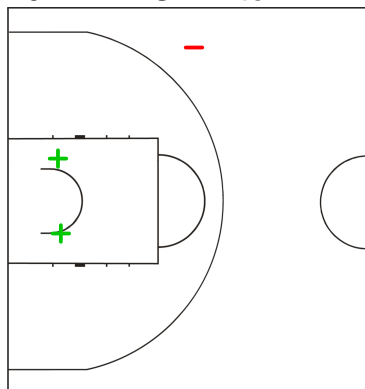
RUS 94 vs 43 UKR
(23 - 14, 22 - 10, 21 - 13, 28 - 6)

Scoring by 5 min intervals:

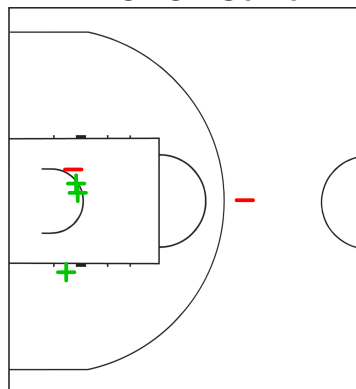
	Q1		Q2		Q3		Q4	
RUS	15	23	30	45	53	66	80	94
UKR	4	14	17	24	30	37	39	43

RUS - Russian Fed.

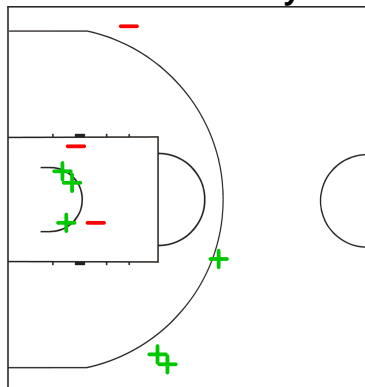
10 VIKHROV Artem



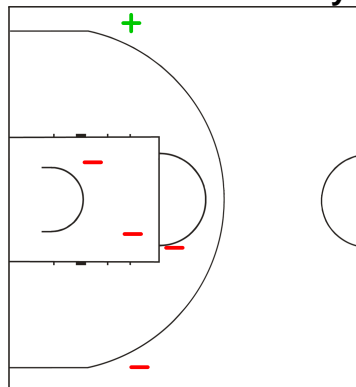
11 ANTONOV Semen



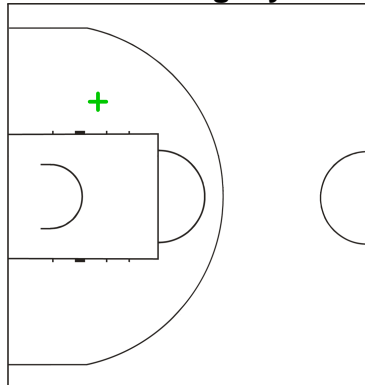
12 ZUBKOV Andrey



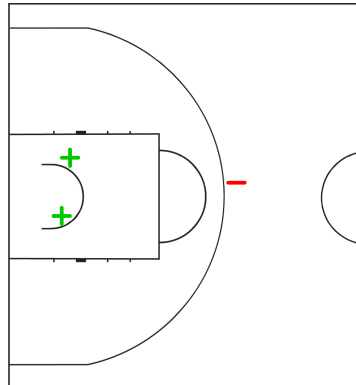
13 KHVOSTOV Dmitriy



14 VALIEV Evgeny



15 BALASHOV Nikita



LEGEND

+ Shot Made

-

Shot Missed

Timing and Results provided by TISSOT



Game No: 40

Shot Chart
Схема бросков

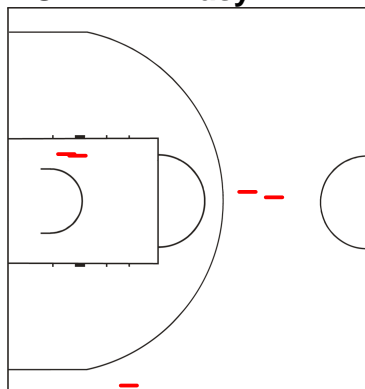
RUS 94 vs 43 UKR
(23 - 14, 22 - 10, 21 - 13, 28 - 6)

Scoring by 5 min intervals:

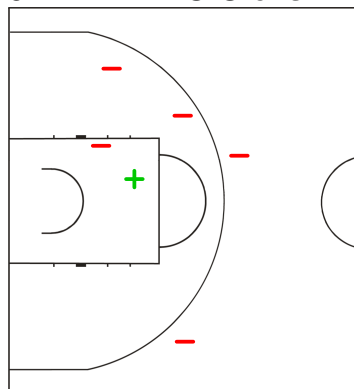
	Q1		Q2		Q3		Q4	
RUS	15	23	30	45	53	66	80	94
UKR	4	14	17	24	30	37	39	43

UKR - Ukraine

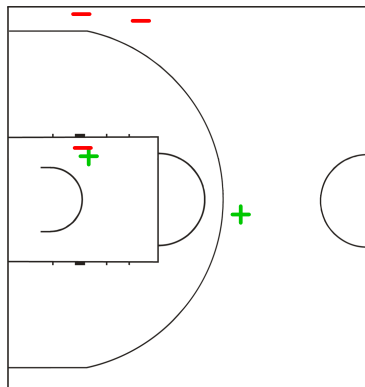
4 SAINIIEV Vasyly



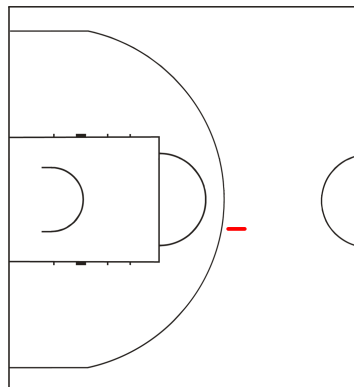
5 PAVLENKO Oleksii



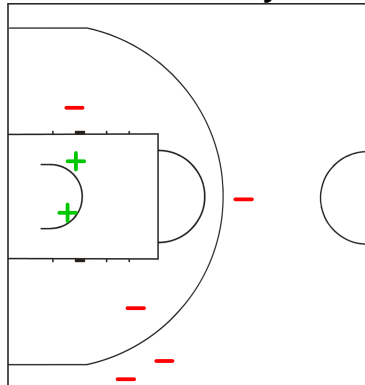
7 DOLENKO Oleksandr



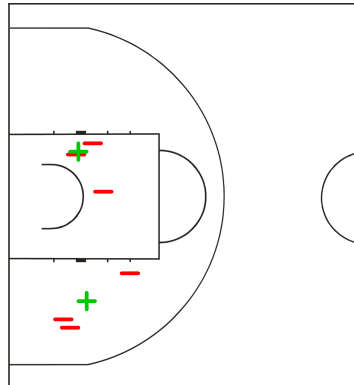
8 BOROVS KYI Rodion



9 POLYULYAK Mykola



10 MYKHAILOV Anton



LEGEND

+ Shot Made

-

Shot Missed

Timing and Results provided by TISSOT



Game No: 40

Shot Chart
Схема бросков

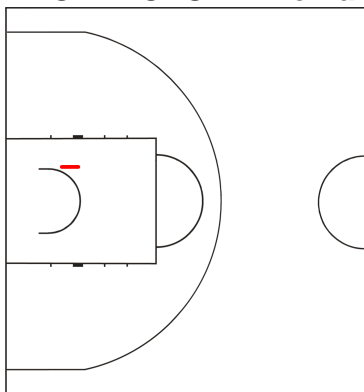
RUS 94 vs 43 UKR
(23 - 14, 22 - 10, 21 - 13, 28 - 6)

Scoring by 5 min intervals:

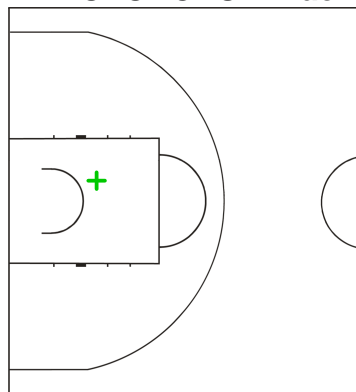
	Q1		Q2		Q3		Q4	
RUS	15	23	30	45	53	66	80	94
UKR	4	14	17	24	30	37	39	43

UKR - Ukraine

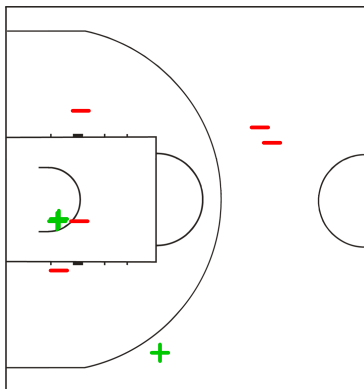
11 OLKHOVSKYI Roman



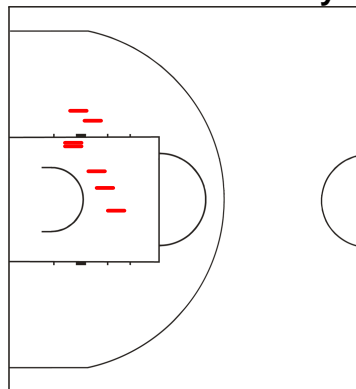
12 MOTORCHUK Viacheslav



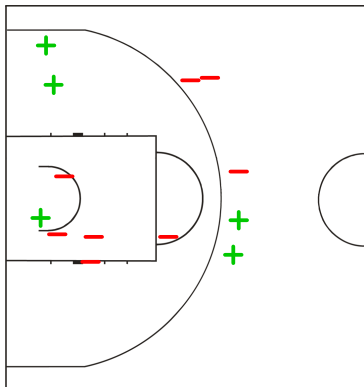
13 POLIEZHAIIEV Ivan



14 MARCHENKO Dmytro



15 ROCHNIAK Anton



LEGEND

+ Shot Made

-

Shot Missed

Timing and Results provided by TISSOT



Game No: 40

Lineup Analysis

Анализ

RUS 94 vs 43 UKR

RUS

Lineup efficiency

5	ZARYAZHKO V	6	ANTIPOV P	8	IVLEV V	9	KULAGIN D	11	ANTONOV S	3:54
4	GRIGORYEV M	6	ANTIPOV P	9	KULAGIN D	10	VIKHROV A	11	ANTONOV S	3:45
5	ZARYAZHKO V	6	ANTIPOV P	8	IVLEV V	9	KULAGIN D	10	VIKHROV A	3:44
4	GRIGORYEV M	7	KARASEV S	10	VIKHROV A	12	ZUBKOV A	15	BALASHOV N	3:42
4	GRIGORYEV M	6	ANTIPOV P	8	IVLEV V	9	KULAGIN D	13	KHVOSTOV D	3:15
5	ZARYAZHKO V	10	VIKHROV A	11	ANTONOV S	12	ZUBKOV A	13	KHVOSTOV D	2:57
4	GRIGORYEV M	7	KARASEV S	13	KHVOSTOV D	14	VALIEV E	15	BALASHOV N	2:13
4	GRIGORYEV M	7	KARASEV S	10	VIKHROV A	11	ANTONOV S	12	ZUBKOV A	1:43
4	GRIGORYEV M	7	KARASEV S	8	IVLEV V	12	ZUBKOV A	13	KHVOSTOV D	1:37
7	KARASEV S	9	KULAGIN D	10	VIKHROV A	11	ANTONOV S	14	VALIEV E	1:05
5	ZARYAZHKO V	7	KARASEV S	8	IVLEV V	9	KULAGIN D	11	ANTONOV S	1:03
4	GRIGORYEV M	6	ANTIPOV P	9	KULAGIN D	11	ANTONOV S	13	KHVOSTOV D	1:00
4	GRIGORYEV M	6	ANTIPOV P	8	IVLEV V	9	KULAGIN D	14	VALIEV E	1:00
4	GRIGORYEV M	7	KARASEV S	12	ZUBKOV A	13	KHVOSTOV D	15	BALASHOV N	0:42
5	ZARYAZHKO V	8	IVLEV V	10	VIKHROV A	12	ZUBKOV A	13	KHVOSTOV D	0:36
7	KARASEV S	8	IVLEV V	10	VIKHROV A	12	ZUBKOV A	13	KHVOSTOV D	0:34
4	GRIGORYEV M	7	KARASEV S	11	ANTONOV S	12	ZUBKOV A	13	KHVOSTOV D	0:33
4	GRIGORYEV M	6	ANTIPOV P	8	IVLEV V	13	KHVOSTOV D	14	VALIEV E	0:21
5	ZARYAZHKO V	7	KARASEV S	9	KULAGIN D	11	ANTONOV S	14	VALIEV E	0:13

Score development

5	ZARYAZHKO V	10	VIKHROV A	11	ANTONOV S	12	ZUBKOV A	13	KHVOSTOV D	2:57	+8
4	GRIGORYEV M	6	ANTIPOV P	8	IVLEV V	9	KULAGIN D	13	KHVOSTOV D	3:15	+8
5	ZARYAZHKO V	6	ANTIPOV P	8	IVLEV V	9	KULAGIN D	11	ANTONOV S	3:54	+7
4	GRIGORYEV M	6	ANTIPOV P	8	IVLEV V	9	KULAGIN D	14	VALIEV E	1:00	+5
5	ZARYAZHKO V	7	KARASEV S	8	IVLEV V	9	KULAGIN D	11	ANTONOV S	1:03	+5
5	ZARYAZHKO V	6	ANTIPOV P	8	IVLEV V	9	KULAGIN D	10	VIKHROV A	3:44	+4
4	GRIGORYEV M	7	KARASEV S	13	KHVOSTOV D	14	VALIEV E	15	BALASHOV N	2:13	+3
5	ZARYAZHKO V	8	IVLEV V	10	VIKHROV A	12	ZUBKOV A	13	KHVOSTOV D	0:36	+2
4	GRIGORYEV M	7	KARASEV S	12	ZUBKOV A	13	KHVOSTOV D	15	BALASHOV N	0:42	+2
7	KARASEV S	9	KULAGIN D	10	VIKHROV A	11	ANTONOV S	14	VALIEV E	1:05	+2
4	GRIGORYEV M	6	ANTIPOV P	8	IVLEV V	13	KHVOSTOV D	14	VALIEV E	0:21	+1
4	GRIGORYEV M	7	KARASEV S	10	VIKHROV A	11	ANTONOV S	12	ZUBKOV A	1:43	+1
4	GRIGORYEV M	6	ANTIPOV P	9	KULAGIN D	10	VIKHROV A	11	ANTONOV S	3:45	+1
5	ZARYAZHKO V	7	KARASEV S	9	KULAGIN D	11	ANTONOV S	14	VALIEV E	0:13	-1
4	GRIGORYEV M	7	KARASEV S	11	ANTONOV S	12	ZUBKOV A	13	KHVOSTOV D	0:33	0
7	KARASEV S	8	IVLEV V	10	VIKHROV A	12	ZUBKOV A	13	KHVOSTOV D	0:34	0
4	GRIGORYEV M	7	KARASEV S	8	IVLEV V	12	ZUBKOV A	13	KHVOSTOV D	1:37	-2
4	GRIGORYEV M	7	KARASEV S	10	VIKHROV A	12	ZUBKOV A	15	BALASHOV N	3:42	-2
4	GRIGORYEV M	6	ANTIPOV P	9	KULAGIN D	11	ANTONOV S	13	KHVOSTOV D	1:00	-3



Game No: 40

Lineup Analysis

Анализ

UKR

Lineup efficiency


4	SAINIIEV V	9	POLYULYAK M	13	POLIEZHAIEV I	14	MARCHENKO D	15	ROCHNIAK A	6:15
4	SAINIIEV V	5	PAVLENKO O	10	MYKHAILOV A	13	POLIEZHAIEV I	15	ROCHNIAK A	4:09
4	SAINIIEV V	7	DOLENKO O	10	MYKHAILOV A	14	MARCHENKO D	15	ROCHNIAK A	3:42
5	PAVLENKO O	8	BOROVSKIY R	9	POLYULYAK M	10	MYKHAILOV A	11	OLKHOVSKIY R	3:34
7	DOLENKO O	9	POLYULYAK M	10	MYKHAILOV A	12	MOTORCHUK V	14	MARCHENKO D	2:42
4	SAINIIEV V	5	PAVLENKO O	13	POLIEZHAIEV I	14	MARCHENKO D	15	ROCHNIAK A	2:32
5	PAVLENKO O	6	KYRYCHOK A	9	POLYULYAK M	12	MOTORCHUK V	14	MARCHENKO D	1:47
4	SAINIIEV V	7	DOLENKO O	8	BOROVSKIY R	14	MARCHENKO D	15	ROCHNIAK A	1:43
4	SAINIIEV V	8	BOROVSKIY R	9	POLYULYAK M	13	POLIEZHAIEV I	15	ROCHNIAK A	1:42
4	SAINIIEV V	9	POLYULYAK M	11	OLKHOVSKIY R	13	POLIEZHAIEV I	15	ROCHNIAK A	1:30
4	SAINIIEV V	5	PAVLENKO O	12	MOTORCHUK V	14	MARCHENKO D	15	ROCHNIAK A	1:19
5	PAVLENKO O	6	KYRYCHOK A	9	POLYULYAK M	13	POLIEZHAIEV I	14	MARCHENKO D	1:17
4	SAINIIEV V	5	PAVLENKO O	7	DOLENKO O	12	MOTORCHUK V	15	ROCHNIAK A	1:12
7	DOLENKO O	8	BOROVSKIY R	9	POLYULYAK M	13	POLIEZHAIEV I	15	ROCHNIAK A	1:05
5	PAVLENKO O	6	KYRYCHOK A	7	DOLENKO O	12	MOTORCHUK V	14	MARCHENKO D	1:00
4	SAINIIEV V	5	PAVLENKO O	7	DOLENKO O	12	MOTORCHUK V	14	MARCHENKO D	0:54
4	SAINIIEV V	7	DOLENKO O	11	OLKHOVSKIY R	13	POLIEZHAIEV I	15	ROCHNIAK A	0:51
5	PAVLENKO O	6	KYRYCHOK A	7	DOLENKO O	13	POLIEZHAIEV I	15	ROCHNIAK A	0:45
5	PAVLENKO O	6	KYRYCHOK A	8	BOROVSKIY R	10	MYKHAILOV A	11	OLKHOVSKIY R	0:42
4	SAINIIEV V	9	POLYULYAK M	12	MOTORCHUK V	14	MARCHENKO D	15	ROCHNIAK A	0:31
4	SAINIIEV V	7	DOLENKO O	10	MYKHAILOV A	12	MOTORCHUK V	14	MARCHENKO D	0:26
5	PAVLENKO O	6	KYRYCHOK A	7	DOLENKO O	12	MOTORCHUK V	15	ROCHNIAK A	0:22

Score development

4	SAINIIEV V	7	DOLENKO O	10	MYKHAILOV A	14	MARCHENKO D	15	ROCHNIAK A	3:42	+2
4	SAINIIEV V	5	PAVLENKO O	7	DOLENKO O	12	MOTORCHUK V	14	MARCHENKO D	0:54	+1
4	SAINIIEV V	5	PAVLENKO O	12	MOTORCHUK V	14	MARCHENKO D	15	ROCHNIAK A	1:19	+1
5	PAVLENKO O	6	KYRYCHOK A	7	DOLENKO O	12	MOTORCHUK V	15	ROCHNIAK A	0:22	0
4	SAINIIEV V	7	DOLENKO O	10	MYKHAILOV A	12	MOTORCHUK V	14	MARCHENKO D	0:26	-1
4	SAINIIEV V	5	PAVLENKO O	7	DOLENKO O	12	MOTORCHUK V	15	ROCHNIAK A	1:12	0
4	SAINIIEV V	7	DOLENKO O	8	BOROVSKIY R	14	MARCHENKO D	15	ROCHNIAK A	1:43	-1
4	SAINIIEV V	5	PAVLENKO O	10	MYKHAILOV A	13	POLIEZHAIEV I	15	ROCHNIAK A	4:09	-1
5	PAVLENKO O	6	KYRYCHOK A	8	BOROVSKIY R	10	MYKHAILOV A	11	OLKHOVSKIY R	0:42	-2
5	PAVLENKO O	6	KYRYCHOK A	7	DOLENKO O	13	POLIEZHAIEV I	15	ROCHNIAK A	0:45	-2
4	SAINIIEV V	7	DOLENKO O	11	OLKHOVSKIY R	13	POLIEZHAIEV I	15	ROCHNIAK A	0:51	-2
7	DOLENKO O	8	BOROVSKIY R	9	POLYULYAK M	13	POLIEZHAIEV I	15	ROCHNIAK A	1:05	-2
5	PAVLENKO O	6	KYRYCHOK A	9	POLYULYAK M	13	POLIEZHAIEV I	14	MARCHENKO D	1:17	-2
7	DOLENKO O	9	POLYULYAK M	10	MYKHAILOV A	12	MOTORCHUK V	14	MARCHENKO D	2:42	-2
4	SAINIIEV V	9	POLYULYAK M	12	MOTORCHUK V	14	MARCHENKO D	15	ROCHNIAK A	0:31	-3
4	SAINIIEV V	8	BOROVSKIY R	9	POLYULYAK M	13	POLIEZHAIEV I	15	ROCHNIAK A	1:42	-3
5	PAVLENKO O	6	KYRYCHOK A	9	POLYULYAK M	12	MOTORCHUK V	14	MARCHENKO D	1:47	-3
4	SAINIIEV V	9	POLYULYAK M	11	OLKHOVSKIY R	13	POLIEZHAIEV I	15	ROCHNIAK A	1:30	-4
5	PAVLENKO O	6	KYRYCHOK A	7	DOLENKO O	12	MOTORCHUK V	14	MARCHENKO D	1:00	-5
5	PAVLENKO O	8	BOROVSKIY R	9	POLYULYAK M	10	MYKHAILOV A	11	OLKHOVSKIY R	3:34	-6
4	SAINIIEV V	5	PAVLENKO O	13	POLIEZHAIEV I	14	MARCHENKO D	15	ROCHNIAK A	2:32	-8
4	SAINIIEV V	9	POLYULYAK M	13	POLIEZHAIEV I	14	MARCHENKO D	15	ROCHNIAK A	6:15	-8

LEGEND

+ Shot Made - Shot Missed

Timing and Results provided by  TISSOT



Game No: 49

Start List

Стартовый список

KOR vs EST

Referee: CROSS Gina (USA)

Umpire: BUKURESTI Laszlo Lorand (ROU) / RACYS Saulius (LTU)

KOR - Korea

No.	Name	Pos	Height m / ft in	Age	Current Games Statistics						
					PPG	FG%	3FG%	FT%	RPG	APG	MPG (GP)
4	LEE Jaedo	G	1.81/5'11"	21	2.7	43	0	50	1.0	1.7	10:34 (3)
5	DOO Kyung Min	G	1.84/6'0"	21	15.5	40	37	85	2.5	2.3	28:12 (4)
6	HEO Ung	G	1.86/6'1"	19	8.8	59	46	100	1.8	0.8	14:31 (4)
7	PARK Jae Hyun	G	1.85/6'1"	22	6.8	47	46	75	2.5	1.5	21:56 (4)
8	KIM Jihoo	F	1.88/6'2"	21	8.8	55	54	80	0.8	1.0	11:46 (4)
9	LEE Hyeon Seok	F	1.89/6'2"	20	6.3	38	38	67	1.7	0.7	11:46 (3)
10	BAE Soo Yone	F	1.96/6'5"	21	4.0	33	36	100	1.0	0.5	12:32 (4)
11	JEON Seong Hyen	F	1.90/6'3"	21	6.0	36	32		1.5	0.8	13:52 (4)
12	HAN Ho Bin	G	1.81/5'11"	21	4.0	28	17	71	1.0	3.0	18:40 (4)
13	JEONG Hyo Geun	C	2.00/6'7"	19	11.5	57	70	56	2.5	0.3	16:45 (4)
14	LEE Dae Heon	C	1.98/6'6"	21	6.8	39	0	90	7.8	1.0	26:55 (4)
15	KIM Jun Yi	C	2.01/6'7"	21	8.3	35		56	4.8	1.3	24:17 (4)
Team			1.90/6'3"	20.7	87.0	43	40	72	31.3	14.0	

KOR Played

PR	UKR	100 - 98
PR	OMA	126 - 77
PR	RUS	53 - 113
PR	GER	69 - 93
PR	EST	12 JUL

EST - Estonia


No.	Name	Pos	Height m / ft in	Age	Current Games Statistics						
					PPG	FG%	3FG%	FT%	RPG	APG	MPG (GP)
4	RAUDLA Siim	G	1.90/6'3"	23	0.5	8	0		4.5	1.5	25:24 (4)
6	PUIDET Jaan	G	1.93/6'4"	21	7.5	31	38	92	6.3	2.8	26:56 (4)
8	HAMARSALU Taavi	C	2.01/6'7"	24	4.3	29	25		1.0	1.3	15:08 (3)
9	KEEDUS Erik	F	2.02/6'8"	23	5.3	31	18	50	5.5	3.5	26:56 (4)
10	KERES Kristjan	F	1.97/6'6"	23	9.8	38	31	67	3.3	1.0	27:10 (4)
11	ULP Priidik	G	1.91/6'3"	21	6.7	50	40	100	1.7	0.7	19:33 (3)
12	RAADIK Toomas	C	2.03/6'8"	22	21.0	69	50	95	4.3	2.0	27:36 (4)
13	SAARMETS Madis	C	2.04/6'8"	23	7.3	38	17	43	5.3	0.8	24:37 (4)
14	LIIVAMAGI Kevin	C	2.00/6'7"	20	2.5	9	0	100	2.5	0.0	17:41 (2)
15	VOOLAID Kristjan	F	2.00/6'7"	21	4.3	29	0	33	5.0	0.3	16:54 (3)
Team			1.98/6'6"	22.1	64.0	39	24	79	41.3	13.3	
Coach		LILL Heino									
Assistant Coach		TAMMARU Margus									

EST Played

PR	GER	65 - 59
PR	RUS	43 - 106
PR	UKR	71 - 52
PR	OMA	77 - 52
PR	KOR	12 JUL

LEGEND

(1) Point Guard	(2) Shooting Guard	(3) Small Forward	(4) Power Forward	(5) Centre
(C) Captain	3FG% 3 Points Field Goals %	APG Assists per Game	C Centre	F Forward
FG% Field Goals %	FT% Free Throws %	G Guard	GP Games Played	MPG Minutes Played per Game
Pos Playing Position	PPG Points per Game	PR Preliminary Round	RPG Rebounds per Game	

Timing and Results provided by  TISSOT



Game No: 49

Results
Результаты

Attendance: 313

Match Duration: 1:22

KOR 61 vs 68 EST
(17:13, 14:20, 18:17, 12:18)

Referee: CROSS Gina (USA) Commissioner:
Umpire: BUKURESTI Laszlo Lorand (ROU) / RACYS Saulius (LTU)

Scoring by 5 min intervals:	KOR	Q1		Q2		Q3		Q4	
		M	A	M	A	M	A	M	A
	EST	11	17	25	31	42	49	54	61
		9	13	22	33	43	50	60	68

KOR - Korea

No.	Name	MIN	Field Goals		2 Points		3 Points		Free Throws		Rebounds			AS	TO	ST	BS	PF	FD	PTS
			M/A	%	M/A	%	M/A	%	M/A	%	OR	DR	TOT							
4	LEE Jaedo	0:00	0/0	0	0/0	0	0/0	0	0/0	0	0	0	0	0	0	0	0	0	0	0
*5	DOO Kyung Min	17:39	2/7	29	1/4	25	1/3	33	2/2	100	0	2	2	0	1	2	0	2	3	7
6	HEO Ung	6:15	0/0	0	0/0	0	0/0	0	0/0	0	0	1	1	2	0	0	0	1	0	0
*7	PARK Jae Hyun	32:38	3/10	30	2/6	33	1/4	25	1/2	50	0	1	1	2	2	4	0	0	1	8
8	KIM Jihoo	0:00	0/0	0	0/0	0	0/0	0	0/0	0	0	0	0	0	0	0	0	0	0	0
9	LEE Hyeon Seok	0:00	0/0	0	0/0	0	0/0	0	0/0	0	0	0	0	0	0	0	0	0	0	0
*10	BAE Soo Yone	32:47	0/6	0	0/3	0	0/3	0	0/2	0	1	4	5	0	1	0	0	4	2	0
11	JEON Seong Hyen	18:30	5/8	63	1/1	100	4/7	57	0/0	0	0	0	0	0	0	0	0	0	1	14
12	HAN Ho Bin	23:28	3/6	50	2/3	67	1/3	33	0/0	0	0	2	2	2	2	1	0	2	2	7
13	JEONG Hyo Geun	0:00	0/0	0	0/0	0	0/0	0	0/0	0	0	0	0	0	0	0	0	0	0	0
*14	LEE Dae Heon	31:38	1/3	33	1/3	33	0/0	0	2/2	100	4	3	7	0	2	0	0	3	1	4
*15	KIM Jun Yi	37:05	9/15	60	9/15	60	0/0	0	3/5	60	0	4	4	0	1	0	1	1	5	21
Team / Coach											0	5	5		1					
Totals			23/55	42	16/35	46	7/20	35	8/13	62	5	22	27	6	10	7	1	13	15	61

EST - Estonia

No.	Name	MIN	Field Goals		2 Points		3 Points		Free Throws		Rebounds			AS	TO	ST	BS	PF	FD	PTS
			M/A	%	M/A	%	M/A	%	M/A	%	OR	DR	TOT							
4	RAUDLA Siim	5:12	1/1	100	1/1	100	0/0	0	0/0	0	0	2	2	0	3	0	0	1	0	2
*6	PUIDET Jaan	36:53	7/11	64	6/9	67	1/2	50	0/0	0	3	2	5	3	3	0	0	2	2	15
8	HAMARSALU Taavi	6:26	0/2	0	0/2	0	0/0	0	0/0	0	1	1	2	0	0	0	0	2	0	0
*9	KEEDUS Erik	35:56	1/8	13	1/5	20	0/3	0	2/2	100	2	6	8	2	3	2	0	3	4	4
*10	KERES Kristjan	18:02	1/2	50	1/1	100	0/1	0	0/0	0	1	1	2	1	0	0	0	1	1	2
11	ULP Priidik	9:04	1/2	50	0/0	0	1/2	50	0/0	0	0	1	1	0	0	1	0	0	1	3
*12	RAADIK Toomas	38:32	9/19	47	9/18	50	0/1	0	0/0	0	2	2	4	2	2	0	2	4	3	18
*13	SAARMETS Madis	33:34	7/13	54	3/4	75	4/9	44	0/0	0	2	9	11	3	2	0	2	2	0	18
14	LIIVAMAGI Kevin	0:00	0/0	0	0/0	0	0/0	0	0/0	0	0	0	0	0	0	0	0	0	0	0
15	VOOLAID Kristjan	16:21	2/5	40	1/2	50	1/3	33	1/1	100	0	3	3	1	0	0	0	0	2	6
Team / Coach											1	1	2		0					
Totals			29/63	46	22/42	52	7/21	33	3/3	100	12	28	40	12	13	3	4	15	13	68
Coach		LILL Heino																		
Assistant Coach		TAMMARU Margus																		

	KOR	EST
Points from Turnovers	8	4
Points in the Paint	20	44
Second Chance Points	2	10
Fast Break Points	2	0

	KOR	EST
Biggest Lead	10	9
Biggest Scoring Run	8-0 (23-13)	7-0 (23-20)
Lead Changes	7	
Times Tied	6	

LEGEND			
%	Shooting Percentage	(C)	Captain
BS	Blocked Shots	DR	Defensive Rebounds
OR	Offensive Rebounds	OTx	Overtime
S	Suspended	ST	Steals
(I)	Injured	FD	Fouls Drawn
PF	Fouls	PTS	Points
TO	Turnovers	TOT	Total Rebounds
*	Starters	AS	Assists
M/A	Made / Attempts	MIN	Minutes Played
Qx	Quarter Time		

Timing and Results provided by TISSOT



Game No: 49

Shot Chart
Схема бросков

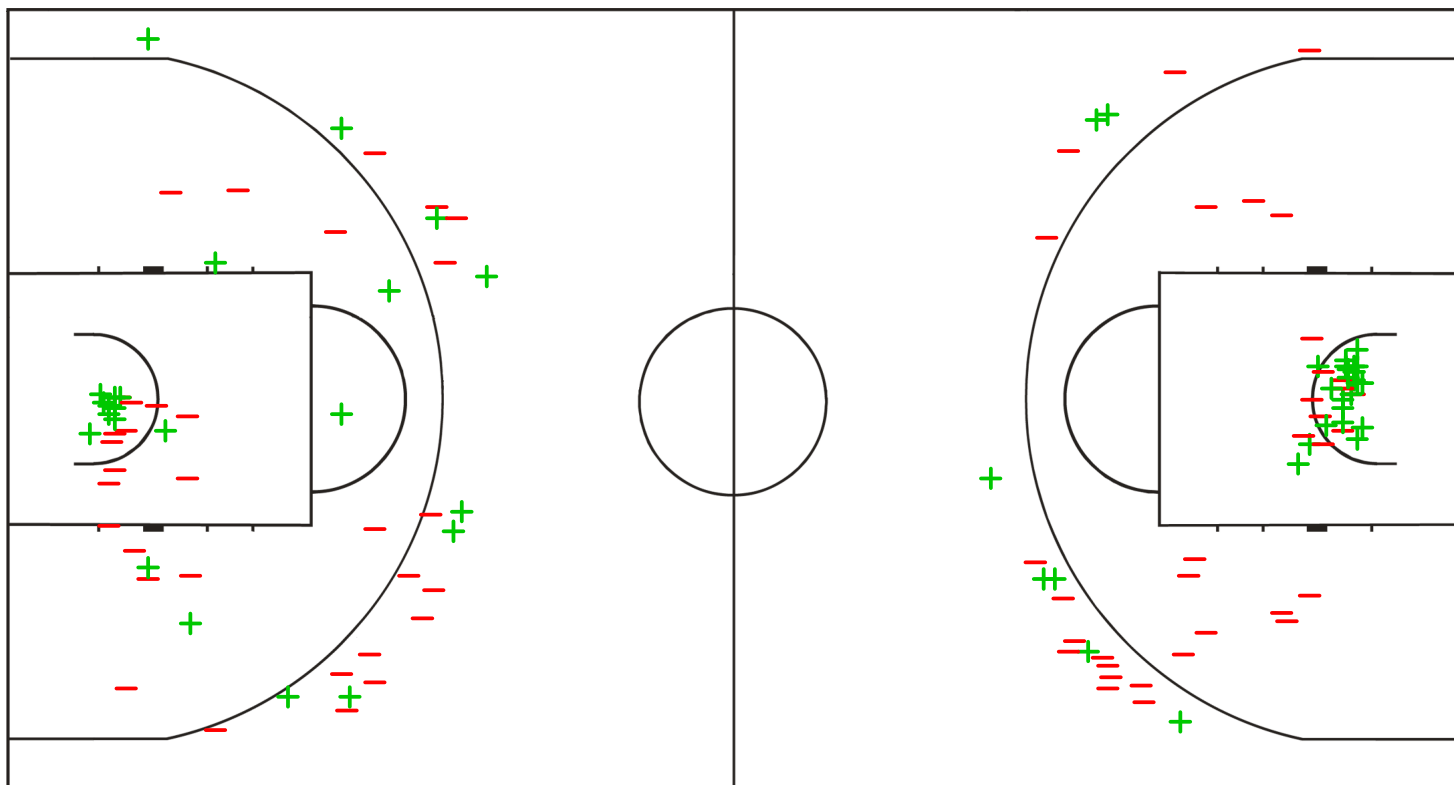
KOR 61 vs 68 EST
(17 - 13, 14 - 20, 18 - 17, 12 - 18)

Scoring by 5 min intervals:

	Q1		Q2		Q3		Q4	
KOR	11	17	25	31	42	49	54	61
EST	9	13	22	33	43	50	60	68

KOR - Korea

EST - Estonia



LEGEND

+ Shot Made

- Shot Missed

Timing and Results provided by **TISSOT**



Game No: 49

Shot Chart
Схема бросков

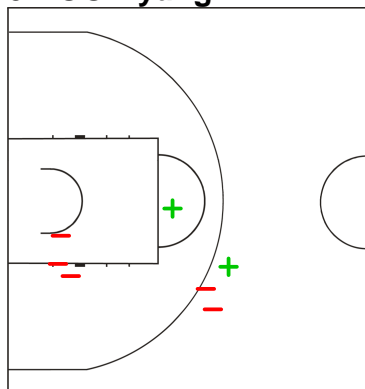
KOR 61 vs 68 EST
(17 - 13, 14 - 20, 18 - 17, 12 - 18)

Scoring by 5 min intervals:

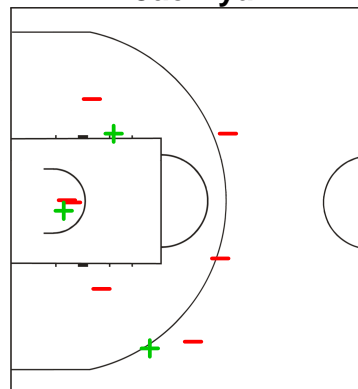
	Q1		Q2		Q3		Q4	
KOR	11	17	25	31	42	49	54	61
EST	9	13	22	33	43	50	60	68

KOR - Korea

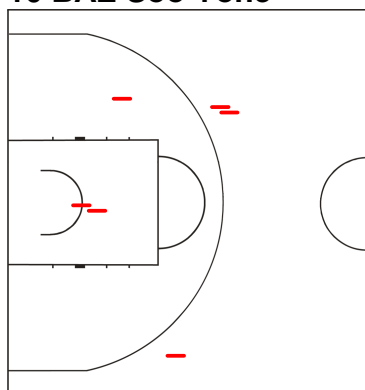
5 DOO Kyung Min



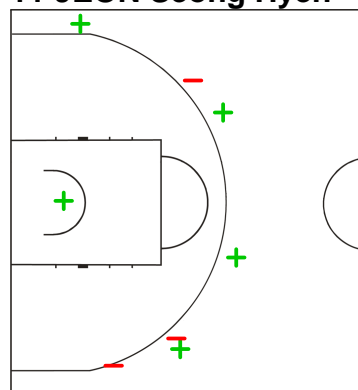
7 PARK Jae Hyun



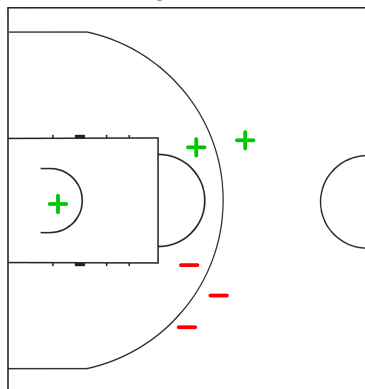
10 BAE Soo Yone



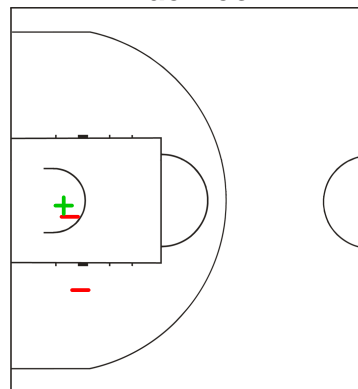
11 JEON Seong Hyen



12 HAN Ho Bin



14 LEE Dae Heon



LEGEND

+ Shot Made

-

Shot Missed

Timing and Results provided by TISSOT



Game No: 49

Shot Chart
Схема бросков

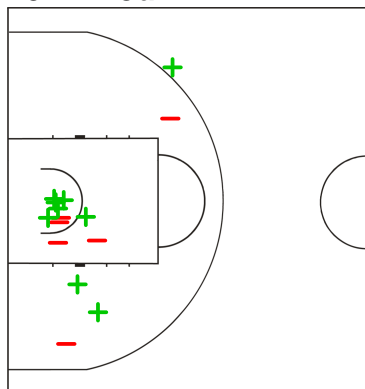
KOR 61 vs 68 EST
(17 - 13, 14 - 20, 18 - 17, 12 - 18)

Scoring by 5 min intervals:

	Q1		Q2		Q3		Q4	
KOR	11	17	25	31	42	49	54	61
EST	9	13	22	33	43	50	60	68

KOR - Korea

15 KIM Jun YI



LEGEND

+ Shot Made

- Shot Missed



Game No: 49

Shot Chart
Схема бросков

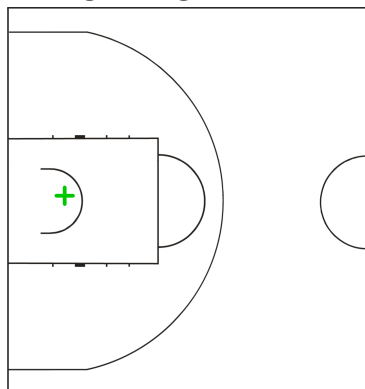
KOR 61 vs 68 EST
(17 - 13, 14 - 20, 18 - 17, 12 - 18)

Scoring by 5 min intervals:

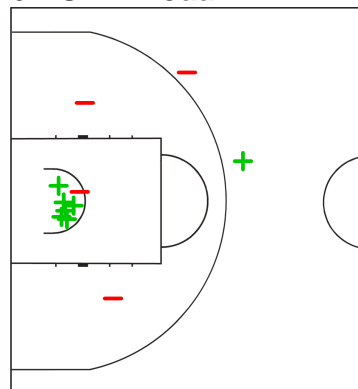
	Q1		Q2		Q3		Q4	
KOR	11	17	25	31	42	49	54	61
EST	9	13	22	33	43	50	60	68

EST - Estonia

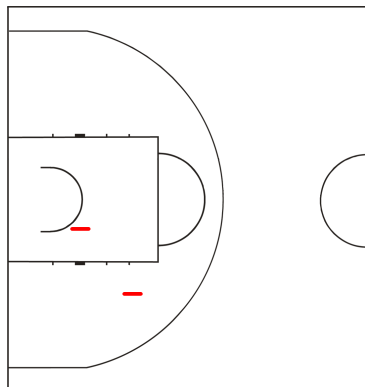
4 RAUDLA Siim



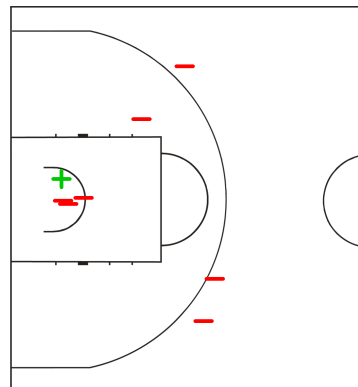
6 PUIDET Jaan



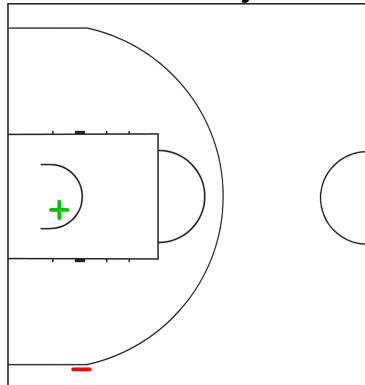
8 HAMARSALU Taavi



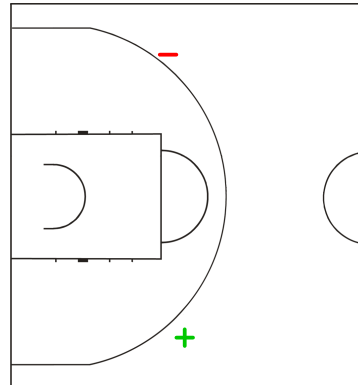
9 KEEDUS Erik



10 KERES Kristjan



11 ULP Priidik



LEGEND

+ Shot Made

-

Shot Missed

Timing and Results provided by TISSOT



Game No: 49

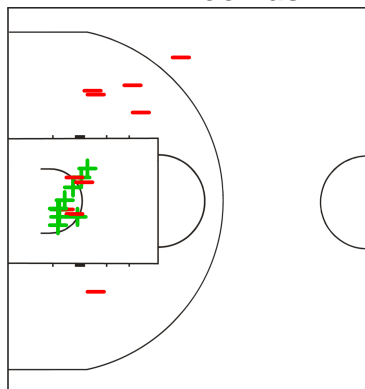
Shot Chart
Схема бросков

KOR 61 vs 68 EST
(17 - 13, 14 - 20, 18 - 17, 12 - 18)

Scoring by 5 min intervals:

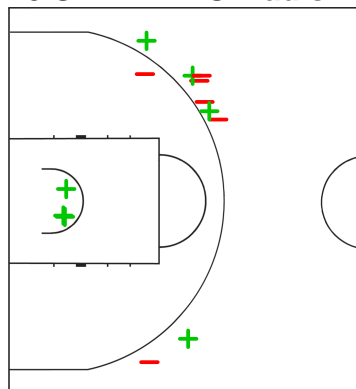
	Q1		Q2		Q3		Q4	
KOR	11	17	25	31	42	49	54	61
EST	9	13	22	33	43	50	60	68

12 RAADIK Toomas

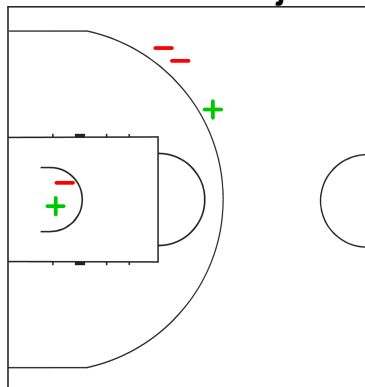


EST - Estonia

13 SAARMETS Madis



15 VOOLAID Kristjan



LEGEND

+ Shot Made

- Shot Missed



Game No: 49

Lineup Analysis

Анализ

KOR 61 vs 68 EST

KOR

Lineup efficiency

5 DOO K	7 PARK J	10 BAE S	14 LEE D	15 KIM J	11:40
7 PARK J	10 BAE S	11 JEON S	12 HAN H	15 KIM J	5:54
7 PARK J	10 BAE S	12 HAN H	14 LEE D	15 KIM J	5:14
7 PARK J	11 JEON S	12 HAN H	14 LEE D	15 KIM J	4:02
6 HEO U	10 BAE S	12 HAN H	14 LEE D	15 KIM J	3:29
7 PARK J	10 BAE S	11 JEON S	12 HAN H	14 LEE D	2:55
5 DOO K	7 PARK J	10 BAE S	11 JEON S	15 KIM J	2:28
5 DOO K	6 HEO U	11 JEON S	14 LEE D	15 KIM J	1:59
5 DOO K	10 BAE S	12 HAN H	14 LEE D	15 KIM J	1:07
6 HEO U	11 JEON S	12 HAN H	14 LEE D	15 KIM J	0:47
5 DOO K	7 PARK J	11 JEON S	14 LEE D	15 KIM J	0:25

Score development

6 HEO U	11 JEON S	12 HAN H	14 LEE D	15 KIM J	0:47	+3
5 DOO K	10 BAE S	12 HAN H	14 LEE D	15 KIM J	1:07	+2
5 DOO K	7 PARK J	11 JEON S	14 LEE D	15 KIM J	0:25	0
5 DOO K	7 PARK J	10 BAE S	11 JEON S	15 KIM J	2:28	0
7 PARK J	10 BAE S	11 JEON S	12 HAN H	14 LEE D	2:55	-1
7 PARK J	10 BAE S	12 HAN H	14 LEE D	15 KIM J	5:14	-1
7 PARK J	10 BAE S	11 JEON S	12 HAN H	15 KIM J	5:54	-1
5 DOO K	7 PARK J	10 BAE S	14 LEE D	15 KIM J	11:40	0
5 DOO K	6 HEO U	11 JEON S	14 LEE D	15 KIM J	1:59	-3
6 HEO U	10 BAE S	12 HAN H	14 LEE D	15 KIM J	3:29	-3
7 PARK J	11 JEON S	12 HAN H	14 LEE D	15 KIM J	4:02	-3



Game No: 52

Start List

Стартовый список

UKR vs OMA

Referee: KRUG Sergey (RUS)

Umpire: KENYON Reid Allan (CAN) / HILKE Henri (FIN)

UKR - Ukraine

No.	Name	Pos	Height m / ft in	Age	Current Games Statistics						
					PPG	FG%	3FG%	FT%	RPG	APG	MPG (GP)
4	SAINIIEV Vasyi		1.77/5'10"	24	6.0	21	29	50	4.5	2.8	32:49 (4)
5	PAVLENKO Oleksii		1.88/6'2"	23	2.0	19	0	50	0.3	0.5	16:10 (4)
6	KYRYCHOK Andrii		1.93/6'4"	21	0.0	0	0		0.7	0.0	4:46 (3)
7	DOLENKO Oleksandr		1.90/6'3"	23	5.0	23	14	82	3.3	0.3	15:17 (4)
8	BOROVSKIY Rodion		2.02/6'8"	20	3.7	40	43		2.0	0.3	8:07 (3)
9	POLYULYAK Mykola		1.92/6'4"	22	8.5	36	26	38	5.8	1.3	28:17 (4)
10	MYKHAILOV Anton		1.97/6'6"	21	3.5	30	0	33	1.8	0.8	15:02 (4)
11	OLKHOVSKIY Roman		1.97/6'6"	22	0.7	14	0		1.3	0.7	5:39 (3)
12	MOTORCHUK Viacheslav		2.08/6'10"	21	4.0	50		27	5.3	1.0	13:57 (4)
13	POLIEZHAIEV Ivan		2.04/6'8"	24	6.3	35	14	50	6.3	1.0	20:39 (4)
14	MARCHENKO Dmytro		2.02/6'8"	21	7.0	30		62	4.0	0.5	19:57 (4)
15	ROCHNIAK Anton		2.04/6'8"	21	17.3	49	62	47	7.0	1.5	30:10 (4)
Team			1.96/6'5"	21.9	62.8	33	29	49	47.3	10.3	
Coach		KULIBABA Valentyn									
Assistant Coach		ARABADZHY Tymur									

UKR Played		
PR	KOR	98 - 100
PR	GER	58 - 78
PR	EST	52 - 71
PR	RUS	43 - 94
PR	OMA	12 JUL


OMA - Oman

No.	Name	Pos	Height m / ft in	Age	Current Games Statistics						
					PPG	FG%	3FG%	FT%	RPG	APG	MPG (GP)
4	AL SIBANI Ahmed		1.75/5'9"	21	2.3	23	50	100	2.0	1.8	21:44 (4)
5	AMABOU ALI Mahmood		1.84/6'0"	23	2.0	10	7	33	1.0	0.7	18:28 (3)
6	AL HALHALI Ahmed		1.88/6'2"	20	7.5	28	10	33	4.5	2.0	27:37 (4)
7	AL AAMRI Nouh		1.75/5'9"	21	7.3	23	26	50	2.5	0.3	21:33 (4)
8	AL ASMI Mohamed		1.86/6'1"	21	7.8	39	25	50	3.5	0.3	22:57 (4)
9	BANI ARABA Haitham		1.86/6'1"	19	5.0	39	0	100	3.3	0.5	20:57 (4)
11	AL YARABI Ashraf		1.87/6'2"	24	0.0	0			4.0	0.0	20:51 (1)
12	AL JAMOUDI Faisal		1.95/6'5"	22	1.5	25	25		0.0	0.0	13:14 (2)
13	AL AMRANI Mohammed		1.99/6'6"	19	3.0	27		0	3.0	0.0	15:35 (4)
14	AL SAADI Said		1.91/6'3"	19	5.5	55		0	3.0	0.3	17:16 (4)
15	AL FARRAJI Hassan		1.93/6'4"	24	5.8	38	0	75	7.3	1.0	26:37 (4)
Team			1.87/6'2"	21.2	46.3	30	17	52	34.3	6.5	
Coach		FILIP LUETIC Neven									
Assistant Coach		AL BUSAIDI Ghassan Mahasin									

OMA Played		
PR	RUS	24 - 117
PR	KOR	77 - 126
PR	GER	32 - 123
PR	EST	52 - 77
PR	UKR	12 JUL

LEGEND

(1) Point Guard	(2) Shooting Guard	(3) Small Forward	(4) Power Forward	(5) Centre
(C) Captain	3FG% 3 Points Field Goals %	APG Assists per Game	C Centre	F Forward
FG% Field Goals %	FT% Free Throws %	G Guard	GP Games Played	MPG Minutes Played per Game
Pos Playing Position	PPG Points per Game	PR Preliminary Round	RPG Rebounds per Game	

Timing and Results provided by  TISSOT



Game No: 52

Results
Результаты

Attendance: 300

Match Duration: 1:28

UKR 99 vs 35 OMA
(25:9, 32:10, 19:9, 23:7)

Referee: KRUG Sergey (RUS)

Commissioner:

Umpire: KENYON Reid Allan (CAN) / HILKE Henri (FIN)

Scoring by 5 min intervals:	UKR	Q1		Q2		Q3		Q4	
		14	25	38	57	67	76	84	99
	OMA	4	9	12	19	21	28	33	35

UKR - Ukraine

No.	Name	MIN	Field Goals		2 Points		3 Points		Free Throws		Rebounds			AS	TO	ST	BS	PF	FD	PTS
			M/A	%	M/A	%	M/A	%	M/A	%	OR	DR	TOT							
*4	SAINIIEV Vasyl	15:34	1/3	33	0/1	0	1/2	50	0/0	0	0	4	4	1	0	1	0	1	1	3
5	PAVLENKO Oleksii	22:16	5/8	63	4/5	80	1/3	33	1/1	100	0	2	2	3	1	1	2	4	1	12
6	KYRYCHOK Andrii	11:14	3/7	43	3/7	43	0/0	0	1/2	50	0	0	0	0	0	1	0	0	1	7
7	DOLENKO Oleksandr	22:51	1/1	100	1/1	100	0/0	0	3/4	75	1	2	3	5	2	0	1	4	4	5
8	BOROVSKIY Rodion	14:40	5/11	45	4/6	67	1/5	20	0/0	0	4	3	7	1	1	2	0	0	0	11
*9	POLYULYAK Mykola	20:06	4/7	57	1/1	100	3/6	50	0/0	0	0	4	4	4	1	0	0	1	0	11
*10	MYKHAILOV Anton	24:55	5/9	56	5/8	63	0/1	0	3/5	60	1	2	3	2	0	0	0	0	3	13
11	OLKHOVSKIY Roman	12:43	0/2	0	0/1	0	0/1	0	2/4	50	2	4	6	1	0	0	1	0	2	2
12	MOTORCHUK Viacheslav	0:00	0/0	0	0/0	0	0/0	0	0/0	0	0	0	0	0	0	0	0	0	0	0
*13	POLIEZHAIIEV Ivan	14:59	4/8	50	3/6	50	1/2	50	2/2	100	1	5	6	0	3	0	0	1	2	11
14	MARCHENKO Dmytro	18:36	1/3	33	1/2	50	0/1	0	1/4	25	0	7	7	0	3	0	2	2	3	3
*15	ROCHNIAK Anton	22:06	8/8	100	6/6	100	2/2	100	3/3	100	2	2	4	4	0	0	0	0	3	21
Team / Coach											2	5	7							
Totals			37/67	55	28/44	64	9/23	39	16/25	64	13	40	53	21	11	5	6	13	20	99

Coach	KULIBABA Valentyn
Assistant Coach	ARABADZHY Tymur

OMA - Oman

No.	Name	MIN	Field Goals		2 Points		3 Points		Free Throws		Rebounds			AS	TO	ST	BS	PF	FD	PTS
			M/A	%	M/A	%	M/A	%	M/A	%	OR	DR	TOT							
*4	AL SIBANI Ahmed	34:02	3/10	30	3/8	38	0/2	0	1/2	50	1	0	1	3	3	3	0	4	3	7
5	AMABOU ALI Mahmood	0:00	0/0	0	0/0	0	0/0	0	0/0	0	0	0	0	0	0	0	0	0	0	0
*6	AL HALHALI Ahmed	18:26	1/8	13	0/2	0	1/6	17	0/0	0	3	0	3	1	1	0	0	2	2	3
*7	AL AAMRI Nouh	37:17	2/17	12	2/11	18	0/6	0	2/4	50	1	3	4	1	4	0	0	0	4	6
*8	AL ASMI Mohamed	29:16	2/7	29	1/5	20	1/2	50	2/2	100	0	4	4	1	2	1	0	1	1	7
9	BANI ARABA Haitham	21:34	2/5	40	2/4	50	0/1	0	0/0	0	0	5	5	0	2	1	0	4	1	4
11	AL YARABI Ashraf	0:00	0/0	0	0/0	0	0/0	0	0/0	0	0	0	0	0	0	0	0	0	0	0
12	AL JAMOUDI Faisal	0:00	0/0	0	0/0	0	0/0	0	0/0	0	0	0	0	0	0	0	0	0	0	0
13	AL AMRANI Mohanned	9:53	1/4	25	1/4	25	0/0	0	0/0	0	1	1	2	0	0	0	0	2	0	2
14	AL SAADI Said	19:25	2/6	33	2/6	33	0/0	0	0/0	0	1	3	4	0	1	0	1	3	1	4
*15	AL FARRAJI Hassan	30:07	1/7	14	1/6	17	0/1	0	0/0	0	0	5	5	0	2	2	1	4	1	2
Team / Coach											4	1	5		2					
Totals			14/64	22	12/46	26	2/18	11	5/8	63	11	22	33	6	17	7	2	20	13	35

Coach	FILIP LUETIC Neven
Assistant Coach	AL BUSAIDI Ghassan Mahasin

	UKR	OMA
Points from Turnovers	21	6
Points in the Paint	54	20
Second Chance Points	14	4
Fast Break Points	21	8

	UKR	OMA
Biggest Lead	64	0
Biggest Scoring Run	18-0 (95-33)	5-0 (14-7)
Lead Changes	0	
Times Tied	0	

LEGEND			
%	Shooting Percentage	(C)	Captain
BS	Blocked Shots	DR	Defensive Rebounds
OR	Offensive Rebounds	OTx	Overtime
S	Suspended	ST	Steals
(I)	Injured	FD	Fouls Drawn
*	Starters	PF	Fouls
M/A	Made / Attempts	TO	Turnovers
PTS	Points	AS	Assists
TOT	Total Rebounds	MIN	Minutes Played
		Qx	Quarter Time

Timing and Results provided by TISSOT



Game No: 52

Shot Chart
Схема бросков

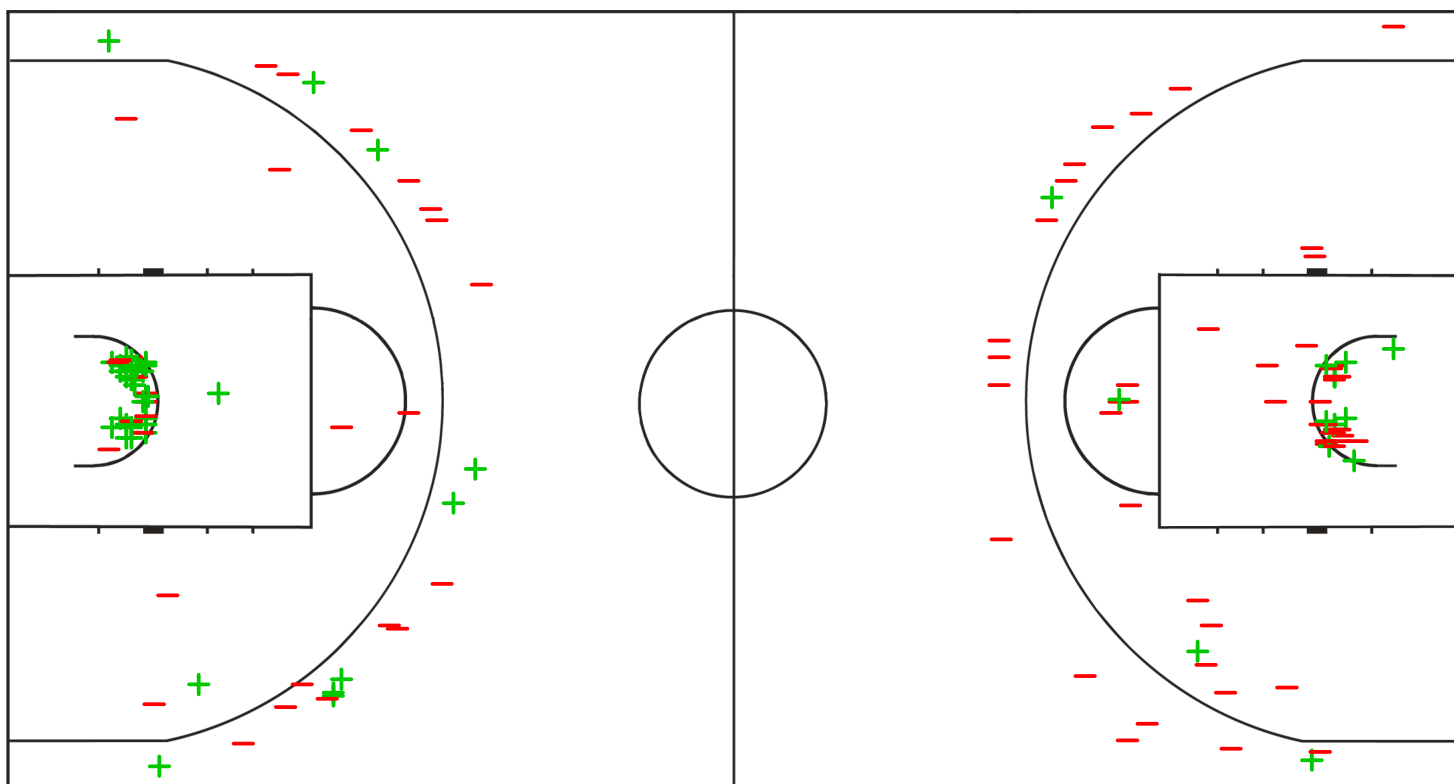
UKR 99 vs 35 OMA
(25 - 9, 32 - 10, 19 - 9, 23 - 7)

Scoring by 5 min intervals:

	Q1		Q2		Q3		Q4	
UKR	14	25	38	57	67	76	84	99
OMA	4	9	12	19	21	28	33	35

UKR - Ukraine

OMA - Oman



LEGEND

+ Shot Made

- Shot Missed

Timing and Results provided by **TISSOT**



Game No: 52

Shot Chart
Схема бросков

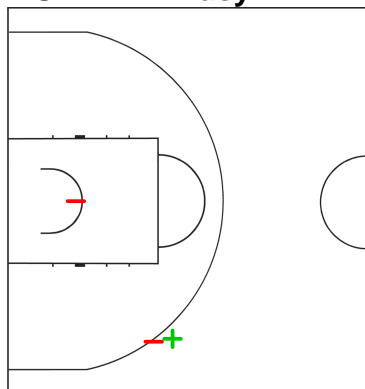
UKR 99 vs 35 OMA
(25 - 9, 32 - 10, 19 - 9, 23 - 7)

Scoring by 5 min intervals:

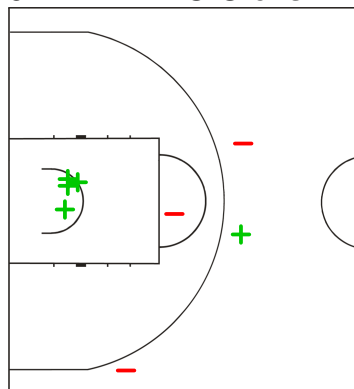
	Q1		Q2		Q3		Q4	
UKR	14	25	38	57	67	76	84	99
OMA	4	9	12	19	21	28	33	35

UKR - Ukraine

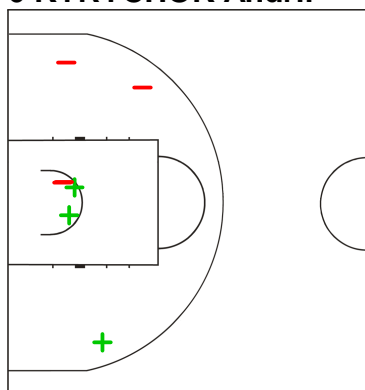
4 SAINIIEV Vasyly



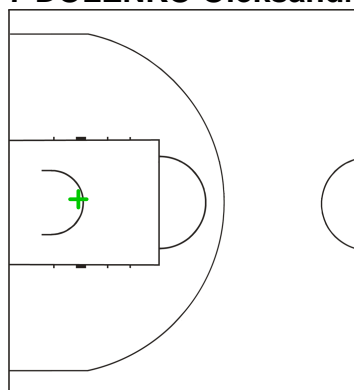
5 PAVLENKO Oleksii



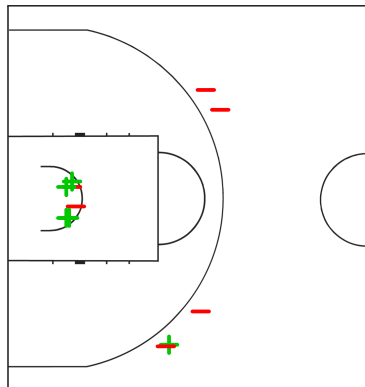
6 KYRYCHOK Andrii



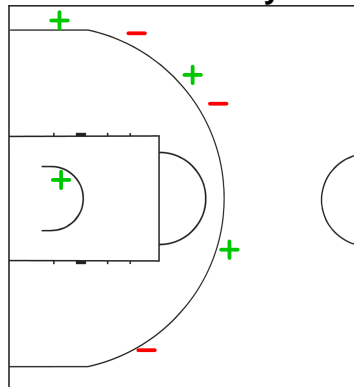
7 DOLENKO Oleksandr



8 BOROVSYYI Rodion



9 POLYULYAK Mykola



LEGEND

+ Shot Made

-

Shot Missed

Timing and Results provided by TISSOT



Game No: 52

Shot Chart

Схема бросков

UKR 99 vs 35 OMA

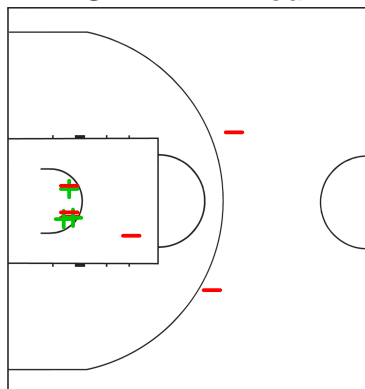
(25 - 9, 32 - 10, 19 - 9, 23 - 7)

Scoring by 5 min intervals:

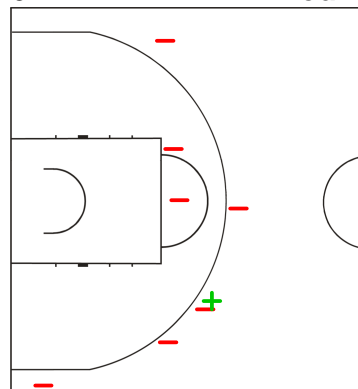
	Q1		Q2		Q3		Q4	
UKR	14	25	38	57	67	76	84	99
OMA	4	9	12	19	21	28	33	35

OMA - Oman

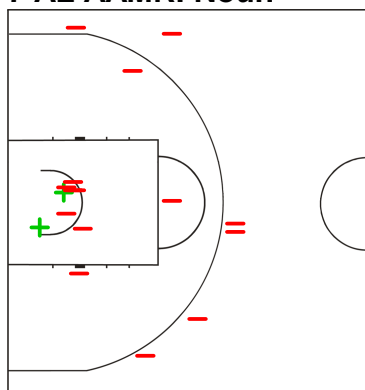
4 AL SIBANI Ahmed



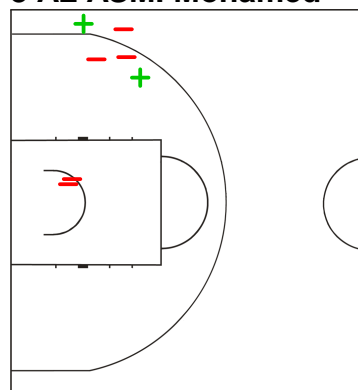
6 AL HALHALI Ahmed



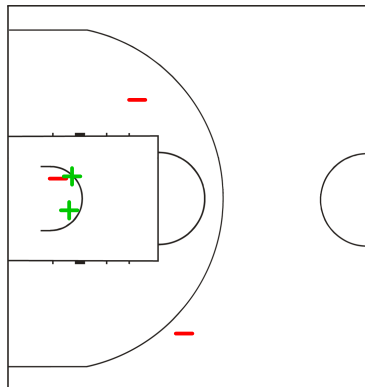
7 AL AAMRI Nouh



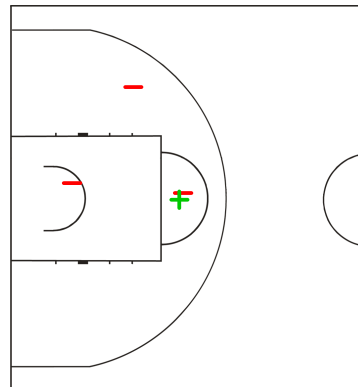
8 AL ASMI Mohamed



9 BANI ARABA Haitham



13 AL AMRANI Mohanned



LEGEND

+ Shot Made

-

Shot Missed

Timing and Results provided by TISSOT



Game No: 52

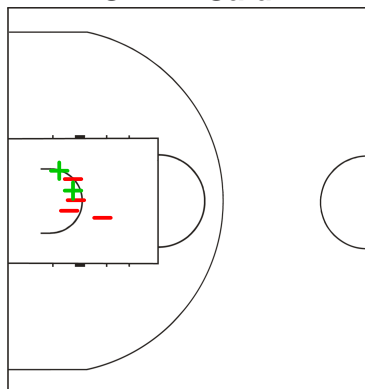
Shot Chart
Схема бросков

UKR 99 vs 35 OMA
(25 - 9, 32 - 10, 19 - 9, 23 - 7)

Scoring by 5 min intervals:

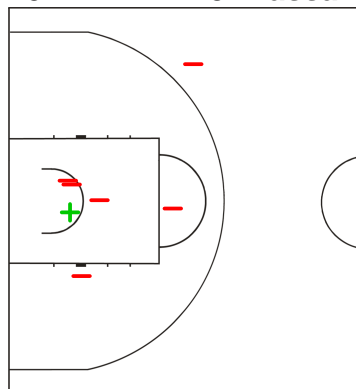
	Q1		Q2		Q3		Q4	
UKR	14	25	38	57	67	76	84	99
OMA	4	9	12	19	21	28	33	35

14 AL SAADI Said



OMA - Oman

15 AL FARRAJI Hassan



LEGEND

+ Shot Made

- Shot Missed

Timing and Results provided by TISSOT



Game No: 52

Lineup Analysis

Анализ

UKR 99 vs 35 OMA

UKR

Lineup efficiency

4	SAINIIEV V	9	POLYULYAK M	10	MYKHAILOV A	13	POLIEZHAIEV I	15	ROCHNIAK A	6:20
5	PAVLENKO O	7	DOLENKO O	8	BOROVSKIY R	10	MYKHAILOV A	11	OLKHOVSKIY R	5:06
5	PAVLENKO O	6	KYRYCHOK A	7	DOLENKO O	10	MYKHAILOV A	14	MARCHENKO D	4:19
5	PAVLENKO O	8	BOROVSKIY R	9	POLYULYAK M	14	MARCHENKO D	15	ROCHNIAK A	3:30
4	SAINIIEV V	5	PAVLENKO O	10	MYKHAILOV A	13	POLIEZHAIEV I	15	ROCHNIAK A	3:21
6	KYRYCHOK A	7	DOLENKO O	8	BOROVSKIY R	10	MYKHAILOV A	11	OLKHOVSKIY R	3:21
8	BOROVSKIY R	9	POLYULYAK M	11	OLKHOVSKIY R	14	MARCHENKO D	15	ROCHNIAK A	2:43
4	SAINIIEV V	5	PAVLENKO O	7	DOLENKO O	13	POLIEZHAIEV I	14	MARCHENKO D	2:04
7	DOLENKO O	9	POLYULYAK M	10	MYKHAILOV A	14	MARCHENKO D	15	ROCHNIAK A	1:43
4	SAINIIEV V	5	PAVLENKO O	7	DOLENKO O	13	POLIEZHAIEV I	15	ROCHNIAK A	1:43
5	PAVLENKO O	6	KYRYCHOK A	7	DOLENKO O	9	POLYULYAK M	11	OLKHOVSKIY R	1:33
4	SAINIIEV V	7	DOLENKO O	9	POLYULYAK M	13	POLIEZHAIEV I	14	MARCHENKO D	1:31
6	KYRYCHOK A	7	DOLENKO O	9	POLYULYAK M	14	MARCHENKO D	15	ROCHNIAK A	1:31
5	PAVLENKO O	9	POLYULYAK M	10	MYKHAILOV A	14	MARCHENKO D	15	ROCHNIAK A	0:40
4	SAINIIEV V	6	KYRYCHOK A	9	POLYULYAK M	14	MARCHENKO D	15	ROCHNIAK A	0:30
4	SAINIIEV V	9	POLYULYAK M	10	MYKHAILOV A	14	MARCHENKO D	15	ROCHNIAK A	0:05

Score development

5	PAVLENKO O	7	DOLENKO O	8	BOROVSKIY R	10	MYKHAILOV A	11	OLKHOVSKIY R	5:06	+14
5	PAVLENKO O	8	BOROVSKIY R	9	POLYULYAK M	14	MARCHENKO D	15	ROCHNIAK A	3:30	+8
4	SAINIIEV V	9	POLYULYAK M	10	MYKHAILOV A	13	POLIEZHAIEV I	15	ROCHNIAK A	6:20	+8
4	SAINIIEV V	5	PAVLENKO O	7	DOLENKO O	13	POLIEZHAIEV I	15	ROCHNIAK A	1:43	+6
4	SAINIIEV V	7	DOLENKO O	9	POLYULYAK M	13	POLIEZHAIEV I	14	MARCHENKO D	1:31	+5
8	BOROVSKIY R	9	POLYULYAK M	11	OLKHOVSKIY R	14	MARCHENKO D	15	ROCHNIAK A	2:43	+5
4	SAINIIEV V	5	PAVLENKO O	10	MYKHAILOV A	13	POLIEZHAIEV I	15	ROCHNIAK A	3:21	+5
6	KYRYCHOK A	7	DOLENKO O	9	POLYULYAK M	14	MARCHENKO D	15	ROCHNIAK A	1:31	+4
7	DOLENKO O	9	POLYULYAK M	10	MYKHAILOV A	14	MARCHENKO D	15	ROCHNIAK A	1:43	+4
6	KYRYCHOK A	7	DOLENKO O	8	BOROVSKIY R	10	MYKHAILOV A	11	OLKHOVSKIY R	3:21	+4
4	SAINIIEV V	5	PAVLENKO O	7	DOLENKO O	13	POLIEZHAIEV I	14	MARCHENKO D	2:04	+3
4	SAINIIEV V	9	POLYULYAK M	10	MYKHAILOV A	14	MARCHENKO D	15	ROCHNIAK A	0:05	+2
4	SAINIIEV V	6	KYRYCHOK A	9	POLYULYAK M	14	MARCHENKO D	15	ROCHNIAK A	0:30	0
5	PAVLENKO O	6	KYRYCHOK A	7	DOLENKO O	10	MYKHAILOV A	14	MARCHENKO D	4:19	0
5	PAVLENKO O	9	POLYULYAK M	10	MYKHAILOV A	14	MARCHENKO D	15	ROCHNIAK A	0:40	-2
5	PAVLENKO O	6	KYRYCHOK A	7	DOLENKO O	9	POLYULYAK M	11	OLKHOVSKIY R	1:33	-2



Game No: 50

Start List

Стартовый список

RUS vs GER

Referee: KOVER Fabio (BRA)

Umpire: KUCERA Stanislav (CZE) / RODSAND Torkild (NOR)

RUS - Russian Fed.

No.	Name	Pos	Height m / ft in	Age	Current Games Statistics						
					PPG	FG%	3FG%	FT%	RPG	APG	MPG (GP)
4	GRIGORYEV Maxim	G	1.95/6'5"	23	12.0	51	46	0	4.3	2.3	15:39 (4)
5	ZARYAZHKO Victor	G	1.94/6'4"	20	6.3	48	22	50	3.8	3.0	15:16 (4)
6	ANTIPOV Pavel	F	2.02/6'8"	21	12.0	66	33	100	2.5	1.0	16:53 (4)
7	KARASEV Sergey	F	2.03/6'8"	19	20.8	66	58	67	4.3	3.8	19:51 (4)
8	IVLEV Vladimir	F	2.07/6'9"	23	6.8	69	0	56	5.5	0.3	12:03 (4)
9	KULAGIN Dmitrii	G	1.99/6'6"	21	10.8	50	44	58	5.5	5.3	20:10 (4)
10	VIKHROV Artem	G	1.95/6'5"	20	5.5	60	0	80	3.5	3.3	18:36 (4)
11	ANTONOV Semen	F	2.02/6'8"	23	8.8	53	29	50	2.8	1.8	16:51 (4)
12	ZUBKOV Andrey	F	2.05/6'9"	22	9.5	50	40	100	5.8	1.0	15:45 (4)
13	KHVOSTOV Dmitriy	G	1.90/6'3"	23	4.0	40	38	50	1.3	3.8	19:38 (4)
14	VALIEV Evgeny	F	2.05/6'9"	23	4.5	50	0	67	3.3	0.5	12:47 (4)
15	BALASHOV Nikita	F	2.07/6'9"	22	6.8	46	0	100	5.5	0.8	13:57 (4)
Team			2.00/6'7"	21.7	107.5	55	38	68	50.3	26.5	
Coach		KARASEV Vasily									
Assistant Coach		VASILYEV Alexey									

RUS Played		
PR	OMA	117 - 24
PR	EST	106 - 43
PR	KOR	113 - 53
PR	UKR	94 - 43
PR	GER	12 JUL


GER - Germany

No.	Name	Pos	Height m / ft in	Age	Current Games Statistics						
					PPG	FG%	3FG%	FT%	RPG	APG	MPG (GP)
4	CANTY Anthony	G	1.83/6'0"	22	9.5	35	15	93	1.8	2.3	20:12 (4)
5	JOENKE Till-Joscha	G	1.89/6'2"	21	6.0	42	50	60	4.0	0.8	18:58 (4)
6	KOCH Florian	F	1.97/6'6"	21	3.0	43	0		3.5	0.5	10:38 (2)
7	KLEIN Konstantin	G	1.87/6'2"	22	8.8	50	36	100	3.0	2.5	20:04 (4)
8	SCHMIDT Stefan	C	2.04/6'8"	24	9.0	48		67	5.5	1.3	19:39 (4)
9	MOENNINGHOFF Mathis	G	2.00/6'7"	21	9.8	35	33	89	2.0	1.8	23:44 (4)
10	KRAMER Dennis	F	2.08/6'10"	21	5.5	48	0		3.5	1.3	11:10 (4)
11	ZEIS Peter	F	1.97/6'6"	24	5.5	32	24	80	3.3	0.5	20:05 (4)
12	WENDT Ole	G	1.90/6'3"	20	6.0	31	25	33	4.5	2.8	22:28 (4)
13	WOHLFARTH-BOTTERMANN Jonas	C	2.07/6'9"	23	16.0	69		46	8.0	1.3	23:01 (4)
14	VOIGTMANN Johannes	C	2.08/6'10"	20	9.8	68		50	7.8	1.8	14:39 (4)
15	ZIEGENHAGEN Malte	G	1.93/6'4"	22	1.0	22	0		2.0	1.5	6:11 (4)
Team			1.97/6'6"	21.8	88.3	46	24	69	52.0	17.8	
Coach		STOLZ Olaf									
Assistant Coach		BAUER Robert									

GER Played		
PR	EST	59 - 65
PR	UKR	78 - 58
PR	OMA	123 - 32
PR	KOR	93 - 69
PR	RUS	12 JUL

LEGEND

(1)	Point Guard	(2)	Shooting Guard	(3)	Small Forward	(4)	Power Forward	(5)	Centre
(C)	Captain	3FG%	3 Points Field Goals %	APG	Assists per Game	C	Centre	F	Forward
FG%	Field Goals %	FT%	Free Throws %	G	Guard	GP	Games Played	MPG	Minutes Played per Game
Pos	Playing Position	PPG	Points per Game	PR	Preliminary Round	RPG	Rebounds per Game		

Timing and Results provided by  TISSOT



Game No: 50

Results
Результаты

Attendance: 2500

Match Duration: 1:37

RUS 80 vs 52 GER
(15:7, 22:15, 23:16, 20:14)

Referee: KOVER Fabio (BRA)

Commissioner:

Umpire: KUCERA Stanislav (CZE) / RODSAND Torkild (NOR)

		Q1		Q2		Q3		Q4	
Scoring by 5 min intervals:	RUS	7	15	26	37	50	60	71	80
	GER	5	7	19	22	31	38	44	52

RUS - Russian Fed.

No.	Name	MIN	Field Goals		2 Points		3 Points		Free Throws		Rebounds			AS	TO	ST	BS	PF	FD	PTS
			M/A	%	M/A	%	M/A	%	M/A	%	OR	DR	TOT							
4	GRIGORYEV Maxim	13:59	0/3	0	0/1	0	0/2	0	2/2	100	1	1	2	1	0	0	0	0	1	2
*5	ZARYAZHKO Victor	16:32	1/4	25	1/1	100	0/3	0	0/0	0	1	0	1	1	0	1	0	2	1	2
6	ANTIPOV Pavel	10:15	0/4	0	0/4	0	0/0	0	0/0	0	0	1	1	0	0	0	4	0	0	
*7	KARASEV Sergey	23:53	4/8	50	2/4	50	2/4	50	2/3	67	0	4	4	1	2	0	0	4	3	12
*8	IVLEV Vladimir	8:27	1/3	33	1/3	33	0/0	0	0/0	0	3	3	6	0	0	1	0	2	2	2
9	KULAGIN Dmitrii	25:34	5/9	56	5/9	56	0/0	0	0/0	0	0	1	1	4	4	0	1	0	2	10
10	VIKHROV Artem	12:12	2/4	50	1/3	33	1/1	100	0/0	0	0	2	2	2	2	1	0	1	0	5
11	ANTONOV Semen	14:23	2/7	29	2/5	40	0/2	0	4/4	100	1	0	1	1	0	0	3	2	8	
*12	ZUBKOV Andrey	16:44	4/10	40	2/4	50	2/6	33	2/2	100	1	2	3	1	0	1	0	2	1	12
*13	KHVOSTOV Dmitriy	24:39	3/4	75	3/3	100	0/1	0	1/1	100	1	0	1	6	1	5	0	2	3	7
14	VALIEV Evgeny	13:51	3/5	60	3/5	60	0/0	0	3/4	75	3	1	4	1	0	3	0	1	2	9
15	BALASHOV Nikita	19:31	5/7	71	5/7	71	0/0	0	1/2	50	2	5	7	2	0	0	0	2	1	11
Team / Coach											2	2	4							
Totals			30/68	44	25/49	51	5/19	26	15/18	83	15	22	37	20	9	12	1	23	18	80

Coach	KARASEV Vasily
Assistant Coach	VASILYEV Alexey

GER - Germany

No.	Name	MIN	Field Goals		2 Points		3 Points		Free Throws		Rebounds			AS	TO	ST	BS	PF	FD	PTS
			M/A	%	M/A	%	M/A	%	M/A	%	OR	DR	TOT							
4	CANTY Anthony	18:28	2/7	29	0/1	0	2/6	33	0/0	0	0	1	1	0	2	0	0	0	1	6
5	JOENKE Till-Joscha	11:54	0/0	0	0/0	0	0/0	0	1/2	50	0	2	2	0	3	0	0	1	1	1
6	KOCH Florian	0:00	0/0	0	0/0	0	0/0	0	0/0	0	0	0	0	0	0	0	0	0	0	0
*7	KLEIN Konstantin	26:24	5/9	56	5/8	63	0/1	0	3/5	60	1	1	2	1	4	2	0	2	5	13
*8	SCHMIDT Stefan	27:04	1/2	50	1/2	50	0/0	0	3/3	100	3	4	7	0	0	1	1	3	4	5
*9	MOENNINGHOFF Mathis	28:12	3/9	33	1/2	50	2/7	29	2/3	67	0	3	3	2	1	0	0	1	1	10
10	KRAMER Dennis	7:12	0/2	0	0/0	0	0/2	0	0/0	0	0	0	0	1	1	0	0	4	0	0
11	ZEIS Peter	10:44	0/0	0	0/0	0	0/0	0	0/0	0	0	0	0	0	0	0	0	1	1	0
*12	WENDT Ole	24:18	1/7	14	1/4	25	0/3	0	2/5	40	1	4	5	2	5	0	0	1	3	4
*13	WOHLFARTH-BOTTERMANN Jonas	26:08	2/3	67	2/3	67	0/0	0	1/2	50	3	3	6	1	1	0	2	2	5	5
14	VOIGTMANN Johannes	19:36	4/9	44	4/9	44	0/0	0	0/2	0	3	1	4	1	4	0	1	3	1	8
15	ZIEGENHAGEN Malte	0:00	0/0	0	0/0	0	0/0	0	0/0	0	0	0	0	0	0	0	0	0	0	0
Team / Coach											1	5	6		2					
Totals			18/48	38	14/29	48	4/19	21	12/22	55	12	24	36	8	23	3	4	18	22	52

Coach	STOLZ Olaf
Assistant Coach	BAUER Robert

	RUS	GER
Points from Turnovers	27	8
Points in the Paint	38	24
Second Chance Points	19	11
Fast Break Points	10	2

	RUS	GER
Biggest Lead	30	0
Biggest Scoring Run	12-0 (19-7)	7-0 (19-14)
Lead Changes	0	
Times Tied	1	

LEGEND			
%	Shooting Percentage	(C)	Captain
BS	Blocked Shots	DR	Defensive Rebounds
OR	Offensive Rebounds	OTx	Overtime
S	Suspended	ST	Steals
(I)	Injured	FD	Fouls Drawn
PF	Fouls	PTS	Points
TO	Turnovers	TOT	Total Rebounds
*	Starters	AS	Assists
M/A	Made / Attempts	MIN	Minutes Played
Qx	Quarter Time		

Timing and Results provided by **TISSOT**



Game No: 50

Shot Chart
Схема бросков

RUS 80 vs 52 GER

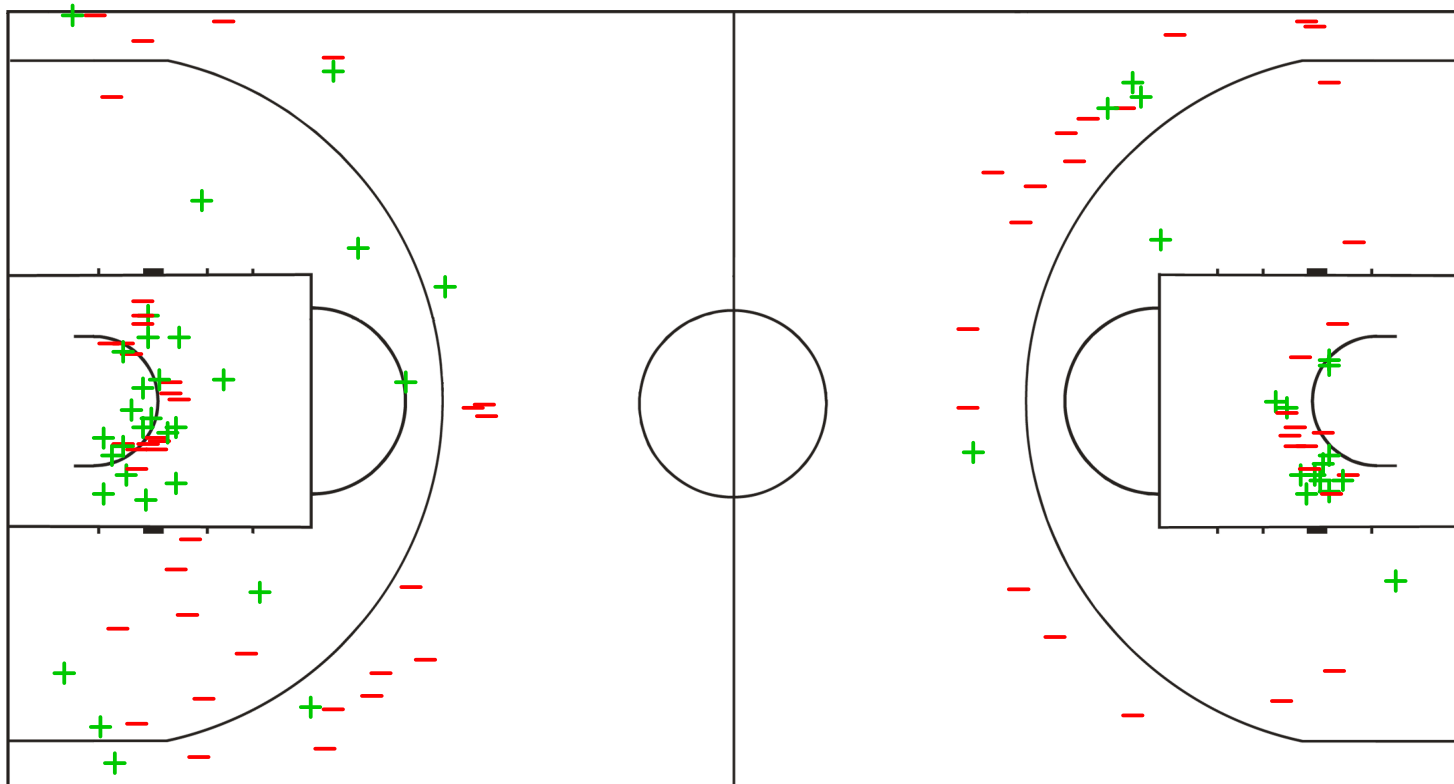
(15 - 7, 22 - 15, 23 - 16, 20 - 14)

Scoring by 5 min intervals:

	Q1		Q2		Q3		Q4	
RUS	7	15	26	37	50	60	71	80
GER	5	7	19	22	31	38	44	52

RUS - Russian Fed.

GER - Germany



LEGEND

+ Shot Made

- Shot Missed

Timing and Results provided by **TISSOT**



Game No: 50

Shot Chart
Схема бросков

RUS 80 vs 52 GER

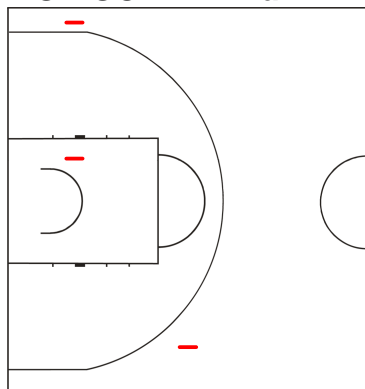
(15 - 7, 22 - 15, 23 - 16, 20 - 14)

Scoring by 5 min intervals:

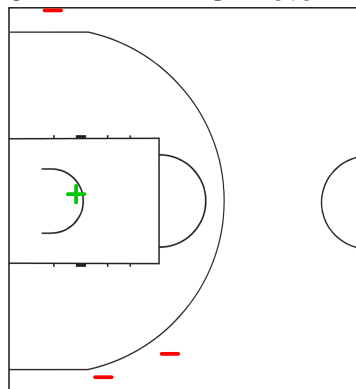
	Q1		Q2		Q3		Q4	
RUS	7	15	26	37	50	60	71	80
GER	5	7	19	22	31	38	44	52

RUS - Russian Fed.

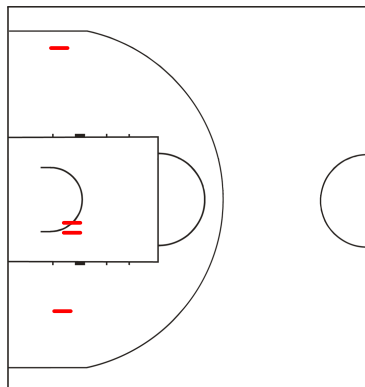
4 GRIGORYEV Maxim



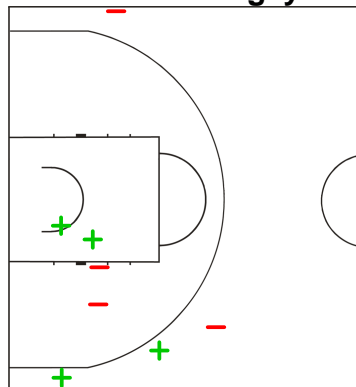
5 ZARYAZHKO Victor



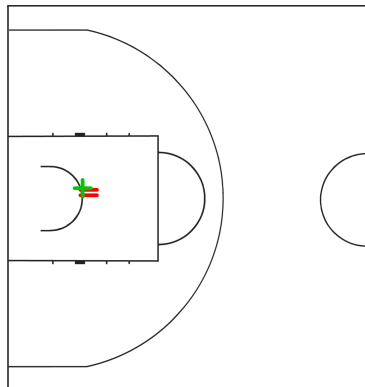
6 ANTIPOV Pavel



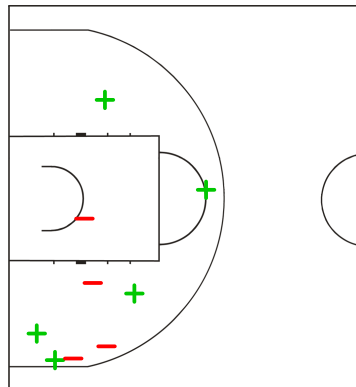
7 KARASEV Sergey



8 IVLEV Vladimir



9 KULAGIN Dmitrii



LEGEND

+ Shot Made

-

Shot Missed

Timing and Results provided by TISSOT



Game No: 50

Shot Chart

Схема бросков

RUS 80 vs 52 GER

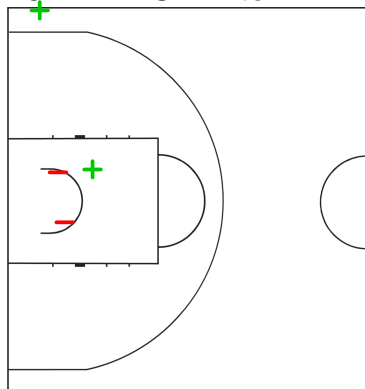
(15 - 7, 22 - 15, 23 - 16, 20 - 14)

Scoring by 5 min intervals:

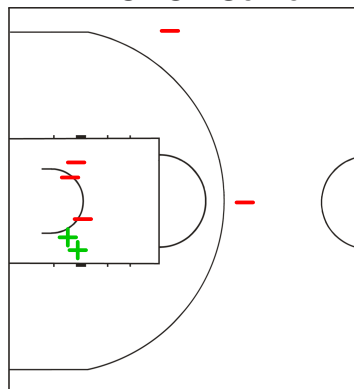
	Q1		Q2		Q3		Q4	
RUS	7	15	26	37	50	60	71	80
GER	5	7	19	22	31	38	44	52

RUS - Russian Fed.

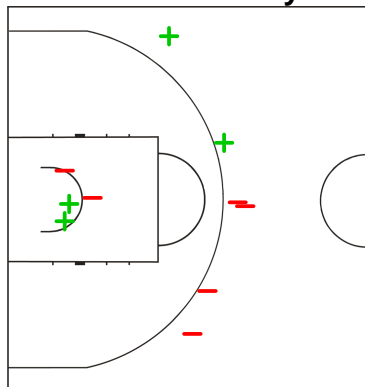
10 VIKHROV Artem



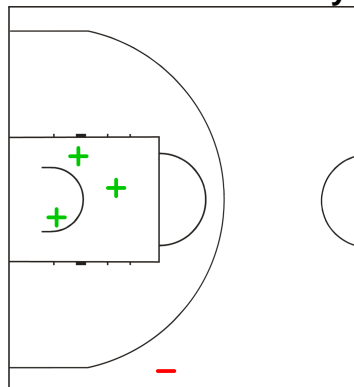
11 ANTONOV Semen



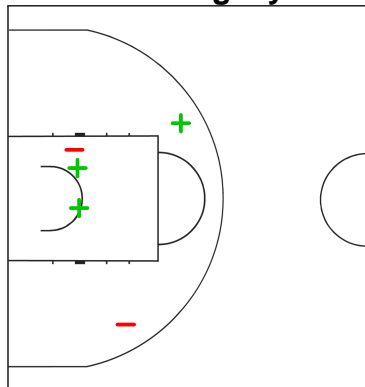
12 ZUBKOV Andrey



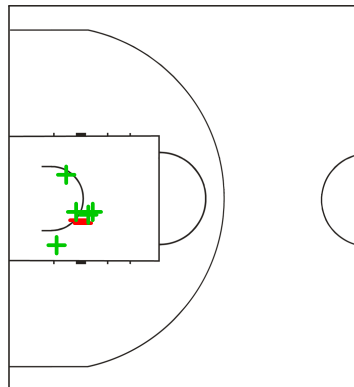
13 KHVOSTOV Dmitriy



14 VALIEV Evgeny



15 BALASHOV Nikita



LEGEND

+ Shot Made

-

Shot Missed

Timing and Results provided by **TISSOT**



Game No: 50

Shot Chart

Схема бросков

RUS 80 vs 52 GER

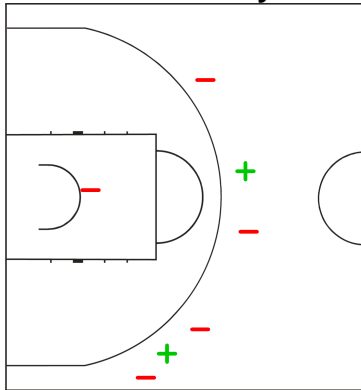
(15 - 7, 22 - 15, 23 - 16, 20 - 14)

Scoring by 5 min intervals:

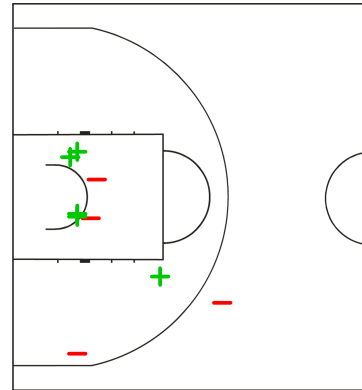
	Q1		Q2		Q3		Q4	
RUS	7	15	26	37	50	60	71	80
GER	5	7	19	22	31	38	44	52

GER - Germany

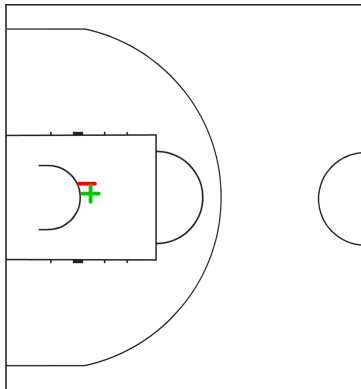
4 CANTY Anthony



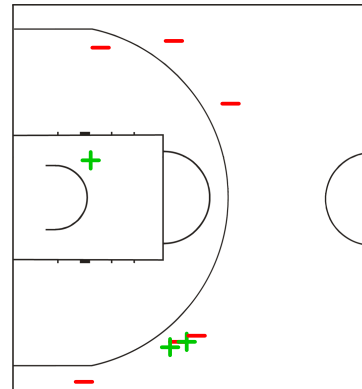
7 KLEIN Konstantin



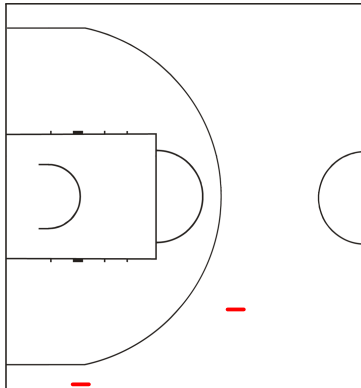
8 SCHMIDT Stefan



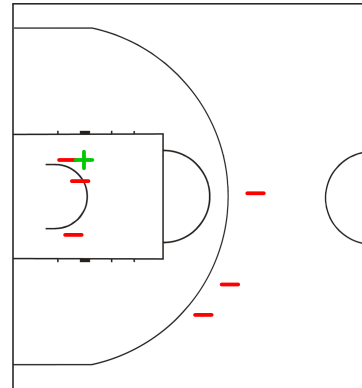
9 MOENNINGHOFF Mathis



10 KRAMER Dennis



12 WENDT Ole



LEGEND

+ Shot Made

- Shot Missed

Timing and Results provided by TISSOT



Game No: 50

Shot Chart
Схема бросков

RUS 80 vs 52 GER

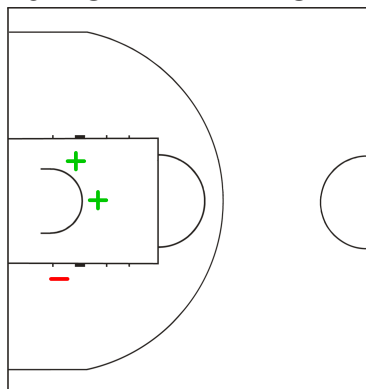
(15 - 7, 22 - 15, 23 - 16, 20 - 14)

Scoring by 5 min intervals:

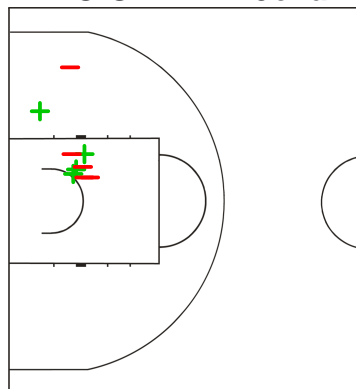
	Q1		Q2		Q3		Q4	
RUS	7	15	26	37	50	60	71	80
GER	5	7	19	22	31	38	44	52

GER - Germany

13 WOHLFARTH-BOTTERMANN Jonas



14 VOIGTMANN Johannes



LEGEND

+ Shot Made

- Shot Missed

Timing and Results provided by TISSOT



Game No: 50

Lineup Analysis

Анализ

RUS 80 vs 52 GER

RUS

Lineup efficiency

7	KARASEV S	9	KULAGIN D	12	ZUBKOV A	13	KHVOSTOV D	15	BALASHOV N	4:39
6	ANTIPOV P	7	KARASEV S	9	KULAGIN D	13	KHVOSTOV D	15	BALASHOV N	4:37
4	GRIGORYEV M	5	ZARYAZHKO V	10	VIKHROV A	11	ANTONOV S	14	VALIEV E	3:33
4	GRIGORYEV M	7	KARASEV S	9	KULAGIN D	14	VALIEV E	15	BALASHOV N	3:09
5	ZARYAZHKO V	7	KARASEV S	8	IVLEV V	12	ZUBKOV A	13	KHVOSTOV D	3:04
5	ZARYAZHKO V	7	KARASEV S	11	ANTONOV S	12	ZUBKOV A	13	KHVOSTOV D	3:00
5	ZARYAZHKO V	6	ANTIPOV P	8	IVLEV V	9	KULAGIN D	10	VIKHROV A	2:27
6	ANTIPOV P	9	KULAGIN D	11	ANTONOV S	13	KHVOSTOV D	15	BALASHOV N	2:04
4	GRIGORYEV M	9	KULAGIN D	10	VIKHROV A	14	VALIEV E	15	BALASHOV N	1:58
4	GRIGORYEV M	7	KARASEV S	11	ANTONOV S	12	ZUBKOV A	13	KHVOSTOV D	1:51
7	KARASEV S	8	IVLEV V	9	KULAGIN D	10	VIKHROV A	12	ZUBKOV A	1:42
4	GRIGORYEV M	9	KULAGIN D	13	KHVOSTOV D	14	VALIEV E	15	BALASHOV N	1:32
4	GRIGORYEV M	7	KARASEV S	13	KHVOSTOV D	14	VALIEV E	15	BALASHOV N	1:15
5	ZARYAZHKO V	9	KULAGIN D	11	ANTONOV S	12	ZUBKOV A	13	KHVOSTOV D	1:14
5	ZARYAZHKO V	8	IVLEV V	9	KULAGIN D	10	VIKHROV A	12	ZUBKOV A	1:14
5	ZARYAZHKO V	6	ANTIPOV P	10	VIKHROV A	11	ANTONOV S	14	VALIEV E	1:07
5	ZARYAZHKO V	7	KARASEV S	11	ANTONOV S	13	KHVOSTOV D	14	VALIEV E	0:36
4	GRIGORYEV M	9	KULAGIN D	11	ANTONOV S	13	KHVOSTOV D	14	VALIEV E	0:30
5	ZARYAZHKO V	9	KULAGIN D	11	ANTONOV S	13	KHVOSTOV D	15	BALASHOV N	0:17
4	GRIGORYEV M	9	KULAGIN D	10	VIKHROV A	11	ANTONOV S	14	VALIEV E	0:11

Score development

4	GRIGORYEV M	9	KULAGIN D	10	VIKHROV A	14	VALIEV E	15	BALASHOV N	1:58	+8
4	GRIGORYEV M	7	KARASEV S	9	KULAGIN D	14	VALIEV E	15	BALASHOV N	3:09	+7
6	ANTIPOV P	7	KARASEV S	9	KULAGIN D	13	KHVOSTOV D	15	BALASHOV N	4:37	+7
4	GRIGORYEV M	5	ZARYAZHKO V	10	VIKHROV A	11	ANTONOV S	14	VALIEV E	3:33	+3
4	GRIGORYEV M	9	KULAGIN D	10	VIKHROV A	11	ANTONOV S	14	VALIEV E	0:11	+2
4	GRIGORYEV M	9	KULAGIN D	13	KHVOSTOV D	14	VALIEV E	15	BALASHOV N	1:32	+2
5	ZARYAZHKO V	7	KARASEV S	8	IVLEV V	12	ZUBKOV A	13	KHVOSTOV D	3:04	+2
7	KARASEV S	9	KULAGIN D	12	ZUBKOV A	13	KHVOSTOV D	15	BALASHOV N	4:39	+2
5	ZARYAZHKO V	8	IVLEV V	9	KULAGIN D	10	VIKHROV A	12	ZUBKOV A	1:14	+1
6	ANTIPOV P	9	KULAGIN D	11	ANTONOV S	13	KHVOSTOV D	15	BALASHOV N	2:04	+1
5	ZARYAZHKO V	7	KARASEV S	11	ANTONOV S	12	ZUBKOV A	13	KHVOSTOV D	3:00	+1
5	ZARYAZHKO V	9	KULAGIN D	11	ANTONOV S	13	KHVOSTOV D	15	BALASHOV N	0:17	0
4	GRIGORYEV M	9	KULAGIN D	11	ANTONOV S	13	KHVOSTOV D	14	VALIEV E	0:30	0
5	ZARYAZHKO V	7	KARASEV S	11	ANTONOV S	13	KHVOSTOV D	14	VALIEV E	0:36	0
7	KARASEV S	8	IVLEV V	9	KULAGIN D	10	VIKHROV A	12	ZUBKOV A	1:42	0
4	GRIGORYEV M	7	KARASEV S	11	ANTONOV S	12	ZUBKOV A	13	KHVOSTOV D	1:51	0
5	ZARYAZHKO V	6	ANTIPOV P	10	VIKHROV A	11	ANTONOV S	14	VALIEV E	1:07	-2
5	ZARYAZHKO V	9	KULAGIN D	11	ANTONOV S	12	ZUBKOV A	13	KHVOSTOV D	1:14	-2
5	ZARYAZHKO V	6	ANTIPOV P	8	IVLEV V	9	KULAGIN D	10	VIKHROV A	2:27	-2
4	GRIGORYEV M	7	KARASEV S	13	KHVOSTOV D	14	VALIEV E	15	BALASHOV N	1:15	-4



Result Book

27th Summer Universiade in Kazan 2013



Basketball

Men's Preliminary Round Group B





Game No: 3

Start List

Стартовый список

SRB vs MGL

Referee: SCHMIDT Boris (GER)

Umpire: CROSS Gina (USA) / ARISAWA Shigeyuki (JPN)

SRB - Serbia

No.	Name	Pos	Height m / ft in	Age	Current Games Statistics						
					PPG	FG%	3FG%	FT%	RPG	APG	MPG (GP)
4	DJOKIC Dejan		1.88/6'2"	23	0.0				0.0	0.0	0:00 (0)
5	JOVIC Stefan		1.95/6'5"	22	0.0				0.0	0.0	0:00 (0)
6	DIMIC Milos		1.95/6'5"	23	0.0				0.0	0.0	0:00 (0)
7	MALESEVIC Nikola		2.02/6'8"	23	0.0				0.0	0.0	0:00 (0)
8	DRENOVAC Dorde		1.94/6'4"	20	0.0				0.0	0.0	0:00 (0)
9	KALINIC Nikola		2.02/6'8"	21	0.0				0.0	0.0	0:00 (0)
10	ZIVANOVIC Stefan		1.96/6'5"	24	0.0				0.0	0.0	0:00 (0)
11	MAJSTOROVIC Dorde		2.11/6'11"	23	0.0				0.0	0.0	0:00 (0)
12	GAGIC Dorde		2.08/6'10"	22	0.0				0.0	0.0	0:00 (0)
13	SMILJANIC Ivan		1.99/6'6"	24	0.0				0.0	0.0	0:00 (0)
14	MARKOVIC Nikola		2.04/6'8"	23	0.0				0.0	0.0	0:00 (0)
15	BALABAN Darko		2.12/6'11"	23	0.0				0.0	0.0	0:00 (0)
Team			2.01/6'7"	22.6							
Coach		POPOVIC Oliver									
Assistant Coach		DOKIC Vladimir									

SRB Played

PR	MGL	7 JUL
PR	PHI	8 JUL
PR	MEX	9 JUL
PR	JPN	11 JUL
PR	ROU	12 JUL

MGL - Mongolia


No.	Name	Pos	Height m / ft in	Age	Current Games Statistics						
					PPG	FG%	3FG%	FT%	RPG	APG	MPG (GP)
4	OTGONBAATAR Sergelen	F	1.78/5'10"	24	0.0				0.0	0.0	0:00 (0)
5	GOTOV Tsenguunbayar	G	1.93/6'4"	23	0.0				0.0	0.0	0:00 (0)
6	BATTUVSHIN Bilguun	F	1.97/6'6"	24	0.0				0.0	0.0	0:00 (0)
7	BATBOLD Darkhantugs	F	1.82/6'0"	21	0.0				0.0	0.0	0:00 (0)
8	DAVAASAMBUU Delgernyam	F	1.94/6'4"	23	0.0				0.0	0.0	0:00 (0)
9	TUNGALAG Sanchir	F	1.90/6'3"	24	0.0				0.0	0.0	0:00 (0)
10	DAVAADORJ Munkhtuvshin	F	1.89/6'2"	24	0.0				0.0	0.0	0:00 (0)
11	ENKHBAT Dulguun	F	1.89/6'2"	21	0.0				0.0	0.0	0:00 (0)
12	OTGONBAYAR Ochirbat	C	1.97/6'6"	22	0.0				0.0	0.0	0:00 (0)
13	TSERENDAGVA Azbayar	G	1.93/6'4"	23	0.0				0.0	0.0	0:00 (0)
14	ENKHTAIVAN Tserenbaatar	C	1.98/6'6"	23	0.0				0.0	0.0	0:00 (0)
15	AVARZED Gansukh	F	1.91/6'3"	21	0.0				0.0	0.0	0:00 (0)
Team			1.91/6'3"	22.8							
Coach		SUKHBAATAR Tulga									
Assistant Coach		AMGALAN Enkhbaatar									

MGL Played

PR	SRB	7 JUL
PR	MEX	8 JUL
PR	ROU	9 JUL
PR	PHI	11 JUL
PR	JPN	12 JUL

LEGEND

(1) Point Guard	(2) Shooting Guard	(3) Small Forward	(4) Power Forward	(5) Centre
(C) Captain	3FG% 3 Points Field Goals %	APG Assists per Game	C Centre	F Forward
FG% Field Goals %	FT% Free Throws %	G Guard	GP Games Played	MPG Minutes Played per Game
Pos Playing Position	PPG Points per Game	PR Preliminary Round	RPG Rebounds per Game	

Timing and Results provided by  TISSOT



Game No: 3

Results
Результат

Attendance: 120

SRB 110 vs 56 MGL
(28:11, 26:19, 32:11, 24:15)

Referee: SCHMIDT Boris (GER)

Commissioner:

Umpire: CROSS Gina (USA) / ARISAWA Shigeyuki (JPN)

Scoring by 5 min intervals:	SRB	Q1		Q2		Q3		Q4	
		18	28	40	54	74	86	94	110
	MGL	8	11	18	30	34	41	50	56

SRB - Serbia

No.	Name	MIN	Field Goals		2 Points		3 Points		Free Throws		Rebounds			AS	TO	ST	BS	PF	FD	PTS
			M/A	%	M/A	%	M/A	%	M/A	%	OR	DR	TOT							
*4	DJOKIC Dejan	28:44	4/5	80	3/3	100	1/2	50	7/9	78	1	2	3	7	0	1	0	3	6	16
5	JOVIC Stefan	21:00	3/3	100	2/2	100	1/1	100	0/0	0	0	2	2	5	3	3	0	3	0	7
*6	DIMIC Milos	14:50	4/5	80	3/4	75	1/1	100	8/8	100	0	2	2	1	3	3	1	1	5	17
7	MALESEVIC Nikola	17:12	1/6	17	1/4	25	0/2	0	1/2	50	0	4	4	2	1	1	0	1	2	3
*8	DRENOVAC Dorde	19:04	5/7	71	4/6	67	1/1	100	3/3	100	0	7	7	2	4	3	0	2	3	14
*9	KALINIC Nikola	22:12	5/11	45	5/9	56	0/2	0	0/0	0	3	0	3	4	4	2	1	2	0	10
10	ZIVANOVIC Stefan	23:24	4/8	50	3/4	75	1/4	25	2/2	100	1	2	3	5	3	4	0	1	2	11
11	MAJSTOROVIC Dorde	11:35	1/1	100	1/1	100	0/0	0	4/4	100	0	3	3	1	0	0	0	0	3	6
12	GAGIC Dorde	15:37	6/9	67	6/9	67	0/0	0	1/1	100	3	8	11	0	3	2	1	0	1	13
13	SMILJANIC Ivan	0:00	0/0	0	0/0	0	0/0	0	0/0	0	0	0	0	0	0	0	0	0	0	0
14	MARKOVIC Nikola	15:25	4/7	57	3/5	60	1/2	50	0/0	0	0	3	3	1	3	2	0	0	0	9
*15	BALABAN Darko	10:57	2/3	67	2/3	67	0/0	0	0/0	0	0	2	2	0	2	0	0	1	2	4
Team / Coach											3	3	6		1					
Totals			39/65	60	33/50	66	6/15	40	26/29	90	11	38	49	28	27	21	3	14	24	110

MGL - Mongolia

No.	Name	MIN	Field Goals		2 Points		3 Points		Free Throws		Rebounds			AS	TO	ST	BS	PF	FD	PTS
			M/A	%	M/A	%	M/A	%	M/A	%	OR	DR	TOT							
4	OTGONBAATAR Sergelen	11:52	2/6	33	2/5	40	0/1	0	0/0	0	1	1	2	1	2	1	0	3	0	4
5	GOTOV Tsenguunbayar	12:07	0/1	0	0/0	0	0/1	0	0/0	0	0	0	0	0	1	0	0	1	0	0
*6	BATTUVSHIN Bilguun	30:07	8/14	57	7/10	70	1/4	25	4/6	67	1	1	2	0	4	1	1	5	2	21
7	BATBOLD Darkhantugs	11:04	1/6	17	1/4	25	0/2	0	0/0	0	2	1	3	0	1	1	0	2	0	2
8	DAVAASAMBUU Delgermyam	22:57	1/9	11	1/8	13	0/1	0	0/0	0	1	1	2	0	2	3	0	2	1	2
*9	TUNGALAG Sanchir	24:50	5/17	29	4/12	33	1/5	20	5/6	83	2	5	7	1	5	2	0	2	6	16
10	DAVAADORJ Munkhivshin	3:02	0/0	0	0/0	0	0/0	0	0/0	0	0	0	0	0	2	1	0	3	0	0
11	ENKHBAT Dulguun	5:20	1/1	100	1/1	100	0/0	0	0/0	0	0	0	0	0	0	0	0	1	1	2
12	OTGONBAYAR Ochirbat	15:31	0/2	0	0/2	0	0/0	0	0/0	0	2	1	3	0	2	1	0	0	0	0
*13	TSERENDAGVA Azbayar	24:41	1/6	17	1/5	20	0/1	0	2/2	100	1	1	2	0	3	0	0	2	0	4
*14	ENKHTAIVAN Tserenbaatar	26:30	2/10	20	2/9	22	0/1	0	1/2	50	3	1	4	0	4	2	0	1	1	5
*15	AVARZED Gansukh	11:59	0/2	0	0/2	0	0/0	0	0/0	0	0	2	2	0	2	1	1	1	1	0
Team / Coach											2	1	3		0					
Totals			21/74	28	19/58	33	2/16	13	12/16	75	15	15	30	2	28	13	2	23	12	56

	SRB	MGL
Points from Turnovers	34	19
Points in the Paint	62	28
Second Chance Points	7	6
Fast Break Points	21	4

	SRB	MGL
Biggest Lead	56	2
Biggest Scoring Run	12-0 (104-50)	7-0 (92-50)
Lead Changes		1
Times Tied		1

LEGEND

%	Shooting Percentage	(C)	Captain	(I)	Injured	*	Starters	AS	Assists
BS	Blocked Shots	DR	Defensive Rebounds	FD	Fouls Drawn	M/A	Made / Attempts	MIN	Minutes Played
OR	Offensive Rebounds	OTx	Overtime	PF	Fouls	PTS	Points	Qx	Quarter Time
S	Suspended	ST	Steals	TO	Turnovers	TOT	Total Rebounds		

Timing and Results provided by TISSOT



Game No: 3

Shot Chart
Схема бросков

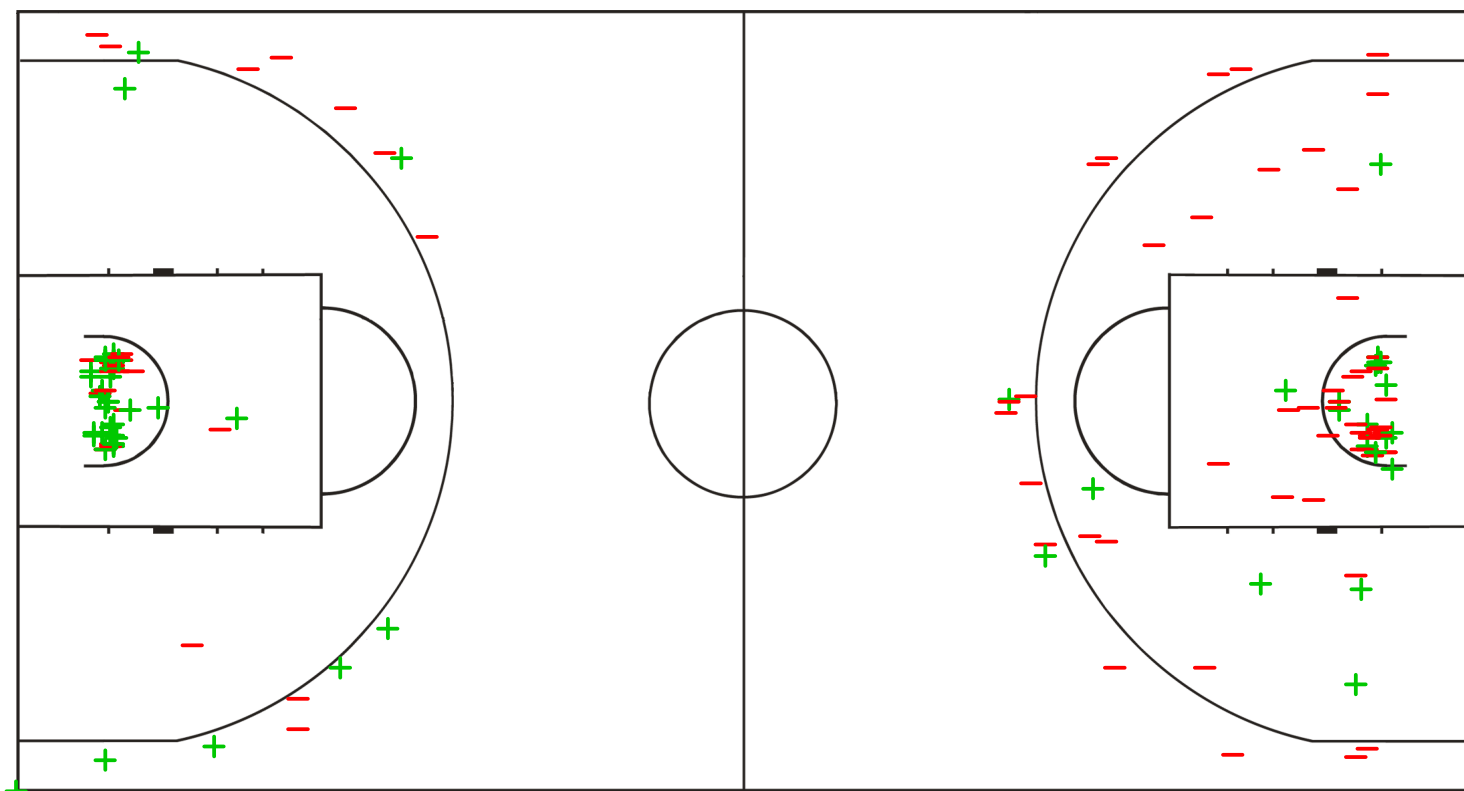
SRB 110 vs 56 MGL
(28 - 11, 26 - 19, 32 - 11, 24 - 15)

Scoring by 5 min intervals:

	Q1		Q2		Q3		Q4	
SRB	18	28	40	54	74	86	94	110
MGL	8	11	18	30	34	41	50	56

SRB - Serbia

MGL - Mongolia



LEGEND

+ Shot Made

- Shot Missed

Timing and Results provided by **TISSOT**



Game No: 3

Shot Chart
Схема бросков

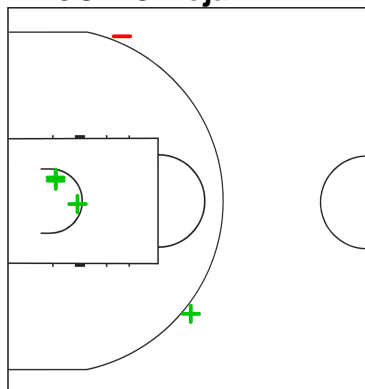
SRB 110 vs 56 MGL
(28 - 11, 26 - 19, 32 - 11, 24 - 15)

Scoring by 5 min intervals:

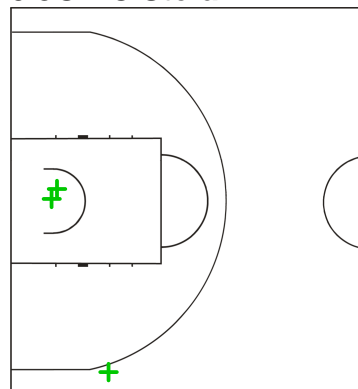
	Q1		Q2		Q3		Q4	
SRB	18	28	40	54	74	86	94	110
MGL	8	11	18	30	34	41	50	56

SRB - Serbia

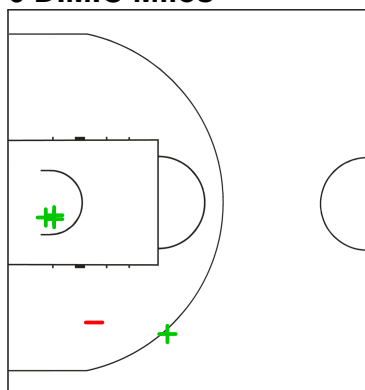
4 DJOKIC Dejan



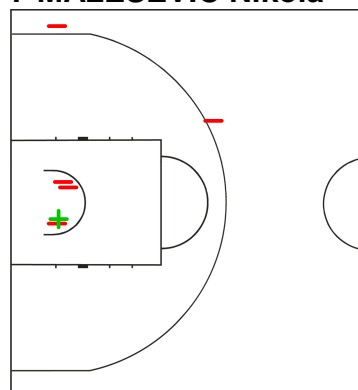
5 JOVIC Stefan



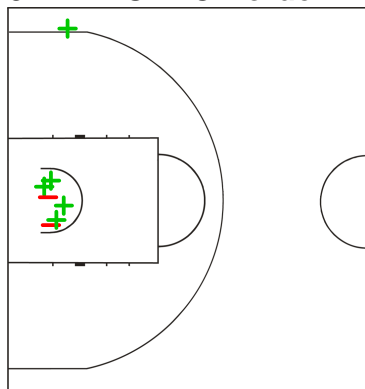
6 DIMIC Milos



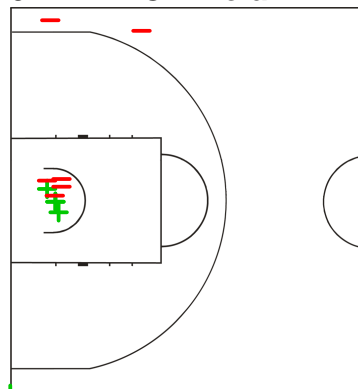
7 MALESEVIC Nikola



8 DRENOVAC Dorde



9 KALINIC Nikola



LEGEND

+ Shot Made

- Shot Missed

Timing and Results provided by **TISSOT**



Game No: 3

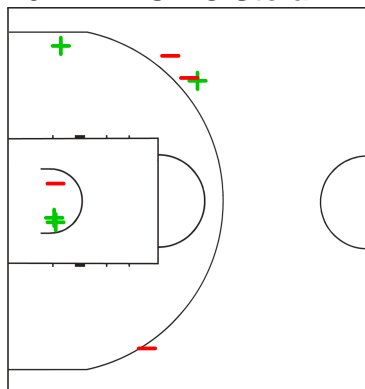
Shot Chart
Схема бросков

SRB 110 vs 56 MGL
(28 - 11, 26 - 19, 32 - 11, 24 - 15)

Scoring by 5 min intervals:

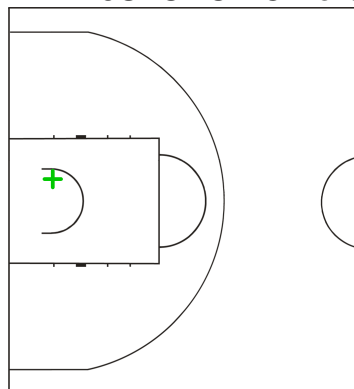
	Q1		Q2		Q3		Q4	
SRB	18	28	40	54	74	86	94	110
MGL	8	11	18	30	34	41	50	56

10 ZIVANOVIC Stefan

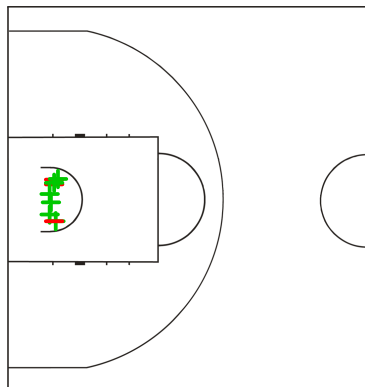


SRB - Serbia

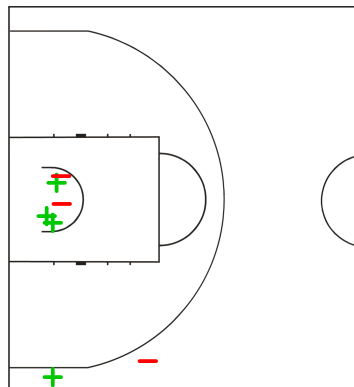
11 MAJSTOROVIC Dorde



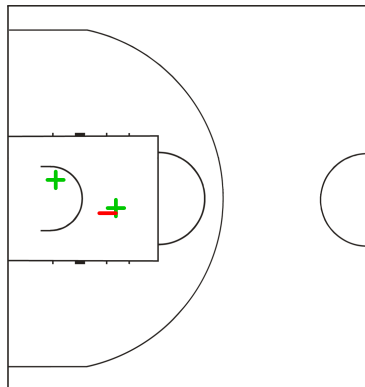
12 GAGIC Dorde



14 MARKOVIC Nikola



15 BALABAN Darko



LEGEND

+ Shot Made

- Shot Missed



Game No: 3

Shot Chart

Схема бросков

SRB 110 vs 56 MGL

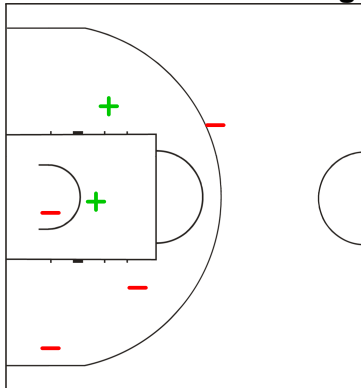
(28 - 11, 26 - 19, 32 - 11, 24 - 15)

Scoring by 5 min intervals:

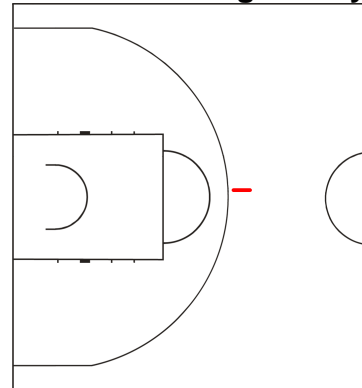
	Q1		Q2		Q3		Q4	
SRB	18	28	40	54	74	86	94	110
MGL	8	11	18	30	34	41	50	56

MGL - Mongolia

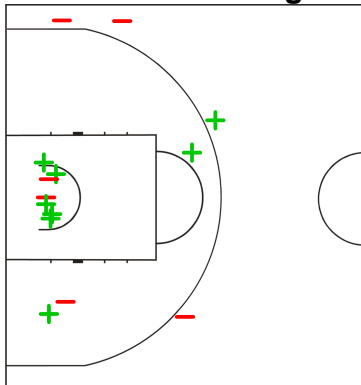
4 OTGONBAATAR Sergelen



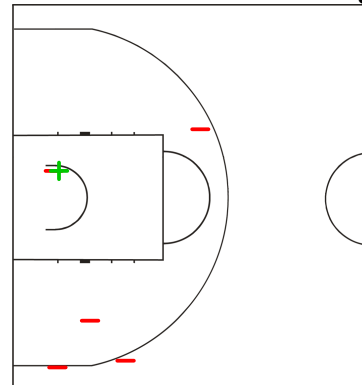
5 GOTOV Tsenguunbayar



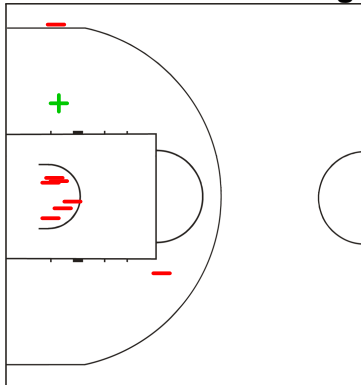
6 BATTUVSHIN Bilguun



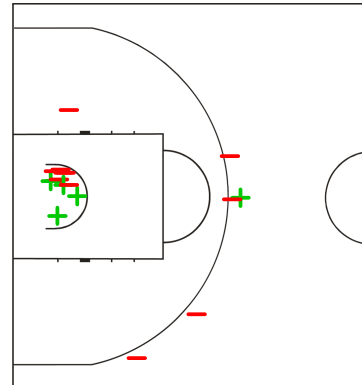
7 BATBOLD Darkhantugs



8 DAVAASAMBUU Delgernyam



9 TUNGALAG Sanchir



LEGEND

+ Shot Made

- Shot Missed

Timing and Results provided by TISSOT



Game No: 3

Shot Chart

Схема бросков

SRB 110 vs 56 MGL

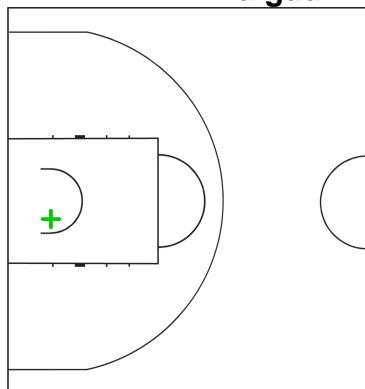
(28 - 11, 26 - 19, 32 - 11, 24 - 15)

Scoring by 5 min intervals:

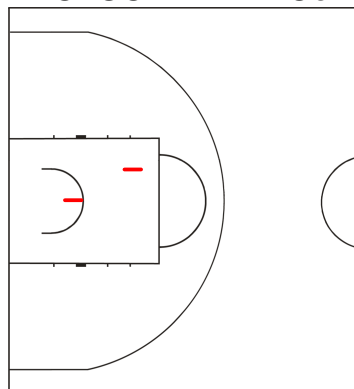
	Q1		Q2		Q3		Q4	
SRB	18	28	40	54	74	86	94	110
MGL	8	11	18	30	34	41	50	56

MGL - Mongolia

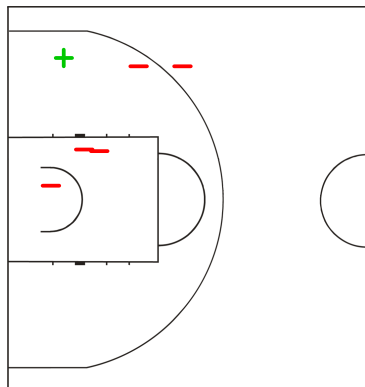
11 ENKHBAT Dulguun



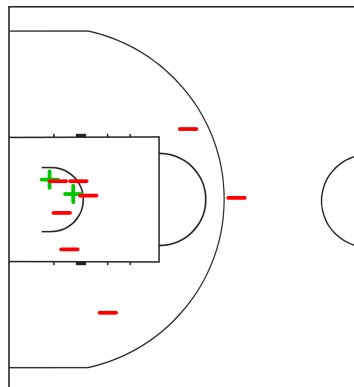
12 OTGONBAYAR Ochirbat



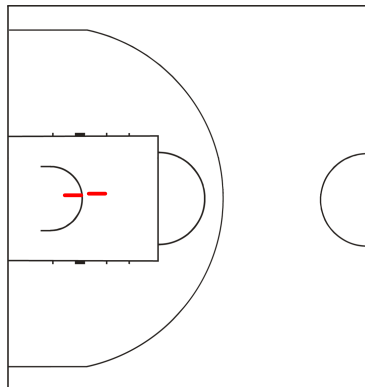
13 TSERENDAGVA Azbayar



14 ENKHTAIVAN Tserenbaatar



15 AVARZED Gansukh



LEGEND

+ Shot Made

-

Shot Missed

Timing and Results provided by **TISSOT**



Game No: 3

Lineup Analysis

Анализ

SRB 110 vs 56 MGL

SRB

Lineup efficiency

5 Jovic S	6 Dimic M	9 Kalinic N	10 Zivanovic S	12 Gagic D	5:19
4 Djokic D	5 Jovic S	9 Kalinic N	10 Zivanovic S	12 Gagic D	5:10
4 Djokic D	7 Malesevic N	8 Drenovac D	11 Majstorovic D	14 Markovic N	4:41
4 Djokic D	7 Malesevic N	8 Drenovac D	14 Markovic N	15 Balaban D	3:53
5 Jovic S	7 Malesevic N	10 Zivanovic S	12 Gagic D	14 Markovic N	3:37
4 Djokic D	6 Dimic M	8 Drenovac D	9 Kalinic N	15 Balaban D	3:36
4 Djokic D	5 Jovic S	8 Drenovac D	10 Zivanovic S	11 Majstorovic D	2:23
4 Djokic D	5 Jovic S	7 Malesevic N	9 Kalinic N	10 Zivanovic S	1:51
4 Djokic D	6 Dimic M	9 Kalinic N	10 Zivanovic S	15 Balaban D	1:49
5 Jovic S	7 Malesevic N	9 Kalinic N	10 Zivanovic S	12 Gagic D	1:31
4 Djokic D	6 Dimic M	8 Drenovac D	11 Majstorovic D	14 Markovic N	1:30
4 Djokic D	6 Dimic M	7 Malesevic N	9 Kalinic N	15 Balaban D	1:19
4 Djokic D	6 Dimic M	8 Drenovac D	9 Kalinic N	11 Majstorovic D	1:17
4 Djokic D	8 Drenovac D	10 Zivanovic S	11 Majstorovic D	14 Markovic N	0:55
5 Jovic S	8 Drenovac D	10 Zivanovic S	11 Majstorovic D	14 Markovic N	0:49
4 Djokic D	5 Jovic S	7 Malesevic N	9 Kalinic N	15 Balaban D	0:20

Score development

5 Jovic S	6 Dimic M	9 Kalinic N	10 Zivanovic S	12 Gagic D	5:19	+16
4 Djokic D	5 Jovic S	9 Kalinic N	10 Zivanovic S	12 Gagic D	5:10	+10
4 Djokic D	6 Dimic M	8 Drenovac D	9 Kalinic N	15 Balaban D	3:36	+8
4 Djokic D	6 Dimic M	8 Drenovac D	9 Kalinic N	11 Majstorovic D	1:17	+7
4 Djokic D	7 Malesevic N	8 Drenovac D	11 Majstorovic D	14 Markovic N	4:41	+5
5 Jovic S	7 Malesevic N	9 Kalinic N	10 Zivanovic S	12 Gagic D	1:31	+3
5 Jovic S	7 Malesevic N	10 Zivanovic S	12 Gagic D	14 Markovic N	3:37	+3
5 Jovic S	8 Drenovac D	10 Zivanovic S	11 Majstorovic D	14 Markovic N	0:49	+2
4 Djokic D	6 Dimic M	7 Malesevic N	9 Kalinic N	15 Balaban D	1:19	+2
4 Djokic D	5 Jovic S	8 Drenovac D	10 Zivanovic S	11 Majstorovic D	2:23	+2
4 Djokic D	8 Drenovac D	10 Zivanovic S	11 Majstorovic D	14 Markovic N	0:55	0
4 Djokic D	6 Dimic M	8 Drenovac D	11 Majstorovic D	14 Markovic N	1:30	0
4 Djokic D	6 Dimic M	9 Kalinic N	10 Zivanovic S	15 Balaban D	1:49	0
4 Djokic D	7 Malesevic N	8 Drenovac D	14 Markovic N	15 Balaban D	3:53	0
4 Djokic D	5 Jovic S	7 Malesevic N	9 Kalinic N	15 Balaban D	0:20	-2
4 Djokic D	5 Jovic S	7 Malesevic N	9 Kalinic N	10 Zivanovic S	1:51	-2



Game No: 3

Lineup Analysis

Анализ

MGL

Lineup efficiency

6	Battuvshin B	9	Tungalag S	13	Tserendagva A	14	Enkhtaiwan T	15	Avarzed G	4:23
4	Otgonbaatar S	6	Battuvshin B	8	Davaasambuu D	9	Tungalag S	12	Otgonbayar O	3:19
6	Battuvshin B	8	Davaasambuu D	13	Tserendagva A	14	Enkhtaiwan T	15	Avarzed G	3:12
6	Battuvshin B	7	Batbold D	8	Davaasambuu D	12	Otgonbayar O	13	Tserendagva A	2:26
4	Otgonbaatar S	5	Gotov T	7	Batbold D	11	Enkhtaiwan T	14	Enkhtaiwan T	2:24
6	Battuvshin B	8	Davaasambuu D	9	Tungalag S	14	Enkhtaiwan T	15	Avarzed G	2:15
6	Battuvshin B	7	Batbold D	9	Tungalag S	13	Tserendagva A	14	Enkhtaiwan T	2:08
6	Battuvshin B	8	Davaasambuu D	9	Tungalag S	12	Otgonbayar O	13	Tserendagva A	2:02
5	Gotov T	6	Battuvshin B	9	Tungalag S	12	Otgonbayar O	13	Tserendagva A	1:40
4	Otgonbaatar S	8	Davaasambuu D	9	Tungalag S	13	Tserendagva A	14	Enkhtaiwan T	1:38
6	Battuvshin B	8	Davaasambuu D	9	Tungalag S	10	Davaadorj M	14	Enkhtaiwan T	1:35
5	Gotov T	7	Batbold D	12	Otgonbayar O	13	Tserendagva A	14	Enkhtaiwan T	1:21
6	Battuvshin B	9	Tungalag S	12	Otgonbayar O	13	Tserendagva A	14	Enkhtaiwan T	1:14
6	Battuvshin B	7	Batbold D	10	Davaadorj M	13	Tserendagva A	14	Enkhtaiwan T	1:06
5	Gotov T	6	Battuvshin B	8	Davaasambuu D	12	Otgonbayar O	13	Tserendagva A	1:05
4	Otgonbaatar S	5	Gotov T	8	Davaasambuu D	9	Tungalag S	12	Otgonbayar O	1:04
5	Gotov T	6	Battuvshin B	8	Davaasambuu D	9	Tungalag S	14	Enkhtaiwan T	1:04
4	Otgonbaatar S	5	Gotov T	7	Batbold D	11	Enkhtaiwan T	15	Avarzed G	1:02
4	Otgonbaatar S	9	Tungalag S	11	Enkhtaiwan T	13	Tserendagva A	14	Enkhtaiwan T	0:56
4	Otgonbaatar S	5	Gotov T	6	Battuvshin B	8	Davaasambuu D	12	Otgonbayar O	0:52
5	Gotov T	6	Battuvshin B	8	Davaasambuu D	14	Enkhtaiwan T	15	Avarzed G	0:47
6	Battuvshin B	8	Davaasambuu D	9	Tungalag S	13	Tserendagva A	14	Enkhtaiwan T	0:41
4	Otgonbaatar S	7	Batbold D	8	Davaasambuu D	11	Enkhtaiwan T	14	Enkhtaiwan T	0:37
5	Gotov T	9	Tungalag S	12	Otgonbayar O	13	Tserendagva A	14	Enkhtaiwan T	0:28
5	Gotov T	8	Davaasambuu D	9	Tungalag S	14	Enkhtaiwan T	15	Avarzed G	0:20
6	Battuvshin B	10	Davaadorj M	11	Enkhtaiwan T	13	Tserendagva A	14	Enkhtaiwan T	0:18
9	Tungalag S	10	Davaadorj M	11	Enkhtaiwan T	13	Tserendagva A	14	Enkhtaiwan T	0:03

Score development

5	Gotov T	8	Davaasambuu D	9	Tungalag S	14	Enkhtaiwan T	15	Avarzed G	0:20	+2
5	Gotov T	6	Battuvshin B	8	Davaasambuu D	9	Tungalag S	14	Enkhtaiwan T	1:04	+2
6	Battuvshin B	7	Batbold D	8	Davaasambuu D	12	Otgonbayar O	13	Tserendagva A	2:26	+2
5	Gotov T	6	Battuvshin B	8	Davaasambuu D	12	Otgonbayar O	13	Tserendagva A	1:05	+1
9	Tungalag S	10	Davaadorj M	11	Enkhtaiwan T	13	Tserendagva A	14	Enkhtaiwan T	0:03	0
5	Gotov T	6	Battuvshin B	8	Davaasambuu D	14	Enkhtaiwan T	15	Avarzed G	0:47	0
6	Battuvshin B	9	Tungalag S	12	Otgonbayar O	13	Tserendagva A	14	Enkhtaiwan T	1:14	0
6	Battuvshin B	8	Davaasambuu D	9	Tungalag S	12	Otgonbayar O	13	Tserendagva A	2:02	0
6	Battuvshin B	7	Batbold D	9	Tungalag S	13	Tserendagva A	14	Enkhtaiwan T	2:08	0
4	Otgonbaatar S	6	Battuvshin B	8	Davaasambuu D	9	Tungalag S	12	Otgonbayar O	3:19	0
4	Otgonbaatar S	5	Gotov T	6	Battuvshin B	8	Davaasambuu D	12	Otgonbayar O	0:52	-2
4	Otgonbaatar S	9	Tungalag S	11	Enkhtaiwan T	13	Tserendagva A	14	Enkhtaiwan T	0:56	-2
4	Otgonbaatar S	5	Gotov T	7	Batbold D	11	Enkhtaiwan T	15	Avarzed G	1:02	-2
6	Battuvshin B	7	Batbold D	10	Davaadorj M	13	Tserendagva A	14	Enkhtaiwan T	1:06	-2
4	Otgonbaatar S	8	Davaasambuu D	9	Tungalag S	13	Tserendagva A	14	Enkhtaiwan T	1:38	-2
5	Gotov T	6	Battuvshin B	9	Tungalag S	12	Otgonbayar O	13	Tserendagva A	1:40	-2
6	Battuvshin B	8	Davaasambuu D	13	Tserendagva A	14	Enkhtaiwan T	15	Avarzed G	3:12	-2
6	Battuvshin B	10	Davaadorj M	11	Enkhtaiwan T	13	Tserendagva A	14	Enkhtaiwan T	0:18	-3
4	Otgonbaatar S	7	Batbold D	8	Davaasambuu D	11	Enkhtaiwan T	14	Enkhtaiwan T	0:37	-3
6	Battuvshin B	8	Davaasambuu D	9	Tungalag S	13	Tserendagva A	14	Enkhtaiwan T	0:41	-3
4	Otgonbaatar S	5	Gotov T	8	Davaasambuu D	9	Tungalag S	12	Otgonbayar O	1:04	-3
4	Otgonbaatar S	5	Gotov T	7	Batbold D	11	Enkhtaiwan T	14	Enkhtaiwan T	2:24	-3
5	Gotov T	7	Batbold D	12	Otgonbayar O	13	Tserendagva A	14	Enkhtaiwan T	1:21	-4
6	Battuvshin B	8	Davaasambuu D	9	Tungalag S	10	Davaadorj M	14	Enkhtaiwan T	1:35	-4
5	Gotov T	9	Tungalag S	12	Otgonbayar O	13	Tserendagva A	14	Enkhtaiwan T	0:28	-5
6	Battuvshin B	8	Davaasambuu D	9	Tungalag S	14	Enkhtaiwan T	15	Avarzed G	2:15	-7
6	Battuvshin B	9	Tungalag S	13	Tserendagva A	14	Enkhtaiwan T	15	Avarzed G	4:23	-12

LEGEND

+ Shot Made - Shot Missed

Timing and Results provided by TISSOT



Game No: 1

Results
Результаты

Attendance: 800

Match Duration: 0:00

ROU 20 vs 0 PHI

Referee: MIKHAYLOV Sergey (RUS)

Commissioner:

Umpire: WANG Zebo (CHN) / RODSAND Torkild (NOR)

		Q1	Q2	Q3	Q4
Scoring by 5 min intervals:	ROU				
	PHI				

ROU - Romania

No.	Name	MIN	Field Goals		2 Points		3 Points		Free Throws		Rebounds			AS	TO	ST	BS	PF	FD	PTS	
			M/A	%	M/A	%	M/A	%	M/A	%	OR	DR	TOT								
4	PETRISOR Catalin	0:00	0/0	0	0/0	0	0/0	0	0/0	0	0	0	0	0	0	0	0	0	0	0	
5	ROSU Adrian	0:00	0/0	0	0/0	0	0/0	0	0/0	0	0	0	0	0	0	0	0	0	0	0	
6	DUMITRESCU Vlad	0:00	0/0	0	0/0	0	0/0	0	0/0	0	0	0	0	0	0	0	0	0	0	0	
7	CORPODEAN Vlad	0:00	0/0	0	0/0	0	0/0	0	0/0	0	0	0	0	0	0	0	0	0	0	0	
8	ORBEANU Iulian	0:00	0/0	0	0/0	0	0/0	0	0/0	0	0	0	0	0	0	0	0	0	0	0	
9	IOAN Dan	0:00	0/0	0	0/0	0	0/0	0	0/0	0	0	0	0	0	0	0	0	0	0	0	
10	NEGOITESCU Vlad	0:00	0/0	0	0/0	0	0/0	0	0/0	0	0	0	0	0	0	0	0	0	0	0	
11	TOTH George	0:00	0/0	0	0/0	0	0/0	0	0/0	0	0	0	0	0	0	0	0	0	0	0	
12	POP Alexandru	0:00	0/0	0	0/0	0	0/0	0	0/0	0	0	0	0	0	0	0	0	0	0	0	
13	TOROK Rolland	0:00	0/0	0	0/0	0	0/0	0	0/0	0	0	0	0	0	0	0	0	0	0	0	
14	GUTOAIA Adrian	0:00	0/0	0	0/0	0	0/0	0	0/0	0	0	0	0	0	0	0	0	0	0	0	
15	TIBIRNA Bogdan	0:00	0/0	0	0/0	0	0/0	0	0/0	0	0	0	0	0	0	0	0	0	0	0	
Team / Coach											0	0	0								
Totals			0/0	0	0/0	0	0/0	0	0/0	0	0	0	0	0	0	0	0	0	0	0	20
Coach		COSTESCU Tudor																			
Assistant Coach		MIRON Paul Ionel																			

PHI - Philippines

No.	Name	MIN	Field Goals		2 Points		3 Points		Free Throws		Rebounds			AS	TO	ST	BS	PF	FD	PTS	
			M/A	%	M/A	%	M/A	%	M/A	%	OR	DR	TOT								
4	OCTOBRE Rhaffy	0:00	0/0	0	0/0	0	0/0	0	0/0	0	0	0	0	0	0	0	0	0	0	0	
5	MENDOZAN Vincent	0:00	0/0	0	0/0	0	0/0	0	0/0	0	0	0	0	0	0	0	0	0	0	0	
6	MARQUEZ Miko	0:00	0/0	0	0/0	0	0/0	0	0/0	0	0	0	0	0	0	0	0	0	0	0	
7	CODILLA Alfred	0:00	0/0	0	0/0	0	0/0	0	0/0	0	0	0	0	0	0	0	0	0	0	0	
9	ESCOSIO Hernal	0:00	0/0	0	0/0	0	0/0	0	0/0	0	0	0	0	0	0	0	0	0	0	0	
10	BABIA Angelo	0:00	0/0	0	0/0	0	0/0	0	0/0	0	0	0	0	0	0	0	0	0	0	0	
13	ABAD John	0:00	0/0	0	0/0	0	0/0	0	0/0	0	0	0	0	0	0	0	0	0	0	0	
15	FAJARDO Christian	0:00	0/0	0	0/0	0	0/0	0	0/0	0	0	0	0	0	0	0	0	0	0	0	
17	PEROLINO Chris	0:00	0/0	0	0/0	0	0/0	0	0/0	0	0	0	0	0	0	0	0	0	0	0	
18	CABANERO Arvie	0:00	0/0	0	0/0	0	0/0	0	0/0	0	0	0	0	0	0	0	0	0	0	0	
Team / Coach											0	0	0								
Totals			0/0	0	0/0	0	0/0	0	0/0	0	0	0	0	0	0	0	0	0	0	0	0
Coach		BELANO JR. Felix																			
Assistant Coach		PARMIS Van Halen																			

	ROU	PHI
Points from Turnovers	0	0
Points in the Paint	0	0
Second Chance Points	0	0
Fast Break Points	0	0

	ROU	PHI
Biggest Lead	0	0
Biggest Scoring Run	0-0 (0-0)	0-0 (0-0)
Lead Changes	0	
Times Tied	0	

LEGEND									
%	Shooting Percentage	(C)	Captain	(I)	Injured	*	Starters	AS	Assists
BS	Blocked Shots	DR	Defensive Rebounds	FD	Fouls Drawn	M/A	Made / Attempts	MIN	Minutes Played
OR	Offensive Rebounds	OTx	Overtime	PF	Fouls	PTS	Points	Qx	Quarter Time
S	Suspended	ST	Steals	TO	Turnovers	TOT	Total Rebounds		

Timing and Results provided by  **TISSOT**



Game No: 2

Start List

Стартовый список

JPN vs MEX

Referee: MILLS Tim (AUS)

Umpire: OKHRIMENKO Vladimir (RUS) / ALBLOUSHI Hussain (UAE)

JPN - Japan

No.	Name	Pos	Height m / ft in	Age	Current Games Statistics						
					PPG	FG%	3FG%	FT%	RPG	APG	MPG (GP)
4	NAKAHIGASHI Taito	F	1.90/6'3"	21	0.0				0.0	0.0	0:00 (0)
5	NAGAYOSHI Yuya	C	1.99/6'6"	21	0.0				0.0	0.0	0:00 (0)
6	UTO Naoki	G	1.87/6'2"	22	0.0				0.0	0.0	0:00 (0)
7	FUJII Yuma	G	1.80/5'11"	21	0.0				0.0	0.0	0:00 (0)
8	KAWAKAMI Sohei	F	1.90/6'3"	22	0.0				0.0	0.0	0:00 (0)
9	FUJITAKA Soichiro	F	1.90/6'3"	21	0.0				0.0	0.0	0:00 (0)
10	HAREYAMA Kebin	F	1.91/6'3"	20	0.0				0.0	0.0	0:00 (0)
11	NOMOTO Kengo	F	1.99/6'6"	21	0.0				0.0	0.0	0:00 (0)
12	MINAGAWA Toru	C	1.99/6'6"	21	0.0				0.0	0.0	0:00 (0)
13	BANDO Taku	G	1.85/6'1"	21	0.0				0.0	0.0	0:00 (0)
14	HASHIMOTO Kosuke	C	2.02/6'8"	20	0.0				0.0	0.0	0:00 (0)
15	IKARUGA Seiji	G	1.85/6'1"	19	0.0				0.0	0.0	0:00 (0)
Team			1.91/6'3"	20.8							
Coach		HASEGAWA Kenji									
Assistant Coach		YAMAMOTO Akira					SASSA Norio				

JPN Played		
PR	MEX	7 JUL
PR	ROU	8 JUL
PR	PHI	9 JUL
PR	SRB	11 JUL
PR	MGL	12 JUL

MEX - Mexico

No.	Name	Pos	Height m / ft in	Age	Current Games Statistics						
					PPG	FG%	3FG%	FT%	RPG	APG	MPG (GP)
4	JAIMES Fabian		1.98/6'6"	20	0.0				0.0	0.0	0:00 (0)
5	CALATAYUD Ricardo	G	1.82/6'0"	21	0.0				0.0	0.0	0:00 (0)
6	GARAY Alejandro	F	1.96/6'5"	20	0.0				0.0	0.0	0:00 (0)
7	CHEDA Mauricio	F	1.97/6'6"	23	0.0				0.0	0.0	0:00 (0)
8	NOLASCO Israel	C	2.07/6'9"	23	0.0				0.0	0.0	0:00 (0)
9	RAMIREZ Juan		1.95/6'5"	22	0.0				0.0	0.0	0:00 (0)
10	SANTANA Pablo		1.83/6'0"	22	0.0				0.0	0.0	0:00 (0)
11	GRACIA Ivan	G	1.79/5'10"	24	0.0				0.0	0.0	0:00 (0)
12	GIRON Daniel		1.91/6'3"	23	0.0				0.0	0.0	0:00 (0)
13	BENITEZ Fernando		2.04/6'8"	24	0.0				0.0	0.0	0:00 (0)
14	GUTIERREZ Jose		2.06/6'9"	20	0.0				0.0	0.0	0:00 (0)
15	FELIX Jesus		1.94/6'4"	22	0.0				0.0	0.0	0:00 (0)
Team			1.94/6'4"	22.0							
Coach		CENICEROS Javier									
Assistant Coach		SANTOS Hector									

MEX Played		
PR	JPN	7 JUL
PR	MGL	8 JUL
PR	SRB	9 JUL
PR	ROU	11 JUL
PR	PHI	12 JUL

LEGEND

(1)	Point Guard	(2)	Shooting Guard	(3)	Small Forward	(4)	Power Forward	(5)	Centre
(C)	Captain	3FG%	3 Points Field Goals %	APG	Assists per Game	C	Centre	F	Forward
FG%	Field Goals %	FT%	Free Throws %	G	Guard	GP	Games Played	MPG	Minutes Played per Game
Pos	Playing Position	PPG	Points per Game	PR	Preliminary Round	RPG	Rebounds per Game		

Timing and Results provided by TISSOT



Game No: 2

Results
Результат

Attendance: 800

Match Duration: 1:45

JPN 71 vs 83 MEX
(16:20, 19:21, 22:22, 14:20)

Referee: MILLS Tim (AUS) Commissioner:
Umpire: OKHRIMENKO Vladimir (RUS) / ALBLOUSHI Hussain (UAE)

Scoring by 5 min intervals:	JPN	Q1		Q2		Q3		Q4	
		M	A	M	A	M	A	M	A
	7	16	25	35	43	57	63	71	
	5	20	26	41	55	63	70	83	

JPN - Japan

No.	Name	MIN	Field Goals		2 Points		3 Points		Free Throws		Rebounds			AS	TO	ST	BS	PF	FD	PTS
			M/A	%	M/A	%	M/A	%	M/A	%	OR	DR	TOT							
4	NAKAHIGASHI Taito	0:00	0/0	0	0/0	0	0/0	0	0/0	0	0	0	0	0	0	0	0	0	0	0
*5	NAGAYOSHI Yuya	40:00	9/12	75	7/8	88	2/4	50	2/2	100	4	5	9	1	4	0	0	3	2	22
*6	UTO Naoki	34:37	3/10	30	3/8	38	0/2	0	5/6	83	1	4	5	7	6	1	0	3	10	11
*7	FUJII Yuma	35:26	3/7	43	1/3	33	2/4	50	1/2	50	0	3	3	5	4	2	0	3	3	9
8	KAWAKAMI Sohei	0:00	0/0	0	0/0	0	0/0	0	0/0	0	0	0	0	0	0	0	0	0	0	0
9	FUJITAKA Soichiro	14:20	2/2	100	2/2	100	0/0	0	0/0	0	0	0	0	0	1	0	0	3	0	4
10	HAREYAMA Kebin	0:00	0/0	0	0/0	0	0/0	0	0/0	0	0	0	0	0	0	0	0	0	0	0
*11	NOMOTO Kengo	34:37	2/8	25	1/5	20	1/3	33	1/4	25	0	4	4	1	2	0	0	1	3	6
12	MINAGAWA Toru	0:23	0/0	0	0/0	0	0/0	0	0/0	0	0	0	0	0	0	0	0	0	0	0
13	BANDO Taku	3:35	0/1	0	0/0	0	0/1	0	0/2	0	0	1	1	0	1	0	0	0	1	0
*14	HASHIMOTO Kosuke	30:40	7/11	64	4/6	67	3/5	60	0/0	0	2	1	3	0	0	0	0	4	2	17
15	IKARUGA Seiji	6:22	1/2	50	1/2	50	0/0	0	0/0	0	0	0	0	0	0	0	0	2	0	2
Team / Coach											0	3	3		1					
Totals			27/53	51	19/34	56	8/19	42	9/16	56	7	21	28	14	19	3	0	19	21	71
Coach		HASEGAWA Kenji																		
Assistant Coach		YAMAMOTO Akira SASSA Norio																		

MEX - Mexico

No.	Name	MIN	Field Goals		2 Points		3 Points		Free Throws		Rebounds			AS	TO	ST	BS	PF	FD	PTS
			M/A	%	M/A	%	M/A	%	M/A	%	OR	DR	TOT							
*4	JAIMES Fabian	37:37	5/11	45	5/11	45	0/0	0	0/0	0	3	5	8	1	1	5	0	3	1	10
*5	CALATAYUD Ricardo	33:06	6/14	43	2/5	40	4/9	44	9/11	82	2	3	5	3	2	0	0	2	8	25
6	GARAY Alejandro	14:13	2/3	67	1/2	50	1/1	100	0/0	0	0	1	1	1	1	0	0	1	2	5
7	CHEDA Mauricio	7:39	0/3	0	0/3	0	0/0	0	1/2	50	1	2	3	0	3	1	0	0	1	1
*8	NOLASCO Israel	16:07	2/4	50	2/4	50	0/0	0	1/2	50	3	1	4	0	2	0	0	2	1	5
*9	RAMIREZ Juan	26:19	4/10	40	4/9	44	0/1	0	4/4	100	0	1	1	4	1	1	0	3	3	12
10	SANTANA Pablo	16:54	1/4	25	1/3	33	0/1	0	0/0	0	2	1	3	0	0	2	0	4	1	2
11	GRACIA Ivan	3:28	0/0	0	0/0	0	0/0	0	0/0	0	0	0	0	1	0	0	0	0	0	0
12	GIRON Daniel	0:00	0/0	0	0/0	0	0/0	0	0/0	0	0	0	0	0	0	0	0	0	0	0
13	BENITEZ Fernando	21:23	8/11	73	8/11	73	0/0	0	0/1	0	4	3	7	1	1	1	0	2	2	16
14	GUTIERREZ Jose	2:30	1/1	100	1/1	100	0/0	0	0/0	0	1	0	1	0	0	0	0	0	0	2
*15	FELIX Jesus	20:44	2/9	22	1/4	25	1/5	20	0/0	0	1	2	3	2	1	0	1	4	0	5
Team / Coach											2	2	4		0					
Totals			31/70	44	25/53	47	6/17	35	15/20	75	19	21	40	13	12	10	1	21	19	83
Coach		CENICEROS Javier																		
Assistant Coach		SANTOS Hector																		

	JPN	MEX
Points from Turnovers	13	11
Points in the Paint	24	42
Second Chance Points	4	15
Fast Break Points	4	8

	JPN	MEX
Biggest Lead	5	14
Biggest Scoring Run	7-0 (23-24)	10-0 (16-24)
Lead Changes	3	
Times Tied	5	

LEGEND			
%	Shooting Percentage	(C)	Captain
BS	Blocked Shots	DR	Defensive Rebounds
OR	Offensive Rebounds	OTx	Overtime
S	Suspended	ST	Steals
(I)	Injured	FD	Fouls Drawn
PF	Fouls	PTS	Points
TO	Turnovers	TOT	Total Rebounds
*	Starters	AS	Assists
M/A	Made / Attempts	MIN	Minutes Played
Qx	Quarter Time		

Timing and Results provided by TISSOT



Game No: 2

Shot Chart
Схема бросков

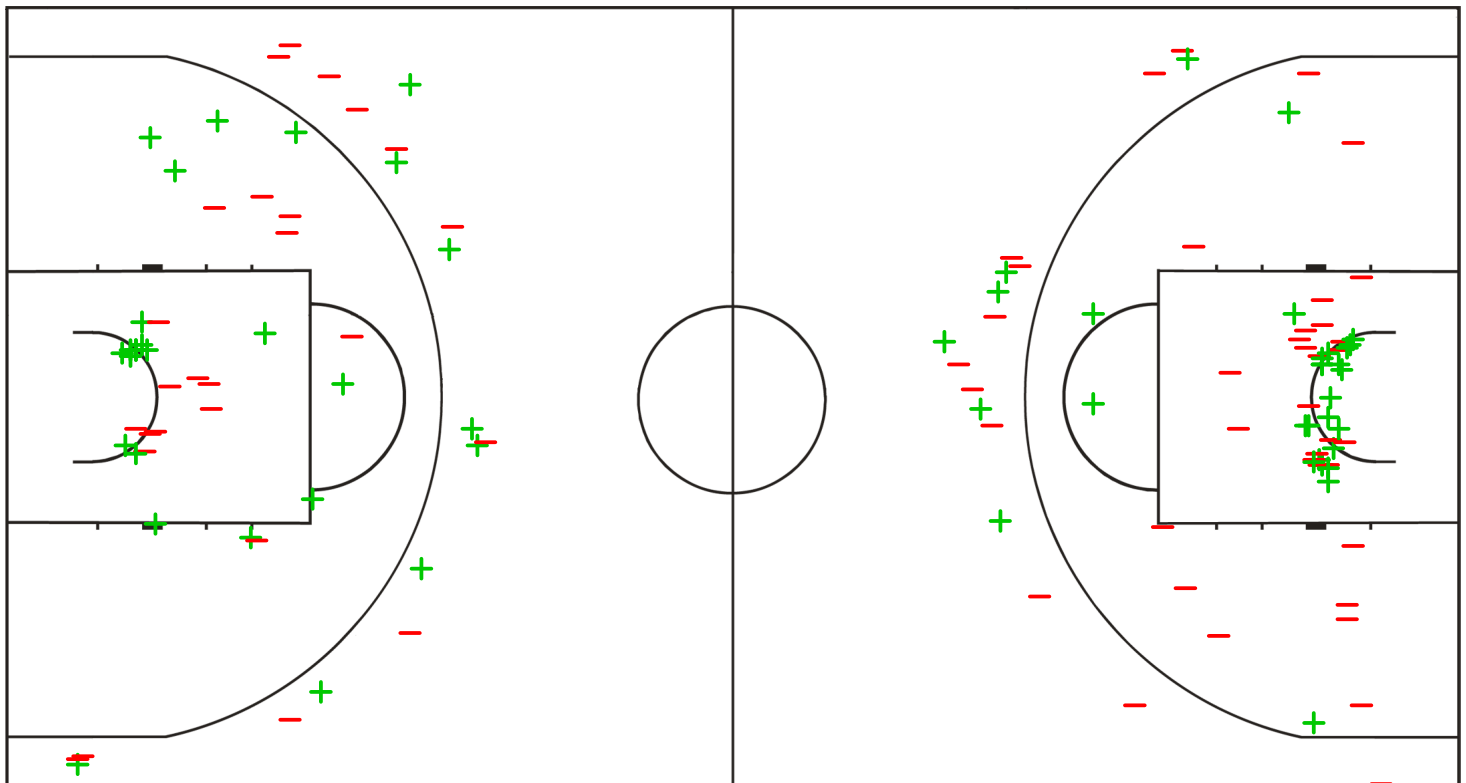
JPN 71 vs 83 MEX
(16 - 20, 19 - 21, 22 - 22, 14 - 20)

Scoring by 5 min intervals:

	Q1		Q2		Q3		Q4	
JPN	7	16	25	35	43	57	63	71
MEX	5	20	26	41	55	63	70	83

JPN - Japan

MEX - Mexico



LEGEND

+ Shot Made

- Shot Missed

Timing and Results provided by **TISSOT**



Game No: 2

Shot Chart
Схема бросков

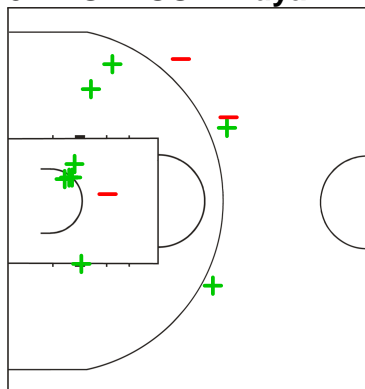
JPN 71 vs 83 MEX
(16 - 20, 19 - 21, 22 - 22, 14 - 20)

Scoring by 5 min intervals:

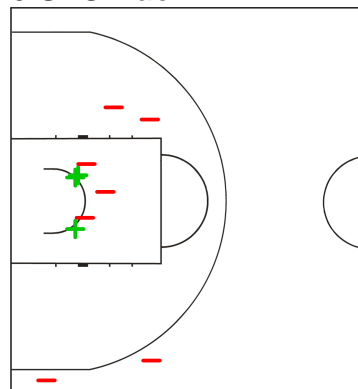
	Q1		Q2		Q3		Q4	
JPN	7	16	25	35	43	57	63	71
MEX	5	20	26	41	55	63	70	83

JPN - Japan

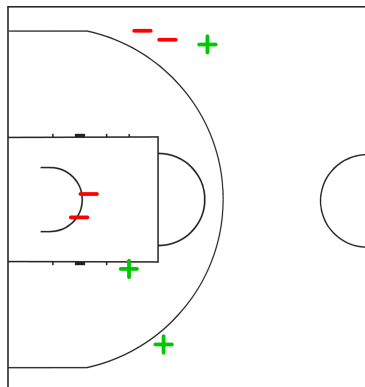
5 NAGAYOSHI Yuya



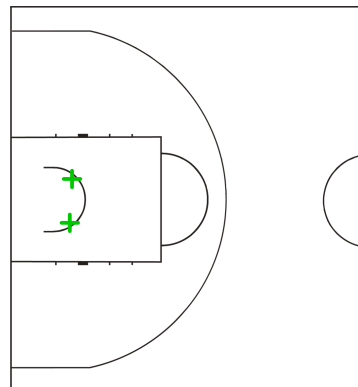
6 UTO Naoki



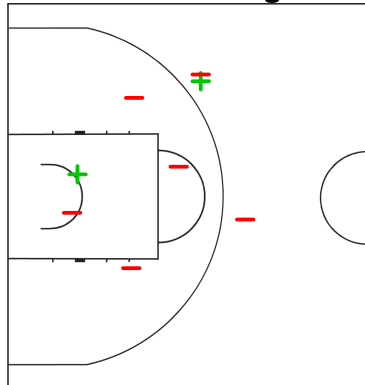
7 FUJII Yuma



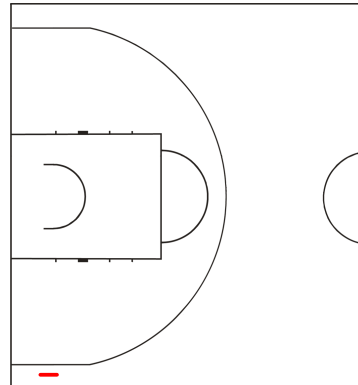
9 FUJITAKA Soichiro



11 NOMOTO Kengo



13 BANDO Taku



LEGEND

+ Shot Made

-

Shot Missed

Timing and Results provided by TISSOT



Game No: 2

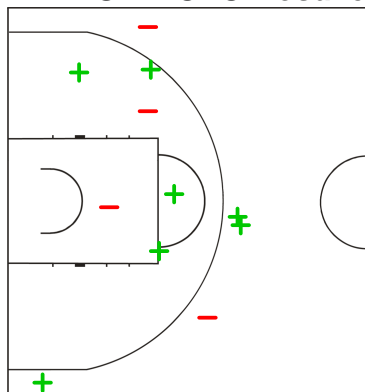
Shot Chart
Схема бросков

JPN 71 vs 83 MEX
(16 - 20, 19 - 21, 22 - 22, 14 - 20)

Scoring by 5 min intervals:

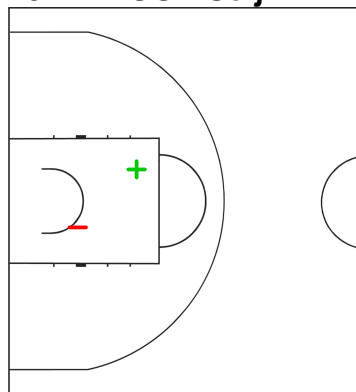
	Q1		Q2		Q3		Q4	
JPN	7	16	25	35	43	57	63	71
MEX	5	20	26	41	55	63	70	83

14 HASHIMOTO Kosuke



JPN - Japan

15 IKARUGA Seiji



LEGEND

+ Shot Made

- Shot Missed



Game No: 2

Shot Chart
Схема бросков

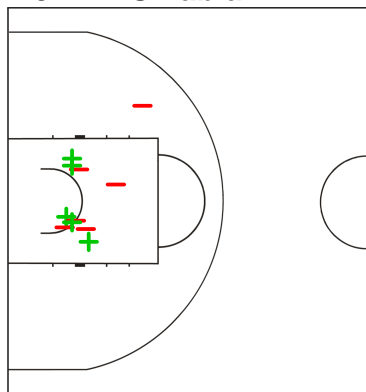
JPN 71 vs 83 MEX
(16 - 20, 19 - 21, 22 - 22, 14 - 20)

Scoring by 5 min intervals:

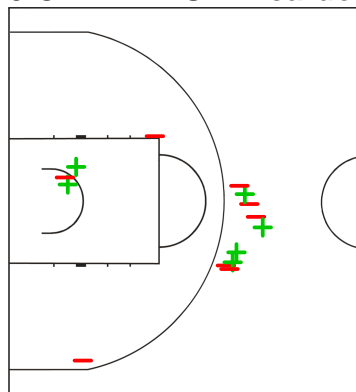
	Q1		Q2		Q3		Q4	
JPN	7	16	25	35	43	57	63	71
MEX	5	20	26	41	55	63	70	83

MEX - Mexico

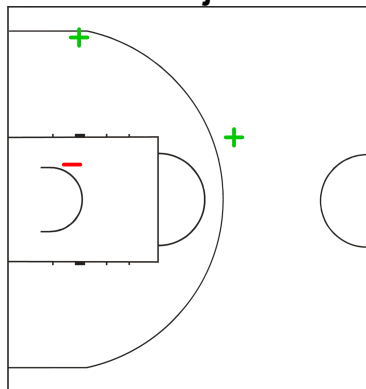
4 JAIMES Fabian



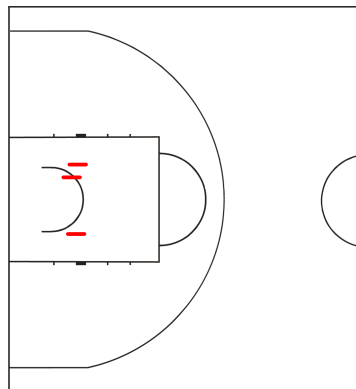
5 CALATAYUD Ricardo



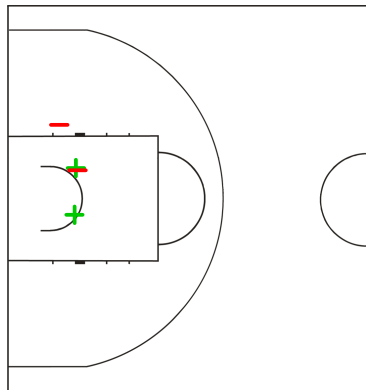
6 GARAY Alejandro



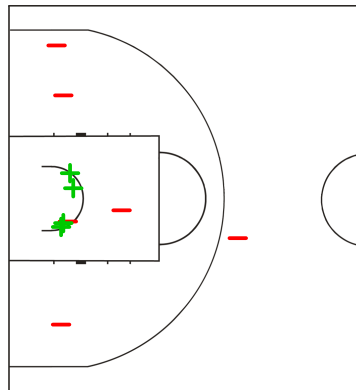
7 CHEDA Mauricio



8 NOLASCO Israel



9 RAMIREZ Juan



LEGEND

+ Shot Made

- Shot Missed



Game No: 2

Shot Chart
Схема бросков

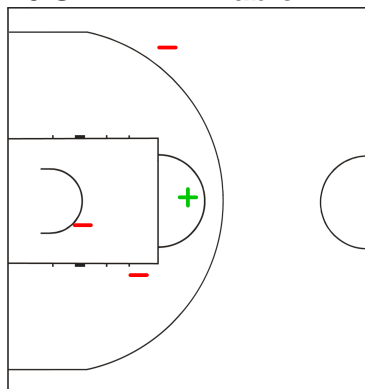
JPN 71 vs 83 MEX
(16 - 20, 19 - 21, 22 - 22, 14 - 20)

Scoring by 5 min intervals:

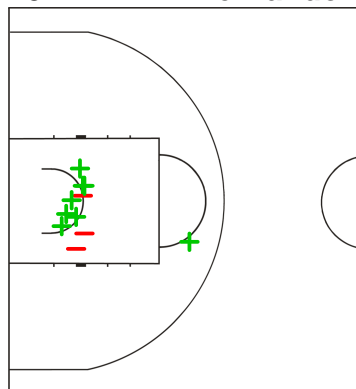
	Q1		Q2		Q3		Q4	
JPN	7	16	25	35	43	57	63	71
MEX	5	20	26	41	55	63	70	83

MEX - Mexico

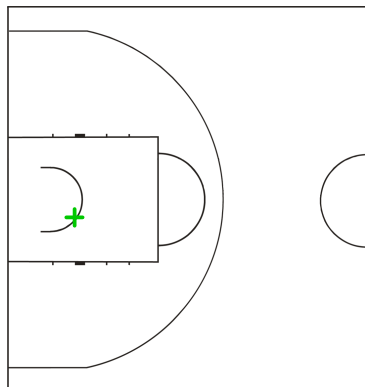
10 SANTANA Pablo



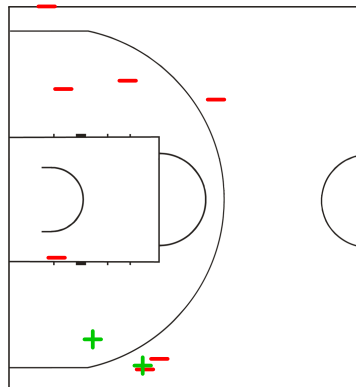
13 BENITEZ Fernando



14 GUTIERREZ Jose



15 FELIX Jesus



LEGEND

+ Shot Made

- Shot Missed

Timing and Results provided by TISSOT



Game No: 2

Lineup Analysis

Анализ

JPN 71 vs 83 MEX

JPN

Lineup efficiency

5 Nagayoshi Y	6 Uto N	7 Fujii Y	11 Nomoto K	14 Hashimoto K	21:15
5 Nagayoshi Y	6 Uto N	7 Fujii Y	9 Fujitaka S	14 Hashimoto K	5:23
5 Nagayoshi Y	6 Uto N	7 Fujii Y	9 Fujitaka S	11 Nomoto K	3:48
5 Nagayoshi Y	6 Uto N	9 Fujitaka S	11 Nomoto K	15 Ikaruga S	3:04
5 Nagayoshi Y	7 Fujii Y	11 Nomoto K	14 Hashimoto K	15 Ikaruga S	2:55
5 Nagayoshi Y	7 Fujii Y	9 Fujitaka S	11 Nomoto K	13 Bando T	2:05
5 Nagayoshi Y	6 Uto N	11 Nomoto K	13 Bando T	14 Hashimoto K	1:07
5 Nagayoshi Y	11 Nomoto K	12 Minagawa T	13 Bando T	15 Ikaruga S	0:23

Score development

5 Nagayoshi Y	6 Uto N	7 Fujii Y	9 Fujitaka S	14 Hashimoto K	5:23	+1
5 Nagayoshi Y	11 Nomoto K	12 Minagawa T	13 Bando T	15 Ikaruga S	0:23	0
5 Nagayoshi Y	6 Uto N	11 Nomoto K	13 Bando T	14 Hashimoto K	1:07	-1
5 Nagayoshi Y	7 Fujii Y	11 Nomoto K	14 Hashimoto K	15 Ikaruga S	2:55	-1
5 Nagayoshi Y	6 Uto N	9 Fujitaka S	11 Nomoto K	15 Ikaruga S	3:04	0
5 Nagayoshi Y	6 Uto N	7 Fujii Y	9 Fujitaka S	11 Nomoto K	3:48	-2
5 Nagayoshi Y	6 Uto N	7 Fujii Y	11 Nomoto K	14 Hashimoto K	21:15	-3
5 Nagayoshi Y	7 Fujii Y	9 Fujitaka S	11 Nomoto K	13 Bando T	2:05	-4



Game No: 2

Lineup Analysis

Анализ

MEX

Lineup efficiency


4	JAIMES F	5	Calatayud R	8	Nolasco I	9	RAMIREZ J	15	FELIX J	12:10
4	JAIMES F	5	Calatayud R	6	GARAY A	10	SANTANA P	13	BENITEZ F	3:53
4	JAIMES F	5	Calatayud R	9	RAMIREZ J	10	SANTANA P	13	BENITEZ F	3:42
4	JAIMES F	5	Calatayud R	6	GARAY A	13	BENITEZ F	15	FELIX J	2:37
4	JAIMES F	5	Calatayud R	6	GARAY A	11	GRACIA I	14	GUTIERREZ J	2:30
4	JAIMES F	5	Calatayud R	8	Nolasco I	9	RAMIREZ J	10	SANTANA P	2:25
6	GARAY A	7	Cheda M	9	RAMIREZ J	10	SANTANA P	13	BENITEZ F	2:23
4	JAIMES F	5	Calatayud R	9	RAMIREZ J	13	BENITEZ F	15	FELIX J	2:15
4	JAIMES F	6	GARAY A	9	RAMIREZ J	10	SANTANA P	13	BENITEZ F	1:51
4	JAIMES F	7	Cheda M	9	RAMIREZ J	10	SANTANA P	13	BENITEZ F	1:33
4	JAIMES F	5	Calatayud R	7	Cheda M	8	Nolasco I	15	FELIX J	1:32
4	JAIMES F	7	Cheda M	10	SANTANA P	13	BENITEZ F	15	FELIX J	1:06
4	JAIMES F	5	Calatayud R	7	Cheda M	13	BENITEZ F	15	FELIX J	1:04
4	JAIMES F	5	Calatayud R	6	GARAY A	11	GRACIA I	13	BENITEZ F	0:58
4	JAIMES F	6	GARAY A	7	Cheda M	10	SANTANA P	13	BENITEZ F	0:01

Score development

4	JAIMES F	5	Calatayud R	6	GARAY A	11	GRACIA I	14	GUTIERREZ J	2:30	+4
4	JAIMES F	5	Calatayud R	6	GARAY A	11	GRACIA I	13	BENITEZ F	0:58	+3
4	JAIMES F	5	Calatayud R	9	RAMIREZ J	13	BENITEZ F	15	FELIX J	2:15	+3
4	JAIMES F	5	Calatayud R	9	RAMIREZ J	10	SANTANA P	13	BENITEZ F	3:42	+3
4	JAIMES F	5	Calatayud R	8	Nolasco I	9	RAMIREZ J	15	FELIX J	12:10	+3
4	JAIMES F	7	Cheda M	9	RAMIREZ J	10	SANTANA P	13	BENITEZ F	1:33	+2
6	GARAY A	7	Cheda M	9	RAMIREZ J	10	SANTANA P	13	BENITEZ F	2:23	+2
4	JAIMES F	5	Calatayud R	8	Nolasco I	9	RAMIREZ J	10	SANTANA P	2:25	+2
4	JAIMES F	5	Calatayud R	6	GARAY A	10	SANTANA P	13	BENITEZ F	3:53	+1
4	JAIMES F	6	GARAY A	7	Cheda M	10	SANTANA P	13	BENITEZ F	0:01	-1
4	JAIMES F	5	Calatayud R	7	Cheda M	13	BENITEZ F	15	FELIX J	1:04	-1
4	JAIMES F	7	Cheda M	10	SANTANA P	13	BENITEZ F	15	FELIX J	1:06	-2
4	JAIMES F	5	Calatayud R	7	Cheda M	8	Nolasco I	15	FELIX J	1:32	-2
4	JAIMES F	5	Calatayud R	6	GARAY A	13	BENITEZ F	15	FELIX J	2:37	-2
4	JAIMES F	6	GARAY A	9	RAMIREZ J	10	SANTANA P	13	BENITEZ F	1:51	-5

LEGEND

+ Shot Made - Shot Missed

Timing and Results provided by  TISSOT



Game No: 16

Start List

Стартовый список

ROU vs JPN

Referee: ZAPOLSKI Dariusz (POL)

Umpire: VETROV Evgeny (RUS) / RACYS Saulius (LTU)

ROU - Romania

No.	Name	Pos	Height m / ft in	Age	Current Games Statistics						
					PPG	FG%	3FG%	FT%	RPG	APG	MPG (GP)
4	PETRISOR Catalin	G	1.87/6'2"	20	2.0	50	0		4.0	2.0	18:07 (1)
5	ROSU Adrian	F	1.95/6'5"	22	11.0	100	100		2.0	0.0	13:19 (1)
6	DUMITRESCU Vlad	G	1.92/6'4"	23	7.0	50	33		4.0	2.0	14:40 (1)
7	CORPODEAN Vlad	G	1.92/6'4"	22	6.0	50	0	100	8.0	4.0	20:07 (1)
8	ORBEANU Iulian	F	2.04/6'8"	23	7.0	38	0	50	5.0	0.0	14:16 (1)
9	IOAN Dan	F	1.95/6'5"	21	3.0	33	33		2.0	4.0	10:32 (1)
10	NEGOITESCU Vlad	F	2.04/6'8"	21	11.0	83		33	1.0	1.0	14:22 (1)
11	TOTH George	C	2.12/6'11"	20	11.0	100		33	3.0	0.0	17:03 (1)
12	POP Alexandru	G	1.80/5'11"	23	7.0	67	0	75	1.0	2.0	17:50 (1)
13	TOROK Rolland	F	2.03/6'8"	22	15.0	55	100	100	8.0	1.0	18:11 (1)
14	GUTOAIA Adrian	F	1.98/6'6"	23	15.0	42	0	63	4.0	5.0	21:22 (1)
15	TIBIRNA Bogdan	C	2.11/6'11"	22	11.0	44	0	75	11.0	0.0	20:11 (1)
Team			1.98/6'6"	21.8	106.0	56	29	64	59.0	21.0	
Coach		COSTESCU Tudor									
Assistant Coach		MIRON Paul Ionel									

ROU Played		
PR	PHI	106 - 58
PR	JPN	8 JUL
PR	MGL	9 JUL
PR	MEX	11 JUL
PR	SRB	12 JUL


JPN - Japan

No.	Name	Pos	Height m / ft in	Age	Current Games Statistics						
					PPG	FG%	3FG%	FT%	RPG	APG	MPG (GP)
4	NAKAHIGASHI Taito	F	1.90/6'3"	21	0.0				0.0	0.0	0:00 (0)
5	NAGAYOSHI Yuya	C	1.99/6'6"	21	22.0	75	50	100	9.0	1.0	40:00 (1)
6	UTO Naoki	G	1.87/6'2"	22	11.0	30	0	83	5.0	7.0	34:37 (1)
7	FUJII Yuma	G	1.80/5'11"	21	9.0	43	50	50	3.0	5.0	35:26 (1)
8	KAWAKAMI Sohei	F	1.90/6'3"	22	0.0				0.0	0.0	0:00 (0)
9	FUJITAKA Soichiro	F	1.90/6'3"	21	4.0	100			0.0	0.0	14:20 (1)
10	HAREYAMA Kebin	F	1.91/6'3"	20	0.0				0.0	0.0	0:00 (0)
11	NOMOTO Kengo	F	1.99/6'6"	21	6.0	25	33	25	4.0	1.0	34:37 (1)
12	MINAGAWA Toru	C	1.99/6'6"	21	0.0				0.0	0.0	0:23 (1)
13	BANDO Taku	G	1.85/6'1"	21	0.0	0	0	0	1.0	0.0	3:35 (1)
14	HASHIMOTO Kosuke	C	2.02/6'8"	20	17.0	64	60		3.0	0.0	30:40 (1)
15	IKARUGA Seiji	G	1.85/6'1"	19	2.0	50			0.0	0.0	6:22 (1)
Team			1.91/6'3"	20.8	71.0	51	42	56	28.0	14.0	
Coach		HASEGAWA Kenji									
Assistant Coach		YAMAMOTO Akira									
		SASSA Norio									

JPN Played		
PR	MEX	71 - 83
PR	ROU	8 JUL
PR	PHI	9 JUL
PR	SRB	11 JUL
PR	MGL	12 JUL

LEGEND

(1) Point Guard	(2) Shooting Guard	(3) Small Forward	(4) Power Forward	(5) Centre
(C) Captain	3FG% 3 Points Field Goals %	APG Assists per Game	C Centre	F Forward
FG% Field Goals %	FT% Free Throws %	G Guard	GP Games Played	MPG Minutes Played per Game
Pos Playing Position	PPG Points per Game	PR Preliminary Round	RPG Rebounds per Game	

Timing and Results provided by  TISSOT



Game No: 16

Results
Результат

Match Duration: 1:46

ROU 77 vs 57 JPN
(20:9, 18:13, 19:18, 20:17)

Referee: ZAPOLSKI Dariusz (POL) Commissioner:
Umpire: VETROV Evgeny (RUS) / RACYS Saulius (LTU)

		Q1		Q2		Q3		Q4	
Scoring by 5 min intervals:	ROU	7	20	28	38	47	57	63	77
	JPN	8	9	15	22	34	40	52	57

ROU - Romania

No.	Name	MIN	Field Goals		2 Points		3 Points		Free Throws		Rebounds			AS	TO	ST	BS	PF	FD	PTS
			M/A	%	M/A	%	M/A	%	M/A	%	OR	DR	TOT							
4	PETRISOR Catalin	27:20	2/11	18	1/3	33	1/8	13	2/2	100	3	3	6	3	1	4	0	1	3	7
5	ROSU Adrian	12:36	2/5	40	2/2	100	0/3	0	3/4	75	2	2	4	0	0	0	0	3	2	7
6	DUMITRESCU Vlad	9:12	0/2	0	0/1	0	0/1	0	0/0	0	0	1	1	0	0	0	0	3	0	0
*7	CORPODEAN Vlad	28:45	3/9	33	3/9	33	0/0	0	6/6	100	2	8	10	2	3	0	0	3	4	12
8	ORBEANU Iulian	16:53	3/4	75	3/3	100	0/1	0	0/0	0	2	0	2	0	0	0	1	1	3	6
9	IOAN Dan	0:00	0/0	0	0/0	0	0/0	0	0/0	0	0	0	0	0	0	0	0	0	0	0
10	NEGOITESCU Vlad	2:09	0/0	0	0/0	0	0/0	0	0/2	0	0	1	1	0	1	0	0	1	1	0
11	TOTH George	8:48	4/4	100	4/4	100	0/0	0	1/2	50	2	0	2	0	2	0	0	1	1	9
*12	POP Alexandru	13:20	0/3	0	0/1	0	0/2	0	0/0	0	0	1	1	2	3	0	0	3	1	0
*13	TOROK Rolland	20:58	4/6	67	4/5	80	0/1	0	4/6	67	2	6	8	1	1	1	0	1	4	12
*14	GUTOAIA Adrian	28:47	7/13	54	6/8	75	1/5	20	1/1	100	0	2	2	2	2	2	0	3	4	16
*15	TIBIRNA Bogdan	31:12	4/11	36	4/9	44	0/2	0	0/1	0	3	4	7	3	0	2	1	0	3	8
Team / Coach											1	1	2		0					
Totals			29/68	43	27/45	60	2/23	9	17/24	71	17	29	46	13	13	9	2	20	26	77
Coach		COSTESCU Tudor																		
Assistant Coach		MIRON Paul Ionel																		

JPN - Japan

No.	Name	MIN	Field Goals		2 Points		3 Points		Free Throws		Rebounds			AS	TO	ST	BS	PF	FD	PTS
			M/A	%	M/A	%	M/A	%	M/A	%	OR	DR	TOT							
4	NAKAHIGASHI Taito	12:42	2/6	33	2/3	67	0/3	0	0/0	0	0	1	1	1	1	1	1	3	0	4
*5	NAGAYOSHI Yuya	31:39	1/9	11	1/8	13	0/1	0	2/2	100	2	4	6	0	2	0	0	3	2	4
*6	UTO Naoki	20:00	5/10	50	5/9	56	0/1	0	2/4	50	0	2	2	2	2	0	0	1	5	12
*7	FUJII Yuma	21:26	2/8	25	2/4	50	0/4	0	1/1	100	0	2	2	1	1	1	0	3	1	5
8	KAWAKAMI Sohei	12:16	2/5	40	2/4	50	0/1	0	0/0	0	0	1	1	1	0	0	0	2	2	4
9	FUJITAKA Soichiro	22:29	0/1	0	0/1	0	0/0	0	0/0	0	1	5	6	2	3	1	0	2	3	0
10	HAREYAMA Kebin	8:42	0/4	0	0/1	0	0/3	0	2/2	100	3	0	3	0	1	1	0	2	1	2
*11	NOMOTO Kengo	26:05	3/7	43	0/3	0	3/4	75	3/4	75	2	6	8	2	5	1	0	3	3	12
12	MINAGAWA Toru	3:31	0/0	0	0/0	0	0/0	0	1/2	50	0	0	0	0	1	0	0	0	1	1
13	BANDO Taku	7:43	2/5	40	1/2	50	1/3	33	0/0	0	0	0	0	0	2	0	0	0	0	5
*14	HASHIMOTO Kosuke	14:23	2/4	50	2/3	67	0/1	0	0/0	0	0	0	0	0	0	1	0	5	1	4
15	IKARUGA Seiji	19:04	2/4	50	2/3	67	0/1	0	0/0	0	3	0	3	0	3	0	0	2	1	4
Team / Coach											3	4	7		0					
Totals			21/63	33	17/41	41	4/22	18	11/15	73	14	25	39	9	21	6	1	26	20	57
Coach		HASEGAWA Kenji																		
Assistant Coach		YAMAMOTO Akira SASSA Norio																		

	ROU	JPN
Points from Turnovers	28	13
Points in the Paint	52	24
Second Chance Points	16	3
Fast Break Points	16	7

	ROU	JPN
Biggest Lead	21	3
Biggest Scoring Run	15-0 (20-8)	7-0 (5-8)
Lead Changes	2	
Times Tied	1	

LEGEND			
%	Shooting Percentage	(C)	Captain
BS	Blocked Shots	DR	Defensive Rebounds
OR	Offensive Rebounds	OTx	Overtime
S	Suspended	ST	Steals
(I)	Injured	FD	Fouls Drawn
PF	Fouls	PTS	Points
TO	Turnovers	TOT	Total Rebounds
*	Starters	AS	Assists
M/A	Made / Attempts	MIN	Minutes Played
Qx	Quarter Time		

Timing and Results provided by TISSOT



Game No: 16

Shot Chart
Схема бросков

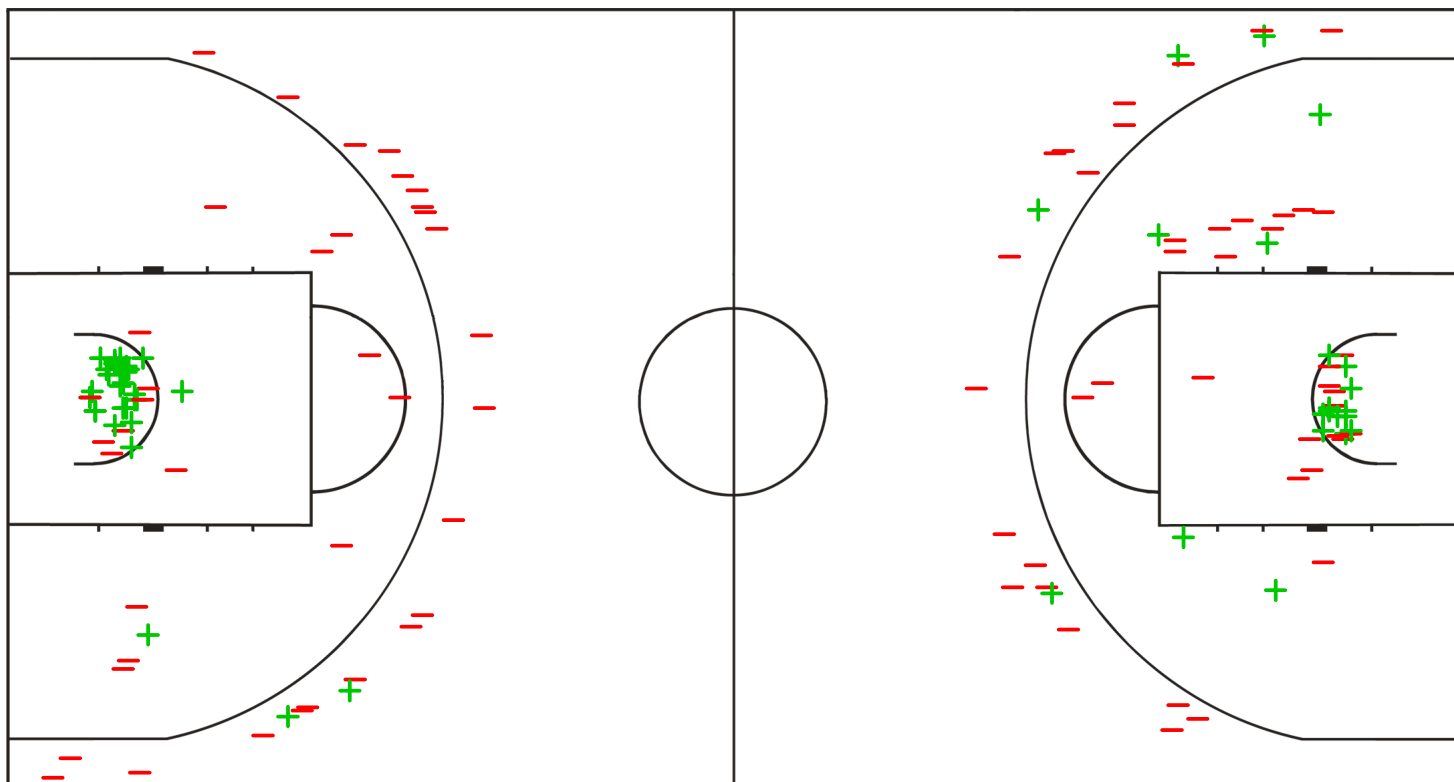
ROU 77 vs 57 JPN
(20 - 9, 18 - 13, 19 - 18, 20 - 17)

Scoring by 5 min intervals:

	Q1		Q2		Q3		Q4	
ROU	7	20	28	38	47	57	63	77
JPN	8	9	15	22	34	40	52	57

ROU - Romania

JPN - Japan



LEGEND

+ Shot Made

- Shot Missed

Timing and Results provided by TISSOT



Game No: 16

Shot Chart
Схема бросков

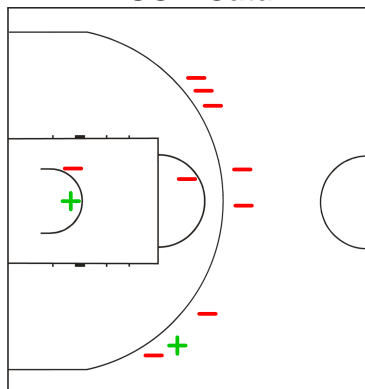
ROU 77 vs 57 JPN
(20 - 9, 18 - 13, 19 - 18, 20 - 17)

Scoring by 5 min intervals:

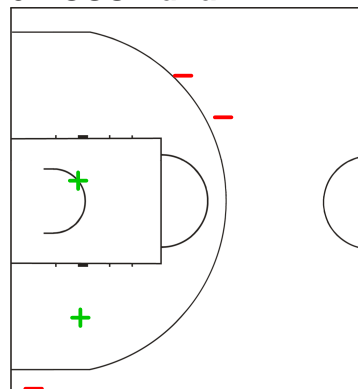
	Q1		Q2		Q3		Q4	
ROU	7	20	28	38	47	57	63	77
JPN	8	9	15	22	34	40	52	57

ROU - Romania

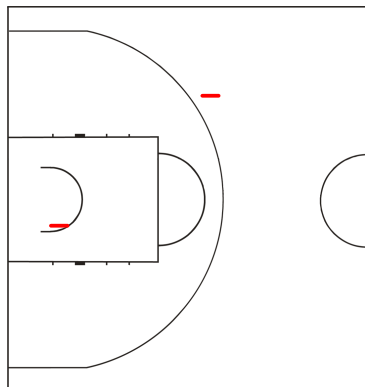
4 PETRISOR Catalin



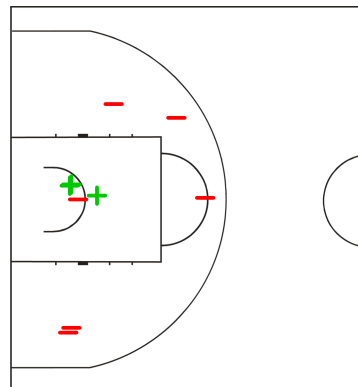
5 ROSU Adrian



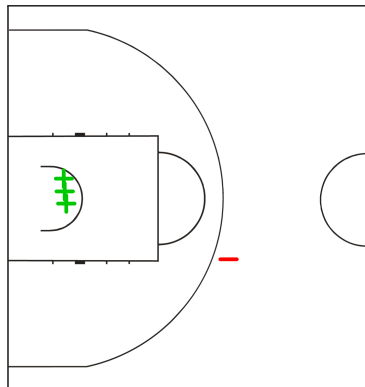
6 DUMITRESCU Vlad



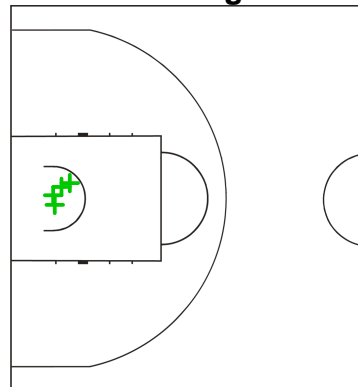
7 CORPODEAN Vlad



8 ORBEANU Iulian



11 TOTH George



LEGEND

+ Shot Made

-

Shot Missed

Timing and Results provided by TISSOT



Game No: 16

Shot Chart
Схема бросков

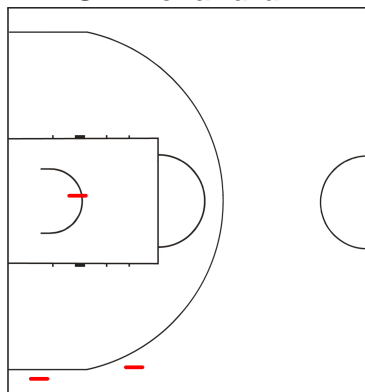
ROU 77 vs 57 JPN
(20 - 9, 18 - 13, 19 - 18, 20 - 17)

Scoring by 5 min intervals:

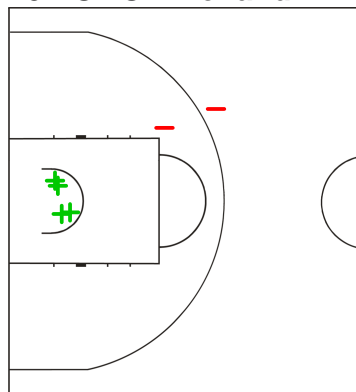
	Q1		Q2		Q3		Q4	
ROU	7	20	28	38	47	57	63	77
JPN	8	9	15	22	34	40	52	57

ROU - Romania

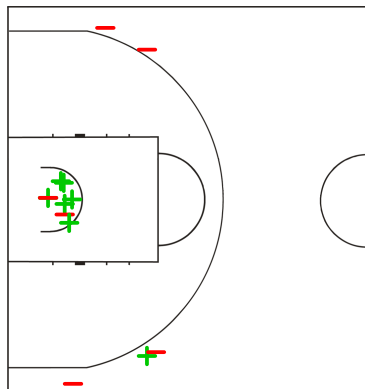
12 POP Alexandru



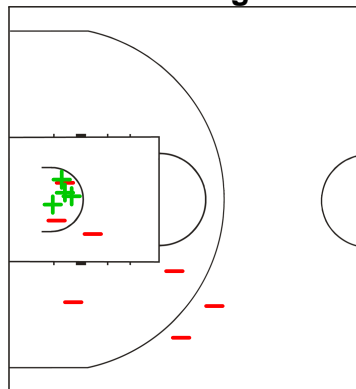
13 TOROK Rolland



14 GUTOAIA Adrian



15 TIBIRNA Bogdan



LEGEND

+ Shot Made

-

Shot Missed

Timing and Results provided by TISSOT



Game No: 16

Shot Chart
Схема бросков

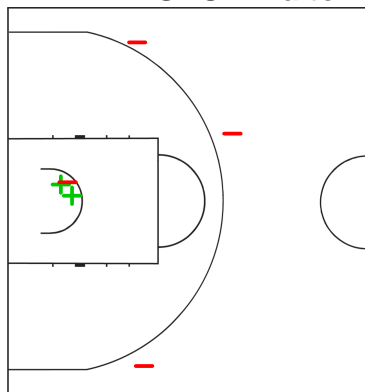
ROU 77 vs 57 JPN
(20 - 9, 18 - 13, 19 - 18, 20 - 17)

Scoring by 5 min intervals:

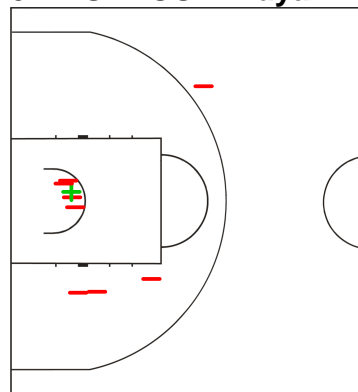
	Q1		Q2		Q3		Q4	
ROU	7	20	28	38	47	57	63	77
JPN	8	9	15	22	34	40	52	57

JPN - Japan

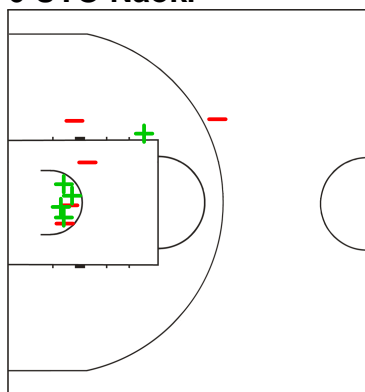
4 NAKAHIGASHI Taito



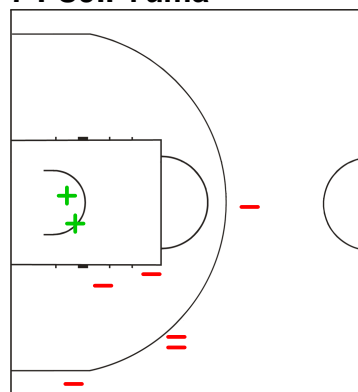
5 NAGAYOSHI Yuya



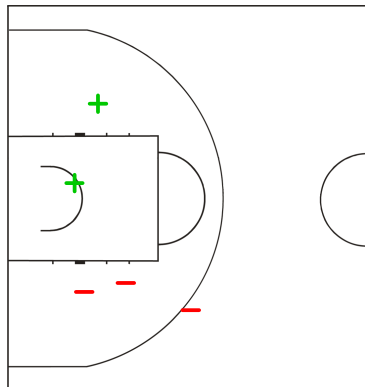
6 UTO Naoki



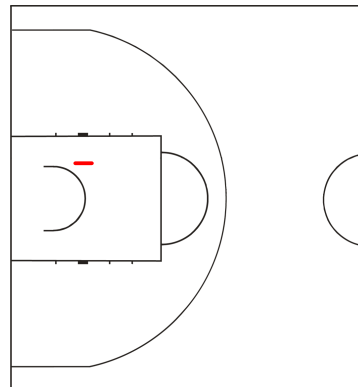
7 FUJII Yuma



8 KAWAKAMI Sohei



9 FUJITAKA Soichiro



LEGEND

+ Shot Made

-

Shot Missed

Timing and Results provided by TISSOT



Game No: 16

Shot Chart
Схема бросков

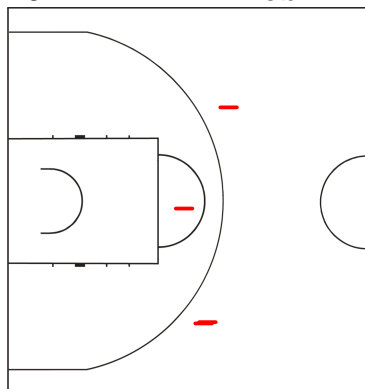
ROU 77 vs 57 JPN
(20 - 9, 18 - 13, 19 - 18, 20 - 17)

Scoring by 5 min intervals:

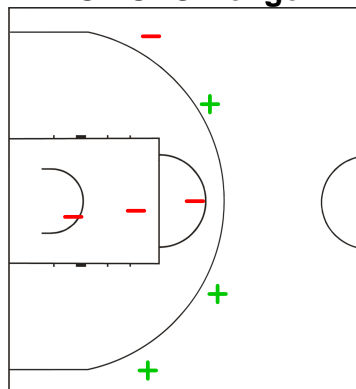
	Q1		Q2		Q3		Q4	
ROU	7	20	28	38	47	57	63	77
JPN	8	9	15	22	34	40	52	57

JPN - Japan

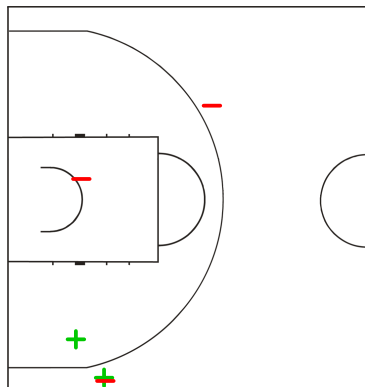
10 HAREYAMA Kebin



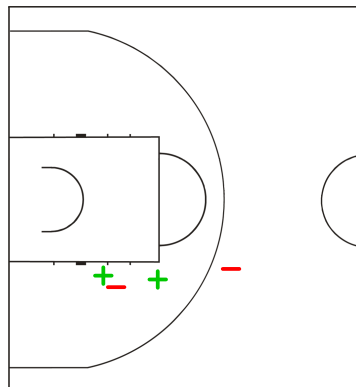
11 NOMOTO Kengo



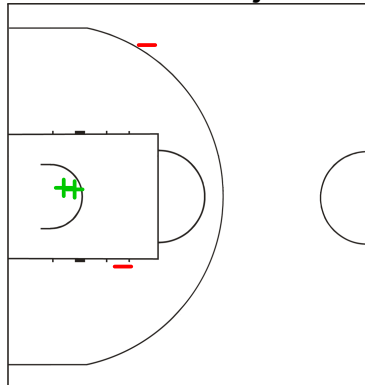
13 BANDO Taku



14 HASHIMOTO Kosuke



15 IKARUGA Seiji



LEGEND

+ Shot Made

-

Shot Missed

Timing and Results provided by TISSOT



Game No: 16

Lineup Analysis

Анализ

ROU 77 vs 57 JPN

ROU

Lineup efficiency

7	CORPODEAN V	12	POP A	13	TOROK R	14	Gutoaia A	15	Tibirna B	9:08
4	Petrisor C	7	CORPODEAN V	8	Orbeanu I	14	Gutoaia A	15	Tibirna B	7:46
4	Petrisor C	7	CORPODEAN V	13	TOROK R	14	Gutoaia A	15	Tibirna B	5:21
4	Petrisor C	5	Rosu A	7	CORPODEAN V	8	Orbeanu I	15	Tibirna B	5:17
4	Petrisor C	5	Rosu A	6	DUMITRESCU V	8	Orbeanu I	11	TOTH G	2:46
4	Petrisor C	6	DUMITRESCU V	11	TOTH G	13	TOROK R	14	Gutoaia A	2:17
4	Petrisor C	6	DUMITRESCU V	13	TOROK R	14	Gutoaia A	15	Tibirna B	2:00
5	Rosu A	11	TOTH G	12	POP A	13	TOROK R	14	Gutoaia A	1:23
5	Rosu A	6	DUMITRESCU V	10	NEGOITescu V	11	TOTH G	12	POP A	1:09
4	Petrisor C	5	Rosu A	7	CORPODEAN V	8	Orbeanu I	11	TOTH G	1:01
5	Rosu A	6	DUMITRESCU V	10	NEGOITescu V	12	POP A	15	Tibirna B	1:00
4	Petrisor C	12	POP A	13	TOROK R	14	Gutoaia A	15	Tibirna B	0:40
4	Petrisor C	7	CORPODEAN V	11	TOTH G	13	TOROK R	14	Gutoaia A	0:09
4	Petrisor C	7	CORPODEAN V	8	Orbeanu I	11	TOTH G	14	Gutoaia A	0:03

Score development

4	Petrisor C	7	CORPODEAN V	13	TOROK R	14	Gutoaia A	15	Tibirna B	5:21	+12
4	Petrisor C	6	DUMITRESCU V	11	TOTH G	13	TOROK R	14	Gutoaia A	2:17	+8
4	Petrisor C	7	CORPODEAN V	8	Orbeanu I	14	Gutoaia A	15	Tibirna B	7:46	+6
4	Petrisor C	6	DUMITRESCU V	13	TOROK R	14	Gutoaia A	15	Tibirna B	2:00	+5
4	Petrisor C	5	Rosu A	7	CORPODEAN V	8	Orbeanu I	15	Tibirna B	5:17	+4
4	Petrisor C	12	POP A	13	TOROK R	14	Gutoaia A	15	Tibirna B	0:40	+2
5	Rosu A	6	DUMITRESCU V	10	NEGOITescu V	12	POP A	15	Tibirna B	1:00	+2
4	Petrisor C	7	CORPODEAN V	8	Orbeanu I	11	TOTH G	14	Gutoaia A	0:03	0
4	Petrisor C	7	CORPODEAN V	11	TOTH G	13	TOROK R	14	Gutoaia A	0:09	-1
5	Rosu A	6	DUMITRESCU V	10	NEGOITescu V	11	TOTH G	12	POP A	1:09	-1
5	Rosu A	11	TOTH G	12	POP A	13	TOROK R	14	Gutoaia A	1:23	-1
4	Petrisor C	5	Rosu A	7	CORPODEAN V	8	Orbeanu I	11	TOTH G	1:01	-4
4	Petrisor C	5	Rosu A	6	DUMITRESCU V	8	Orbeanu I	11	TOTH G	2:46	-4
7	CORPODEAN V	12	POP A	13	TOROK R	14	Gutoaia A	15	Tibirna B	9:08	-8



Game No: 16

Lineup Analysis

Анализ

JPN

Lineup efficiency


5	Nagayoshi Y	6	Uto N	7	Fujii Y	9	Fujitaka S	11	Nomoto K	8:26
5	Nagayoshi Y	6	Uto N	7	Fujii Y	11	Nomoto K	14	Hashimoto K	5:50
4	Nakahigashi T	5	Nagayoshi Y	8	Kawakami S	10	Hareyama K	15	Ikaruga S	4:21
4	Nakahigashi T	8	Kawakami S	9	Fujitaka S	11	Nomoto K	15	Ikaruga S	3:28
5	Nagayoshi Y	6	Uto N	11	Nomoto K	14	Hashimoto K	15	Ikaruga S	3:20
5	Nagayoshi Y	9	Fujitaka S	10	Hareyama K	13	Bando T	15	Ikaruga S	2:18
5	Nagayoshi Y	7	Fujii Y	9	Fujitaka S	11	Nomoto K	13	Bando T	1:55
5	Nagayoshi Y	6	Uto N	9	Fujitaka S	14	Hashimoto K	15	Ikaruga S	1:54
5	Nagayoshi Y	7	Fujii Y	9	Fujitaka S	13	Bando T	14	Hashimoto K	1:27
4	Nakahigashi T	8	Kawakami S	9	Fujitaka S	14	Hashimoto K	15	Ikaruga S	1:22
4	Nakahigashi T	8	Kawakami S	11	Nomoto K	12	Minagawa T	15	Ikaruga S	1:22
4	Nakahigashi T	7	Fujii Y	8	Kawakami S	11	Nomoto K	12	Minagawa T	1:14
4	Nakahigashi T	7	Fujii Y	10	Hareyama K	12	Minagawa T	13	Bando T	0:55
5	Nagayoshi Y	7	Fujii Y	9	Fujitaka S	10	Hareyama K	13	Bando T	0:39
5	Nagayoshi Y	7	Fujii Y	9	Fujitaka S	11	Nomoto K	15	Ikaruga S	0:30
5	Nagayoshi Y	6	Uto N	7	Fujii Y	9	Fujitaka S	14	Hashimoto K	0:30
5	Nagayoshi Y	8	Kawakami S	10	Hareyama K	13	Bando T	15	Ikaruga S	0:29

Score development

5	Nagayoshi Y	7	Fujii Y	9	Fujitaka S	13	Bando T	14	Hashimoto K	1:27	+4
5	Nagayoshi Y	7	Fujii Y	9	Fujitaka S	10	Hareyama K	13	Bando T	0:39	+3
4	Nakahigashi T	8	Kawakami S	9	Fujitaka S	14	Hashimoto K	15	Ikaruga S	1:22	+2
5	Nagayoshi Y	6	Uto N	7	Fujii Y	11	Nomoto K	14	Hashimoto K	5:50	+1
5	Nagayoshi Y	8	Kawakami S	10	Hareyama K	13	Bando T	15	Ikaruga S	0:29	0
4	Nakahigashi T	7	Fujii Y	10	Hareyama K	12	Minagawa T	13	Bando T	0:55	-1
5	Nagayoshi Y	7	Fujii Y	9	Fujitaka S	11	Nomoto K	13	Bando T	1:55	0
4	Nakahigashi T	5	Nagayoshi Y	8	Kawakami S	10	Hareyama K	15	Ikaruga S	4:21	0
5	Nagayoshi Y	7	Fujii Y	9	Fujitaka S	11	Nomoto K	15	Ikaruga S	0:30	-2
5	Nagayoshi Y	6	Uto N	7	Fujii Y	9	Fujitaka S	14	Hashimoto K	0:30	-2
4	Nakahigashi T	7	Fujii Y	8	Kawakami S	11	Nomoto K	12	Minagawa T	1:14	-2
5	Nagayoshi Y	6	Uto N	11	Nomoto K	14	Hashimoto K	15	Ikaruga S	3:20	-2
4	Nakahigashi T	8	Kawakami S	11	Nomoto K	12	Minagawa T	15	Ikaruga S	1:22	-3
4	Nakahigashi T	8	Kawakami S	9	Fujitaka S	11	Nomoto K	15	Ikaruga S	3:28	-3
5	Nagayoshi Y	6	Uto N	9	Fujitaka S	14	Hashimoto K	15	Ikaruga S	1:54	-5
5	Nagayoshi Y	9	Fujitaka S	10	Hareyama K	13	Bando T	15	Ikaruga S	2:18	-6
5	Nagayoshi Y	6	Uto N	7	Fujii Y	9	Fujitaka S	11	Nomoto K	8:26	-8

LEGEND

+ Shot Made - Shot Missed

Timing and Results provided by  TISSOT



Game No: 17

Start List

Стартовый список

MEX vs MGL

Referee: SAREKOSKI Yrjo Johannes (FIN)

Umpire: LASUIK Karen (CAN) / WU Zhiwei (HKG)

MEX - Mexico

No.	Name	Pos	Height m / ft in	Age	Current Games Statistics						
					PPG	FG%	3FG%	FT%	RPG	APG	MPG (GP)
4	JAIMES Fabian		1.98/6'6"	20	10.0	45			8.0	1.0	37:37 (1)
5	CALATAYUD Ricardo	G	1.82/6'0"	21	25.0	43	44	82	5.0	3.0	33:06 (1)
6	GARAY Alejandro	F	1.96/6'5"	20	5.0	67	100		1.0	1.0	14:13 (1)
7	CHEDA Mauricio	F	1.97/6'6"	23	1.0	0		50	3.0	0.0	7:39 (1)
8	NOLASCO Israel	C	2.07/6'9"	23	5.0	50		50	4.0	0.0	16:07 (1)
9	RAMIREZ Juan		1.95/6'5"	22	12.0	40	0	100	1.0	4.0	26:19 (1)
10	SANTANA Pablo		1.83/6'0"	22	2.0	25	0		3.0	0.0	16:54 (1)
11	GRACIA Ivan	G	1.79/5'10"	24	0.0				0.0	1.0	3:28 (1)
12	GIRON Daniel		1.91/6'3"	23	0.0				0.0	0.0	0:00 (0)
13	BENITEZ Fernando		2.04/6'8"	24	16.0	73		0	7.0	1.0	21:23 (1)
14	GUTIERREZ Jose		2.06/6'9"	20	2.0	100			1.0	0.0	2:30 (1)
15	FELIX Jesus		1.94/6'4"	22	5.0	22	20		3.0	2.0	20:44 (1)
Team			1.94/6'4"	22.0	83.0	44	35	75	40.0	13.0	
Coach		CENICEROS Javier									
Assistant Coach		SANTOS Hector									

MEX Played

PR	JPN	83 - 71
PR	MGL	8 JUL
PR	SRB	9 JUL
PR	ROU	11 JUL
PR	PHI	12 JUL

MGL - Mongolia


No.	Name	Pos	Height m / ft in	Age	Current Games Statistics						
					PPG	FG%	3FG%	FT%	RPG	APG	MPG (GP)
4	OTGONBAATAR Sergelen	F	1.78/5'10"	24	4.0	33	0		2.0	1.0	11:52 (1)
5	GOTOV Tsenguunbayar	G	1.93/6'4"	23	0.0	0	0		0.0	0.0	12:07 (1)
6	BATTUVSHIN Bilguun	F	1.97/6'6"	24	21.0	57	25	67	2.0	0.0	30:07 (1)
7	BATBOLD Darkhantugs	F	1.82/6'0"	21	2.0	17	0		3.0	0.0	11:04 (1)
8	DAVAASAMBUU Delgernyam	F	1.94/6'4"	23	2.0	11	0		2.0	0.0	22:57 (1)
9	TUNGALAG Sanchir	F	1.90/6'3"	24	16.0	29	20	83	7.0	1.0	24:50 (1)
10	DAVAADORJ Munkhtuvshin	F	1.89/6'2"	24	0.0				0.0	0.0	3:02 (1)
11	ENKHBAT Dulguun	F	1.89/6'2"	21	2.0	100			0.0	0.0	5:20 (1)
12	OTGONBAYAR Ochirbat	C	1.97/6'6"	22	0.0	0			3.0	0.0	15:31 (1)
13	TSERENDAGVA Azbayar	G	1.93/6'4"	23	4.0	17	0	100	2.0	0.0	24:41 (1)
14	ENKHTAIVAN Tserenbaatar	C	1.98/6'6"	23	5.0	20	0	50	4.0	0.0	26:30 (1)
15	AVARZED Gansukh	F	1.91/6'3"	21	0.0	0			2.0	0.0	11:59 (1)
Team			1.91/6'3"	22.8	56.0	28	13	75	30.0	2.0	
Coach		SUKHBAATAR Tulga									
Assistant Coach		AMGALAN Enkhbaatar									

MGL Played

PR	SRB	56 - 110
PR	MEX	8 JUL
PR	ROU	9 JUL
PR	PHI	11 JUL
PR	JPN	12 JUL

LEGEND

(1)	Point Guard	(2)	Shooting Guard	(3)	Small Forward	(4)	Power Forward	(5)	Centre
(C)	Captain	3FG%	3 Points Field Goals %	APG	Assists per Game	C	Centre	F	Forward
FG%	Field Goals %	FT%	Free Throws %	G	Guard	GP	Games Played	MPG	Minutes Played per Game
Pos	Playing Position	PPG	Points per Game	PR	Preliminary Round	RPG	Rebounds per Game		

Timing and Results provided by  TISSOT



Game No: 17

Results
Результат

Match Duration: 1:31

MEX 108 vs 54 MGL
(25:13, 29:12, 29:18, 25:11)

Referee: SAREKOSKI Yrjo Johannes (FIN)

Commissioner:

Umpire: LASUIK Karen (CAN) / WU Zhiwei (HKG)

Scoring by 5 min intervals:	MEX	Q1		Q2		Q3		Q4	
		11	25	39	54	73	83	93	108
	MGL	8	13	23	25	35	43	50	54

MEX - Mexico

No.	Name	MIN	Field Goals		2 Points		3 Points		Free Throws		Rebounds			AS	TO	ST	BS	PF	FD	PTS
			M/A	%	M/A	%	M/A	%	M/A	%	OR	DR	TOT							
*4	JAIMES Fabian	15:43	6/8	75	6/8	75	0/0	0	1/1	100	1	7	8	1	1	2	0	0	2	13
*5	CALATAYUD Ricardo	11:54	2/2	100	2/2	100	0/0	0	0/0	0	1	2	3	2	1	0	0	2	0	4
6	GARAY Alejandro	19:22	4/9	44	3/5	60	1/4	25	0/0	0	0	0	0	2	2	1	0	1	1	9
*7	CHEDA Mauricio	21:30	7/9	78	6/8	75	1/1	100	2/3	67	0	2	2	6	4	1	0	1	2	17
8	NOLASCO Israel	13:32	3/4	75	3/4	75	0/0	0	1/2	50	0	3	3	1	3	1	1	0	1	7
*9	RAMIREZ Juan	12:52	2/5	40	2/4	50	0/1	0	0/0	0	1	1	2	2	0	0	0	1	1	4
10	SANTANA Pablo	18:46	4/5	80	4/5	80	0/0	0	0/0	0	2	2	4	5	0	4	0	1	2	8
11	GRACIA Ivan	20:42	4/9	44	2/3	67	2/6	33	1/2	50	0	1	1	4	0	3	0	2	3	11
12	GIRON Daniel	19:10	4/6	67	3/4	75	1/2	50	0/0	0	1	5	6	3	1	2	0	3	1	9
13	BENITEZ Fernando	15:43	6/7	86	6/7	86	0/0	0	0/2	0	1	1	2	0	1	0	0	0	2	12
14	GUTIERREZ Jose	12:48	2/5	40	2/5	40	0/0	0	1/4	25	4	4	8	2	4	1	2	2	4	5
*15	FELIX Jesus	17:58	3/8	38	2/4	50	1/4	25	2/2	100	0	1	1	2	3	2	1	3	1	9
Team / Coach											0	3	3							
Totals			47/77	61	41/59	69	6/18	33	8/16	50	11	32	43	30	20	17	4	16	20	108
Coach		CENICEROS Javier																		
Assistant Coach		SANTOS Hector																		

MGL - Mongolia

No.	Name	MIN	Field Goals		2 Points		3 Points		Free Throws		Rebounds			AS	TO	ST	BS	PF	FD	PTS
			M/A	%	M/A	%	M/A	%	M/A	%	OR	DR	TOT							
*4	OTGONBAATAR Sergelen	19:52	2/5	40	2/5	40	0/0	0	1/2	50	0	2	2	0	4	0	0	3	5	5
5	GOTOV Tsenguunbayar	10:57	0/1	0	0/0	0	0/1	0	0/0	0	0	1	1	0	3	0	0	0	0	0
*6	BATTUVSHIN Bilguun	29:08	5/11	45	4/8	50	1/3	33	0/1	0	0	5	5	1	5	1	0	2	4	11
7	BATBOLD Darkhantugs	6:43	1/4	25	1/2	50	0/2	0	0/0	0	0	1	1	0	1	0	0	0	0	2
8	DAVAASAMBUU Delgeryam	31:18	4/7	57	4/7	57	0/0	0	0/0	0	7	3	10	2	3	3	0	2	0	8
*9	TUNGALAG Sanchir	22:21	2/11	18	1/4	25	1/7	14	2/4	50	0	0	0	2	2	2	0	0	4	7
10	DAVAADORJ Munkhtuvshin	13:13	0/5	0	0/3	0	0/2	0	0/0	0	0	0	0	1	2	0	0	2	0	0
11	ENKHBAT Dulguun	2:33	0/0	0	0/0	0	0/0	0	0/0	0	0	0	0	0	0	0	0	0	0	0
12	OTGONBAYAR Ochirbat	6:38	0/1	0	0/1	0	0/0	0	0/0	0	0	1	1	0	0	0	0	3	0	0
*13	TSERENDAGVA Azbayar	29:00	7/11	64	3/3	100	4/8	50	0/0	0	1	3	4	2	5	2	0	3	1	18
*14	ENKHTAIVAN Tserenbaatar	19:03	0/3	0	0/2	0	0/1	0	0/2	0	1	0	1	0	3	2	0	1	1	0
15	AVARZED Gansukh	9:14	1/2	50	1/2	50	0/0	0	1/2	50	1	2	3	0	6	0	0	4	1	3
Team / Coach											1	4	5							
Totals			22/61	36	16/37	43	6/24	25	4/11	36	11	22	33	8	34	10	0	20	16	54
Coach		SUKHBAATAR Tulga																		
Assistant Coach		AMGALAN Enkhbaatar																		

	MEX	MGL
Points from Turnovers	37	13
Points in the Paint	82	24
Second Chance Points	11	5
Fast Break Points	34	2

	MEX	MGL
Biggest Lead	56	0
Biggest Scoring Run	19-0 (61-25)	6-0 (77-41)
Lead Changes	0	0
Times Tied	0	0

LEGEND			
%	Shooting Percentage	(C)	Captain
BS	Blocked Shots	DR	Defensive Rebounds
OR	Offensive Rebounds	OTx	Overtime
S	Suspended	ST	Steals
(I)	Injured	FD	Fouls Drawn
*	Starters	PF	Fouls
M/A	Made / Attempts	TO	Turnovers
PTS	Points		
TOT	Total Rebounds		
AS	Assists		
MIN	Minutes Played		
Qx	Quarter Time		

Timing and Results provided by TISSOT



Game No: 17

Shot Chart
Схема бросков

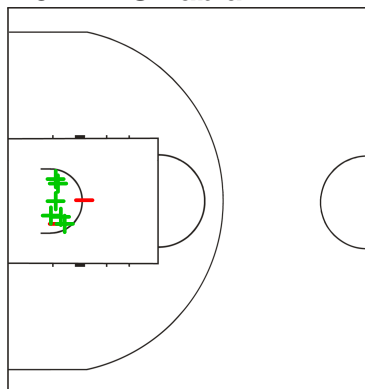
MEX 108 vs 54 MGL
(25 - 13, 29 - 12, 29 - 18, 25 - 11)

Scoring by 5 min intervals:

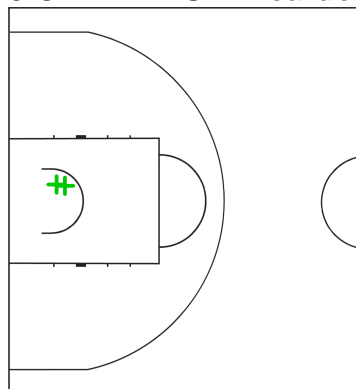
	Q1		Q2		Q3		Q4	
MEX	11	25	39	54	73	83	93	108
MGL	8	13	23	25	35	43	50	54

MEX - Mexico

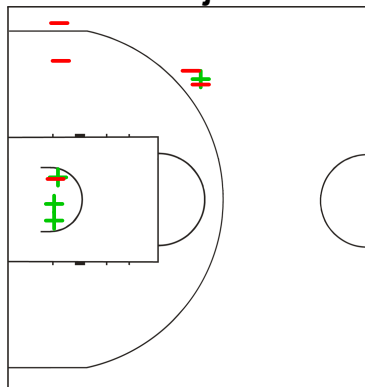
4 JAIMES Fabian



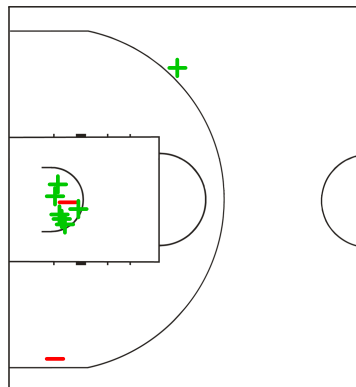
5 CALATAYUD Ricardo



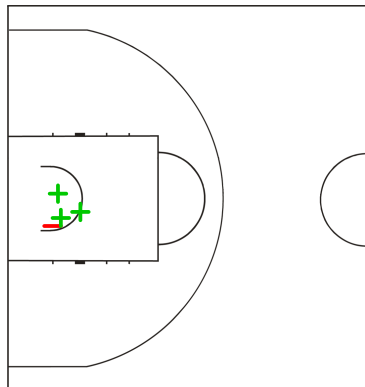
6 GARAY Alejandro



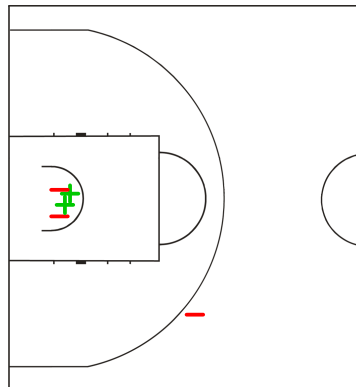
7 CHEDA Mauricio



8 NOLASCO Israel



9 RAMIREZ Juan



LEGEND

+ Shot Made

-

Shot Missed



Game No: 17

Shot Chart
Схема бросков

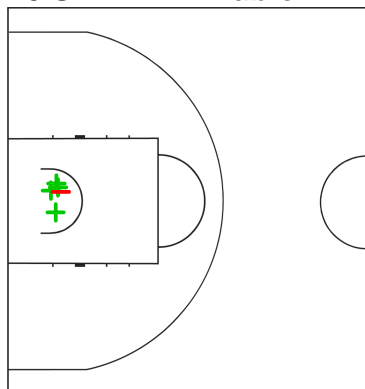
MEX 108 vs 54 MGL
(25 - 13, 29 - 12, 29 - 18, 25 - 11)

Scoring by 5 min intervals:

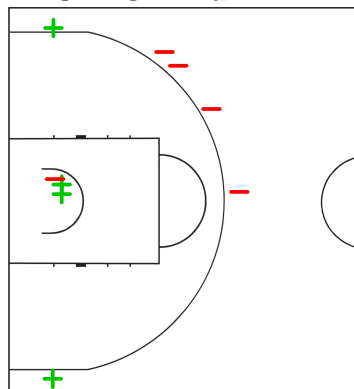
	Q1		Q2		Q3		Q4	
MEX	11	25	39	54	73	83	93	108
MGL	8	13	23	25	35	43	50	54

MEX - Mexico

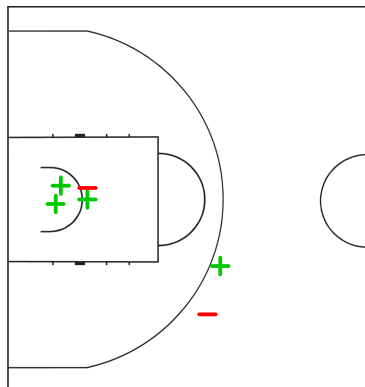
10 SANTANA Pablo



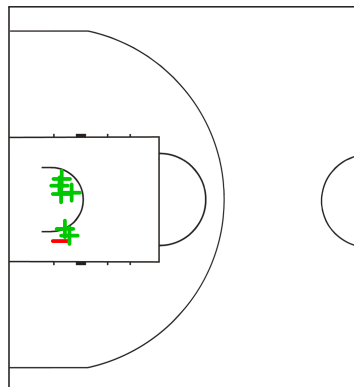
11 GRACIA Ivan



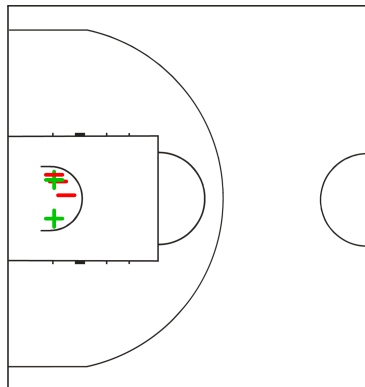
12 GIRON Daniel



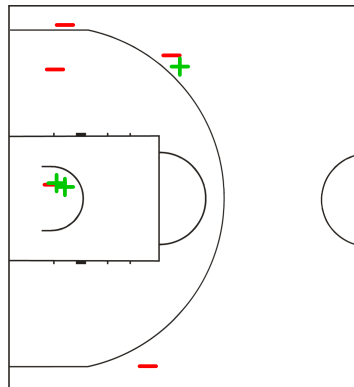
13 BENITEZ Fernando



14 GUTIERREZ Jose



15 FELIX Jesus



LEGEND

+ Shot Made

- Shot Missed

Timing and Results provided by **TISSOT**



Game No: 17

Shot Chart
Схема бросков

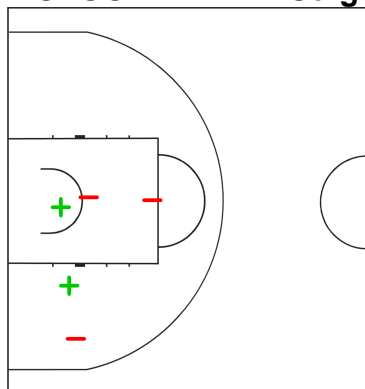
MEX 108 vs 54 MGL
(25 - 13, 29 - 12, 29 - 18, 25 - 11)

Scoring by 5 min intervals:

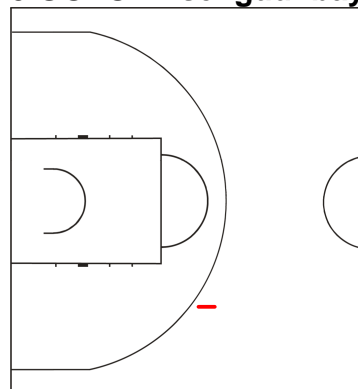
	Q1		Q2		Q3		Q4	
MEX	11	25	39	54	73	83	93	108
MGL	8	13	23	25	35	43	50	54

MGL - Mongolia

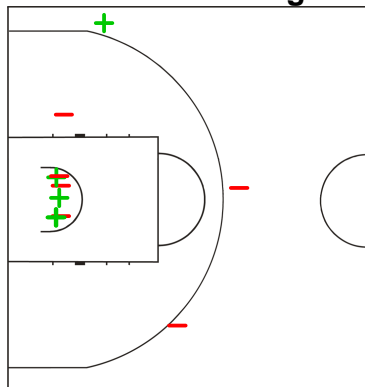
4 OTGONBAATAR Sergelen



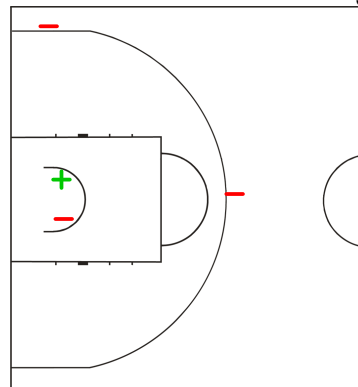
5 GOTOV Tsenguunbayar



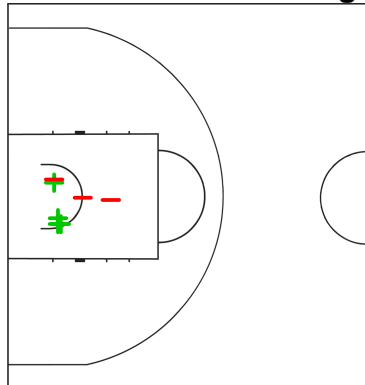
6 BATTUVSHIN Bilguun



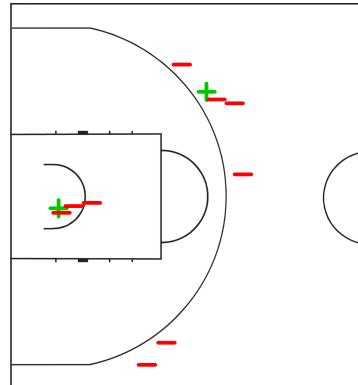
7 BATBOLD Darkhantugs



8 DAVAASAMBUU Delgernyam



9 TUNGALAG Sanchir



LEGEND

+ Shot Made

-

Shot Missed

Timing and Results provided by **TISSOT**



Game No: 17

Shot Chart
Схема бросков

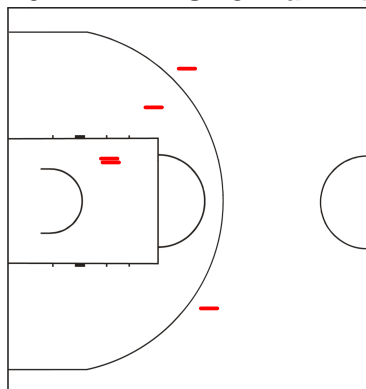
MEX 108 vs 54 MGL
(25 - 13, 29 - 12, 29 - 18, 25 - 11)

Scoring by 5 min intervals:

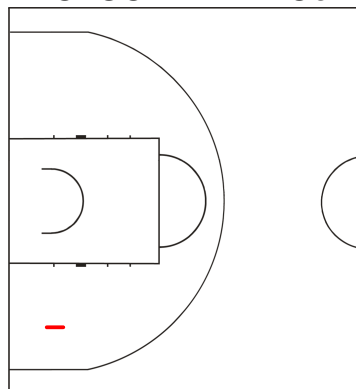
	Q1		Q2		Q3		Q4	
MEX	11	25	39	54	73	83	93	108
MGL	8	13	23	25	35	43	50	54

MGL - Mongolia

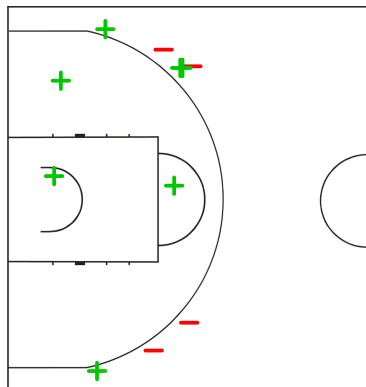
10 DAVAADORJ Munkhtuvshin



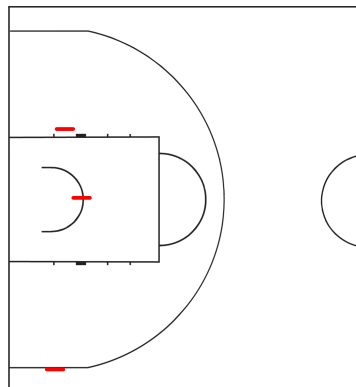
12 OTGONBAYAR Ochirbat



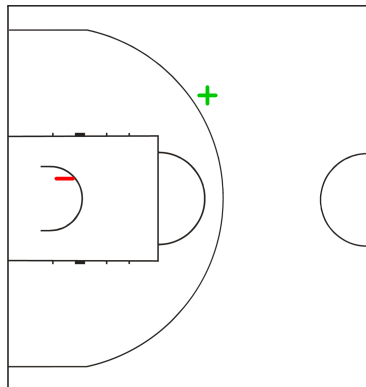
13 TSERENDAGVA Azbayar



14 ENKHTAIVAN Tserenbaatar



15 AVARZED Gansukh



LEGEND

+ Shot Made

-

Shot Missed

Timing and Results provided by **TISSOT**



Game No: 17

Lineup Analysis

Анализ

MEX 108 vs 54 MGL

MEX

Lineup efficiency

4 JAIMES F	7 Cheda M	9 RAMIREZ J	10 SANTANA P	15 FELIX J	7:24
6 GARAY A	8 Nolasco I	11 GRACIA I	12 GIRON D	13 BENITEZ F	7:08
4 JAIMES F	5 Calatayud R	7 Cheda M	14 GUTIERREZ J	15 FELIX J	5:43
6 GARAY A	10 SANTANA P	11 GRACIA I	12 GIRON D	13 BENITEZ F	3:40
8 Nolasco I	9 RAMIREZ J	10 SANTANA P	11 GRACIA I	13 BENITEZ F	2:52
6 GARAY A	10 SANTANA P	11 GRACIA I	12 GIRON D	14 GUTIERREZ J	2:47
4 JAIMES F	5 Calatayud R	7 Cheda M	9 RAMIREZ J	15 FELIX J	2:36
5 Calatayud R	6 GARAY A	7 Cheda M	14 GUTIERREZ J	15 FELIX J	2:15
6 GARAY A	7 Cheda M	8 Nolasco I	11 GRACIA I	12 GIRON D	2:12
10 SANTANA P	11 GRACIA I	12 GIRON D	13 BENITEZ F	14 GUTIERREZ J	2:03
5 Calatayud R	6 GARAY A	7 Cheda M	8 Nolasco I	12 GIRON D	1:20

Score development

6 GARAY A	8 Nolasco I	11 GRACIA I	12 GIRON D	13 BENITEZ F	7:08	+13
4 JAIMES F	5 Calatayud R	7 Cheda M	14 GUTIERREZ J	15 FELIX J	5:43	+11
4 JAIMES F	7 Cheda M	9 RAMIREZ J	10 SANTANA P	15 FELIX J	7:24	+8
10 SANTANA P	11 GRACIA I	12 GIRON D	13 BENITEZ F	14 GUTIERREZ J	2:03	+7
6 GARAY A	10 SANTANA P	11 GRACIA I	12 GIRON D	13 BENITEZ F	3:40	+5
4 JAIMES F	5 Calatayud R	7 Cheda M	9 RAMIREZ J	15 FELIX J	2:36	+4
8 Nolasco I	9 RAMIREZ J	10 SANTANA P	11 GRACIA I	13 BENITEZ F	2:52	+4
6 GARAY A	7 Cheda M	8 Nolasco I	11 GRACIA I	12 GIRON D	2:12	+3
6 GARAY A	10 SANTANA P	11 GRACIA I	12 GIRON D	14 GUTIERREZ J	2:47	+2
5 Calatayud R	6 GARAY A	7 Cheda M	8 Nolasco I	12 GIRON D	1:20	-1
5 Calatayud R	6 GARAY A	7 Cheda M	14 GUTIERREZ J	15 FELIX J	2:15	-2



Game No: 17

Lineup Analysis

Анализ

MGL

Lineup efficiency


4	Otgonbaatar S	6	Battuvshin B	9	Tungalag S	13	Tserendagva A	14	Enkhtaivan T	6:09
4	Otgonbaatar S	6	Battuvshin B	8	Davaasambuu D	9	Tungalag S	13	Tserendagva A	4:02
6	Battuvshin B	8	Davaasambuu D	9	Tungalag S	10	Davaadorj M	13	Tserendagva A	2:54
6	Battuvshin B	8	Davaasambuu D	9	Tungalag S	12	Otgonbayar O	13	Tserendagva A	2:49
5	Gotov T	8	Davaasambuu D	10	Davaadorj M	13	Tserendagva A	14	Enkhtaivan T	2:41
5	Gotov T	6	Battuvshin B	8	Davaasambuu D	9	Tungalag S	13	Tserendagva A	2:18
4	Otgonbaatar S	6	Battuvshin B	8	Davaasambuu D	10	Davaadorj M	14	Enkhtaivan T	2:15
6	Battuvshin B	8	Davaasambuu D	13	Tserendagva A	14	Enkhtaivan T	15	Avarzed G	2:09
5	Gotov T	7	Batbold D	8	Davaasambuu D	10	Davaadorj M	15	Avarzed G	2:03
6	Battuvshin B	8	Davaasambuu D	9	Tungalag S	13	Tserendagva A	15	Avarzed G	1:54
4	Otgonbaatar S	5	Gotov T	7	Batbold D	11	Enkhbat D	12	Otgonbayar O	1:51
4	Otgonbaatar S	7	Batbold D	8	Davaasambuu D	9	Tungalag S	14	Enkhtaivan T	1:31
4	Otgonbaatar S	6	Battuvshin B	8	Davaasambuu D	14	Enkhtaivan T	15	Avarzed G	1:18
6	Battuvshin B	8	Davaasambuu D	10	Davaadorj M	13	Tserendagva A	14	Enkhtaivan T	1:10
5	Gotov T	6	Battuvshin B	8	Davaasambuu D	10	Davaadorj M	13	Tserendagva A	1:08
6	Battuvshin B	8	Davaasambuu D	10	Davaadorj M	12	Otgonbayar O	13	Tserendagva A	1:02
4	Otgonbaatar S	5	Gotov T	7	Batbold D	8	Davaasambuu D	12	Otgonbayar O	0:56
4	Otgonbaatar S	8	Davaasambuu D	13	Tserendagva A	14	Enkhtaivan T	15	Avarzed G	0:44
4	Otgonbaatar S	9	Tungalag S	11	Enkhbat D	14	Enkhtaivan T	15	Avarzed G	0:42
4	Otgonbaatar S	7	Batbold D	8	Davaasambuu D	14	Enkhtaivan T	15	Avarzed G	0:22
4	Otgonbaatar S	8	Davaasambuu D	9	Tungalag S	14	Enkhtaivan T	15	Avarzed G	0:02

Score development

6	Battuvshin B	8	Davaasambuu D	9	Tungalag S	13	Tserendagva A	15	Avarzed G	1:54	+3
4	Otgonbaatar S	6	Battuvshin B	8	Davaasambuu D	10	Davaadorj M	14	Enkhtaivan T	2:15	+2
4	Otgonbaatar S	8	Davaasambuu D	9	Tungalag S	14	Enkhtaivan T	15	Avarzed G	0:02	+1
4	Otgonbaatar S	8	Davaasambuu D	13	Tserendagva A	14	Enkhtaivan T	15	Avarzed G	0:44	0
4	Otgonbaatar S	6	Battuvshin B	8	Davaasambuu D	14	Enkhtaivan T	15	Avarzed G	1:18	0
4	Otgonbaatar S	5	Gotov T	7	Batbold D	11	Enkhbat D	12	Otgonbayar O	1:51	0
5	Gotov T	8	Davaasambuu D	10	Davaadorj M	13	Tserendagva A	14	Enkhtaivan T	2:41	-1
6	Battuvshin B	8	Davaasambuu D	9	Tungalag S	10	Davaadorj M	13	Tserendagva A	2:54	-1
4	Otgonbaatar S	6	Battuvshin B	8	Davaasambuu D	9	Tungalag S	13	Tserendagva A	4:02	-1
4	Otgonbaatar S	7	Batbold D	8	Davaasambuu D	14	Enkhtaivan T	15	Avarzed G	0:22	-2
4	Otgonbaatar S	5	Gotov T	7	Batbold D	8	Davaasambuu D	12	Otgonbayar O	0:56	-2
6	Battuvshin B	8	Davaasambuu D	10	Davaadorj M	13	Tserendagva A	14	Enkhtaivan T	1:10	-2
4	Otgonbaatar S	9	Tungalag S	11	Enkhbat D	14	Enkhtaivan T	15	Avarzed G	0:42	-3
5	Gotov T	6	Battuvshin B	8	Davaasambuu D	9	Tungalag S	13	Tserendagva A	2:18	-3
6	Battuvshin B	8	Davaasambuu D	10	Davaadorj M	12	Otgonbayar O	13	Tserendagva A	1:02	-4
5	Gotov T	6	Battuvshin B	8	Davaasambuu D	10	Davaadorj M	13	Tserendagva A	1:08	-4
6	Battuvshin B	8	Davaasambuu D	13	Tserendagva A	14	Enkhtaivan T	15	Avarzed G	2:09	-4
4	Otgonbaatar S	7	Batbold D	8	Davaasambuu D	9	Tungalag S	14	Enkhtaivan T	1:31	-7
5	Gotov T	7	Batbold D	8	Davaasambuu D	10	Davaadorj M	15	Avarzed G	2:03	-7
4	Otgonbaatar S	6	Battuvshin B	9	Tungalag S	13	Tserendagva A	14	Enkhtaivan T	6:09	-9
6	Battuvshin B	8	Davaasambuu D	9	Tungalag S	12	Otgonbayar O	13	Tserendagva A	2:49	-10

LEGEND

+ Shot Made - Shot Missed

Timing and Results provided by  TISSOT



Game No: 18

Results
Результаты

Attendance: 80

Match Duration: 0:00

SRB 20 vs 0 PHI

Referee: VECHERSKIS Mindaugas (LTU)
Umpire: PAULIK Robert (CZE) / VETROV Evgeny (RUS)

Commissioner:

		Q1	Q2	Q3	Q4
Scoring by 5 min intervals:	SRB				
	PHI				

SRB - Serbia

No.	Name	MIN	Field Goals		2 Points		3 Points		Free Throws		Rebounds			AS	TO	ST	BS	PF	FD	PTS	
			M/A	%	M/A	%	M/A	%	M/A	%	OR	DR	TOT								
4	DJOKIC Dejan	0:00	0/0	0	0/0	0	0/0	0	0/0	0	0	0	0	0	0	0	0	0	0	0	
5	JOVIC Stefan	0:00	0/0	0	0/0	0	0/0	0	0/0	0	0	0	0	0	0	0	0	0	0	0	
6	DIMIC Milos	0:00	0/0	0	0/0	0	0/0	0	0/0	0	0	0	0	0	0	0	0	0	0	0	
7	MALESEVIC Nikola	0:00	0/0	0	0/0	0	0/0	0	0/0	0	0	0	0	0	0	0	0	0	0	0	
8	DRENOVAC Dorde	0:00	0/0	0	0/0	0	0/0	0	0/0	0	0	0	0	0	0	0	0	0	0	0	
9	KALINIC Nikola	0:00	0/0	0	0/0	0	0/0	0	0/0	0	0	0	0	0	0	0	0	0	0	0	
10	ZIVANOVIC Stefan	0:00	0/0	0	0/0	0	0/0	0	0/0	0	0	0	0	0	0	0	0	0	0	0	
11	MAJSTOROVIC Dorde	0:00	0/0	0	0/0	0	0/0	0	0/0	0	0	0	0	0	0	0	0	0	0	0	
12	GAGIC Dorde	0:00	0/0	0	0/0	0	0/0	0	0/0	0	0	0	0	0	0	0	0	0	0	0	
13	SMILJANIC Ivan	0:00	0/0	0	0/0	0	0/0	0	0/0	0	0	0	0	0	0	0	0	0	0	0	
14	MARKOVIC Nikola	0:00	0/0	0	0/0	0	0/0	0	0/0	0	0	0	0	0	0	0	0	0	0	0	
15	BALABAN Darko	0:00	0/0	0	0/0	0	0/0	0	0/0	0	0	0	0	0	0	0	0	0	0	0	
Team / Coach											0	0	0								
Totals			0/0	0	0/0	0	0/0	0	0/0	0	0	0	0	0	0	0	0	0	0	0	20
Coach		POPOVIC Oliver																			
Assistant Coach		DOKIC Vladimir																			


PHI - Philippines

No.	Name	MIN	Field Goals		2 Points		3 Points		Free Throws		Rebounds			AS	TO	ST	BS	PF	FD	PTS	
			M/A	%	M/A	%	M/A	%	M/A	%	OR	DR	TOT								
4	OCTOBRE Rhaffy	0:00	0/0	0	0/0	0	0/0	0	0/0	0	0	0	0	0	0	0	0	0	0	0	
5	MENDOZAN Vincent	0:00	0/0	0	0/0	0	0/0	0	0/0	0	0	0	0	0	0	0	0	0	0	0	
6	MARQUEZ Miko	0:00	0/0	0	0/0	0	0/0	0	0/0	0	0	0	0	0	0	0	0	0	0	0	
7	CODILLA Alfred	0:00	0/0	0	0/0	0	0/0	0	0/0	0	0	0	0	0	0	0	0	0	0	0	
9	ESCOSIO Hernal	0:00	0/0	0	0/0	0	0/0	0	0/0	0	0	0	0	0	0	0	0	0	0	0	
10	BABIA Angelo	0:00	0/0	0	0/0	0	0/0	0	0/0	0	0	0	0	0	0	0	0	0	0	0	
13	ABAD John	0:00	0/0	0	0/0	0	0/0	0	0/0	0	0	0	0	0	0	0	0	0	0	0	
15	FAJARDO Christian	0:00	0/0	0	0/0	0	0/0	0	0/0	0	0	0	0	0	0	0	0	0	0	0	
17	PEROLINO Chris	0:00	0/0	0	0/0	0	0/0	0	0/0	0	0	0	0	0	0	0	0	0	0	0	
18	CABANERO Arvie	0:00	0/0	0	0/0	0	0/0	0	0/0	0	0	0	0	0	0	0	0	0	0	0	
Team / Coach											0	0	0								
Totals			0/0	0	0/0	0	0/0	0	0/0	0	0	0	0	0	0	0	0	0	0	0	0
Coach		BELANO JR. Felix																			
Assistant Coach		PARMIS Van Halen																			

	SRB	PHI
Points from Turnovers	0	0
Points in the Paint	0	0
Second Chance Points	0	0
Fast Break Points	0	0

	SRB	PHI
Biggest Lead	0	0
Biggest Scoring Run	0-0 (0-0)	0-0 (0-0)
Lead Changes	0	
Times Tied	0	

LEGEND			
%	Shooting Percentage	(C)	Captain
BS	Blocked Shots	DR	Defensive Rebounds
OR	Offensive Rebounds	OTx	Overtime
S	Suspended	ST	Steals
(I)	Injured	FD	Fouls Drawn
PF	Fouls	PTS	Points
TOT	Total Rebounds	AS	Assists
M/A	Made / Attempts	MIN	Minutes Played
Qx	Quarter Time		

Timing and Results provided by  TISSOT



Game No: 28

Start List

Стартовый список

ROU vs MGL

Referee: PEDIEV Volodymyr (UKR)

Umpire: SAREKOSKI Yrjo Johannes (FIN) / CROSS Gina (USA)

ROU - Romania

No.	Name	Pos	Height m / ft in	Age	Current Games Statistics						
					PPG	FG%	3FG%	FT%	RPG	APG	MPG (GP)
4	PETRISOR Catalin	G	1.87/6'2"	20	4.5	23	11	100	5.0	2.5	22:43 (2)
5	ROSU Adrian	F	1.95/6'5"	22	9.0	67	50	75	3.0	0.0	12:57 (2)
6	DUMITRESCU Vlad	G	1.92/6'4"	23	3.5	38	25		2.5	1.0	11:56 (2)
7	CORPODEAN Vlad	G	1.92/6'4"	22	9.0	38	0	100	9.0	3.0	24:26 (2)
8	ORBEANU Iulian	F	2.04/6'8"	23	6.5	50	0	50	3.5	0.0	15:34 (2)
9	IOAN Dan	F	1.95/6'5"	21	3.0	33	33		2.0	4.0	10:32 (1)
10	NEGOITESCU Vlad	F	2.04/6'8"	21	5.5	83		20	1.0	0.5	8:15 (2)
11	TOTH George	C	2.12/6'11"	20	10.0	100		40	2.5	0.0	12:55 (2)
12	POP Alexandru	G	1.80/5'11"	23	3.5	33	0	75	1.0	2.0	15:35 (2)
13	TOROK Rolland	F	2.03/6'8"	22	13.5	59	50	75	8.0	1.0	19:34 (2)
14	GUTOAIA Adrian	F	1.98/6'6"	23	15.5	48	11	67	3.0	3.5	25:04 (2)
15	TIBIRNA Bogdan	C	2.11/6'11"	22	9.5	40	0	60	9.0	1.5	25:41 (2)
Team			1.98/6'6"	21.8	91.5	50	18	67	52.5	17.0	
Coach		COSTESCU Tudor									
Assistant Coach		MIRON Paul Ionel									

ROU Played		
PR	PHI	106 - 58
PR	JPN	77 - 57
PR	MGL	9 JUL
PR	MEX	11 JUL
PR	SRB	12 JUL


MGL - Mongolia

No.	Name	Pos	Height m / ft in	Age	Current Games Statistics						
					PPG	FG%	3FG%	FT%	RPG	APG	MPG (GP)
4	OTGONBAATAR Sergelen	F	1.78/5'10"	24	4.5	36	0	50	2.0	0.5	15:52 (2)
5	GOTOV Tsenguunbayar	G	1.93/6'4"	23	0.0	0	0		0.5	0.0	11:32 (2)
6	BATTUVSHIN Bilguun	F	1.97/6'6"	24	16.0	52	29	57	3.5	0.5	29:37 (2)
7	BATBOLD Darkhantugs	F	1.82/6'0"	21	2.0	20	0		2.0	0.0	8:53 (2)
8	DAVAASAMBUU Delgernyam	F	1.94/6'4"	23	5.0	31	0		6.0	1.0	27:07 (2)
9	TUNGALAG Sanchir	F	1.90/6'3"	24	11.5	25	17	70	3.5	1.5	23:35 (2)
10	DAVAADORJ Munkhtuvshin	F	1.89/6'2"	24	0.0	0	0		0.0	0.5	8:07 (2)
11	ENKHBAT Dulguun	F	1.89/6'2"	21	1.0	100			0.0	0.0	3:56 (2)
12	OTGONBAYAR Ochirbat	C	1.97/6'6"	22	0.0	0			2.0	0.0	11:04 (2)
13	TSERENDAGVA Azbayar	G	1.93/6'4"	23	11.0	47	44	100	3.0	1.0	26:50 (2)
14	ENKHTAIVAN Tserenbaatar	C	1.98/6'6"	23	2.5	15	0	25	2.5	0.0	22:46 (2)
15	AVARZED Gansukh	F	1.91/6'3"	21	1.5	25		50	2.5	0.0	10:36 (2)
Team			1.91/6'3"	22.8	55.0	32	20	59	31.5	5.0	
Coach		SUKHBAATAR Tulga									
Assistant Coach		AMGALAN Enkhbaatar									

MGL Played		
PR	SRB	56 - 110
PR	MEX	54 - 108
PR	ROU	9 JUL
PR	PHI	11 JUL
PR	JPN	12 JUL

LEGEND

(1)	Point Guard	(2)	Shooting Guard	(3)	Small Forward	(4)	Power Forward	(5)	Centre
(C)	Captain	3FG%	3 Points Field Goals %	APG	Assists per Game	C	Centre	F	Forward
FG%	Field Goals %	FT%	Free Throws %	G	Guard	GP	Games Played	MPG	Minutes Played per Game
Pos	Playing Position	PPG	Points per Game	PR	Preliminary Round	RPG	Rebounds per Game		

Timing and Results provided by  TISSOT



Game No: 28

Results
Результаты

Attendance: 20

Match Duration: 1:43

ROU 89 vs 72 MGL
(23:19, 23:15, 24:16, 19:22)

Referee: PEDIEV Volodymyr (UKR) Commissioner:
Umpire: SAREKOSKI Yrjo Johannes (FIN) / CROSS Gina (USA)

Scoring by 5 min intervals:	ROU	Q1		Q2		Q3		Q4	
		M	A	M	A	M	A	M	A
	18	23	32	46	61	70	82	89	
	7	19	27	34	39	50	63	72	

ROU - Romania

No.	Name	MIN	Field Goals		2 Points		3 Points		Free Throws		Rebounds			AS	TO	ST	BS	PF	FD	PTS
			M/A	%	M/A	%	M/A	%	M/A	%	OR	DR	TOT							
4	PETRISOR Catalin	14:28	3/3	100	2/2	100	1/1	100	2/2	100	0	1	1	3	1	1	0	0	1	9
5	ROSU Adrian	8:17	0/2	0	0/0	0	0/2	0	0/0	0	0	4	4	1	0	0	0	0	0	0
6	DUMITRESCU Vlad	14:54	2/3	67	1/1	100	1/2	50	2/3	67	1	2	3	4	0	0	0	0	2	7
*7	CORPODEAN Vlad	24:54	6/10	60	5/8	63	1/2	50	1/2	50	2	3	5	2	4	0	2	2	2	14
8	ORBEANU Iulian	17:44	3/5	60	3/3	100	0/2	0	1/2	50	1	4	5	0	4	0	0	0	2	7
9	IOAN Dan	0:00	0/0	0	0/0	0	0/0	0	0/0	0	0	0	0	0	0	0	0	0	0	0
10	NEGOITESCU Vlad	6:08	2/2	100	2/2	100	0/0	0	2/2	100	0	3	3	0	5	1	1	0	1	6
11	TOTH George	7:43	0/2	0	0/2	0	0/0	0	0/4	0	0	2	2	0	1	2	1	4	2	0
*12	POP Alexandru	25:32	0/1	0	0/1	0	0/0	0	1/4	25	2	2	4	6	3	0	0	2	2	1
*13	TOROK Rolland	25:56	4/10	40	4/8	50	0/2	0	6/9	67	5	10	15	1	4	0	0	1	5	14
*14	GUTOAIA Adrian	31:55	9/17	53	7/11	64	2/6	33	3/5	60	0	5	5	2	2	1	0	4	5	23
*15	TIBIRNA Bogdan	22:29	3/5	60	3/5	60	0/0	0	2/2	100	4	4	8	3	2	0	3	1	2	8
Team / Coach											3	2	5		0					
Totals			32/60	53	27/43	63	5/17	29	20/35	57	18	42	60	22	26	5	7	14	24	89
Coach		COSTESCU Tudor																		
Assistant Coach		MIRON Paul Ionel																		

MGL - Mongolia

No.	Name	MIN	Field Goals		2 Points		3 Points		Free Throws		Rebounds			AS	TO	ST	BS	PF	FD	PTS
			M/A	%	M/A	%	M/A	%	M/A	%	OR	DR	TOT							
4	OTGONBAATAR Sergelen	31:25	5/7	71	3/5	60	2/2	100	0/0	0	2	0	2	4	2	2	0	4	2	12
5	GOTOV Tsenguunbayar	2:03	0/0	0	0/0	0	0/0	0	0/0	0	0	0	0	0	0	0	0	1	0	0
*6	BATTUVSHIN Bilguun	39:23	9/19	47	8/17	47	1/2	50	2/4	50	1	6	7	2	2	6	3	3	8	21
7	BATBOLD Darkhantugs	0:00	0/0	0	0/0	0	0/0	0	0/0	0	0	0	0	0	0	0	0	0	0	0
*8	DAVAASAMBUU Delgermyam	16:09	1/5	20	1/5	20	0/0	0	0/0	0	0	2	2	0	1	1	0	4	0	2
*9	TUNGALAG Sanchir	36:43	10/24	42	5/13	38	5/11	45	0/1	0	1	4	5	2	2	6	2	3	1	25
*10	DAVAADORJ Munkhivshin	20:21	1/6	17	1/3	33	0/3	0	0/0	0	0	1	1	2	0	0	0	2	1	2
11	ENKHBAT Dulguun	0:12	0/1	0	0/1	0	0/0	0	0/0	0	0	0	0	0	0	0	0	0	0	0
12	OTGONBAYAR Ochirbat	2:06	0/0	0	0/0	0	0/0	0	0/0	0	0	0	0	0	0	0	0	0	0	0
*13	TSERENDAGVA Azbayar	37:50	2/11	18	2/5	40	0/6	0	0/0	0	0	3	3	2	2	3	0	3	1	4
14	ENKHTAIVAN Tserenbaatar	11:42	2/4	50	2/4	50	0/0	0	0/0	0	1	1	2	2	0	0	1	3	1	4
15	AVARZED Gansukh	2:06	1/1	100	1/1	100	0/0	0	0/0	0	0	0	0	0	1	0	0	1	0	2
Team / Coach											2	3	5		0					
Totals			31/78	40	23/54	43	8/24	33	2/5	40	7	20	27	14	10	18	6	24	14	72
Coach		SUKHBAATAR Tulga																		
Assistant Coach		AMGALAN Enkhbaatar																		

	ROU	MGL
Points from Turnovers	5	23
Points in the Paint	52	30
Second Chance Points	14	5
Fast Break Points	26	9

	ROU	MGL
Biggest Lead	23	0
Biggest Scoring Run	9-0 (11-2)	7-0 (21-19)
Lead Changes	0	
Times Tied	1	

LEGEND			
%	Shooting Percentage	(C)	Captain
BS	Blocked Shots	DR	Defensive Rebounds
OR	Offensive Rebounds	OTx	Overtime
S	Suspended	ST	Steals
(I)	Injured	FD	Fouls Drawn
PF	Fouls	PTS	Points
TO	Turnovers	TOT	Total Rebounds
*	Starters	AS	Assists
M/A	Made / Attempts	MIN	Minutes Played
Qx	Quarter Time		

Timing and Results provided by TISSOT



Game No: 28

Shot Chart
Схема бросков

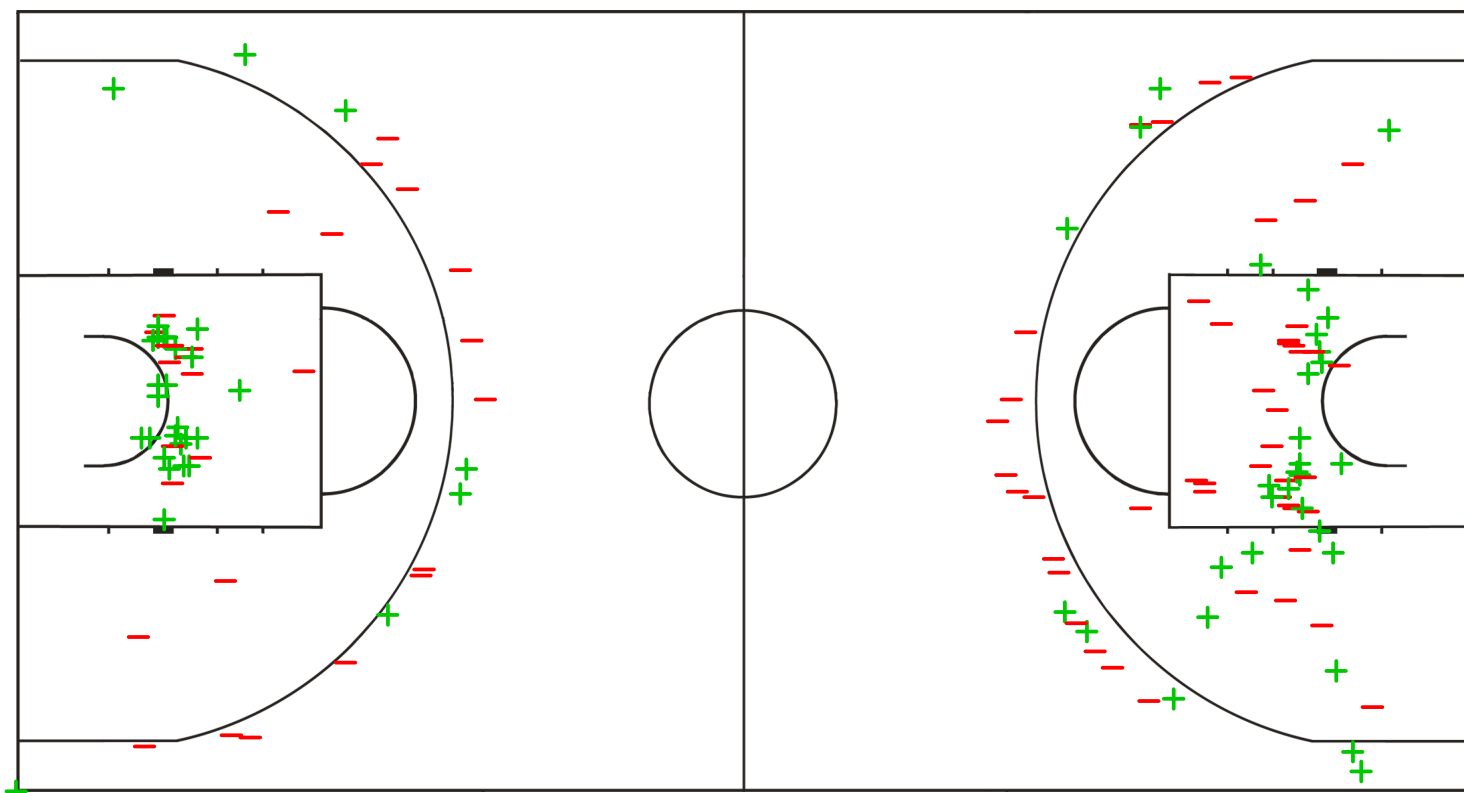
ROU 89 vs 72 MGL
(23 - 19, 23 - 15, 24 - 16, 19 - 22)

Scoring by 5 min intervals:

	Q1		Q2		Q3		Q4	
ROU	18	23	32	46	61	70	82	89
MGL	7	19	27	34	39	50	63	72

ROU - Romania

MGL - Mongolia



LEGEND

+ Shot Made

- Shot Missed

Timing and Results provided by **TISSOT**



Game No: 28

Shot Chart
Схема бросков

ROU 89 vs 72 MGL

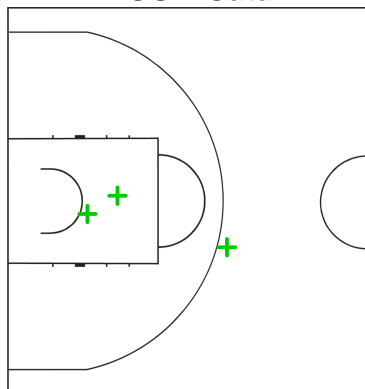
(23 - 19, 23 - 15, 24 - 16, 19 - 22)

Scoring by 5 min intervals:

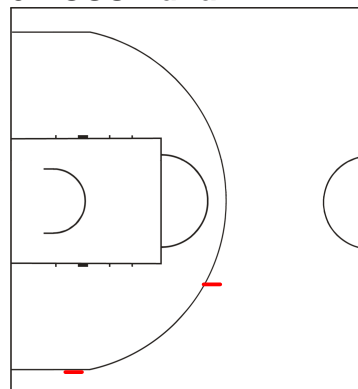
	Q1		Q2		Q3		Q4	
ROU	18	23	32	46	61	70	82	89
MGL	7	19	27	34	39	50	63	72

ROU - Romania

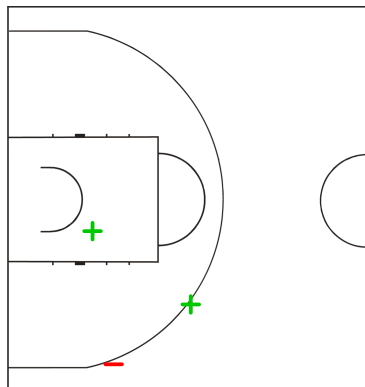
4 PETRISOR Catalin



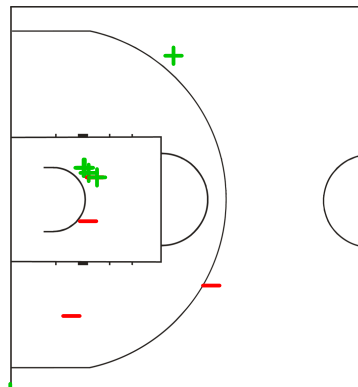
5 ROSU Adrian



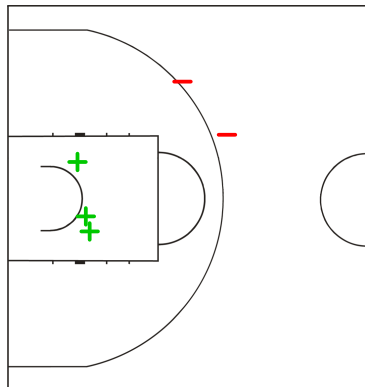
6 DUMITRESCU Vlad



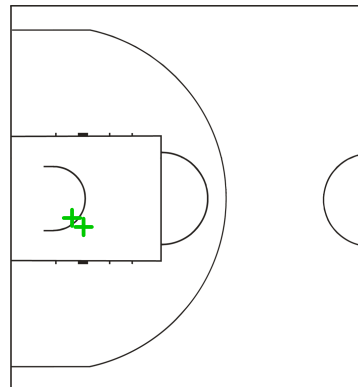
7 CORPODEAN Vlad



8 ORBEANU Iulian



10 NEGOITESCU Vlad



LEGEND

+ Shot Made

-

Shot Missed

Timing and Results provided by **TISSOT**



Game No: 28

Shot Chart
Схема бросков

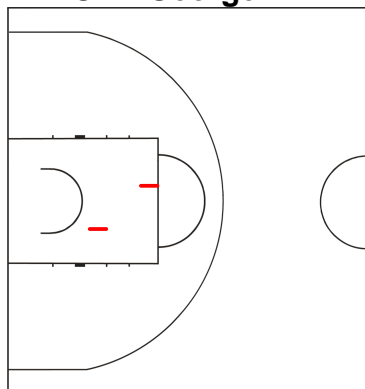
ROU 89 vs 72 MGL
(23 - 19, 23 - 15, 24 - 16, 19 - 22)

Scoring by 5 min intervals:

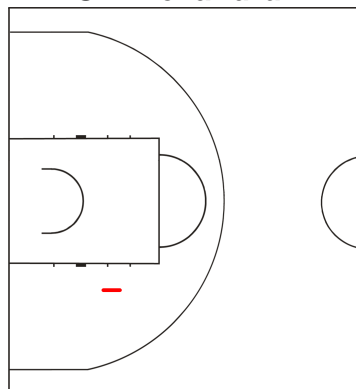
	Q1		Q2		Q3		Q4	
ROU	18	23	32	46	61	70	82	89
MGL	7	19	27	34	39	50	63	72

ROU - Romania

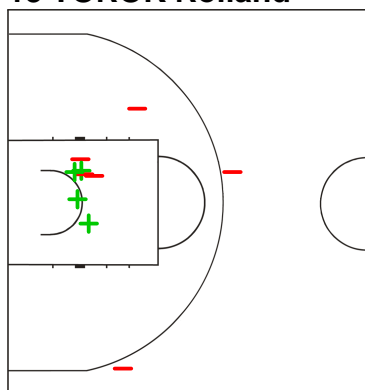
11 TOTH George



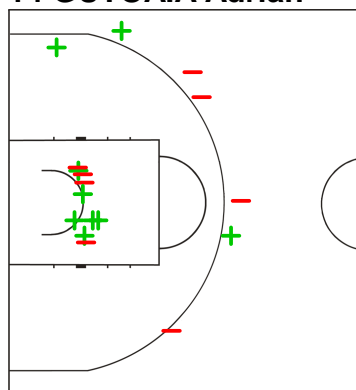
12 POP Alexandru



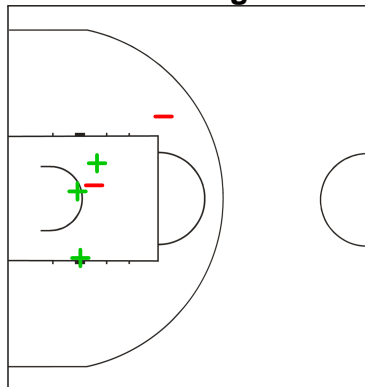
13 TOROK Rolland



14 GUTOAIA Adrian



15 TIBIRNA Bogdan



LEGEND

+ Shot Made

-

Shot Missed

Timing and Results provided by TISSOT



Game No: 28

Shot Chart
Схема бросков

ROU 89 vs 72 MGL

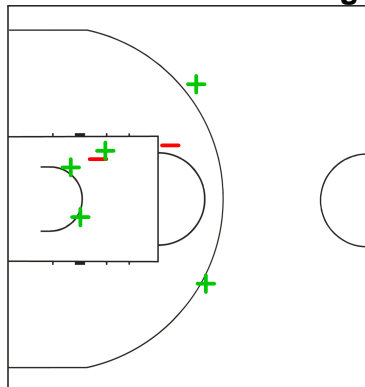
(23 - 19, 23 - 15, 24 - 16, 19 - 22)

Scoring by 5 min intervals:

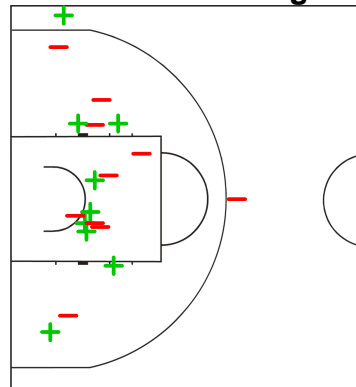
	Q1		Q2		Q3		Q4	
ROU	18	23	32	46	61	70	82	89
MGL	7	19	27	34	39	50	63	72

MGL - Mongolia

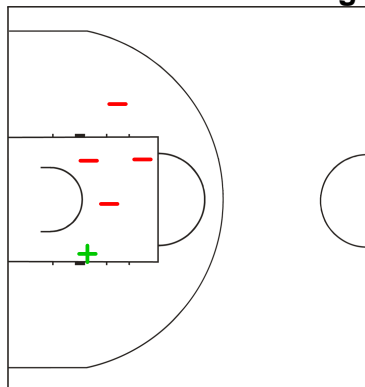
4 OTGONBAATAR Sergelen



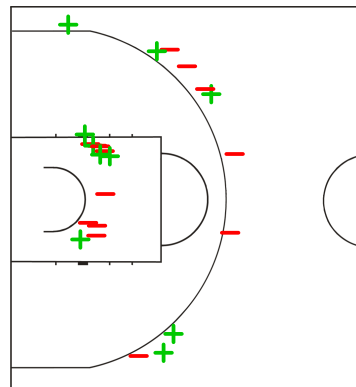
6 BATTUVSHIN Bilguun



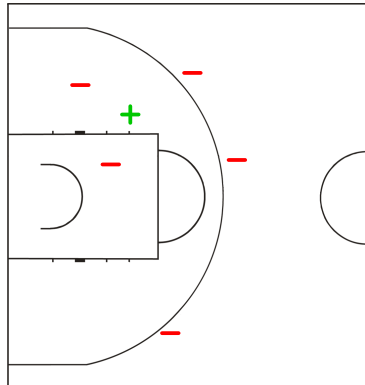
8 DAVAASAMBUU Delgernyam



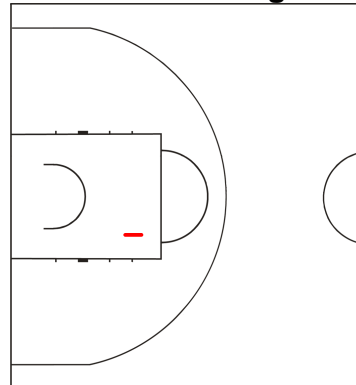
9 TUNGALAG Sanchir



10 DAVAADORJ Munkhtuvshin



11 ENKHBAT Dulguun



LEGEND

+ Shot Made

-

Shot Missed

Timing and Results provided by **TISSOT**



Game No: 28

Shot Chart
Схема бросков

ROU 89 vs 72 MGL

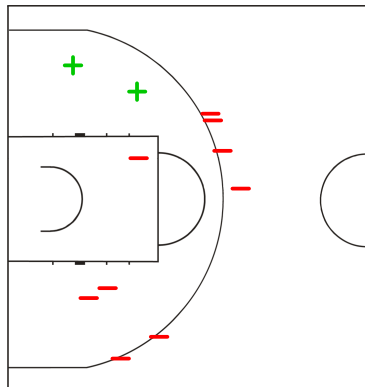
(23 - 19, 23 - 15, 24 - 16, 19 - 22)

Scoring by 5 min intervals:

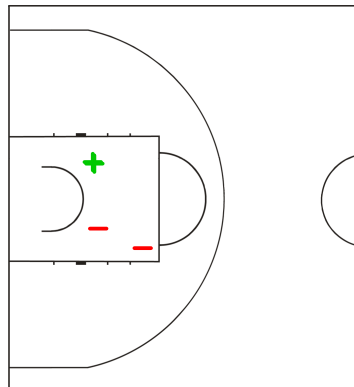
	Q1		Q2		Q3		Q4	
ROU	18	23	32	46	61	70	82	89
MGL	7	19	27	34	39	50	63	72

MGL - Mongolia

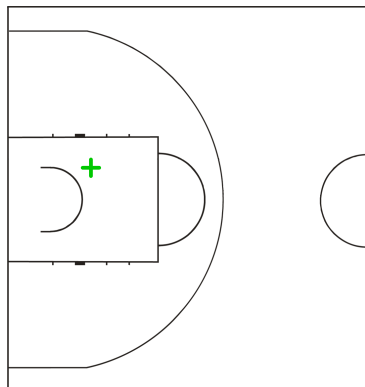
13 TSERENDAGVA Azbayar



14 ENKHTAIVAN Tserenbaatar



15 AVARZED Gansukh



LEGEND

+ Shot Made

- Shot Missed

Timing and Results provided by TISSOT



Game No: 28

Lineup Analysis

Анализ

ROU 89 vs 72 MGL

ROU

Lineup efficiency

7	CORPODEAN V	12	POP A	13	TOROK R	14	GUTOAIA A	15	TIBIRNA B	6:26
4	PETRISOR C	6	DUMITRESCU V	8	ORBEANU I	13	TOROK R	14	GUTOAIA A	5:02
4	PETRISOR C	7	CORPODEAN V	13	TOROK R	14	GUTOAIA A	15	TIBIRNA B	4:28
5	ROSU A	7	CORPODEAN V	12	POP A	13	TOROK R	15	TIBIRNA B	3:24
7	CORPODEAN V	8	ORBEANU I	12	POP A	14	GUTOAIA A	15	TIBIRNA B	3:20
6	DUMITRESCU V	10	NEGOITescu V	11	TOTH G	12	POP A	14	GUTOAIA A	3:10
7	CORPODEAN V	10	NEGOITescu V	12	POP A	13	TOROK R	14	GUTOAIA A	2:58
4	PETRISOR C	6	DUMITRESCU V	8	ORBEANU I	11	TOTH G	14	GUTOAIA A	2:43
5	ROSU A	7	CORPODEAN V	8	ORBEANU I	12	POP A	15	TIBIRNA B	2:38
4	PETRISOR C	5	ROSU A	6	DUMITRESCU V	8	ORBEANU I	15	TIBIRNA B	2:01
6	DUMITRESCU V	8	ORBEANU I	12	POP A	13	TOROK R	14	GUTOAIA A	1:46
7	CORPODEAN V	11	TOTH G	12	POP A	13	TOROK R	14	GUTOAIA A	1:40
4	PETRISOR C	5	ROSU A	8	ORBEANU I	14	GUTOAIA A	15	TIBIRNA B	0:12
6	DUMITRESCU V	11	TOTH G	12	POP A	13	TOROK R	14	GUTOAIA A	0:10
4	PETRISOR C	5	ROSU A	6	DUMITRESCU V	8	ORBEANU I	13	TOROK R	0:02

Score development

7	CORPODEAN V	12	POP A	13	TOROK R	14	GUTOAIA A	15	TIBIRNA B	6:26	+12
4	PETRISOR C	7	CORPODEAN V	13	TOROK R	14	GUTOAIA A	15	TIBIRNA B	4:28	+8
4	PETRISOR C	6	DUMITRESCU V	8	ORBEANU I	13	TOROK R	14	GUTOAIA A	5:02	+7
4	PETRISOR C	5	ROSU A	6	DUMITRESCU V	8	ORBEANU I	13	TOROK R	0:02	+3
6	DUMITRESCU V	11	TOTH G	12	POP A	13	TOROK R	14	GUTOAIA A	0:10	+1
5	ROSU A	7	CORPODEAN V	12	POP A	13	TOROK R	15	TIBIRNA B	3:24	+1
4	PETRISOR C	5	ROSU A	8	ORBEANU I	14	GUTOAIA A	15	TIBIRNA B	0:12	0
7	CORPODEAN V	11	TOTH G	12	POP A	13	TOROK R	14	GUTOAIA A	1:40	0
6	DUMITRESCU V	8	ORBEANU I	12	POP A	13	TOROK R	14	GUTOAIA A	1:46	0
4	PETRISOR C	5	ROSU A	6	DUMITRESCU V	8	ORBEANU I	15	TIBIRNA B	2:01	-1
5	ROSU A	7	CORPODEAN V	8	ORBEANU I	12	POP A	15	TIBIRNA B	2:38	0
4	PETRISOR C	6	DUMITRESCU V	8	ORBEANU I	11	TOTH G	14	GUTOAIA A	2:43	-1
6	DUMITRESCU V	10	NEGOITescu V	11	TOTH G	12	POP A	14	GUTOAIA A	3:10	-3
7	CORPODEAN V	8	ORBEANU I	12	POP A	14	GUTOAIA A	15	TIBIRNA B	3:20	-3
7	CORPODEAN V	10	NEGOITescu V	12	POP A	13	TOROK R	14	GUTOAIA A	2:58	-7



Game No: 28

Lineup Analysis

Анализ

MGL

Lineup efficiency


4	OTGONBAATAR S	6	BATTUVSHIN B	9	TUNGALAG S	13	TSERENDAGVA A	14	ENKHTAIVAN T	10:32
4	OTGONBAATAR S	6	BATTUVSHIN B	9	TUNGALAG S	10	DAVAADORJ M	13	TSERENDAGVA A	9:28
6	BATTUVSHIN B	8	DAVAASAMBUU D	9	TUNGALAG S	10	DAVAADORJ M	13	TSERENDAGVA A	8:05
4	OTGONBAATAR S	6	BATTUVSHIN B	8	DAVAASAMBUU D	9	TUNGALAG S	13	TSERENDAGVA A	5:19
4	OTGONBAATAR S	5	GOTOV T	6	BATTUVSHIN B	12	OTGONBAYAR O	13	TSERENDAGVA A	1:36
4	OTGONBAATAR S	6	BATTUVSHIN B	8	DAVAASAMBUU D	10	DAVAADORJ M	13	TSERENDAGVA A	1:20
4	OTGONBAATAR S	6	BATTUVSHIN B	9	TUNGALAG S	13	TSERENDAGVA A	15	AVARZED G	1:03
4	OTGONBAATAR S	6	BATTUVSHIN B	8	DAVAASAMBUU D	9	TUNGALAG S	10	DAVAADORJ M	1:00
4	OTGONBAATAR S	6	BATTUVSHIN B	9	TUNGALAG S	14	ENKHTAIVAN T	15	AVARZED G	0:33
5	GOTOV T	6	BATTUVSHIN B	9	TUNGALAG S	12	OTGONBAYAR O	13	TSERENDAGVA A	0:18
4	OTGONBAATAR S	8	DAVAASAMBUU D	9	TUNGALAG S	10	DAVAADORJ M	14	ENKHTAIVAN T	0:16
10	DAVAADORJ M	11	ENKHBAT D	12	OTGONBAYAR O	14	ENKHTAIVAN T	15	AVARZED G	0:12
4	OTGONBAATAR S	8	DAVAASAMBUU D	9	TUNGALAG S	14	ENKHTAIVAN T	15	AVARZED G	0:09
4	OTGONBAATAR S	5	GOTOV T	6	BATTUVSHIN B	13	TSERENDAGVA A	15	AVARZED G	0:09

Score development

4	OTGONBAATAR S	6	BATTUVSHIN B	9	TUNGALAG S	10	DAVAADORJ M	13	TSERENDAGVA A	9:28	+7
5	GOTOV T	6	BATTUVSHIN B	9	TUNGALAG S	12	OTGONBAYAR O	13	TSERENDAGVA A	0:18	+3
4	OTGONBAATAR S	6	BATTUVSHIN B	9	TUNGALAG S	13	TSERENDAGVA A	14	ENKHTAIVAN T	10:32	+2
4	OTGONBAATAR S	6	BATTUVSHIN B	8	DAVAASAMBUU D	10	DAVAADORJ M	13	TSERENDAGVA A	1:20	+1
4	OTGONBAATAR S	6	BATTUVSHIN B	8	DAVAASAMBUU D	9	TUNGALAG S	13	TSERENDAGVA A	5:19	+1
10	DAVAADORJ M	11	ENKHBAT D	12	OTGONBAYAR O	14	ENKHTAIVAN T	15	AVARZED G	0:12	0
4	OTGONBAATAR S	8	DAVAASAMBUU D	9	TUNGALAG S	10	DAVAADORJ M	14	ENKHTAIVAN T	0:16	-1
4	OTGONBAATAR S	6	BATTUVSHIN B	9	TUNGALAG S	14	ENKHTAIVAN T	15	AVARZED G	0:33	-1
4	OTGONBAATAR S	6	BATTUVSHIN B	8	DAVAASAMBUU D	9	TUNGALAG S	10	DAVAADORJ M	1:00	-1
4	OTGONBAATAR S	6	BATTUVSHIN B	9	TUNGALAG S	13	TSERENDAGVA A	15	AVARZED G	1:03	0
4	OTGONBAATAR S	5	GOTOV T	6	BATTUVSHIN B	12	OTGONBAYAR O	13	TSERENDAGVA A	1:36	-2
4	OTGONBAATAR S	8	DAVAASAMBUU D	9	TUNGALAG S	14	ENKHTAIVAN T	15	AVARZED G	0:09	-3
4	OTGONBAATAR S	5	GOTOV T	6	BATTUVSHIN B	13	TSERENDAGVA A	15	AVARZED G	0:09	-3
6	BATTUVSHIN B	8	DAVAASAMBUU D	9	TUNGALAG S	10	DAVAADORJ M	13	TSERENDAGVA A	8:05	-20

LEGEND

+ Shot Made - Shot Missed

Timing and Results provided by  TISSOT



Game No: 29

Results
Результаты

Attendance: 20

Match Duration: 0:00

JPN 20 vs 0 PHI

Referee: OVINOV Semen (RUS)

Commissioner:

Umpire: KENYON Reid Allan (CAN) / RACYS Saulius (LTU)

Scoring by 5 min intervals:	JPN	Q1	Q2	Q3	Q4	PHI

JPN - Japan

No.	Name	MIN	Field Goals		2 Points		3 Points		Free Throws		Rebounds			AS	TO	ST	BS	PF	FD	PTS	
			M/A	%	M/A	%	M/A	%	M/A	%	OR	DR	TOT								
4	NAKAHIGASHI Taito	0:00	0/0	0	0/0	0	0/0	0	0/0	0	0	0	0	0	0	0	0	0	0	0	
5	NAGAYOSHI Yuya	0:00	0/0	0	0/0	0	0/0	0	0/0	0	0	0	0	0	0	0	0	0	0	0	
6	UTO Naoki	0:00	0/0	0	0/0	0	0/0	0	0/0	0	0	0	0	0	0	0	0	0	0	0	
7	FUJII Yuma	0:00	0/0	0	0/0	0	0/0	0	0/0	0	0	0	0	0	0	0	0	0	0	0	
8	KAWAKAMI Sohei	0:00	0/0	0	0/0	0	0/0	0	0/0	0	0	0	0	0	0	0	0	0	0	0	
9	FUJITAKA Soichiro	0:00	0/0	0	0/0	0	0/0	0	0/0	0	0	0	0	0	0	0	0	0	0	0	
10	HAREYAMA Kebin	0:00	0/0	0	0/0	0	0/0	0	0/0	0	0	0	0	0	0	0	0	0	0	0	
11	NOMOTO Kengo	0:00	0/0	0	0/0	0	0/0	0	0/0	0	0	0	0	0	0	0	0	0	0	0	
12	MINAGAWA Toru	0:00	0/0	0	0/0	0	0/0	0	0/0	0	0	0	0	0	0	0	0	0	0	0	
13	BANDO Taku	0:00	0/0	0	0/0	0	0/0	0	0/0	0	0	0	0	0	0	0	0	0	0	0	
14	HASHIMOTO Kosuke	0:00	0/0	0	0/0	0	0/0	0	0/0	0	0	0	0	0	0	0	0	0	0	0	
15	IKARUGA Seiji	0:00	0/0	0	0/0	0	0/0	0	0/0	0	0	0	0	0	0	0	0	0	0	0	
Team / Coach											0	0	0								
Totals			0/0	0	0/0	0	0/0	0	0/0	0	0	0	0	0	0	0	0	0	0	0	20

Coach	HASEGAWA Kenji	
Assistant Coach	YAMAMOTO Akira	SASSA Norio

PHI - Philippines

No.	Name	MIN	Field Goals		2 Points		3 Points		Free Throws		Rebounds			AS	TO	ST	BS	PF	FD	PTS	
			M/A	%	M/A	%	M/A	%	M/A	%	OR	DR	TOT								
4	OCTOBRE Rhaffy	0:00	0/0	0	0/0	0	0/0	0	0/0	0	0	0	0	0	0	0	0	0	0	0	
5	MENDOZAN Vincent	0:00	0/0	0	0/0	0	0/0	0	0/0	0	0	0	0	0	0	0	0	0	0	0	
6	MARQUEZ Miko	0:00	0/0	0	0/0	0	0/0	0	0/0	0	0	0	0	0	0	0	0	0	0	0	
7	CODILLA Alfred	0:00	0/0	0	0/0	0	0/0	0	0/0	0	0	0	0	0	0	0	0	0	0	0	
9	ESCOSIO Hernal	0:00	0/0	0	0/0	0	0/0	0	0/0	0	0	0	0	0	0	0	0	0	0	0	
10	BABIA Angelo	0:00	0/0	0	0/0	0	0/0	0	0/0	0	0	0	0	0	0	0	0	0	0	0	
13	ABAD John	0:00	0/0	0	0/0	0	0/0	0	0/0	0	0	0	0	0	0	0	0	0	0	0	
15	FAJARDO Christian	0:00	0/0	0	0/0	0	0/0	0	0/0	0	0	0	0	0	0	0	0	0	0	0	
17	PEROLINO Chris	0:00	0/0	0	0/0	0	0/0	0	0/0	0	0	0	0	0	0	0	0	0	0	0	
18	CABANERO Arvie	0:00	0/0	0	0/0	0	0/0	0	0/0	0	0	0	0	0	0	0	0	0	0	0	
Team / Coach											0	0	0								
Totals			0/0	0	0/0	0	0/0	0	0/0	0	0	0	0	0	0	0	0	0	0	0	0

Coach	BELANO JR. Felix	
Assistant Coach	PARMIS Van Halen	

	JPN	PHI
Points from Turnovers	0	0
Points in the Paint	0	0
Second Chance Points	0	0
Fast Break Points	0	0

	JPN	PHI
Biggest Lead	0	0
Biggest Scoring Run	0-0 (0-0)	0-0 (0-0)
Lead Changes		0
Times Tied		0

LEGEND			
%	Shooting Percentage	(C)	Captain
BS	Blocked Shots	DR	Defensive Rebounds
OR	Offensive Rebounds	OTx	Overtime
S	Suspended	ST	Steals
(I)	Injured	FD	Fouls Drawn
*	Starters	PF	Fouls
M/A	Made / Attempts	TO	Turnovers
PTS	Points	AS	Assists
TOT	Total Rebounds	MIN	Minutes Played
		Qx	Quarter Time

Timing and Results provided by TISSOT



Game No: 30

Start List

Стартовый список

SRB vs MEX

Referee: VETROV Evgeny (RUS)

Umpire: KOVER Fabio (BRA) / ZAPOLSKI Dariusz (POL)

SRB - Serbia

No.	Name	Pos	Height m / ft in	Age	Current Games Statistics						
					PPG	FG%	3FG%	FT%	RPG	APG	MPG (GP)
4	DJOKIC Dejan		1.88/6'2"	23	14.0	69	25	82	4.0	8.5	27:09 (2)
5	JOVIC Stefan		1.95/6'5"	22	8.0	71	67	100	4.0	4.0	20:52 (2)
6	DIMIC Milos		1.95/6'5"	23	19.5	86	67	93	2.0	2.0	19:13 (2)
7	MALESEVIC Nikola		2.02/6'8"	23	4.5	25	0	75	3.0	2.5	19:54 (2)
8	DRENOVAC Dorde		1.94/6'4"	20	17.0	75	67	93	5.5	2.0	22:17 (2)
9	KALINIC Nikola		2.02/6'8"	21	8.0	47	0	100	3.5	3.0	19:11 (2)
10	ZIVANOVIC Stefan		1.96/6'5"	24	11.5	56	29	75	3.0	5.5	22:14 (2)
11	MAJSTOROVIC Dorde		2.11/6'11"	23	5.0	50	0	75	2.0	1.0	10:06 (2)
12	GAGIC Dorde		2.08/6'10"	22	14.0	59		57	7.5	0.5	14:11 (2)
13	SMILJANIC Ivan		1.99/6'6"	24	0.0				0.0	0.0	0:00 (0)
14	MARKOVIC Nikola		2.04/6'8"	24	11.5	64	33	57	4.5	2.0	16:52 (2)
15	BALABAN Darko		2.12/6'11"	23	4.5	80		50	1.5	0.0	7:58 (2)
Team			2.01/6'7"	22.7	117.5	61	30	79	44.0	31.0	
Coach		POPOVIC Oliver									
Assistant Coach		DOKIC Vladimir									

SRB Played

PR	MGL	110 - 56
PR	PHI	125 - 44
PR	MEX	9 JUL
PR	JPN	11 JUL
PR	ROU	12 JUL

MEX - Mexico


No.	Name	Pos	Height m / ft in	Age	Current Games Statistics						
					PPG	FG%	3FG%	FT%	RPG	APG	MPG (GP)
4	JAIMES Fabian		1.98/6'6"	20	11.5	58		100	8.0	1.0	26:40 (2)
5	CALATAYUD Ricardo	G	1.82/6'0"	21	14.5	50	44	82	4.0	2.5	22:30 (2)
6	GARAY Alejandro	F	1.96/6'5"	20	7.0	50	40		0.5	1.5	16:47 (2)
7	CHEDA Mauricio	F	1.97/6'6"	23	9.0	58	100	60	2.5	3.0	14:34 (2)
8	NOLASCO Israel	C	2.07/6'9"	23	6.0	63		50	3.5	0.5	14:49 (2)
9	RAMIREZ Juan		1.95/6'5"	22	8.0	40	0	100	1.5	3.0	19:35 (2)
10	SANTANA Pablo		1.83/6'0"	22	5.0	56	0		3.5	2.5	17:50 (2)
11	GRACIA Ivan	G	1.79/5'10"	24	5.5	44	33	50	0.5	2.5	12:05 (2)
12	GIRON Daniel		1.91/6'3"	23	9.0	67	50		6.0	3.0	19:10 (1)
13	BENITEZ Fernando		2.04/6'8"	24	14.0	78		0	4.5	0.5	18:33 (2)
14	GUTIERREZ Jose		2.06/6'9"	20	3.5	50		25	4.5	1.0	7:39 (2)
15	FELIX Jesus		1.94/6'4"	22	7.0	29	22	100	2.0	2.0	19:21 (2)
Team			1.94/6'4"	22.0	95.5	53	34	64	41.5	21.5	
Coach		CENICEROS Javier									
Assistant Coach		SANTOS Hector									

MEX Played

PR	JPN	83 - 71
PR	MGL	108 - 54
PR	SRB	9 JUL
PR	ROU	11 JUL
PR	PHI	12 JUL

LEGEND

(1) Point Guard	(2) Shooting Guard	(3) Small Forward	(4) Power Forward	(5) Centre
(C) Captain	3FG% 3 Points Field Goals %	APG Assists per Game	C Centre	F Forward
FG% Field Goals %	FT% Free Throws %	G Guard	GP Games Played	MPG Minutes Played per Game
Pos Playing Position	PPG Points per Game	PR Preliminary Round	RPG Rebounds per Game	

Timing and Results provided by  TISSOT



Game No: 30

Results
Результаты

Attendance: 300

Match Duration: 1:37

SRB 100 vs 48 MEX
(23:10, 24:11, 37:14, 16:13)

Referee: VETROV Evgeny (RUS)

Commissioner:

Umpire: KOVER Fabio (BRA) / ZAPOLSKI Dariusz (POL)

Scoring by 5 min intervals:	SRB	Q1		Q2		Q3		Q4	
		M	A	M	A	M	A	M	A
	7	23	42	47	69	84	91	100	
	8	10	14	21	23	35	39	48	

SRB - Serbia

No.	Name	MIN	Field Goals		2 Points		3 Points		Free Throws		Rebounds			AS	TO	ST	BS	PF	FD	PTS
			M/A	%	M/A	%	M/A	%	M/A	%	OR	DR	TOT							
4	DJOKIC Dejan	16:20	3/5	60	2/3	67	1/2	50	8/8	100	0	2	2	3	0	0	0	2	5	15
*5	JOVIC Stefan	19:18	1/3	33	1/3	33	0/0	0	0/0	0	0	5	5	0	2	1	0	0	1	2
*6	DIMIC Milos	17:59	2/4	50	1/1	100	1/3	33	2/2	100	0	4	4	3	0	0	0	2	3	7
7	MALESEVIC Nikola	17:45	3/7	43	2/6	33	1/1	100	0/0	0	3	1	4	1	0	5	0	1	1	7
8	DRENOVAC Dorde	18:49	3/4	75	3/4	75	0/0	0	0/0	0	1	1	2	2	2	0	0	4	0	6
*9	KALINIC Nikola	21:52	3/7	43	3/4	75	0/3	0	2/4	50	2	4	6	3	6	2	1	2	5	8
*10	ZIVANOVIC Stefan	22:05	3/5	60	1/2	50	2/3	67	1/2	50	0	2	2	4	0	1	0	3	1	9
11	MAJSTOROVIC Dorde	18:04	3/5	60	3/5	60	0/0	0	3/6	50	0	5	5	3	2	0	2	0	3	9
12	GAGIC Dorde	9:42	1/4	25	1/4	25	0/0	0	3/4	75	1	3	4	0	1	0	0	2	2	5
13	SMILJANIC Ivan	0:00	0/0	0	0/0	0	0/0	0	0/0	0	0	0	0	0	0	0	0	0	0	0
14	MARKOVIC Nikola	16:26	8/8	100	5/5	100	3/3	100	3/4	75	1	2	3	2	1	5	0	1	3	22
*15	BALABAN Darko	21:40	5/10	50	5/10	50	0/0	0	0/0	0	1	5	6	1	1	2	1	1	0	10
Team / Coach																				
Totals			35/62	56	27/47	57	8/15	53	22/30	73	9	34	43	22	16	16	4	18	24	100

Coach	POPOVIC Oliver
Assistant Coach	DOKIC Vladimir

MEX - Mexico

No.	Name	MIN	Field Goals		2 Points		3 Points		Free Throws		Rebounds			AS	TO	ST	BS	PF	FD	PTS
			M/A	%	M/A	%	M/A	%	M/A	%	OR	DR	TOT							
*4	JAIMES Fabian	22:32	2/6	33	2/6	33	0/0	0	0/0	0	3	3	6	0	5	1	0	4	0	4
*5	CALATAYUD Ricardo	22:43	2/8	25	2/4	50	0/4	0	1/2	50	1	0	1	3	4	1	0	3	5	5
6	GARAY Alejandro	10:28	1/5	20	0/2	0	1/3	33	1/2	50	1	1	2	0	0	0	0	0	1	4
7	CHEDA Mauricio	6:42	0/4	0	0/2	0	0/2	0	0/0	0	1	0	1	0	4	1	0	3	1	0
*8	NOLASCO Israel	15:35	0/2	0	0/2	0	0/0	0	0/0	0	0	6	6	0	4	0	0	4	1	0
*9	RAMIREZ Juan	26:44	2/7	29	2/4	50	0/3	0	1/2	50	0	2	2	1	7	1	0	1	2	5
10	SANTANA Pablo	10:54	2/4	50	2/2	100	0/2	0	1/2	50	0	0	0	2	0	0	0	1	1	5
11	GRACIA Ivan	6:23	1/3	33	0/1	0	1/2	50	0/0	0	0	0	0	1	0	0	0	1	0	3
12	GIRON Daniel	16:39	4/7	57	4/5	80	0/2	0	0/0	0	2	1	3	2	1	2	0	1	1	8
13	BENITEZ Fernando	20:14	1/8	13	1/8	13	0/0	0	2/2	100	3	2	5	1	1	1	0	4	1	4
14	GUTIERREZ Jose	15:44	2/6	33	2/6	33	0/0	0	0/1	0	3	2	5	1	1	0	2	1	2	4
*15	FELIX Jesus	25:22	2/6	33	0/2	0	2/4	50	0/0	0	0	1	1	0	1	0	0	1	3	6
Team / Coach																				
Totals			19/66	29	15/44	34	4/22	18	6/11	55	16	21	37	11	29	7	2	24	18	48

Coach	CENICEROS Javier
Assistant Coach	SANTOS Hector

	SRB	MEX
Points from Turnovers	46	17
Points in the Paint	50	24
Second Chance Points	4	10
Fast Break Points	18	10

	SRB	MEX
Biggest Lead	54	8
Biggest Scoring Run	21-0 (21-8)	8-0 (0-8)
Lead Changes	1	
Times Tied	0	

LEGEND			
%	Shooting Percentage	(C)	Captain
BS	Blocked Shots	DR	Defensive Rebounds
OR	Offensive Rebounds	OTx	Overtime
S	Suspended	ST	Steals
(I)	Injured	FD	Fouls Drawn
PF	Fouls	PTS	Points
TO	Turnovers	TOT	Total Rebounds
*	Starters	AS	Assists
M/A	Made / Attempts	MIN	Minutes Played
Qx	Quarter Time		

Timing and Results provided by TISSOT



Game No: 30

Shot Chart
Схема бросков

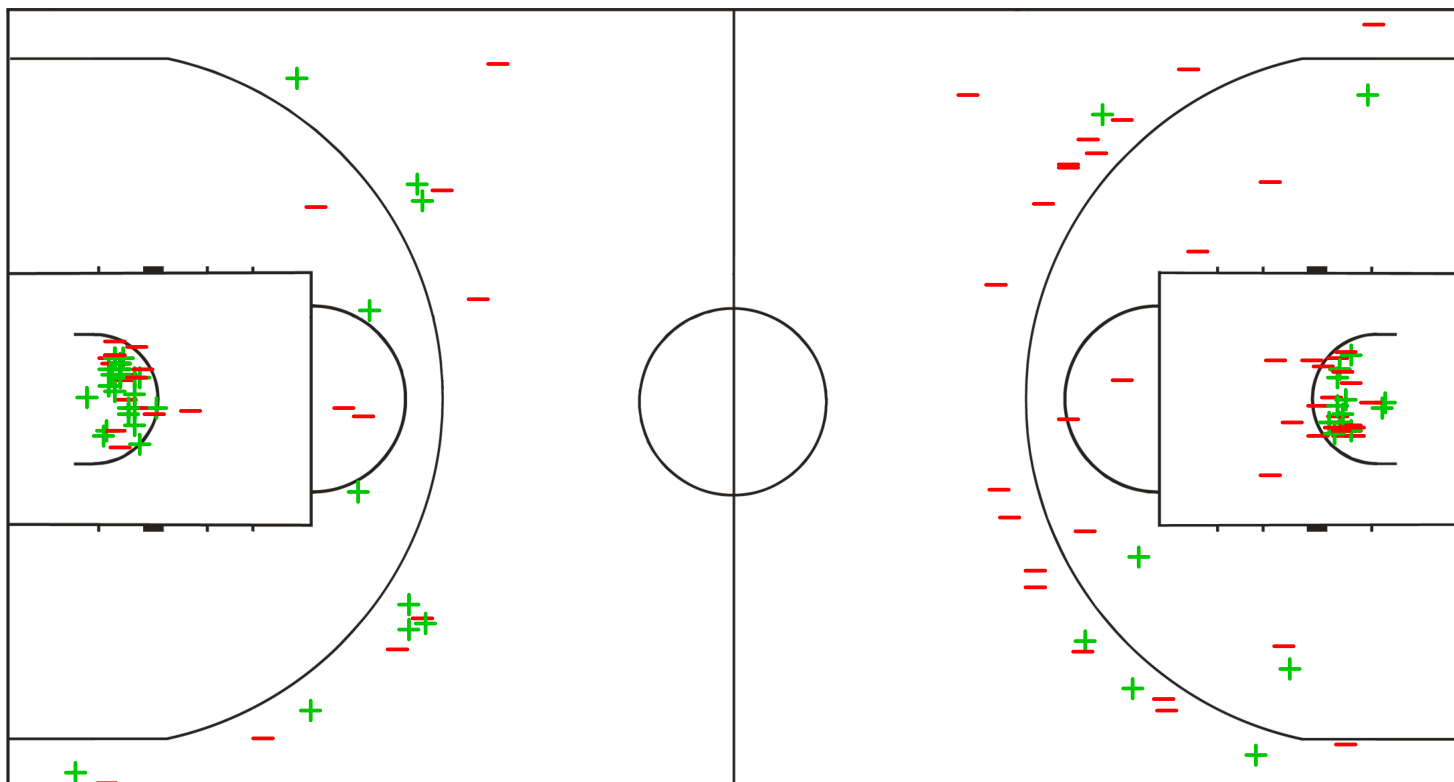
SRB 100 vs 48 MEX
(23 - 10, 24 - 11, 37 - 14, 16 - 13)

Scoring by 5 min intervals:

	Q1		Q2		Q3		Q4	
SRB	7	23	42	47	69	84	91	100
MEX	8	10	14	21	23	35	39	48

SRB - Serbia

MEX - Mexico



LEGEND

+ Shot Made

- Shot Missed

Timing and Results provided by **TISSOT**



Game No: 30

Shot Chart
Схема бросков

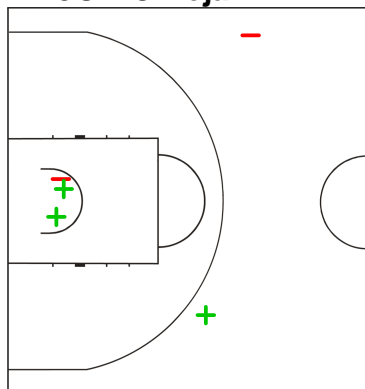
SRB 100 vs 48 MEX
(23 - 10, 24 - 11, 37 - 14, 16 - 13)

Scoring by 5 min intervals:

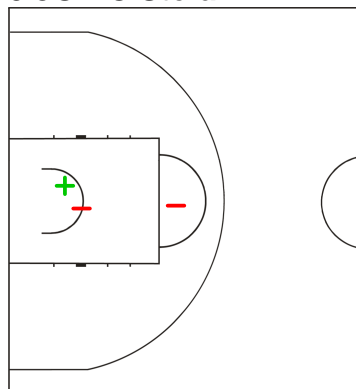
	Q1		Q2		Q3		Q4	
SRB	7	23	42	47	69	84	91	100
MEX	8	10	14	21	23	35	39	48

SRB - Serbia

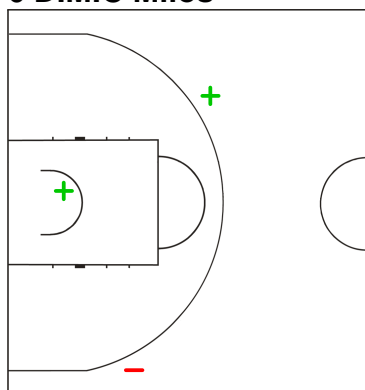
4 DJOKIC Dejan



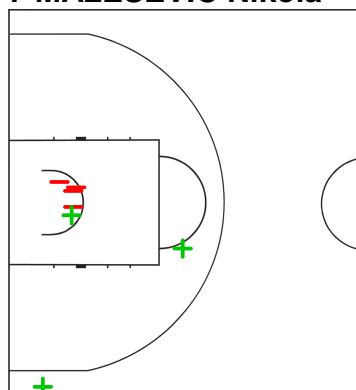
5 JOVIC Stefan



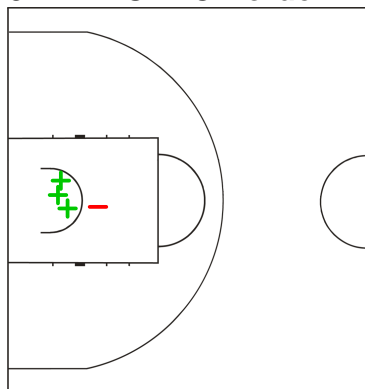
6 DIMIC Milos



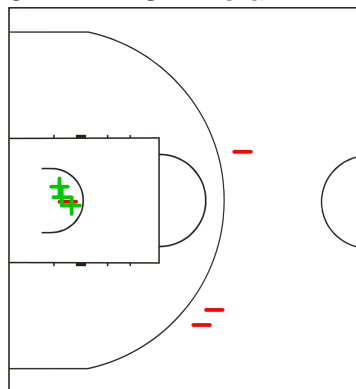
7 MALESEVIC Nikola



8 DRENOVAC Dorde



9 KALINIC Nikola



LEGEND

+ Shot Made

-

Shot Missed

Timing and Results provided by **TISSOT**



Game No: 30

Shot Chart
Схема бросков

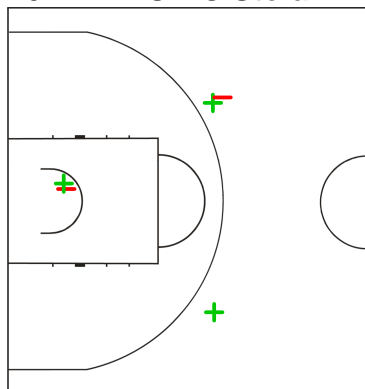
SRB 100 vs 48 MEX
(23 - 10, 24 - 11, 37 - 14, 16 - 13)

Scoring by 5 min intervals:

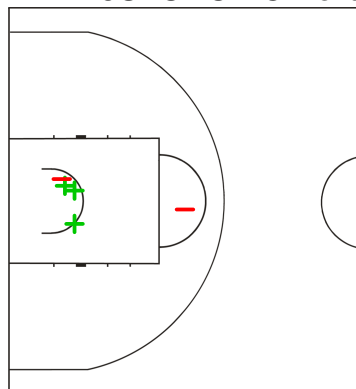
	Q1		Q2		Q3		Q4	
SRB	7	23	42	47	69	84	91	100
MEX	8	10	14	21	23	35	39	48

SRB - Serbia

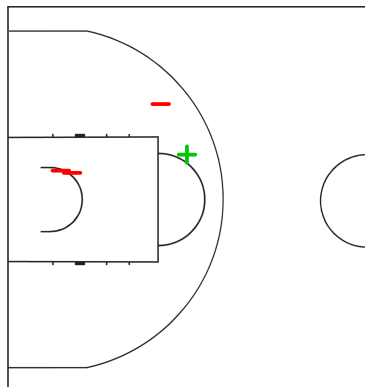
10 ZIVANOVIC Stefan



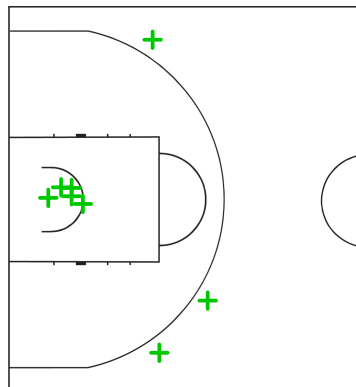
11 MAJSTOROVIC Dorde



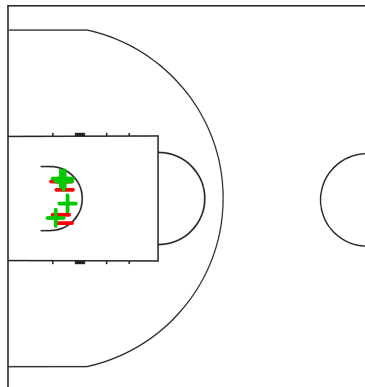
12 GAGIC Dorde



14 MARKOVIC Nikola



15 BALABAN Darko



LEGEND

+ Shot Made

-

Shot Missed

Timing and Results provided by **TISSOT**



Game No: 30

Shot Chart
Схема бросков

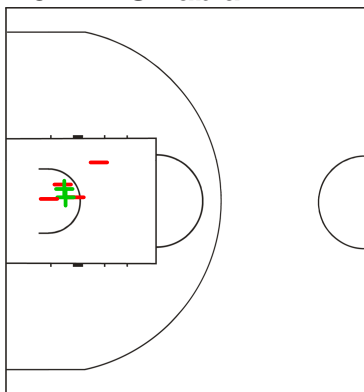
SRB 100 vs 48 MEX
(23 - 10, 24 - 11, 37 - 14, 16 - 13)

Scoring by 5 min intervals:

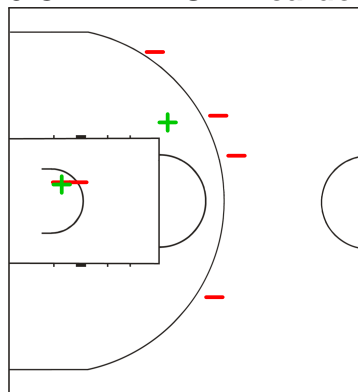
	Q1		Q2		Q3		Q4	
SRB	7	23	42	47	69	84	91	100
MEX	8	10	14	21	23	35	39	48

MEX - Mexico

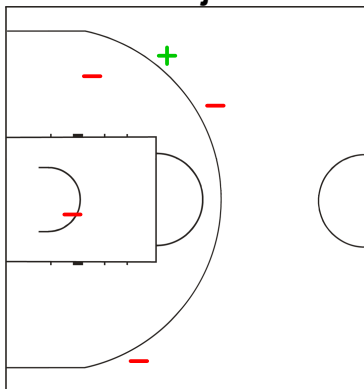
4 JAIMES Fabian



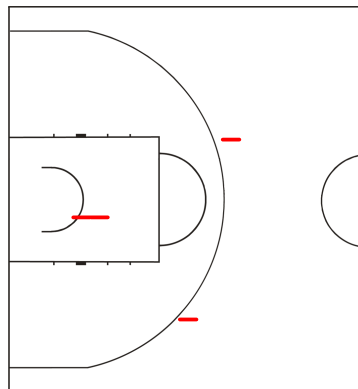
5 CALATAYUD Ricardo



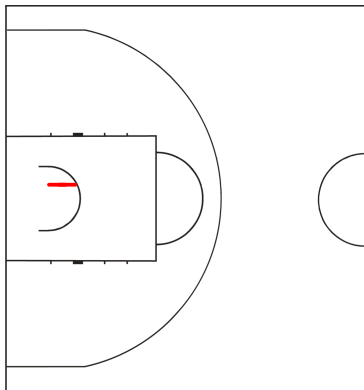
6 GARAY Alejandro



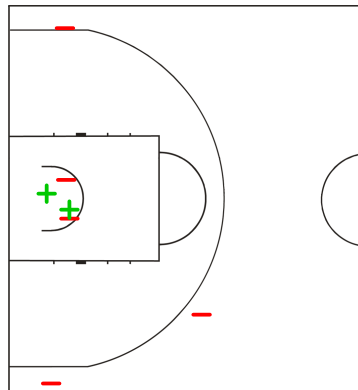
7 CHEDA Mauricio



8 NOLASCO Israel



9 RAMIREZ Juan



LEGEND

+ Shot Made

-

Shot Missed



Game No: 30

Shot Chart
Схема бросков

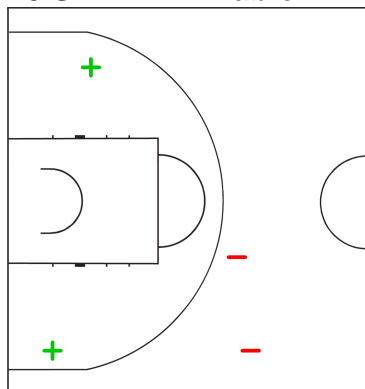
SRB 100 vs 48 MEX
(23 - 10, 24 - 11, 37 - 14, 16 - 13)

Scoring by 5 min intervals:

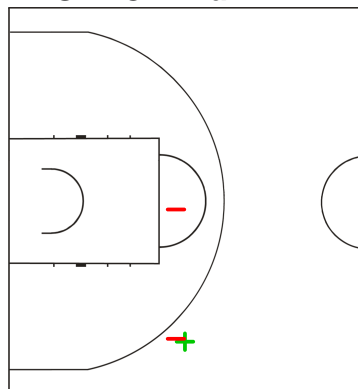
	Q1		Q2		Q3		Q4	
SRB	7	23	42	47	69	84	91	100
MEX	8	10	14	21	23	35	39	48

MEX - Mexico

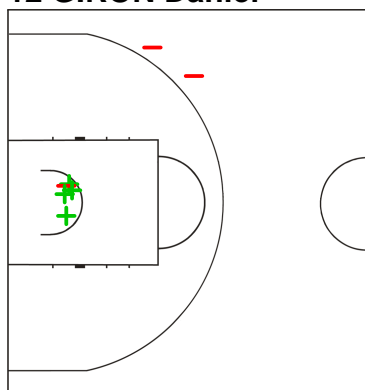
10 SANTANA Pablo



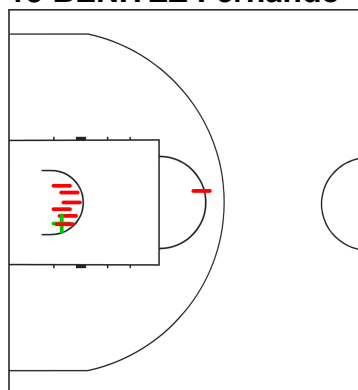
11 GRACIA Ivan



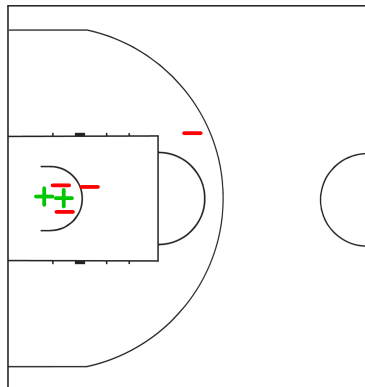
12 GIRON Daniel



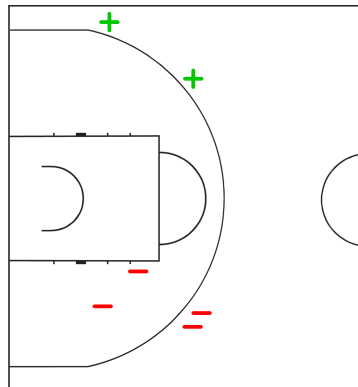
13 BENITEZ Fernando



14 GUTIERREZ Jose



15 FELIX Jesus



LEGEND

+ Shot Made

-

Shot Missed

Timing and Results provided by TISSOT



Game No: 30

Lineup Analysis

Анализ

SRB 100 vs 48 MEX

SRB

Lineup efficiency

5 JOVIC S	6 DIMIC M	9 KALINIC N	10 ZIVANOVIC S	15 BALABAN D	9:47
5 JOVIC S	8 DRENOVAC D	9 KALINIC N	11 MAJSTOROVIC D	15 BALABAN D	4:47
7 MALESEVIC N	8 DRENOVAC D	10 ZIVANOVIC S	11 MAJSTOROVIC D	14 MARKOVIC N	3:31
6 DIMIC M	7 MALESEVIC N	10 ZIVANOVIC S	12 GAGIC D	14 MARKOVIC N	3:21
4 DJOKIC D	7 MALESEVIC N	10 ZIVANOVIC S	11 MAJSTOROVIC D	14 MARKOVIC N	3:12
4 DJOKIC D	7 MALESEVIC N	8 DRENOVAC D	12 GAGIC D	14 MARKOVIC N	3:06
4 DJOKIC D	8 DRENOVAC D	9 KALINIC N	11 MAJSTOROVIC D	15 BALABAN D	2:57
4 DJOKIC D	5 JOVIC S	6 DIMIC M	9 KALINIC N	15 BALABAN D	2:05
4 DJOKIC D	7 MALESEVIC N	8 DRENOVAC D	11 MAJSTOROVIC D	14 MARKOVIC N	1:45
7 MALESEVIC N	8 DRENOVAC D	10 ZIVANOVIC S	11 MAJSTOROVIC D	15 BALABAN D	1:42
4 DJOKIC D	5 JOVIC S	6 DIMIC M	9 KALINIC N	12 GAGIC D	1:38
4 DJOKIC D	5 JOVIC S	8 DRENOVAC D	9 KALINIC N	12 GAGIC D	0:38
4 DJOKIC D	6 DIMIC M	7 MALESEVIC N	12 GAGIC D	14 MARKOVIC N	0:36
4 DJOKIC D	5 JOVIC S	8 DRENOVAC D	12 GAGIC D	14 MARKOVIC N	0:23
6 DIMIC M	7 MALESEVIC N	10 ZIVANOVIC S	14 MARKOVIC N	15 BALABAN D	0:22
6 DIMIC M	7 MALESEVIC N	10 ZIVANOVIC S	11 MAJSTOROVIC D	14 MARKOVIC N	0:10

Score development

6 DIMIC M	7 MALESEVIC N	10 ZIVANOVIC S	12 GAGIC D	14 MARKOVIC N	3:21	+11
4 DJOKIC D	7 MALESEVIC N	8 DRENOVAC D	12 GAGIC D	14 MARKOVIC N	3:06	+8
4 DJOKIC D	7 MALESEVIC N	10 ZIVANOVIC S	11 MAJSTOROVIC D	14 MARKOVIC N	3:12	+8
4 DJOKIC D	7 MALESEVIC N	8 DRENOVAC D	11 MAJSTOROVIC D	14 MARKOVIC N	1:45	+4
4 DJOKIC D	5 JOVIC S	6 DIMIC M	9 KALINIC N	15 BALABAN D	2:05	+4
6 DIMIC M	7 MALESEVIC N	10 ZIVANOVIC S	14 MARKOVIC N	15 BALABAN D	0:22	+3
7 MALESEVIC N	8 DRENOVAC D	10 ZIVANOVIC S	11 MAJSTOROVIC D	14 MARKOVIC N	3:31	+3
5 JOVIC S	8 DRENOVAC D	9 KALINIC N	11 MAJSTOROVIC D	15 BALABAN D	4:47	+3
6 DIMIC M	7 MALESEVIC N	10 ZIVANOVIC S	11 MAJSTOROVIC D	14 MARKOVIC N	0:10	+2
4 DJOKIC D	5 JOVIC S	8 DRENOVAC D	12 GAGIC D	14 MARKOVIC N	0:23	+2
4 DJOKIC D	6 DIMIC M	7 MALESEVIC N	12 GAGIC D	14 MARKOVIC N	0:36	+2
4 DJOKIC D	5 JOVIC S	8 DRENOVAC D	9 KALINIC N	12 GAGIC D	0:38	+2
4 DJOKIC D	5 JOVIC S	6 DIMIC M	9 KALINIC N	12 GAGIC D	1:38	+2
4 DJOKIC D	8 DRENOVAC D	9 KALINIC N	11 MAJSTOROVIC D	15 BALABAN D	2:57	+2
5 JOVIC S	6 DIMIC M	9 KALINIC N	10 ZIVANOVIC S	15 BALABAN D	9:47	-1
7 MALESEVIC N	8 DRENOVAC D	10 ZIVANOVIC S	11 MAJSTOROVIC D	15 BALABAN D	1:42	-3



Game No: 30

Lineup Analysis

Анализ

MEX

Lineup efficiency


4	JAIMES F	5	CALATAYUD R	8	NOLASCO I	9	RAMIREZ J	15	FELIX J	5:30
4	JAIMES F	9	RAMIREZ J	10	SANTANA P	13	BENITEZ F	15	FELIX J	4:20
6	GARAY A	7	CHEDA M	10	SANTANA P	12	GIRON D	14	GUTIERREZ J	4:13
4	JAIMES F	11	GRACIA I	12	GIRON D	14	GUTIERREZ J	15	FELIX J	4:06
4	JAIMES F	5	CALATAYUD R	9	RAMIREZ J	13	BENITEZ F	15	FELIX J	3:59
4	JAIMES F	5	CALATAYUD R	6	GARAY A	8	NOLASCO I	9	RAMIREZ J	3:02
5	CALATAYUD R	8	NOLASCO I	9	RAMIREZ J	13	BENITEZ F	15	FELIX J	2:44
5	CALATAYUD R	9	RAMIREZ J	12	GIRON D	13	BENITEZ F	14	GUTIERREZ J	2:23
5	CALATAYUD R	9	RAMIREZ J	13	BENITEZ F	14	GUTIERREZ J	15	FELIX J	1:59
6	GARAY A	10	SANTANA P	12	GIRON D	13	BENITEZ F	14	GUTIERREZ J	1:53
4	JAIMES F	8	NOLASCO I	11	GRACIA I	12	GIRON D	15	FELIX J	1:35
5	CALATAYUD R	8	NOLASCO I	9	RAMIREZ J	12	GIRON D	13	BENITEZ F	1:19
5	CALATAYUD R	7	CHEDA M	8	NOLASCO I	13	BENITEZ F	15	FELIX J	0:47
6	GARAY A	7	CHEDA M	11	GRACIA I	12	GIRON D	14	GUTIERREZ J	0:42
5	CALATAYUD R	6	GARAY A	7	CHEDA M	8	NOLASCO I	9	RAMIREZ J	0:38
9	RAMIREZ J	10	SANTANA P	12	GIRON D	13	BENITEZ F	14	GUTIERREZ J	0:28
5	CALATAYUD R	7	CHEDA M	9	RAMIREZ J	13	BENITEZ F	15	FELIX J	0:22

Score development

4	JAIMES F	5	CALATAYUD R	6	GARAY A	8	NOLASCO I	9	RAMIREZ J	3:02	+4
6	GARAY A	10	SANTANA P	12	GIRON D	13	BENITEZ F	14	GUTIERREZ J	1:53	+1
4	JAIMES F	11	GRACIA I	12	GIRON D	14	GUTIERREZ J	15	FELIX J	4:06	+1
5	CALATAYUD R	7	CHEDA M	9	RAMIREZ J	13	BENITEZ F	15	FELIX J	0:22	0
9	RAMIREZ J	10	SANTANA P	12	GIRON D	13	BENITEZ F	14	GUTIERREZ J	0:28	0
6	GARAY A	7	CHEDA M	11	GRACIA I	12	GIRON D	14	GUTIERREZ J	0:42	0
4	JAIMES F	8	NOLASCO I	11	GRACIA I	12	GIRON D	15	FELIX J	1:35	-1
5	CALATAYUD R	9	RAMIREZ J	12	GIRON D	13	BENITEZ F	14	GUTIERREZ J	2:23	-1
5	CALATAYUD R	6	GARAY A	7	CHEDA M	8	NOLASCO I	9	RAMIREZ J	0:38	-2
4	JAIMES F	5	CALATAYUD R	8	NOLASCO I	9	RAMIREZ J	15	FELIX J	5:30	-3
5	CALATAYUD R	9	RAMIREZ J	13	BENITEZ F	14	GUTIERREZ J	15	FELIX J	1:59	-4
6	GARAY A	7	CHEDA M	10	SANTANA P	12	GIRON D	14	GUTIERREZ J	4:13	-6
5	CALATAYUD R	7	CHEDA M	8	NOLASCO I	13	BENITEZ F	15	FELIX J	0:47	-7
5	CALATAYUD R	8	NOLASCO I	9	RAMIREZ J	13	BENITEZ F	15	FELIX J	2:44	-7
4	JAIMES F	5	CALATAYUD R	9	RAMIREZ J	13	BENITEZ F	15	FELIX J	3:59	-8
5	CALATAYUD R	8	NOLASCO I	9	RAMIREZ J	12	GIRON D	13	BENITEZ F	1:19	-9
4	JAIMES F	9	RAMIREZ J	10	SANTANA P	13	BENITEZ F	15	FELIX J	4:20	-10

LEGEND

+ Shot Made - Shot Missed

Timing and Results provided by  TISSOT



Game No: 43

Results
Результаты

Match Duration: 0:00

PHI 0 vs 20 MGL

Referee: KENYON Reid Allan (CAN)

Commissioner:

Umpire: PEDIEV Volodymyr (UKR) / HILKE Henri (FIN)

Scoring by 5 min intervals:	PHI	Q1	Q2	Q3	Q4	MGL

PHI - Philippines

No.	Name	MIN	Field Goals		2 Points		3 Points		Free Throws		Rebounds			AS	TO	ST	BS	PF	FD	PTS	
			M / A	%	M / A	%	M / A	%	M / A	%	OR	DR	TOT								
4	OCTOBRE Rhaffy	0:00	0/0	0	0/0	0	0/0	0	0/0	0	0	0	0	0	0	0	0	0	0	0	
5	MENDOZAN Vincent	0:00	0/0	0	0/0	0	0/0	0	0/0	0	0	0	0	0	0	0	0	0	0	0	
6	MARQUEZ Miko	0:00	0/0	0	0/0	0	0/0	0	0/0	0	0	0	0	0	0	0	0	0	0	0	
7	CODILLA Alfred	0:00	0/0	0	0/0	0	0/0	0	0/0	0	0	0	0	0	0	0	0	0	0	0	
9	ESCOSIO Hernal	0:00	0/0	0	0/0	0	0/0	0	0/0	0	0	0	0	0	0	0	0	0	0	0	
10	BABIA Angelo	0:00	0/0	0	0/0	0	0/0	0	0/0	0	0	0	0	0	0	0	0	0	0	0	
13	ABAD John	0:00	0/0	0	0/0	0	0/0	0	0/0	0	0	0	0	0	0	0	0	0	0	0	
15	FAJARDO Christian	0:00	0/0	0	0/0	0	0/0	0	0/0	0	0	0	0	0	0	0	0	0	0	0	
17	PEROLINO Chris	0:00	0/0	0	0/0	0	0/0	0	0/0	0	0	0	0	0	0	0	0	0	0	0	
18	CABANERO Arvie	0:00	0/0	0	0/0	0	0/0	0	0/0	0	0	0	0	0	0	0	0	0	0	0	
Team / Coach											0	0	0								
Totals			0/0	0	0/0	0	0/0	0	0/0	0	0	0	0	0	0	0	0	0	0	0	0
Coach		BELANO JR. Felix																			
Assistant Coach		PARMIS Van Halen																			

MGL - Mongolia

No.	Name	MIN	Field Goals		2 Points		3 Points		Free Throws		Rebounds			AS	TO	ST	BS	PF	FD	PTS	
			M / A	%	M / A	%	M / A	%	M / A	%	OR	DR	TOT								
4	OTGONBAATAR Sergelen	0:00	0/0	0	0/0	0	0/0	0	0/0	0	0	0	0	0	0	0	0	0	0	0	
5	GOTOV Tsenguunbayar	0:00	0/0	0	0/0	0	0/0	0	0/0	0	0	0	0	0	0	0	0	0	0	0	
6	BATTUVSHIN Bilguun	0:00	0/0	0	0/0	0	0/0	0	0/0	0	0	0	0	0	0	0	0	0	0	0	
7	BATBOLD Darkhantugs	0:00	0/0	0	0/0	0	0/0	0	0/0	0	0	0	0	0	0	0	0	0	0	0	
8	DAVAASAMBUU Delgermyam	0:00	0/0	0	0/0	0	0/0	0	0/0	0	0	0	0	0	0	0	0	0	0	0	
9	TUNGALAG Sanchir	0:00	0/0	0	0/0	0	0/0	0	0/0	0	0	0	0	0	0	0	0	0	0	0	
10	DAVAADORJ Munkhivshin	0:00	0/0	0	0/0	0	0/0	0	0/0	0	0	0	0	0	0	0	0	0	0	0	
11	ENKHBAT Dulguun	0:00	0/0	0	0/0	0	0/0	0	0/0	0	0	0	0	0	0	0	0	0	0	0	
12	OTGONBAYAR Ochirbat	0:00	0/0	0	0/0	0	0/0	0	0/0	0	0	0	0	0	0	0	0	0	0	0	
13	TSERENDAGVA Azbayar	0:00	0/0	0	0/0	0	0/0	0	0/0	0	0	0	0	0	0	0	0	0	0	0	
14	ENKHTAIVAN Tserenbaatar	0:00	0/0	0	0/0	0	0/0	0	0/0	0	0	0	0	0	0	0	0	0	0	0	
15	AVARZED Gansukh	0:00	0/0	0	0/0	0	0/0	0	0/0	0	0	0	0	0	0	0	0	0	0	0	
Team / Coach											0	0	0								
Totals			0/0	0	0/0	0	0/0	0	0/0	0	0	0	0	0	0	0	0	0	0	0	20
Coach		SUKHBAATAR Tulga																			
Assistant Coach		AMGALAN Enkhbaatar																			

	PHI	MGL
Points from Turnovers	0	0
Points in the Paint	0	0
Second Chance Points	0	0
Fast Break Points	0	0

	PHI	MGL
Biggest Lead	0	0
Biggest Scoring Run	0-0 (0-0)	0-0 (0-0)
Lead Changes		0
Times Tied		0

LEGEND									
%	Shooting Percentage	(C)	Captain	(I)	Injured	*	Starters	AS	Assists
BS	Blocked Shots	DR	Defensive Rebounds	FD	Fouls Drawn	M / A	Made / Attempts	MIN	Minutes Played
OR	Offensive Rebounds	OTx	Overtime	PF	Fouls	PTS	Points	Qx	Quarter Time
S	Suspended	ST	Steals	TO	Turnovers	TOT	Total Rebounds		



Game No: 47

Start List

Стартовый список

SRB vs JPN

Referee: CROSS Gina (USA)
Umpire: MILLS Tim (AUS) / WU Zhiwei (HKG)

SRB - Serbia

No.	Name	Pos	Height m / ft in	Age	Current Games Statistics						
					PPG	FG%	3FG%	FT%	RPG	APG	MPG (GP)
4	DJOKIC Dejan		1.88/6'2"	23	14.3	67	33	89	3.3	6.7	23:33 (3)
5	JOVIC Stefan		1.95/6'5"	22	6.0	60	67	100	4.3	2.7	20:21 (3)
6	DIMIC Milos		1.95/6'5"	23	15.3	78	50	94	2.7	2.3	18:48 (3)
7	MALESEVIC Nikola		2.02/6'8"	23	5.3	32	20	75	3.3	2.0	19:11 (3)
8	DRENOVAC Dorde		1.94/6'4"	20	13.3	75	67	93	4.3	2.0	21:07 (3)
9	KALINIC Nikola		2.02/6'8"	21	8.0	45	0	67	4.3	3.0	20:04 (3)
10	ZIVANOVIC Stefan		1.96/6'5"	24	10.7	57	40	67	2.7	5.0	22:11 (3)
11	MAJSTOROVIC Dorde		2.11/6'11"	23	6.3	56	0	64	3.0	1.7	12:45 (3)
12	GAGIC Dorde		2.08/6'10"	22	11.0	52		61	6.3	0.3	12:41 (3)
13	SMILJANIC Ivan		1.99/6'6"	24	0.0				0.0	0.0	0:00 (0)
14	MARKOVIC Nikola		2.04/6'8"	24	15.0	77	67	64	4.0	2.0	16:43 (3)
15	BALABAN Darko		2.12/6'11"	23	6.3	60		50	3.0	0.3	12:32 (3)
Team			2.01/6'7"	22.7	111.7	60	38	77	43.7	28.0	
Coach		POPOVIC Oliver									
Assistant Coach		DOKIC Vladimir									

SRB Played		
PR	MGL	110 - 56
PR	PHI	125 - 44
PR	MEX	100 - 48
PR	JPN	11 JUL
PR	ROU	12 JUL


JPN - Japan

No.	Name	Pos	Height m / ft in	Age	Current Games Statistics						
					PPG	FG%	3FG%	FT%	RPG	APG	MPG (GP)
4	NAKAHIGASHI Taito	F	1.90/6'3"	21	3.0	33	0		1.5	1.0	12:54 (2)
5	NAGAYOSHI Yuya	C	1.99/6'6"	21	12.3	47	29	100	6.0	0.7	32:55 (3)
6	UTO Naoki	G	1.87/6'2"	22	10.0	41	0	67	2.7	4.0	24:26 (3)
7	FUJII Yuma	G	1.80/5'11"	21	7.0	30	18	78	5.0	3.0	28:22 (3)
8	KAWAKAMI Sohei	F	1.90/6'3"	22	6.5	31	0	100	3.0	2.0	16:39 (2)
9	FUJITAKA Soichiro	F	1.90/6'3"	21	7.0	60	0	82	4.7	1.3	20:18 (3)
10	HAREYAMA Kebin	F	1.91/6'3"	20	6.0	38	33	80	4.0	0.5	8:28 (2)
11	NOMOTO Kengo	F	1.99/6'6"	21	6.0	31	50	50	4.3	1.3	21:56 (3)
12	MINAGAWA Toru	C	1.99/6'6"	21	2.3	67		75	0.7	0.0	2:16 (3)
13	BANDO Taku	G	1.85/6'1"	21	4.0	27	25	25	2.0	0.0	9:40 (3)
14	HASHIMOTO Kosuke	C	2.02/6'8"	20	10.0	50	50		2.0	0.7	20:18 (3)
15	IKARUGA Seiji	G	1.85/6'1"	19	4.7	50	0	100	2.0	0.7	14:26 (3)
Team			1.91/6'3"	20.8	73.7	41	27	75	39.0	14.0	
Coach		HASEGAWA Kenji									
Assistant Coach		YAMAMOTO Akira				SASSA Norio					

JPN Played		
PR	MEX	71 - 83
PR	ROU	57 - 77
PR	PHI	93 - 51
PR	SRB	11 JUL
PR	MGL	12 JUL

LEGEND

(1) Point Guard	(2) Shooting Guard	(3) Small Forward	(4) Power Forward	(5) Centre
(C) Captain	3FG% 3 Points Field Goals %	APG Assists per Game	C Centre	F Forward
FG% Field Goals %	FT% Free Throws %	G Guard	GP Games Played	MPG Minutes Played per Game
Pos Playing Position	PPG Points per Game	PR Preliminary Round	RPG Rebounds per Game	

Timing and Results provided by  TISSOT



Game No: 47

Results
Результаты

Attendance: 198

Match Duration: 1:38

SRB 105 vs 64 JPN
(27:13, 22:17, 24:16, 32:18)

Referee: CROSS Gina (USA)

Commissioner:

Umpire: MILLS Tim (AUS) / WU Zhiwei (HKG)

Scoring by 5 min intervals:	SRB	Q1		Q2		Q3		Q4	
		15	27	39	49	61	73	90	105
	JPN	0	13	20	30	36	46	53	64

SRB - Serbia

No.	Name	MIN	Field Goals		2 Points		3 Points		Free Throws		Rebounds			AS	TO	ST	BS	PF	FD	PTS
			M/A	%	M/A	%	M/A	%	M/A	%	OR	DR	TOT							
*4	DJOKIC Dejan	19:39	5/6	83	4/5	80	1/1	100	2/2	100	1	2	3	2	2	0	0	0	2	13
*5	JOVIC Stefan	20:00	5/7	71	5/5	100	0/2	0	0/0	0	1	4	5	4	4	4	0	1	0	10
*6	DIMIC Milos	13:30	2/4	50	2/3	67	0/1	0	2/2	100	1	0	1	4	0	1	0	1	3	6
7	MALESEVIC Nikola	13:56	3/6	50	2/4	50	1/2	50	4/4	100	1	3	4	0	3	3	0	3	2	11
8	DRENOVAC Dorde	25:17	5/6	83	5/6	83	0/0	0	0/2	0	1	1	2	1	2	2	0	2	1	10
*9	KALINIC Nikola	24:47	2/7	29	2/7	29	0/0	0	2/2	100	3	7	10	1	2	4	0	2	1	6
10	ZIVANOVIC Stefan	15:54	3/5	60	2/2	100	1/3	33	3/3	100	0	1	1	5	0	3	0	2	2	10
11	MAJSTOROVIC Dorde	13:57	1/2	50	1/2	50	0/0	0	3/4	75	2	1	3	1	0	0	1	1	6	5
*12	GAGIC Dorde	20:20	7/12	58	7/11	64	0/1	0	0/2	0	1	3	4	2	5	3	1	4	2	14
13	SMILJANIC Ivan	0:00	0/0	0	0/0	0	0/0	0	0/0	0	0	0	0	0	0	0	0	0	0	0
14	MARKOVIC Nikola	17:47	5/7	71	5/7	71	0/0	0	0/1	0	0	3	3	2	0	1	0	1	1	10
15	BALABAN Darko	14:53	5/6	83	5/6	83	0/0	0	0/0	0	1	3	4	3	4	0	1	1	1	10
Team / Coach											1	0	1							
Totals			43/68	63	40/58	69	3/10	30	16/22	73	13	28	41	25	22	21	3	18	21	105
Coach		POPOVIC Oliver																		
Assistant Coach		DOKIC Vladimir																		

JPN - Japan

No.	Name	MIN	Field Goals		2 Points		3 Points		Free Throws		Rebounds			AS	TO	ST	BS	PF	FD	PTS
			M/A	%	M/A	%	M/A	%	M/A	%	OR	DR	TOT							
4	NAKAHIGASHI Taito	10:19	1/2	50	1/2	50	0/0	0	0/0	0	0	0	0	2	0	1	0	2	1	2
*5	NAGAYOSHI Yuya	25:42	0/5	0	0/4	0	0/1	0	2/2	100	1	3	4	2	4	4	0	3	2	2
*6	UTO Naoki	18:34	4/6	67	4/6	67	0/0	0	4/4	100	1	1	2	3	6	0	0	3	2	12
*7	FUJII Yuma	20:29	5/10	50	4/8	50	1/2	50	2/2	100	0	0	0	0	5	3	0	1	0	13
8	KAWAKAMI Sohei	7:39	0/2	0	0/2	0	0/0	0	2/2	100	0	1	1	0	0	2	0	0	2	2
9	FUJITAKA Soichiro	13:38	2/2	100	1/1	100	1/1	100	0/0	0	0	1	1	2	1	0	0	2	2	5
10	HAREYAMA Kebin	6:04	1/5	20	0/3	0	1/2	50	0/0	0	0	0	0	0	0	1	0	1	0	3
*11	NOMOTO Kengo	27:39	3/8	38	1/5	20	2/3	67	2/4	50	1	2	3	0	4	1	0	1	4	10
12	MINAGAWA Toru	14:18	1/2	50	1/2	50	0/0	0	0/0	0	2	2	4	0	0	0	0	4	0	2
13	BANDO Taku	7:18	1/4	25	0/0	0	1/4	25	0/0	0	0	1	1	0	2	0	0	1	0	3
*14	HASHIMOTO Kosuke	18:14	2/6	33	1/4	25	1/2	50	0/0	0	0	3	3	0	0	0	0	2	1	5
15	IKARUGA Seiji	30:06	1/3	33	1/2	50	0/1	0	3/4	75	0	1	1	3	6	3	0	1	3	5
Team / Coach											1	1	2							
Totals			21/55	38	14/39	36	7/16	44	15/18	83	6	16	22	12	28	15	0	21	17	64
Coach		HASEGAWA Kenji																		
Assistant Coach		YAMAMOTO Akira SASSA Norio																		

	SRB	JPN
Points from Turnovers	37	14
Points in the Paint	80	18
Second Chance Points	8	5
Fast Break Points	16	4

	SRB	JPN
Biggest Lead	48	0
Biggest Scoring Run	17-0 (17-0)	6-0 (17-6)
Lead Changes	0	0
Times Tied	0	0

LEGEND			
%	Shooting Percentage	(C)	Captain
BS	Blocked Shots	DR	Defensive Rebounds
OR	Offensive Rebounds	OTx	Overtime
S	Suspended	ST	Steals
(I)	Injured	FD	Fouls Drawn
*	Starters	PF	Fouls
M/A	Made / Attempts	TO	Turnovers
PTS	Points	AS	Assists
TOT	Total Rebounds	MIN	Minutes Played
		Qx	Quarter Time

Timing and Results provided by TISSOT



Game No: 47

Shot Chart
Схема бросков

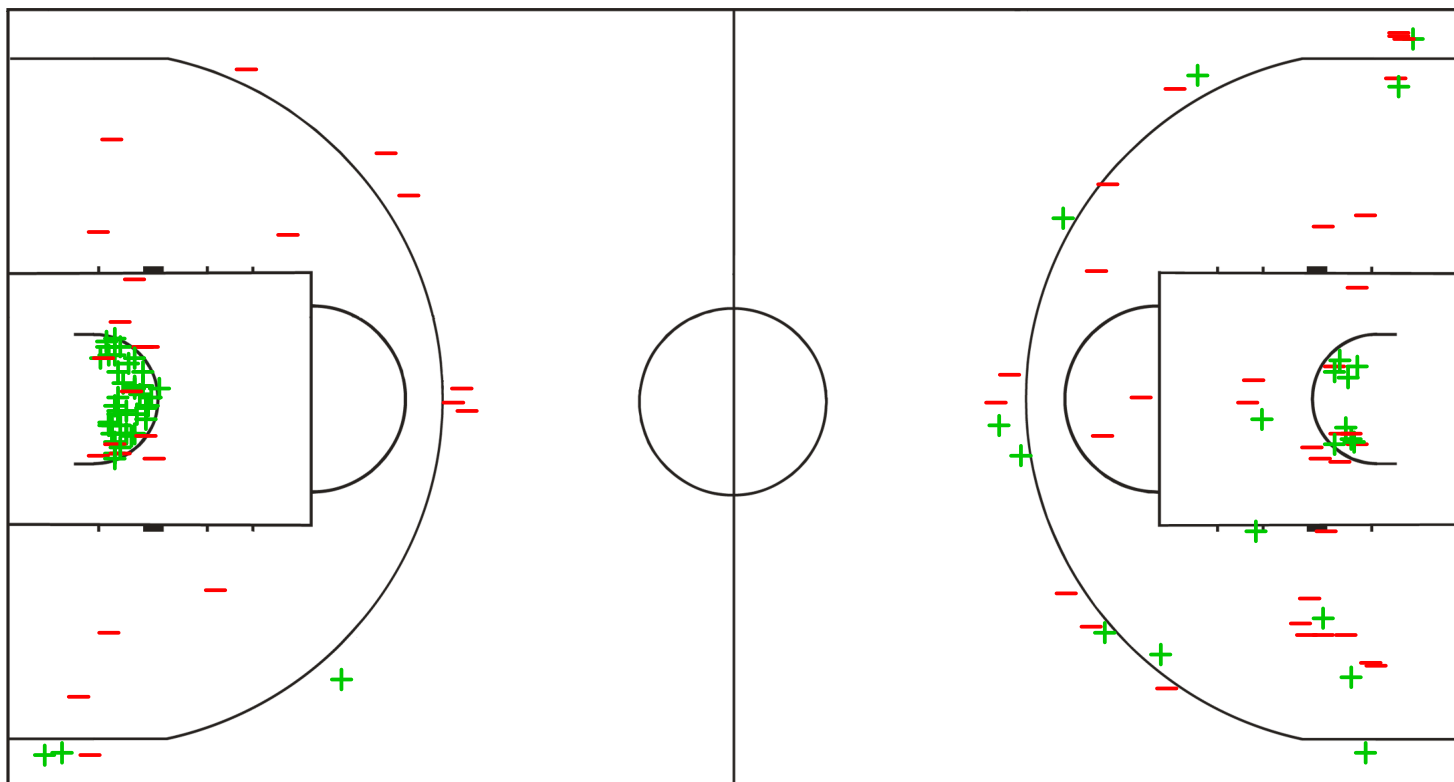
SRB 105 vs 64 JPN
(27 - 13, 22 - 17, 24 - 16, 32 - 18)

Scoring by 5 min intervals:

	Q1		Q2		Q3		Q4	
SRB	15	27	39	49	61	73	90	105
JPN	0	13	20	30	36	46	53	64

SRB - Serbia

JPN - Japan



LEGEND

+ Shot Made

- Shot Missed

Timing and Results provided by **TISSOT**



Game No: 47

Shot Chart
Схема бросков

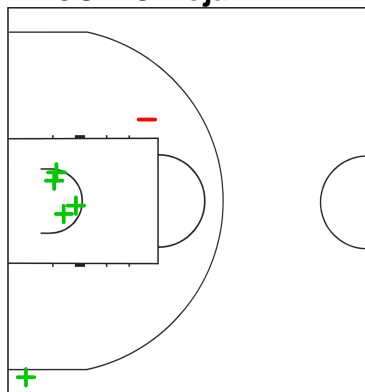
SRB 105 vs 64 JPN
(27 - 13, 22 - 17, 24 - 16, 32 - 18)

Scoring by 5 min intervals:

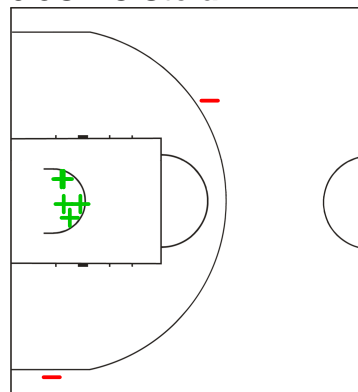
	Q1		Q2		Q3		Q4	
SRB	15	27	39	49	61	73	90	105
JPN	0	13	20	30	36	46	53	64

SRB - Serbia

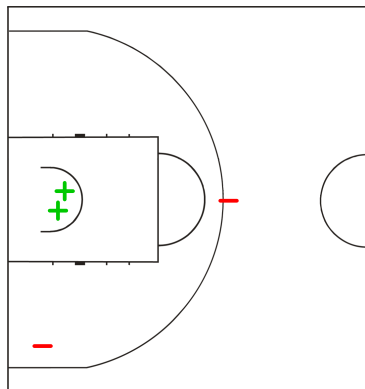
4 DJOKIC Dejan



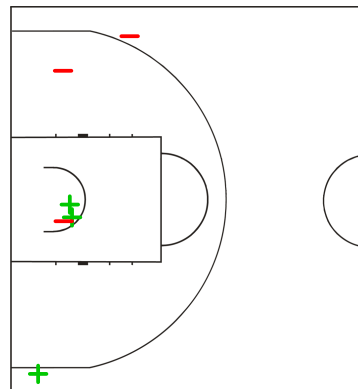
5 JOVIC Stefan



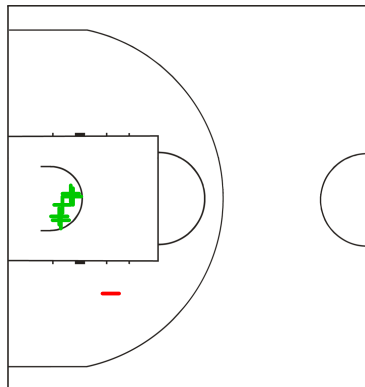
6 DIMIC Milos



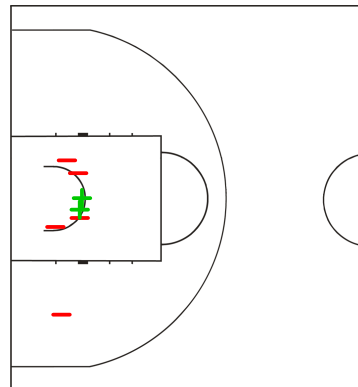
7 MALESEVIC Nikola



8 DRENOVAC Dorde



9 KALINIC Nikola



LEGEND

+ Shot Made

-

Shot Missed

Timing and Results provided by **TISSOT**



Game No: 47

Shot Chart

Схема бросков

SRB 105 vs 64 JPN

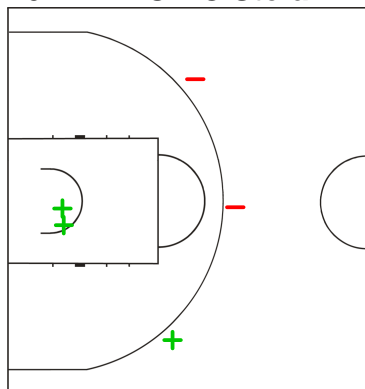
(27 - 13, 22 - 17, 24 - 16, 32 - 18)

Scoring by 5 min intervals:

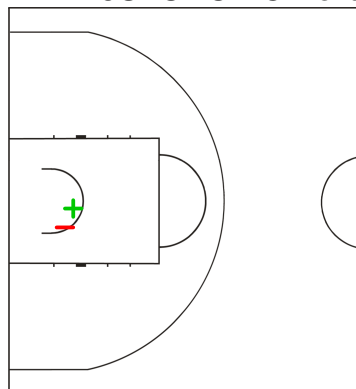
	Q1		Q2		Q3		Q4	
SRB	15	27	39	49	61	73	90	105
JPN	0	13	20	30	36	46	53	64

SRB - Serbia

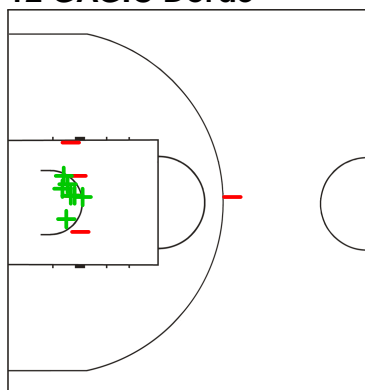
10 ZIVANOVIC Stefan



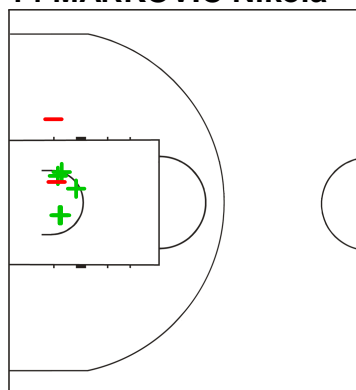
11 MAJSTOROVIC Dorde



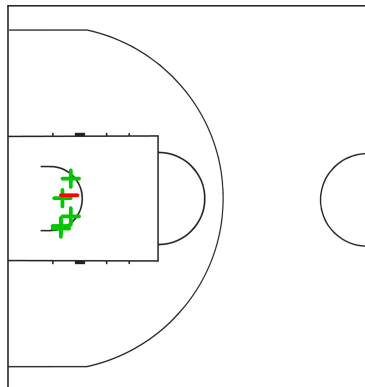
12 GAGIC Dorde



14 MARKOVIC Nikola



15 BALABAN Darko



LEGEND

+ Shot Made

-

Shot Missed

Timing and Results provided by **TISSOT**



Game No: 47

Shot Chart

Схема бросков

SRB 105 vs 64 JPN

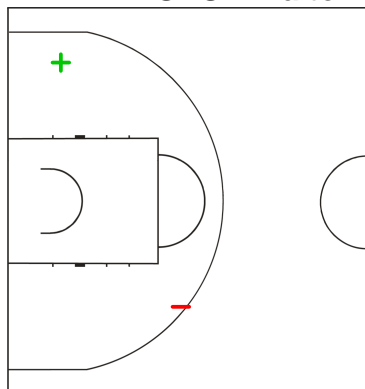
(27 - 13, 22 - 17, 24 - 16, 32 - 18)

Scoring by 5 min intervals:

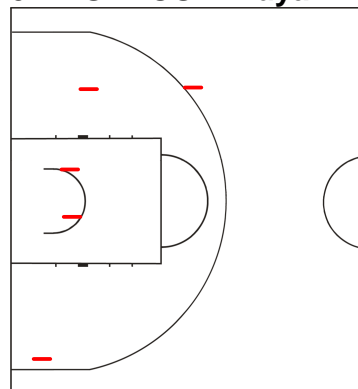
	Q1		Q2		Q3		Q4	
SRB	15	27	39	49	61	73	90	105
JPN	0	13	20	30	36	46	53	64

JPN - Japan

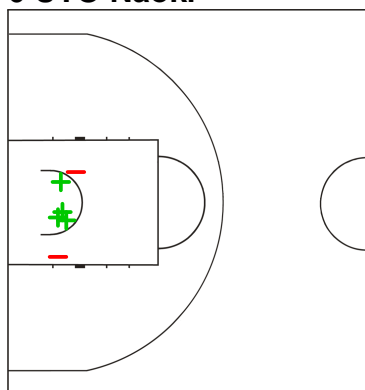
4 NAKAHIGASHI Taito



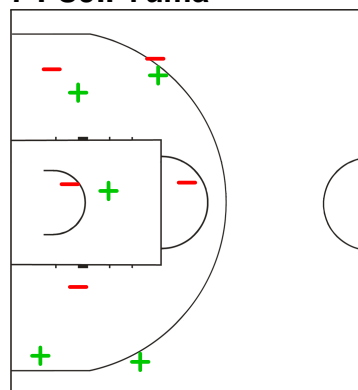
5 NAGAYOSHI Yuya



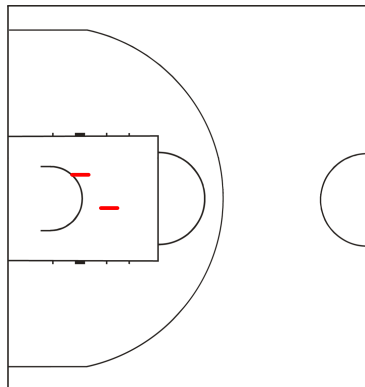
6 UTO Naoki



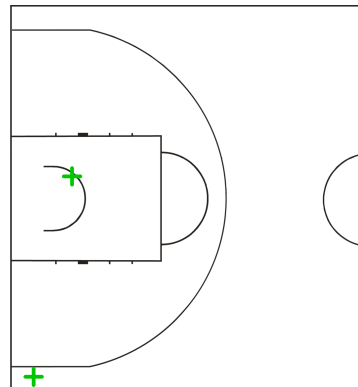
7 FUJII Yuma



8 KAWAKAMI Sohei



9 FUJITAKA Soichiro



LEGEND

+ Shot Made

- Shot Missed

Timing and Results provided by **TISSOT**



Game No: 47

Shot Chart
Схема бросков

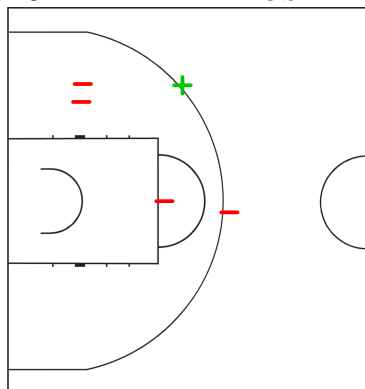
SRB 105 vs 64 JPN
(27 - 13, 22 - 17, 24 - 16, 32 - 18)

Scoring by 5 min intervals:

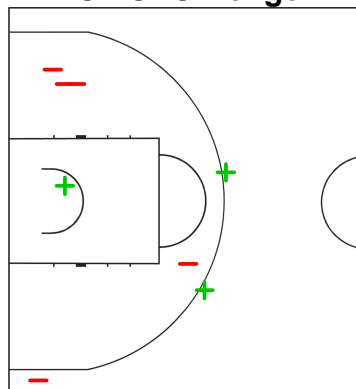
	Q1		Q2		Q3		Q4	
SRB	15	27	39	49	61	73	90	105
JPN	0	13	20	30	36	46	53	64

JPN - Japan

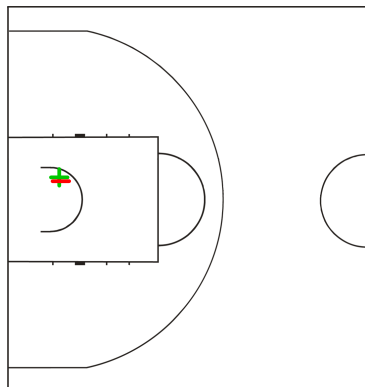
10 HAREYAMA Kebin



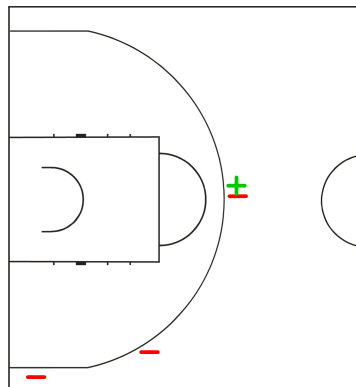
11 NOMOTO Kengo



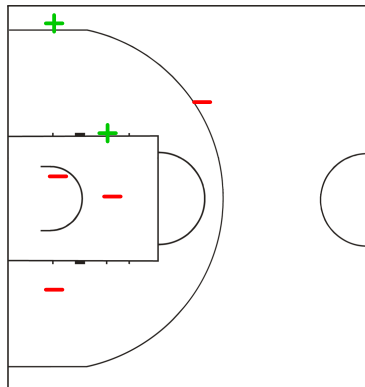
12 MINAGAWA Toru



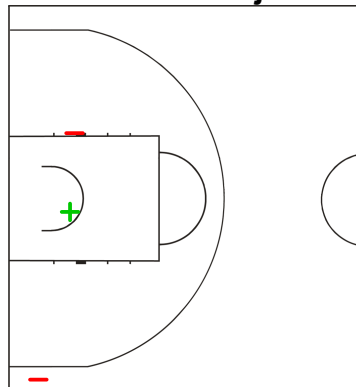
13 BANDO Taku



14 HASHIMOTO Kosuke



15 IKARUGA Seiji



LEGEND

+ Shot Made

-

Shot Missed

Timing and Results provided by **TISSOT**



Game No: 47

Lineup Analysis

Анализ

SRB 105 vs 64 JPN

SRB

Lineup efficiency

4	DJOKIC D	5	JOVIC S	6	DIMIC M	9	KALINIC N	12	GAGIC D	10:20
8	DRENOVAC D	9	KALINIC N	10	ZIVANOVIC S	12	GAGIC D	15	BALABAN D	6:03
7	MALESEVIC N	8	DRENOVAC D	10	ZIVANOVIC S	14	MARKOVIC N	15	BALABAN D	5:04
8	DRENOVAC D	9	KALINIC N	10	ZIVANOVIC S	11	MAJSTOROVIC D	12	GAGIC D	3:57
4	DJOKIC D	5	JOVIC S	7	MALESEVIC N	11	MAJSTOROVIC D	14	MARKOVIC N	3:33
5	JOVIC S	7	MALESEVIC N	8	DRENOVAC D	11	MAJSTOROVIC D	14	MARKOVIC N	2:57
4	DJOKIC D	8	DRENOVAC D	9	KALINIC N	11	MAJSTOROVIC D	14	MARKOVIC N	2:34
5	JOVIC S	6	DIMIC M	8	DRENOVAC D	14	MARKOVIC N	15	BALABAN D	2:20
4	DJOKIC D	7	MALESEVIC N	8	DRENOVAC D	9	KALINIC N	15	BALABAN D	1:03
4	DJOKIC D	7	MALESEVIC N	8	DRENOVAC D	11	MAJSTOROVIC D	14	MARKOVIC N	0:56
4	DJOKIC D	5	JOVIC S	6	DIMIC M	9	KALINIC N	10	ZIVANOVIC S	0:50
4	DJOKIC D	7	MALESEVIC N	8	DRENOVAC D	14	MARKOVIC N	15	BALABAN D	0:23

Score development

4	DJOKIC D	5	JOVIC S	6	DIMIC M	9	KALINIC N	12	GAGIC D	10:20	+12
8	DRENOVAC D	9	KALINIC N	10	ZIVANOVIC S	12	GAGIC D	15	BALABAN D	6:03	+8
5	JOVIC S	6	DIMIC M	8	DRENOVAC D	14	MARKOVIC N	15	BALABAN D	2:20	+6
8	DRENOVAC D	9	KALINIC N	10	ZIVANOVIC S	11	MAJSTOROVIC D	12	GAGIC D	3:57	+6
4	DJOKIC D	5	JOVIC S	7	MALESEVIC N	11	MAJSTOROVIC D	14	MARKOVIC N	3:33	+4
5	JOVIC S	7	MALESEVIC N	8	DRENOVAC D	11	MAJSTOROVIC D	14	MARKOVIC N	2:57	+3
4	DJOKIC D	7	MALESEVIC N	8	DRENOVAC D	14	MARKOVIC N	15	BALABAN D	0:23	+2
4	DJOKIC D	7	MALESEVIC N	8	DRENOVAC D	11	MAJSTOROVIC D	14	MARKOVIC N	0:56	+2
4	DJOKIC D	5	JOVIC S	6	DIMIC M	9	KALINIC N	10	ZIVANOVIC S	0:50	0
4	DJOKIC D	7	MALESEVIC N	8	DRENOVAC D	9	KALINIC N	15	BALABAN D	1:03	-1
4	DJOKIC D	8	DRENOVAC D	9	KALINIC N	11	MAJSTOROVIC D	14	MARKOVIC N	2:34	-1
7	MALESEVIC N	8	DRENOVAC D	10	ZIVANOVIC S	14	MARKOVIC N	15	BALABAN D	5:04	0



Game No: 47

Lineup Analysis

Анализ

JPN

Lineup efficiency


5	NAGAYOSHI Y	7	FUJII Y	9	FUJITAKA S	11	NOMOTO K	15	IKARUGA S	9:07
5	NAGAYOSHI Y	7	FUJII Y	11	NOMOTO K	14	HASHIMOTO K	15	IKARUGA S	5:25
5	NAGAYOSHI Y	6	UTO N	7	FUJII Y	11	NOMOTO K	14	HASHIMOTO K	5:07
5	NAGAYOSHI Y	6	UTO N	11	NOMOTO K	14	HASHIMOTO K	15	IKARUGA S	4:00
4	NAKAHIGASHI T	6	UTO N	8	KAWAKAMI S	12	MINAGAWA T	13	BANDO T	3:25
4	NAKAHIGASHI T	6	UTO N	11	NOMOTO K	12	MINAGAWA T	15	IKARUGA S	2:57
4	NAKAHIGASHI T	8	KAWAKAMI S	10	HAREYAMA K	12	MINAGAWA T	15	IKARUGA S	1:59
5	NAGAYOSHI Y	9	FUJITAKA S	13	BANDO T	14	HASHIMOTO K	15	IKARUGA S	1:50
6	UTO N	8	KAWAKAMI S	10	HAREYAMA K	12	MINAGAWA T	15	IKARUGA S	1:43
4	NAKAHIGASHI T	9	FUJITAKA S	10	HAREYAMA K	12	MINAGAWA T	15	IKARUGA S	1:34
9	FUJITAKA S	12	MINAGAWA T	13	BANDO T	14	HASHIMOTO K	15	IKARUGA S	0:54
6	UTO N	7	FUJII Y	11	NOMOTO K	12	MINAGAWA T	14	HASHIMOTO K	0:50
6	UTO N	8	KAWAKAMI S	10	HAREYAMA K	12	MINAGAWA T	13	BANDO T	0:32
4	NAKAHIGASHI T	10	HAREYAMA K	12	MINAGAWA T	13	BANDO T	15	IKARUGA S	0:16
5	NAGAYOSHI Y	9	FUJITAKA S	11	NOMOTO K	13	BANDO T	15	IKARUGA S	0:13
4	NAKAHIGASHI T	12	MINAGAWA T	13	BANDO T	14	HASHIMOTO K	15	IKARUGA S	0:08

Score development

6	UTO N	8	KAWAKAMI S	10	HAREYAMA K	12	MINAGAWA T	13	BANDO T	0:32	+4
6	UTO N	8	KAWAKAMI S	10	HAREYAMA K	12	MINAGAWA T	15	IKARUGA S	1:43	+1
5	NAGAYOSHI Y	9	FUJITAKA S	13	BANDO T	14	HASHIMOTO K	15	IKARUGA S	1:50	+1
4	NAKAHIGASHI T	12	MINAGAWA T	13	BANDO T	14	HASHIMOTO K	15	IKARUGA S	0:08	0
5	NAGAYOSHI Y	9	FUJITAKA S	11	NOMOTO K	13	BANDO T	15	IKARUGA S	0:13	0
4	NAKAHIGASHI T	10	HAREYAMA K	12	MINAGAWA T	13	BANDO T	15	IKARUGA S	0:16	0
6	UTO N	7	FUJII Y	11	NOMOTO K	12	MINAGAWA T	14	HASHIMOTO K	0:50	0
4	NAKAHIGASHI T	9	FUJITAKA S	10	HAREYAMA K	12	MINAGAWA T	15	IKARUGA S	1:34	-1
5	NAGAYOSHI Y	6	UTO N	11	NOMOTO K	14	HASHIMOTO K	15	IKARUGA S	4:00	0
4	NAKAHIGASHI T	8	KAWAKAMI S	10	HAREYAMA K	12	MINAGAWA T	15	IKARUGA S	1:59	-2
9	FUJITAKA S	12	MINAGAWA T	13	BANDO T	14	HASHIMOTO K	15	IKARUGA S	0:54	-4
4	NAKAHIGASHI T	6	UTO N	11	NOMOTO K	12	MINAGAWA T	15	IKARUGA S	2:57	-4
5	NAGAYOSHI Y	7	FUJII Y	9	FUJITAKA S	11	NOMOTO K	15	IKARUGA S	9:07	-7
5	NAGAYOSHI Y	6	UTO N	7	FUJII Y	11	NOMOTO K	14	HASHIMOTO K	5:07	-9
5	NAGAYOSHI Y	7	FUJII Y	11	NOMOTO K	14	HASHIMOTO K	15	IKARUGA S	5:25	-9
4	NAKAHIGASHI T	6	UTO N	8	KAWAKAMI S	12	MINAGAWA T	13	BANDO T	3:25	-11

LEGEND

+ Shot Made - Shot Missed

Timing and Results provided by  TISSOT



Game No: 44

Start List

Стартовый список

ROU vs MEX

Referee: OVINOV Semen (RUS)
Umpire: SHORT Thomas (USA) / LASUIK Karen (CAN)

ROU - Romania

No.	Name	Pos	Height m / ft in	Age	Current Games Statistics						
					PPG	FG%	3FG%	FT%	RPG	APG	MPG (GP)
4	PETRISOR Catalin	G	1.87/6'2"	20	6.0	38	20	100	3.7	2.7	19:58 (3)
5	ROSU Adrian	F	1.95/6'5"	22	6.0	55	38	75	3.3	0.3	11:24 (3)
6	DUMITRESCU Vlad	G	1.92/6'4"	23	4.7	45	33	67	2.7	2.0	12:55 (3)
7	CORPODEAN Vlad	G	1.92/6'4"	22	10.7	48	33	90	7.7	2.7	24:35 (3)
8	ORBEANU Iulian	F	2.04/6'8"	23	6.7	53	0	50	4.0	0.0	16:17 (3)
9	IOAN Dan	F	1.95/6'5"	21	3.0	33	33		2.0	4.0	10:32 (1)
10	NEGOITESCU Vlad	F	2.04/6'8"	21	5.7	88		43	1.7	0.3	7:33 (3)
11	TOTH George	C	2.12/6'11"	20	6.7	82		22	2.3	0.0	11:11 (3)
12	POP Alexandru	G	1.80/5'11"	23	2.7	29	0	50	2.0	3.3	18:54 (3)
13	TOROK Rolland	F	2.03/6'8"	22	13.7	52	25	71	10.3	1.0	21:41 (3)
14	GUTOAIA Adrian	F	1.98/6'6"	23	18.0	50	20	64	3.7	3.0	27:21 (3)
15	TIBIRNA Bogdan	C	2.11/6'11"	22	9.0	44	0	71	8.7	2.0	24:37 (3)
Team			1.98/6'6"	21.8	90.7	51	21	63	55.0	18.7	
Coach		COSTESCU Tudor									
Assistant Coach		MIRON Paul Ionel									

ROU Played		
PR	PHI	106 - 58
PR	JPN	77 - 57
PR	MGL	89 - 72
PR	MEX	11 JUL
PR	SRB	12 JUL


MEX - Mexico

No.	Name	Pos	Height m / ft in	Age	Current Games Statistics						
					PPG	FG%	3FG%	FT%	RPG	APG	MPG (GP)
4	JAIMES Fabian		1.98/6'6"	20	9.0	52		100	7.3	0.7	25:17 (3)
5	CALATAYUD Ricardo	G	1.82/6'0"	21	11.3	42	31	77	3.0	2.7	22:34 (3)
6	GARAY Alejandro	F	1.96/6'5"	20	6.0	41	38	50	1.0	1.0	14:41 (3)
7	CHEDA Mauricio	F	1.97/6'6"	23	6.0	44	33	60	2.0	2.0	11:57 (3)
8	NOLASCO Israel	C	2.07/6'9"	23	4.0	50		50	4.3	0.3	15:04 (3)
9	RAMIREZ Juan		1.95/6'5"	22	7.0	36	0	83	1.7	2.3	21:58 (3)
10	SANTANA Pablo		1.83/6'0"	22	5.0	54	0	50	2.3	2.3	15:31 (3)
11	GRACIA Ivan	G	1.79/5'10"	24	4.7	42	38	50	0.3	2.0	10:11 (3)
12	GIRON Daniel		1.91/6'3"	23	8.5	62	25		4.5	2.5	17:54 (2)
13	BENITEZ Fernando		2.04/6'8"	24	10.7	58		40	4.7	0.7	19:06 (3)
14	GUTIERREZ Jose		2.06/6'9"	20	3.7	42		20	4.7	1.0	10:20 (3)
15	FELIX Jesus		1.94/6'4"	22	6.7	30	31	100	1.7	1.3	21:21 (3)
Team			1.94/6'4"	22.0	79.7	46	28	62	40.0	18.0	
Coach		CENICEROS Javier									
Assistant Coach		SANTOS Hector									

MEX Played		
PR	JPN	83 - 71
PR	MGL	108 - 54
PR	SRB	48 - 100
PR	ROU	11 JUL
PR	PHI	12 JUL

LEGEND

(1) Point Guard	(2) Shooting Guard	(3) Small Forward	(4) Power Forward	(5) Centre
(C) Captain	3FG% 3 Points Field Goals %	APG Assists per Game	C Centre	F Forward
FG% Field Goals %	FT% Free Throws %	G Guard	GP Games Played	MPG Minutes Played per Game
Pos Playing Position	PPG Points per Game	PR Preliminary Round	RPG Rebounds per Game	

Timing and Results provided by  TISSOT



Game No: 44

Results
Результаты

Attendance: 300

Match Duration: 1:39

ROU 76 vs 67 MEX
(15:15, 22:16, 10:18, 29:18)

Referee: OVINOV Semen (RUS)

Commissioner:

Umpire: SHORT Thomas (USA) / LASUIK Karen (CAN)

Scoring by 5 min intervals:	ROU	Q1		Q2		Q3		Q4	
		M	A	M	A	M	A	M	A
	8	15	28	37	44	47	57	76	
	10	15	21	31	36	49	58	67	

ROU - Romania

No.	Name	MIN	Field Goals		2 Points		3 Points		Free Throws		Rebounds			AS	TO	ST	BS	PF	FD	PTS
			M/A	%	M/A	%	M/A	%	M/A	%	OR	DR	TOT							
4	PETRISOR Catalin	14:25	1/7	14	1/6	17	0/1	0	0/0	0	0	0	0	4	0	0	0	3	0	2
5	ROSU Adrian	6:59	0/1	0	0/0	0	0/1	0	0/0	0	1	1	2	0	0	1	0	0	0	0
6	DUMITRESCU Vlad	12:17	0/0	0	0/0	0	0/0	0	0/0	0	0	1	1	0	1	0	0	0	1	0
*7	CORPODEAN Vlad	29:05	3/6	50	1/2	50	2/4	50	0/0	0	3	2	5	0	2	0	0	4	1	8
8	ORBEANU Iulian	13:54	3/6	50	2/3	67	1/3	33	0/1	0	1	1	2	0	1	1	0	2	3	7
9	IOAN Dan	0:00	0/0	0	0/0	0	0/0	0	0/0	0	0	0	0	0	0	0	0	0	0	0
10	NEGOITESCU Vlad	0:00	0/0	0	0/0	0	0/0	0	0/0	0	0	0	0	0	0	0	0	0	0	0
11	TOTH George	9:21	3/5	60	3/5	60	0/0	0	0/0	0	2	3	5	0	2	0	0	0	0	6
*12	POP Alexandru	25:35	0/1	0	0/1	0	0/0	0	0/0	0	0	1	1	7	4	0	0	2	2	0
*13	TOROK Rolland	26:06	3/9	33	3/6	50	0/3	0	0/0	0	3	6	9	4	4	0	0	2	2	6
*14	GUTOAIA Adrian	31:39	6/15	40	2/6	33	4/9	44	9/10	90	1	4	5	3	2	1	0	2	6	25
*15	TIBIRNA Bogdan	30:39	8/13	62	6/9	67	2/4	50	4/6	67	3	9	12	3	1	3	2	2	4	22
Team / Coach											0	1	1							
Totals			27/63	43	18/38	47	9/25	36	13/17	76	14	29	43	17	21	6	2	17	19	76
Coach		COSTESCU Tudor																		
Assistant Coach		MIRON Paul Ionel																		

MEX - Mexico

No.	Name	MIN	Field Goals		2 Points		3 Points		Free Throws		Rebounds			AS	TO	ST	BS	PF	FD	PTS
			M/A	%	M/A	%	M/A	%	M/A	%	OR	DR	TOT							
*4	JAIMES Fabian	35:12	4/7	57	4/7	57	0/0	0	2/4	50	3	2	5	0	2	4	1	2	4	10
*5	CALATAYUD Ricardo	27:45	6/17	35	6/14	43	0/3	0	2/2	100	2	1	3	0	5	1	1	2	3	14
6	GARAY Alejandro	0:00	0/0	0	0/0	0	0/0	0	0/0	0	0	0	0	0	0	0	0	0	0	0
7	CHEDA Mauricio	1:15	0/1	0	0/1	0	0/0	0	0/0	0	0	0	0	1	1	0	0	0	0	0
*8	NOLASCO Israel	13:01	2/5	40	2/5	40	0/0	0	0/2	0	2	2	4	0	0	1	0	0	1	4
*9	RAMIREZ Juan	38:14	2/8	25	2/7	29	0/1	0	2/2	100	1	3	4	3	3	0	1	4	2	6
10	SANTANA Pablo	11:33	0/7	0	0/5	0	0/2	0	0/0	0	0	1	1	6	1	3	0	2	1	0
11	GRACIA Ivan	0:42	0/1	0	0/0	0	0/1	0	0/0	0	0	0	0	0	0	0	0	0	0	0
12	GIRON Daniel	8:07	0/2	0	0/1	0	0/1	0	0/0	0	0	0	0	0	1	0	0	1	0	0
13	BENITEZ Fernando	29:23	8/13	62	8/13	62	0/0	0	0/2	0	5	4	9	0	2	3	1	4	2	16
14	GUTIERREZ Jose	2:24	0/0	0	0/0	0	0/0	0	0/0	0	0	0	0	0	0	0	1	1	0	0
*15	FELIX Jesus	32:24	5/8	63	0/1	0	5/7	71	2/7	29	0	5	5	1	0	1	0	3	4	17
Team / Coach											3	5	8							
Totals			27/69	39	22/54	41	5/15	33	8/19	42	16	23	39	11	15	13	5	19	17	67
Coach		CENICEROS Javier																		
Assistant Coach		SANTOS Hector																		

	ROU	MEX
Points from Turnovers	17	14
Points in the Paint	34	34
Second Chance Points	12	16
Fast Break Points	0	4

	ROU	MEX
Biggest Lead	11	6
Biggest Scoring Run	12-0 (69-58)	10-0 (47-53)
Lead Changes	5	
Times Tied	4	

LEGEND			
%	Shooting Percentage	(C)	Captain
BS	Blocked Shots	DR	Defensive Rebounds
OR	Offensive Rebounds	OTx	Overtime
S	Suspended	ST	Steals
(I)	Injured	FD	Fouls Drawn
PF	Fouls	PTS	Points
TO	Turnovers	TOT	Total Rebounds
*	Starters	AS	Assists
M/A	Made / Attempts	MIN	Minutes Played
Qx	Quarter Time		

Timing and Results provided by TISSOT



Game No: 44

Shot Chart
Схема бросков

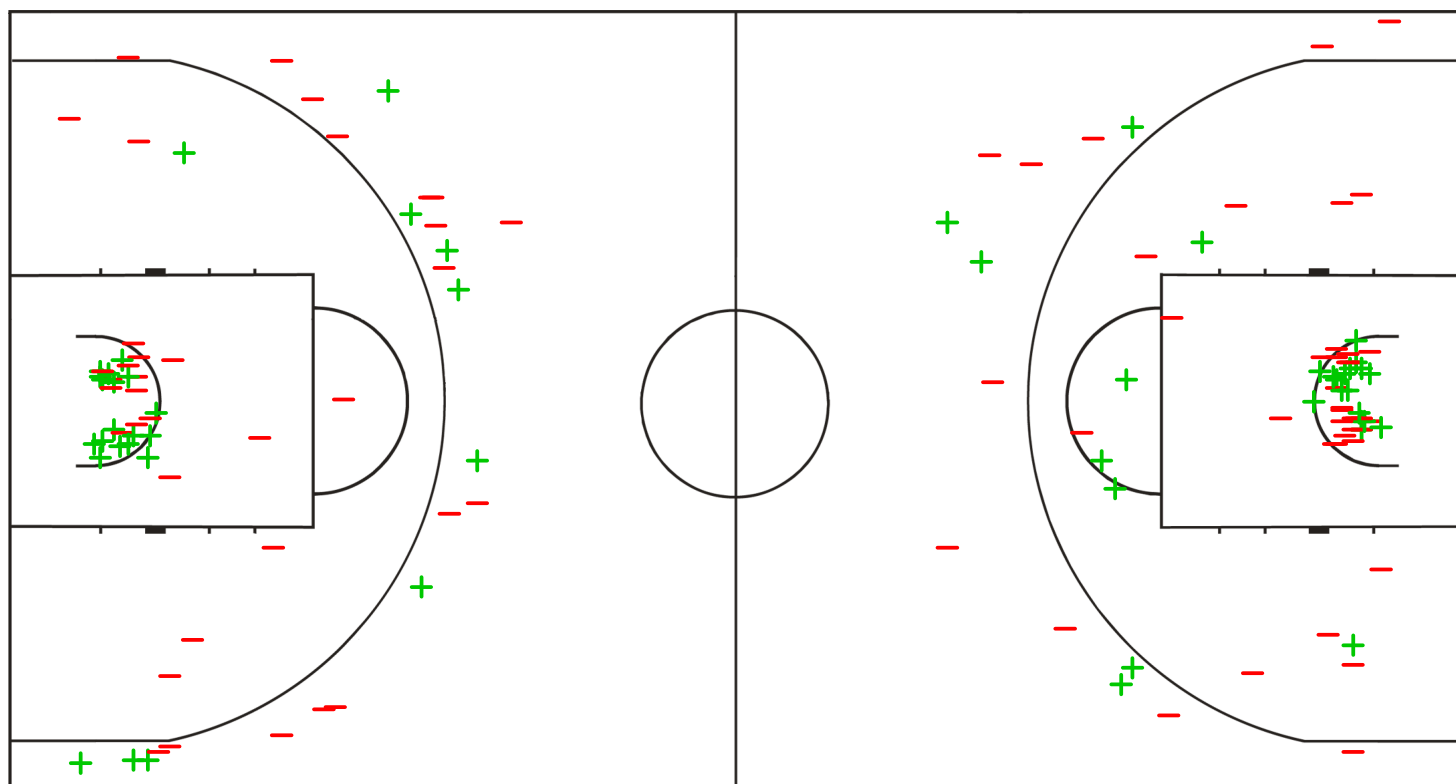
ROU 76 vs 67 MEX
(15 - 15, 22 - 16, 10 - 18, 29 - 18)

Scoring by 5 min intervals:

	Q1		Q2		Q3		Q4	
ROU	8	15	28	37	44	47	57	76
MEX	10	15	21	31	36	49	58	67

ROU - Romania

MEX - Mexico



LEGEND

+ Shot Made

- Shot Missed

Timing and Results provided by **TISSOT**



Game No: 44

Shot Chart
Схема бросков

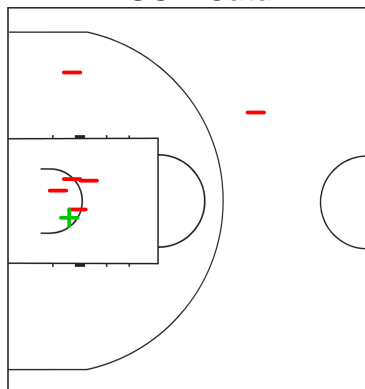
ROU 76 vs 67 MEX
(15 - 15, 22 - 16, 10 - 18, 29 - 18)

Scoring by 5 min intervals:

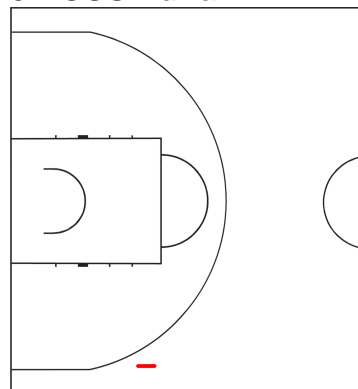
	Q1		Q2		Q3		Q4	
ROU	8	15	28	37	44	47	57	76
MEX	10	15	21	31	36	49	58	67

ROU - Romania

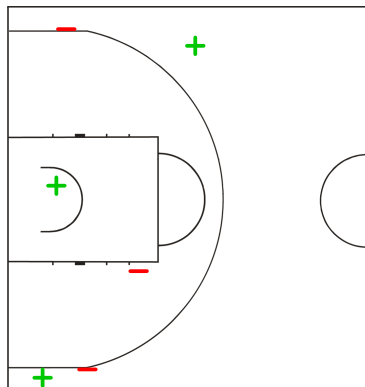
4 PETRISOR Catalin



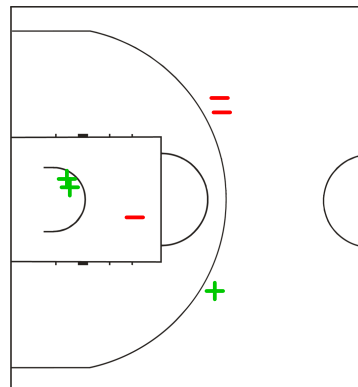
5 ROSU Adrian



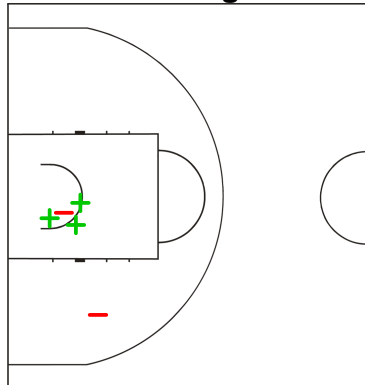
7 CORPODEAN Vlad



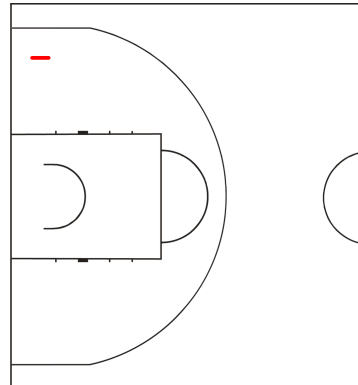
8 ORBEANU Iulian



11 TOTTH George



12 POP Alexandru



LEGEND

+ Shot Made

-

Shot Missed

Timing and Results provided by TISSOT



Game No: 44

Shot Chart
Схема бросков

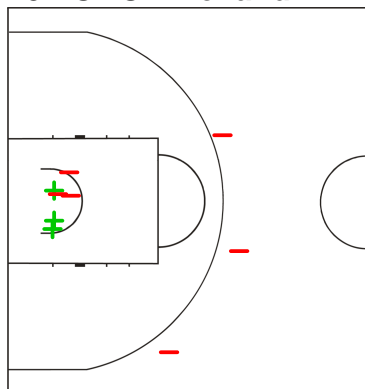
ROU 76 vs 67 MEX
(15 - 15, 22 - 16, 10 - 18, 29 - 18)

Scoring by 5 min intervals:

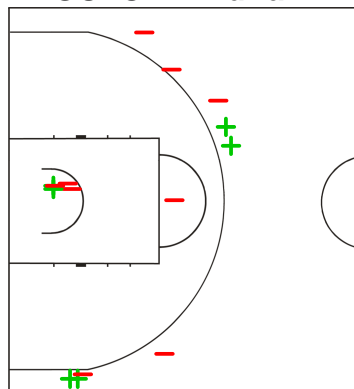
	Q1		Q2		Q3		Q4	
ROU	8	15	28	37	44	47	57	76
MEX	10	15	21	31	36	49	58	67

ROU - Romania

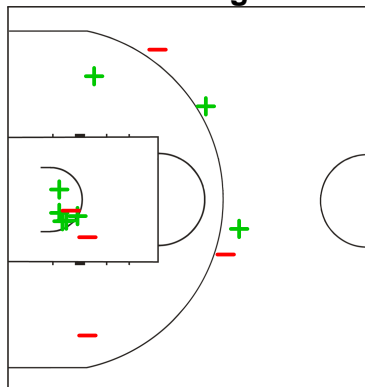
13 TOROK Rolland



14 GUTOAIA Adrian



15 TIBIRNA Bogdan



LEGEND

+ Shot Made

- Shot Missed



Game No: 44

Shot Chart
Схема бросков

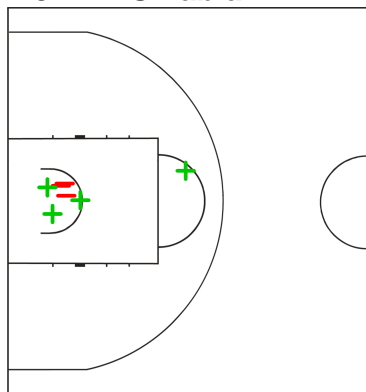
ROU 76 vs 67 MEX
(15 - 15, 22 - 16, 10 - 18, 29 - 18)

Scoring by 5 min intervals:

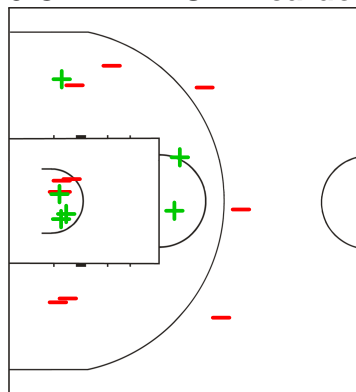
	Q1		Q2		Q3		Q4	
ROU	8	15	28	37	44	47	57	76
MEX	10	15	21	31	36	49	58	67

MEX - Mexico

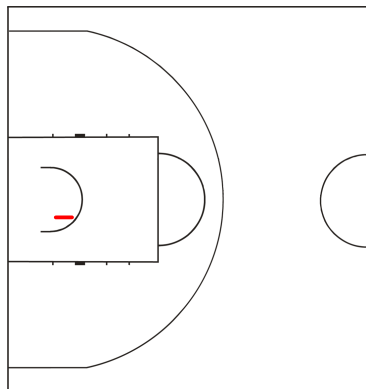
4 JAIMES Fabian



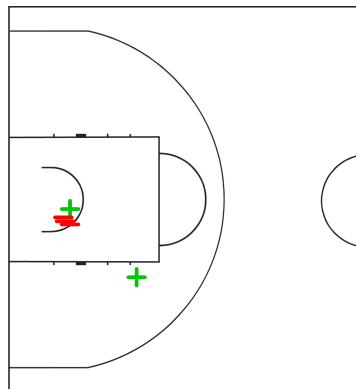
5 CALATAYUD Ricardo



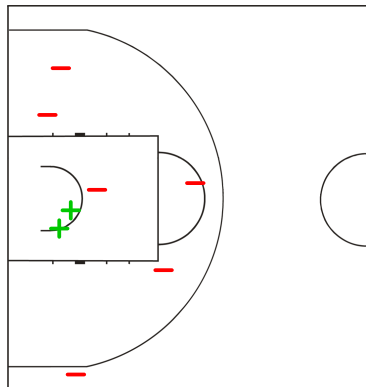
7 CHEDA Mauricio



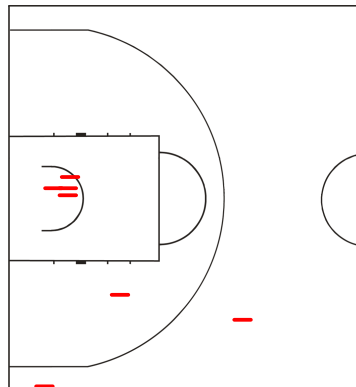
8 NOLASCO Israel



9 RAMIREZ Juan



10 SANTANA Pablo



LEGEND

+ Shot Made

-

Shot Missed

Timing and Results provided by TISSOT



Game No: 44

Shot Chart
Схема бросков

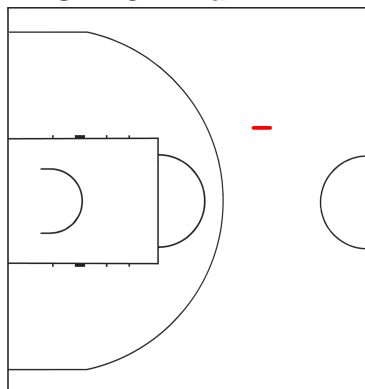
ROU 76 vs 67 MEX
(15 - 15, 22 - 16, 10 - 18, 29 - 18)

Scoring by 5 min intervals:

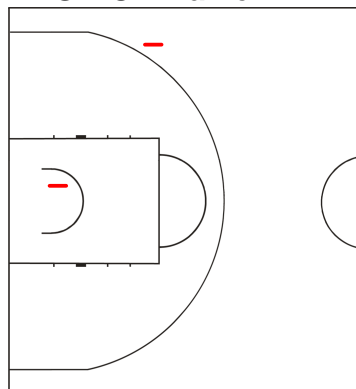
	Q1		Q2		Q3		Q4	
ROU	8	15	28	37	44	47	57	76
MEX	10	15	21	31	36	49	58	67

MEX - Mexico

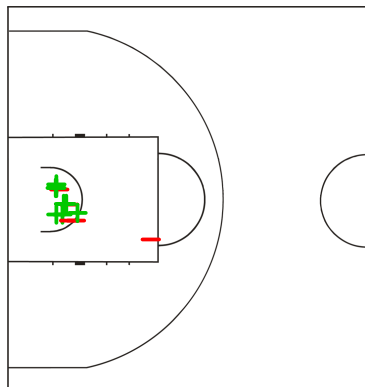
11 GRACIA Ivan



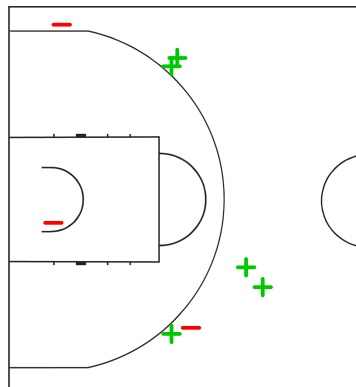
12 GIRON Daniel



13 BENITEZ Fernando



15 FELIX Jesus



LEGEND

+ Shot Made

- Shot Missed



Game No: 44

Lineup Analysis

Анализ

ROU 76 vs 67 MEX

ROU

Lineup efficiency

7	CORPODEAN V	12	POP A	13	TOROK R	14	GUTOAIA A	15	TIBIRNA B	14:44
4	PETRISOR C	7	CORPODEAN V	11	TOTH G	13	TOROK R	14	GUTOAIA A	3:45
7	CORPODEAN V	8	ORBEANU I	12	POP A	14	GUTOAIA A	15	TIBIRNA B	2:59
4	PETRISOR C	6	DUMITRESCU V	8	ORBEANU I	14	GUTOAIA A	15	TIBIRNA B	2:53
6	DUMITRESCU V	8	ORBEANU I	12	POP A	14	GUTOAIA A	15	TIBIRNA B	2:40
4	PETRISOR C	5	ROSU A	6	DUMITRESCU V	8	ORBEANU I	15	TIBIRNA B	2:22
6	DUMITRESCU V	12	POP A	13	TOROK R	14	GUTOAIA A	15	TIBIRNA B	2:18
5	ROSU A	7	CORPODEAN V	11	TOTH G	12	POP A	13	TOROK R	2:12
4	PETRISOR C	6	DUMITRESCU V	7	CORPODEAN V	8	ORBEANU I	11	TOTH G	1:22
4	PETRISOR C	5	ROSU A	7	CORPODEAN V	11	TOTH G	13	TOROK R	1:20
4	PETRISOR C	7	CORPODEAN V	13	TOROK R	14	GUTOAIA A	15	TIBIRNA B	1:05
4	PETRISOR C	5	ROSU A	7	CORPODEAN V	8	ORBEANU I	15	TIBIRNA B	1:05
6	DUMITRESCU V	11	TOTH G	12	POP A	13	TOROK R	14	GUTOAIA A	0:42
4	PETRISOR C	7	CORPODEAN V	8	ORBEANU I	14	GUTOAIA A	15	TIBIRNA B	0:33

Score development

6	DUMITRESCU V	12	POP A	13	TOROK R	14	GUTOAIA A	15	TIBIRNA B	2:18	+9
6	DUMITRESCU V	8	ORBEANU I	12	POP A	14	GUTOAIA A	15	TIBIRNA B	2:40	+8
4	PETRISOR C	7	CORPODEAN V	11	TOTH G	13	TOROK R	14	GUTOAIA A	3:45	+3
4	PETRISOR C	5	ROSU A	7	CORPODEAN V	8	ORBEANU I	15	TIBIRNA B	1:05	+2
4	PETRISOR C	7	CORPODEAN V	8	ORBEANU I	14	GUTOAIA A	15	TIBIRNA B	0:33	+1
7	CORPODEAN V	8	ORBEANU I	12	POP A	14	GUTOAIA A	15	TIBIRNA B	2:59	+1
7	CORPODEAN V	12	POP A	13	TOROK R	14	GUTOAIA A	15	TIBIRNA B	14:44	+1
6	DUMITRESCU V	11	TOTH G	12	POP A	13	TOROK R	14	GUTOAIA A	0:42	-1
4	PETRISOR C	7	CORPODEAN V	13	TOROK R	14	GUTOAIA A	15	TIBIRNA B	1:05	0
4	PETRISOR C	5	ROSU A	7	CORPODEAN V	11	TOTH G	13	TOROK R	1:20	0
4	PETRISOR C	5	ROSU A	6	DUMITRESCU V	8	ORBEANU I	15	TIBIRNA B	2:22	-1
4	PETRISOR C	6	DUMITRESCU V	7	CORPODEAN V	8	ORBEANU I	11	TOTH G	1:22	-4
5	ROSU A	7	CORPODEAN V	11	TOTH G	12	POP A	13	TOROK R	2:12	-4
4	PETRISOR C	6	DUMITRESCU V	8	ORBEANU I	14	GUTOAIA A	15	TIBIRNA B	2:53	-7



Game No: 44

Lineup Analysis

Анализ

MEX

Lineup efficiency


4	JAIMES F	5	CALATAYUD R	9	RAMIREZ J	13	BENITEZ F	15	FELIX J	15:50
4	JAIMES F	9	RAMIREZ J	10	SANTANA P	13	BENITEZ F	15	FELIX J	8:30
4	JAIMES F	5	CALATAYUD R	8	NOLASCO I	9	RAMIREZ J	15	FELIX J	4:28
5	CALATAYUD R	8	NOLASCO I	9	RAMIREZ J	12	GIRON D	13	BENITEZ F	2:24
4	JAIMES F	8	NOLASCO I	9	RAMIREZ J	10	SANTANA P	15	FELIX J	2:10
4	JAIMES F	5	CALATAYUD R	8	NOLASCO I	9	RAMIREZ J	12	GIRON D	1:54
5	CALATAYUD R	9	RAMIREZ J	12	GIRON D	13	BENITEZ F	14	GUTIERREZ J	1:23
4	JAIMES F	5	CALATAYUD R	7	CHEDA M	8	NOLASCO I	12	GIRON D	1:15
9	RAMIREZ J	11	GRACIA I	13	BENITEZ F	14	GUTIERREZ J	15	FELIX J	0:36
4	JAIMES F	9	RAMIREZ J	10	SANTANA P	12	GIRON D	13	BENITEZ F	0:34
4	JAIMES F	5	CALATAYUD R	8	NOLASCO I	12	GIRON D	15	FELIX J	0:31
8	NOLASCO I	9	RAMIREZ J	10	SANTANA P	14	GUTIERREZ J	15	FELIX J	0:19
9	RAMIREZ J	11	GRACIA I	12	GIRON D	13	BENITEZ F	14	GUTIERREZ J	0:06

Score development

4	JAIMES F	9	RAMIREZ J	10	SANTANA P	13	BENITEZ F	15	FELIX J	8:30	+5
8	NOLASCO I	9	RAMIREZ J	10	SANTANA P	14	GUTIERREZ J	15	FELIX J	0:19	+2
4	JAIMES F	5	CALATAYUD R	7	CHEDA M	8	NOLASCO I	12	GIRON D	1:15	+2
4	JAIMES F	5	CALATAYUD R	8	NOLASCO I	9	RAMIREZ J	15	FELIX J	4:28	+2
9	RAMIREZ J	11	GRACIA I	13	BENITEZ F	14	GUTIERREZ J	15	FELIX J	0:36	+1
9	RAMIREZ J	11	GRACIA I	12	GIRON D	13	BENITEZ F	14	GUTIERREZ J	0:06	0
4	JAIMES F	5	CALATAYUD R	8	NOLASCO I	12	GIRON D	15	FELIX J	0:31	0
4	JAIMES F	9	RAMIREZ J	10	SANTANA P	12	GIRON D	13	BENITEZ F	0:34	0
4	JAIMES F	8	NOLASCO I	9	RAMIREZ J	10	SANTANA P	15	FELIX J	2:10	0
5	CALATAYUD R	9	RAMIREZ J	12	GIRON D	13	BENITEZ F	14	GUTIERREZ J	1:23	-2
4	JAIMES F	5	CALATAYUD R	8	NOLASCO I	9	RAMIREZ J	12	GIRON D	1:54	-3
5	CALATAYUD R	8	NOLASCO I	9	RAMIREZ J	12	GIRON D	13	BENITEZ F	2:24	-7
4	JAIMES F	5	CALATAYUD R	9	RAMIREZ J	13	BENITEZ F	15	FELIX J	15:50	-9

LEGEND

+ Shot Made - Shot Missed

Timing and Results provided by  TISSOT



Game No: 51

Start List

Стартовый список

JPN vs MGL

Referee: OVINOV Semen (RUS)

Umpire: RODSAND Torkild (NOR) / AL BULUSHI Ahmed (OMA)

JPN - Japan

No.	Name	Pos	Height m / ft in	Age	Current Games Statistics						
					PPG	FG%	3FG%	FT%	RPG	APG	MPG (GP)
4	NAKAHIGASHI Taito	F	1.90/6'3"	21	2.7	36	0		1.0	1.3	12:02 (3)
5	NAGAYOSHI Yuya	C	1.99/6'6"	21	9.8	41	25	100	5.5	1.0	31:06 (4)
6	UTO Naoki	G	1.87/6'2"	22	10.5	45	0	75	2.5	3.8	22:58 (4)
7	FUJII Yuma	G	1.80/5'11"	21	8.5	37	23	82	3.8	2.3	26:24 (4)
8	KAWAKAMI Sohei	F	1.90/6'3"	22	5.0	27	0	100	2.3	1.3	13:39 (3)
9	FUJITAKA Soichiro	F	1.90/6'3"	21	6.5	67	50	82	3.8	1.5	18:38 (4)
10	HAREYAMA Kebin	F	1.91/6'3"	20	5.0	31	38	80	2.7	0.3	7:40 (3)
11	NOMOTO Kengo	F	1.99/6'6"	21	7.0	33	55	50	4.0	1.0	23:22 (4)
12	MINAGAWA Toru	C	1.99/6'6"	21	2.3	60		75	1.5	0.0	5:16 (4)
13	BANDO Taku	G	1.85/6'1"	21	3.8	26	25	25	1.8	0.0	9:04 (4)
14	HASHIMOTO Kosuke	C	2.02/6'8"	20	8.8	47	50		2.3	0.5	19:47 (4)
15	IKARUGA Seiji	G	1.85/6'1"	19	4.8	46	0	88	1.8	1.3	18:21 (4)
Team			1.91/6'3"	20.8	71.3	40	30	76	34.8	13.5	
Coach		HASEGAWA Kenji									
Assistant Coach		YAMAMOTO Akira					SASSA Norio				

JPN Played		
PR	MEX	71 - 83
PR	ROU	57 - 77
PR	PHI	93 - 51
PR	SRB	64 - 105
PR	MGL	12 JUL


MGL - Mongolia

No.	Name	Pos	Height m / ft in	Age	Current Games Statistics						
					PPG	FG%	3FG%	FT%	RPG	APG	MPG (GP)
4	OTGONBAATAR Sergelen	F	1.78/5'10"	24	6.0	43	50	50	3.3	2.3	24:51 (4)
5	GOTOV Tsenguunbayar	G	1.93/6'4"	23	0.0	0	0		0.8	0.0	7:27 (4)
6	BATTUVSHIN Bilguun	F	1.97/6'6"	24	19.8	53	43	75	5.0	2.3	33:04 (4)
7	BATBOLD Darkhantugs	F	1.82/6'0"	21	1.3	20	0		1.3	0.3	7:20 (3)
8	DAVAASAMBUU Delgernyam	F	1.94/6'4"	23	6.5	38	0		5.0	1.0	25:04 (4)
9	TUNGALAG Sanchir	F	1.90/6'3"	24	17.3	35	33	58	4.0	2.3	28:54 (4)
10	DAVAADORJ Munkhtuvshin	F	1.89/6'2"	24	0.8	8	0	50	0.3	1.3	11:28 (4)
11	ENKHBAT Dulguun	F	1.89/6'2"	21	0.5	50			0.0	0.0	2:21 (4)
12	OTGONBAYAR Ochirbat	C	1.97/6'6"	22	1.8	40		75	2.8	0.0	8:35 (4)
13	TSERENDAGVA Azbayar	G	1.93/6'4"	23	10.5	37	31	80	2.3	1.0	29:21 (4)
14	ENKHTAIVAN Tserenbaatar	C	1.98/6'6"	23	3.3	30	0	17	2.5	0.5	17:25 (4)
15	AVARZED Gansukh	F	1.91/6'3"	21	1.3	40		50	1.3	0.0	5:55 (4)
Team			1.91/6'3"	22.8	68.5	38	29	62	32.8	10.8	
Coach		SUKHBAATAR Tulga									
Assistant Coach		AMGALAN Enkhbaatar									

MGL Played		
PR	SRB	56 - 110
PR	MEX	54 - 108
PR	ROU	72 - 89
PR	PHI	92 - 79
PR	JPN	12 JUL

LEGEND

(1) Point Guard	(2) Shooting Guard	(3) Small Forward	(4) Power Forward	(5) Centre
(C) Captain	3FG% 3 Points Field Goals %	APG Assists per Game	C Centre	F Forward
FG% Field Goals %	FT% Free Throws %	G Guard	GP Games Played	MPG Minutes Played per Game
Pos Playing Position	PPG Points per Game	PR Preliminary Round	RPG Rebounds per Game	

Timing and Results provided by  TISSOT



Game No: 51

Results
Результаты

Attendance: 400

Match Duration: 1:34

JPN 72 vs 75 MGL
(11:20, 27:8, 16:20, 18:27)

Referee: OVINOV Semen (RUS) Commissioner:
Umpire: RODSAND Torkild (NOR) / AL BULUSHI Ahmed (OMA)

Scoring by 5 min intervals:	JPN	Q1		Q2		Q3		Q4	
		M	A	M	A	M	A	M	A
		2	11	24	38	48	54	65	72
	MGL	5	20	22	28	38	48	64	75

JPN - Japan

No.	Name	MIN	Field Goals		2 Points		3 Points		Free Throws		Rebounds			AS	TO	ST	BS	PF	FD	PTS
			M/A	%	M/A	%	M/A	%	M/A	%	OR	DR	TOT							
4	NAKAHIGASHI Taito	0:00	0/0	0	0/0	0	0/0	0	0/0	0	0	0	0	0	0	0	0	0	0	0
*5	NAGAYOSHI Yuya	40:00	5/12	42	5/11	45	0/1	0	1/3	33	7	9	16	1	1	1	2	1	3	11
*6	UTO Naoki	40:00	11/17	65	11/14	79	0/3	0	5/6	83	1	5	6	8	6	2	1	3	4	27
*7	FUJII Yuma	23:19	1/5	20	1/3	33	0/2	0	0/0	0	3	1	4	1	4	2	0	2	0	2
8	KAWAKAMI Sohei	5:10	0/1	0	0/1	0	0/0	0	0/0	0	0	1	1	1	1	1	0	1	1	0
9	FUJITAKA Soichiro	8:54	1/3	33	1/2	50	0/1	0	0/0	0	0	0	0	0	1	0	0	3	1	2
10	HAREYAMA Kebin	0:00	0/0	0	0/0	0	0/0	0	0/0	0	0	0	0	0	0	0	0	0	0	0
*11	NOMOTO Kengo	7:30	0/1	0	0/1	0	0/0	0	0/0	0	0	1	1	1	1	0	0	0	1	0
12	MINAGAWA Toru	0:00	0/0	0	0/0	0	0/0	0	0/0	0	0	0	0	0	0	0	0	0	0	0
13	BANDO Taku	16:49	4/8	50	0/0	0	4/8	50	1/2	50	0	1	1	0	0	0	0	4	3	13
*14	HASHIMOTO Kosuke	35:31	5/15	33	5/14	36	0/1	0	0/2	0	3	3	6	0	1	0	2	1	1	10
15	IKARUGA Seiji	22:47	3/4	75	2/3	67	1/1	100	0/1	0	3	1	4	2	3	0	0	1	4	7
Team / Coach											0	1	1							
Totals			30/66	45	25/49	51	5/17	29	7/14	50	17	23	40	14	18	6	5	16	18	72
Coach		HASEGAWA Kenji																		
Assistant Coach		YAMAMOTO Akira									SASSA Norio									

MGL - Mongolia

No.	Name	MIN	Field Goals		2 Points		3 Points		Free Throws		Rebounds			AS	TO	ST	BS	PF	FD	PTS
			M/A	%	M/A	%	M/A	%	M/A	%	OR	DR	TOT							
*4	OTGONBAATAR Sergelen	33:22	3/6	50	2/5	40	1/1	100	2/2	100	0	1	1	5	1	3	0	3	1	9
5	GOTOV Tsenguunbayar	0:53	0/0	0	0/0	0	0/0	0	0/0	0	0	0	0	0	0	0	0	1	0	0
*6	BATTUVSHIN Bilguun	25:44	5/6	83	3/3	100	2/3	67	0/0	0	1	2	3	2	3	1	0	5	2	12
7	BATBOLD Darkhantugs	10:15	0/0	0	0/0	0	0/0	0	0/0	0	0	0	0	0	0	0	0	1	1	0
8	DAVAASAMBUU Delgermyam	15:20	0/0	0	0/0	0	0/0	0	1/2	50	0	1	1	0	0	1	0	2	2	1
*9	TUNGALAG Sanchir	37:44	12/27	44	8/17	47	4/10	40	5/5	100	2	9	11	3	7	2	1	2	8	33
10	DAVAADORJ Munkhtuvshin	3:02	0/0	0	0/0	0	0/0	0	0/0	0	0	0	0	1	1	0	0	1	1	0
11	ENKHBAT Dulguun	0:00	0/0	0	0/0	0	0/0	0	0/0	0	0	0	0	0	0	0	0	0	0	0
12	OTGONBAYAR Ochirbat	3:58	0/0	0	0/0	0	0/0	0	0/0	0	0	0	0	0	0	0	0	0	0	0
*13	TSERENDAGVA Azbayar	36:17	6/17	35	2/8	25	4/9	44	0/0	0	1	3	4	1	4	1	0	2	0	16
*14	ENKHTAIVAN Tserenbaatar	33:25	2/6	33	2/5	40	0/1	0	0/0	0	4	5	9	0	0	0	0	1	1	4
15	AVARZED Gansukh	0:00	0/0	0	0/0	0	0/0	0	0/0	0	0	0	0	0	0	0	0	0	0	0
Team / Coach											3	2	5		1					
Totals			28/62	45	17/38	45	11/24	46	8/9	89	11	23	34	12	17	8	1	18	16	75
Coach		SUKHBAATAR Tulga																		
Assistant Coach		AMGALAN Enkhbaatar																		

	JPN	MGL
Points from Turnovers	15	15
Points in the Paint	46	30
Second Chance Points	24	9
Fast Break Points	26	6

	JPN	MGL
Biggest Lead	13	11
Biggest Scoring Run	14-0 (25-22)	9-0 (54-51)
Lead Changes	2	
Times Tied	5	

LEGEND			
%	Shooting Percentage	(C)	Captain
BS	Blocked Shots	DR	Defensive Rebounds
OR	Offensive Rebounds	OTx	Overtime
S	Suspended	ST	Steals
(I)	Injured	FD	Fouls Drawn
PF	Fouls	PTS	Points
TO	Turnovers	TOT	Total Rebounds
*	Starters	AS	Assists
M/A	Made / Attempts	MIN	Minutes Played
Qx	Quarter Time		

Timing and Results provided by TISSOT



Game No: 51

Shot Chart
Схема бросков

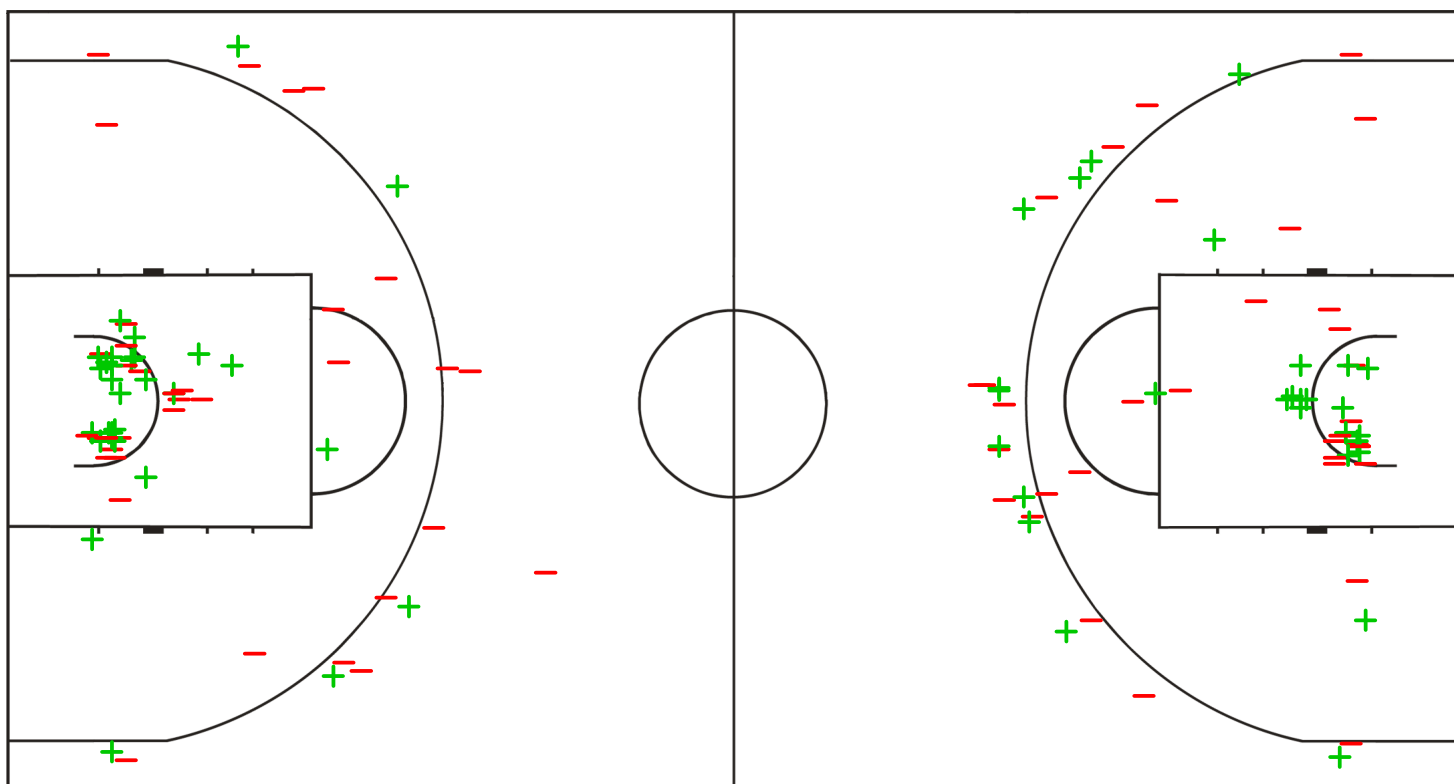
JPN 72 vs 75 MGL
(11 - 20, 27 - 8, 16 - 20, 18 - 27)

Scoring by 5 min intervals:

	Q1		Q2		Q3		Q4	
JPN	2	11	24	38	48	54	65	72
MGL	5	20	22	28	38	48	64	75

JPN - Japan

MGL - Mongolia



LEGEND

+ Shot Made

- Shot Missed

Timing and Results provided by **TISSOT**



Game No: 51

Shot Chart
Схема бросков

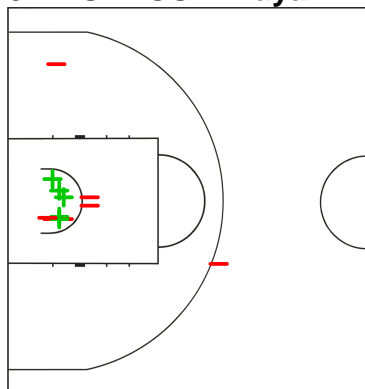
JPN 72 vs 75 MGL
(11 - 20, 27 - 8, 16 - 20, 18 - 27)

Scoring by 5 min intervals:

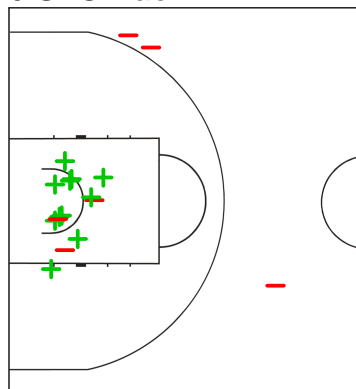
	Q1		Q2		Q3		Q4	
JPN	2	11	24	38	48	54	65	72
MGL	5	20	22	28	38	48	64	75

JPN - Japan

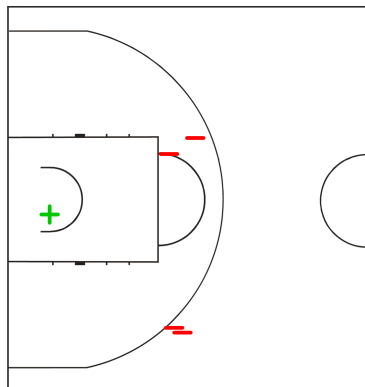
5 NAGAYOSHI Yuya



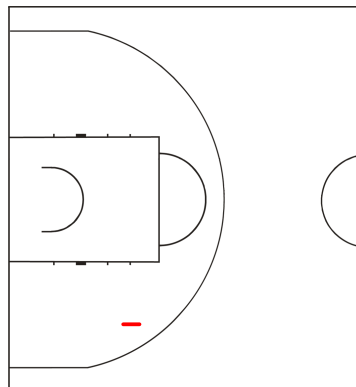
6 UTO Naoki



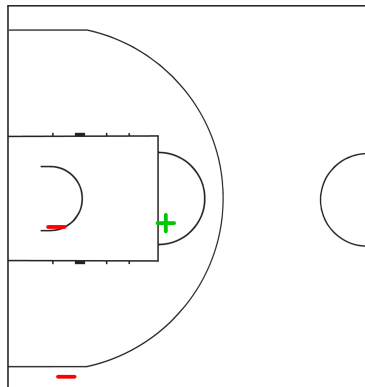
7 FUJII Yuma



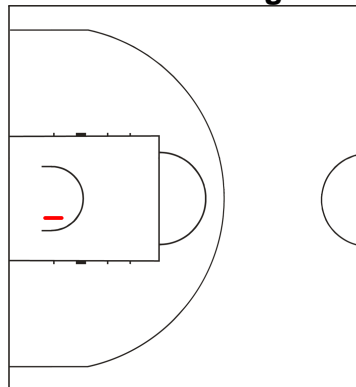
8 KAWAKAMI Sohei



9 FUJITAKA Soichiro



11 NOMOTO Kengo



LEGEND

+ Shot Made

-

Shot Missed

Timing and Results provided by TISSOT



Game No: 51

Shot Chart
Схема бросков

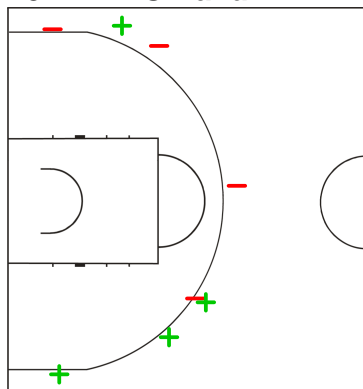
JPN 72 vs 75 MGL
(11 - 20, 27 - 8, 16 - 20, 18 - 27)

Scoring by 5 min intervals:

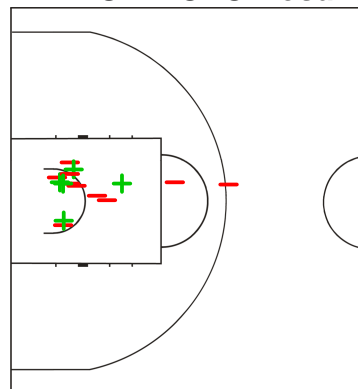
	Q1		Q2		Q3		Q4	
JPN	2	11	24	38	48	54	65	72
MGL	5	20	22	28	38	48	64	75

JPN - Japan

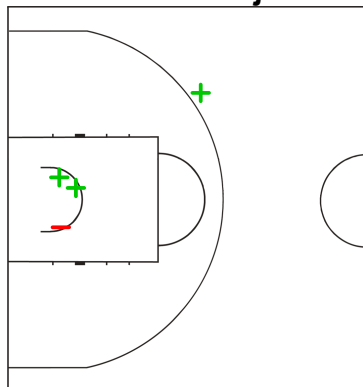
13 BANDO Taku



14 HASHIMOTO Kosuke



15 IKARUGA Seiji



LEGEND

+ Shot Made

- Shot Missed



Game No: 51

Shot Chart
Схема бросков

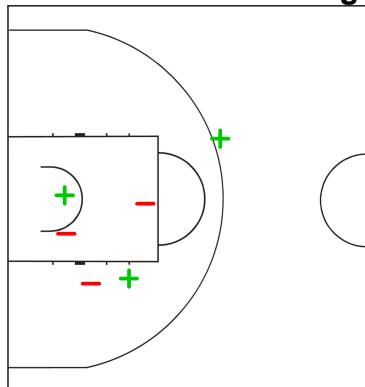
JPN 72 vs 75 MGL
(11 - 20, 27 - 8, 16 - 20, 18 - 27)

Scoring by 5 min intervals:

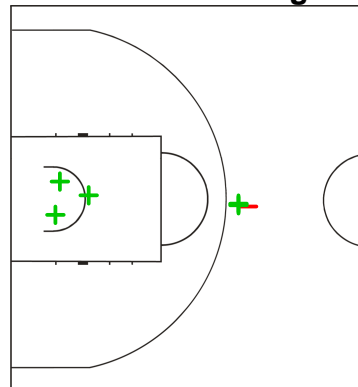
	Q1		Q2		Q3		Q4	
JPN	2	11	24	38	48	54	65	72
MGL	5	20	22	28	38	48	64	75

MGL - Mongolia

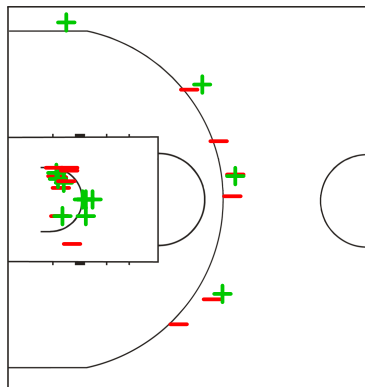
4 OTGONBAATAR Sergelen



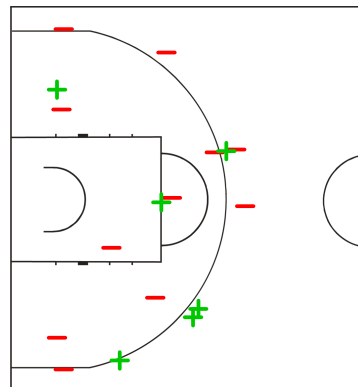
6 BATTUVSHIN Bilguun



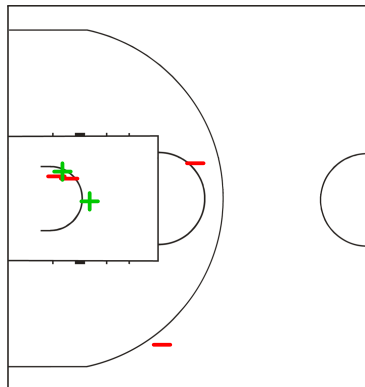
9 TUNGALAG Sanchir



13 TSERENDAGVA Azbayar



14 ENKHTAIVAN Tserenbaatar



LEGEND

+ Shot Made

-

Shot Missed

Timing and Results provided by **TISSOT**



Game No: 51

Lineup Analysis

Анализ

JPN 72 vs 75 MGL

JPN

Lineup efficiency

5	NAGAYOSHI Y	6	UTO N	13	BANDO T	14	HASHIMOTO K	15	IKARUGA S	14:01
5	NAGAYOSHI Y	6	UTO N	7	FUJII Y	9	FUJITAKA S	14	HASHIMOTO K	8:54
5	NAGAYOSHI Y	6	UTO N	7	FUJII Y	14	HASHIMOTO K	15	IKARUGA S	4:25
5	NAGAYOSHI Y	6	UTO N	7	FUJII Y	11	NOMOTO K	14	HASHIMOTO K	3:01
5	NAGAYOSHI Y	6	UTO N	7	FUJII Y	11	NOMOTO K	13	BANDO T	2:48
5	NAGAYOSHI Y	6	UTO N	8	KAWAKAMI S	14	HASHIMOTO K	15	IKARUGA S	2:40
5	NAGAYOSHI Y	6	UTO N	7	FUJII Y	8	KAWAKAMI S	14	HASHIMOTO K	2:30
5	NAGAYOSHI Y	6	UTO N	7	FUJII Y	11	NOMOTO K	15	IKARUGA S	1:41

Score development

5	NAGAYOSHI Y	6	UTO N	13	BANDO T	14	HASHIMOTO K	15	IKARUGA S	14:01	+8
5	NAGAYOSHI Y	6	UTO N	7	FUJII Y	8	KAWAKAMI S	14	HASHIMOTO K	2:30	+4
5	NAGAYOSHI Y	6	UTO N	7	FUJII Y	11	NOMOTO K	13	BANDO T	2:48	+3
5	NAGAYOSHI Y	6	UTO N	8	KAWAKAMI S	14	HASHIMOTO K	15	IKARUGA S	2:40	+2
5	NAGAYOSHI Y	6	UTO N	7	FUJII Y	11	NOMOTO K	15	IKARUGA S	1:41	-3
5	NAGAYOSHI Y	6	UTO N	7	FUJII Y	14	HASHIMOTO K	15	IKARUGA S	4:25	-4
5	NAGAYOSHI Y	6	UTO N	7	FUJII Y	11	NOMOTO K	14	HASHIMOTO K	3:01	-5
5	NAGAYOSHI Y	6	UTO N	7	FUJII Y	9	FUJITAKA S	14	HASHIMOTO K	8:54	-8



Game No: 51

Lineup Analysis

Анализ

MGL

Lineup efficiency


4	OTGONBAATAR S	6	BATTUVSHIN B	9	TUNGALAG S	13	TSERENDAGVA A	14	ENKHTAIVAN T	14:03
4	OTGONBAATAR S	6	BATTUVSHIN B	8	DAVAASAMBUU D	9	TUNGALAG S	13	TSERENDAGVA A	6:35
4	OTGONBAATAR S	8	DAVAASAMBUU D	9	TUNGALAG S	13	TSERENDAGVA A	14	ENKHTAIVAN T	5:55
6	BATTUVSHIN B	7	BATBOLD D	9	TUNGALAG S	13	TSERENDAGVA A	14	ENKHTAIVAN T	2:38
4	OTGONBAATAR S	7	BATBOLD D	9	TUNGALAG S	13	TSERENDAGVA A	14	ENKHTAIVAN T	2:06
7	BATBOLD D	8	DAVAASAMBUU D	9	TUNGALAG S	13	TSERENDAGVA A	14	ENKHTAIVAN T	2:00
4	OTGONBAATAR S	7	BATBOLD D	9	TUNGALAG S	12	OTGONBAYAR O	14	ENKHTAIVAN T	1:22
4	OTGONBAATAR S	6	BATTUVSHIN B	12	OTGONBAYAR O	13	TSERENDAGVA A	14	ENKHTAIVAN T	1:17
7	BATBOLD D	9	TUNGALAG S	10	DAVAADORJ M	12	OTGONBAYAR O	14	ENKHTAIVAN T	1:10
4	OTGONBAATAR S	6	BATTUVSHIN B	9	TUNGALAG S	10	DAVAADORJ M	14	ENKHTAIVAN T	1:02
4	OTGONBAATAR S	5	GOTOV T	9	TUNGALAG S	13	TSERENDAGVA A	14	ENKHTAIVAN T	0:53
7	BATBOLD D	8	DAVAASAMBUU D	10	DAVAADORJ M	13	TSERENDAGVA A	14	ENKHTAIVAN T	0:50
4	OTGONBAATAR S	6	BATTUVSHIN B	7	BATBOLD D	12	OTGONBAYAR O	14	ENKHTAIVAN T	0:09

Score development

4	OTGONBAATAR S	6	BATTUVSHIN B	9	TUNGALAG S	13	TSERENDAGVA A	14	ENKHTAIVAN T	14:03	+13
7	BATBOLD D	8	DAVAASAMBUU D	9	TUNGALAG S	13	TSERENDAGVA A	14	ENKHTAIVAN T	2:00	+6
4	OTGONBAATAR S	7	BATBOLD D	9	TUNGALAG S	13	TSERENDAGVA A	14	ENKHTAIVAN T	2:06	+2
4	OTGONBAATAR S	6	BATTUVSHIN B	7	BATBOLD D	12	OTGONBAYAR O	14	ENKHTAIVAN T	0:09	0
7	BATBOLD D	8	DAVAASAMBUU D	10	DAVAADORJ M	13	TSERENDAGVA A	14	ENKHTAIVAN T	0:50	0
4	OTGONBAATAR S	6	BATTUVSHIN B	12	OTGONBAYAR O	13	TSERENDAGVA A	14	ENKHTAIVAN T	1:17	0
6	BATTUVSHIN B	7	BATBOLD D	9	TUNGALAG S	13	TSERENDAGVA A	14	ENKHTAIVAN T	2:38	0
4	OTGONBAATAR S	8	DAVAASAMBUU D	9	TUNGALAG S	13	TSERENDAGVA A	14	ENKHTAIVAN T	5:55	0
7	BATBOLD D	9	TUNGALAG S	10	DAVAADORJ M	12	OTGONBAYAR O	14	ENKHTAIVAN T	1:10	-2
4	OTGONBAATAR S	6	BATTUVSHIN B	9	TUNGALAG S	10	DAVAADORJ M	14	ENKHTAIVAN T	1:02	-3
4	OTGONBAATAR S	7	BATBOLD D	9	TUNGALAG S	12	OTGONBAYAR O	14	ENKHTAIVAN T	1:22	-3
4	OTGONBAATAR S	6	BATTUVSHIN B	8	DAVAASAMBUU D	9	TUNGALAG S	13	TSERENDAGVA A	6:35	-3
4	OTGONBAATAR S	5	GOTOV T	9	TUNGALAG S	13	TSERENDAGVA A	14	ENKHTAIVAN T	0:53	-7

LEGEND

+ Shot Made - Shot Missed

Timing and Results provided by  TISSOT



Game No: 53

Start List

Стартовый список

SRB vs ROU

Referee: OVINOV Semen (RUS)

Umpire: MILLS Tim (AUS) / GYORFFY Pal Attila (HUN)

SRB - Serbia

No.	Name	Pos	Height m / ft in	Age	Current Games Statistics						
					PPG	FG%	3FG%	FT%	RPG	APG	MPG (GP)
4	DJOKIC Dejan		1.88/6'2"	23	14.0	71	43	90	3.3	5.5	22:34 (4)
5	JOVIC Stefan		1.95/6'5"	22	7.0	65	40	100	4.5	3.0	20:15 (4)
6	DIMIC Milos		1.95/6'5"	23	13.0	73	43	94	2.3	2.8	17:29 (4)
7	MALESEVIC Nikola		2.02/6'8"	23	6.8	36	29	88	3.5	1.5	17:52 (4)
8	DRENOVAC Dorde		1.94/6'4"	20	12.5	77	67	82	3.8	1.8	22:10 (4)
9	KALINIC Nikola		2.02/6'8"	21	7.5	41	0	75	5.8	2.5	21:15 (4)
10	ZIVANOVIC Stefan		1.96/6'5"	24	10.5	58	38	78	2.3	5.0	20:37 (4)
11	MAJSTOROVIC Dorde		2.11/6'11"	23	6.0	55	0	67	3.0	1.5	13:03 (4)
12	GAGIC Dorde		2.08/6'10"	22	11.8	55	0	55	5.8	0.8	14:36 (4)
13	SMILJANIC Ivan		1.99/6'6"	24	0.0				0.0	0.0	0:00 (0)
14	MARKOVIC Nikola		2.04/6'8"	24	13.8	76	67	58	3.8	2.0	16:59 (4)
15	BALABAN Darko		2.12/6'11"	23	7.3	67		50	3.3	1.0	13:07 (4)
Team			2.01/6'7"	22.7	110.0	61	36	77	43.0	27.3	
Coach		POPOVIC Oliver									
Assistant Coach		DOKIC Vladimir									

SRB Played

PR	MGL	110 - 56
PR	PHI	125 - 44
PR	MEX	100 - 48
PR	JPN	105 - 64
PR	ROU	12 JUL

ROU - Romania


No.	Name	Pos	Height m / ft in	Age	Current Games Statistics						
					PPG	FG%	3FG%	FT%	RPG	APG	MPG (GP)
4	PETRISOR Catalin	G	1.87/6'2"	20	5.0	30	18	100	2.8	2.0	18:35 (4)
5	ROSU Adrian	F	1.95/6'5"	22	4.5	50	33	75	3.0	0.3	10:17 (4)
6	DUMITRESCU Vlad	G	1.92/6'4"	23	3.5	45	33	67	2.3	1.5	12:45 (4)
7	CORPODEAN Vlad	G	1.92/6'4"	22	10.0	48	43	90	7.0	2.0	25:42 (4)
8	ORBEANU Iulian	F	2.04/6'8"	23	6.8	52	13	40	3.5	0.0	15:41 (4)
9	IOAN Dan	F	1.95/6'5"	21	3.0	33	33		2.0	4.0	10:32 (1)
10	NEGOITESCU Vlad	F	2.04/6'8"	21	5.7	88		43	1.7	0.3	7:33 (3)
11	TOTH George	C	2.12/6'11"	20	6.5	75		22	3.0	0.0	10:43 (4)
12	POP Alexandru	G	1.80/5'11"	23	2.0	25	0	50	1.8	4.3	20:34 (4)
13	TOROK Roland	F	2.03/6'8"	22	11.8	47	14	71	10.0	1.8	22:47 (4)
14	GUTOAIA Adrian	F	1.98/6'6"	23	19.8	47	29	75	4.0	3.0	28:25 (4)
15	TIBIRNA Bogdan	C	2.11/6'11"	22	12.3	50	25	69	9.5	2.3	26:07 (4)
Team			1.98/6'6"	21.8	87.0	49	26	65	52.0	18.3	
Coach		COSTESCU Tudor									
Assistant Coach		MIRON Paul Ionel									

ROU Played

PR	PHI	106 - 58
PR	JPN	77 - 57
PR	MGL	89 - 72
PR	MEX	76 - 67
PR	SRB	12 JUL

LEGEND

(1) Point Guard	(2) Shooting Guard	(3) Small Forward	(4) Power Forward	(5) Centre
(C) Captain	3FG% 3 Points Field Goals %	APG Assists per Game	C Centre	F Forward
FG% Field Goals %	FT% Free Throws %	G Guard	GP Games Played	MPG Minutes Played per Game
Pos Playing Position	PPG Points per Game	PR Preliminary Round	RPG Rebounds per Game	

Timing and Results provided by  TISSOT



Game No: 53

Results
Результаты

Attendance: 250

Match Duration: 1:50

SRB 78 vs 53 ROU
(20:10, 11:12, 19:22, 28:9)

Referee: OVINOV Semen (RUS)

Commissioner:

Umpire: MILLS Tim (AUS) / GYORFFY Pal Attila (HUN)

Scoring by 5 min intervals:	SRB	Q1		Q2		Q3		Q4	
		M	A	M	A	M	A	M	A
		12	20	28	31	41	50	66	78
	ROU	8	10	16	22	30	44	46	53

SRB - Serbia

No.	Name	MIN	Field Goals		2 Points		3 Points		Free Throws		Rebounds			AS	TO	ST	BS	PF	FD	PTS
			M/A	%	M/A	%	M/A	%	M/A	%	OR	DR	TOT							
4	DJOKIC Dejan	21:47	2/9	22	2/7	29	0/2	0	0/0	0	0	1	1	0	5	0	0	3	1	4
*5	JOVIC Stefan	6:18	1/1	100	1/1	100	0/0	0	0/0	0	0	1	1	0	1	0	0	1	1	2
*6	DIMIC Milos	30:08	4/7	57	2/4	50	2/3	67	2/2	100	0	4	4	3	5	2	0	2	6	12
7	MALESEVIC Nikola	19:08	2/5	40	2/4	50	0/1	0	2/3	67	1	1	2	0	0	2	0	3	1	6
8	DRENOVAC Dorde	0:00	0/0	0	0/0	0	0/0	0	0/0	0	0	0	0	0	0	0	0	0	0	0
*9	KALINIC Nikola	25:45	2/9	22	2/9	22	0/0	0	3/4	75	2	6	8	5	0	4	0	3	4	7
*10	ZIVANOVIC Stefan	33:49	4/8	50	3/4	75	1/4	25	5/6	83	0	1	1	4	5	3	1	1	5	14
11	MAJSTOROVIC Dorde	7:02	1/1	100	1/1	100	0/0	0	3/4	75	2	0	2	2	0	0	0	0	2	5
12	GAGIC Dorde	6:39	1/3	33	1/3	33	0/0	0	2/2	100	1	3	4	1	3	0	1	3	1	4
13	SMILJANIC Ivan	7:50	1/3	33	1/1	100	0/2	0	0/0	0	0	0	0	1	0	0	0	0	0	2
14	MARKOVIC Nikola	21:20	5/9	56	4/8	50	1/1	100	0/2	0	2	9	11	3	0	0	0	3	3	11
*15	BALABAN Darko	20:14	5/7	71	5/7	71	0/0	0	1/2	50	3	7	10	0	1	0	1	2	3	11
Team / Coach											2	1	3							1
Totals			28/62	45	24/49	49	4/13	31	18/25	72	13	34	47	19	20	11	3	22	27	78

Coach	POPOVIC Oliver
Assistant Coach	DOKIC Vladimir

ROU - Romania

No.	Name	MIN	Field Goals		2 Points		3 Points		Free Throws		Rebounds			AS	TO	ST	BS	PF	FD	PTS
			M/A	%	M/A	%	M/A	%	M/A	%	OR	DR	TOT							
4	PETRISOR Catalin	17:13	0/4	0	0/2	0	0/2	0	0/0	0	0	1	1	0	5	0	0	1	0	0
5	ROSU Adrian	10:21	1/3	33	0/0	0	1/3	33	1/2	50	1	1	2	0	1	0	0	1	2	4
6	DUMITRESCU Vlad	10:28	0/0	0	0/0	0	0/0	0	0/0	0	1	1	2	1	0	0	0	1	0	0
*7	CORPODEAN Vlad	29:32	1/4	25	1/4	25	0/0	0	0/0	0	0	1	1	2	0	1	0	2	1	2
8	ORBEANU Iulian	8:44	0/2	0	0/1	0	0/1	0	0/0	0	0	1	1	1	2	0	0	5	0	0
9	IOAN Dan	0:00	0/0	0	0/0	0	0/0	0	0/0	0	0	0	0	0	0	0	0	0	0	0
10	NEGOITESCU Vlad	3:22	0/1	0	0/0	0	0/1	0	1/2	50	0	1	1	0	1	0	1	2	1	1
*11	TOTH George	23:58	8/13	62	8/13	62	0/0	0	4/4	100	0	3	3	0	3	2	3	4	3	20
*12	POP Alexandru	22:47	0/4	0	0/2	0	0/2	0	0/0	0	0	1	1	2	5	1	0	2	1	0
*13	TOROK Rolland	27:55	3/9	33	3/8	38	0/1	0	5/5	100	0	2	2	1	1	1	1	2	6	11
*14	GUTOAIA Adrian	29:39	3/11	27	2/6	33	1/5	20	6/6	100	1	2	3	2	4	2	0	3	4	13
15	TIBIRNA Bogdan	16:01	0/4	0	0/2	0	0/2	0	2/4	50	0	2	2	2	0	0	3	4	2	2
Team / Coach											2	3	5							
Totals			16/55	29	14/38	37	2/17	12	19/23	83	5	19	24	11	23	7	8	27	20	53

Coach	COSTESCU Tudor
Assistant Coach	MIRON Paul Ionel

	SRB	ROU
Points from Turnovers	22	12
Points in the Paint	48	18
Second Chance Points	14	2
Fast Break Points	16	2

	SRB	ROU
Biggest Lead	26	4
Biggest Scoring Run	16-0 (20-8)	6-0 (4-8)
Lead Changes	2	
Times Tied	2	

LEGEND			
%	Shooting Percentage	(C)	Captain
BS	Blocked Shots	DR	Defensive Rebounds
OR	Offensive Rebounds	OTx	Overtime
S	Suspended	ST	Steals
(I)	Injured	FD	Fouls Drawn
PF	Fouls	PTS	Points
TO	Turnovers	TOT	Total Rebounds
*	Starters	AS	Assists
M/A	Made / Attempts	MIN	Minutes Played
Qx	Quarter Time		

Timing and Results provided by TISSOT



Game No: 53

Shot Chart
Схема бросков

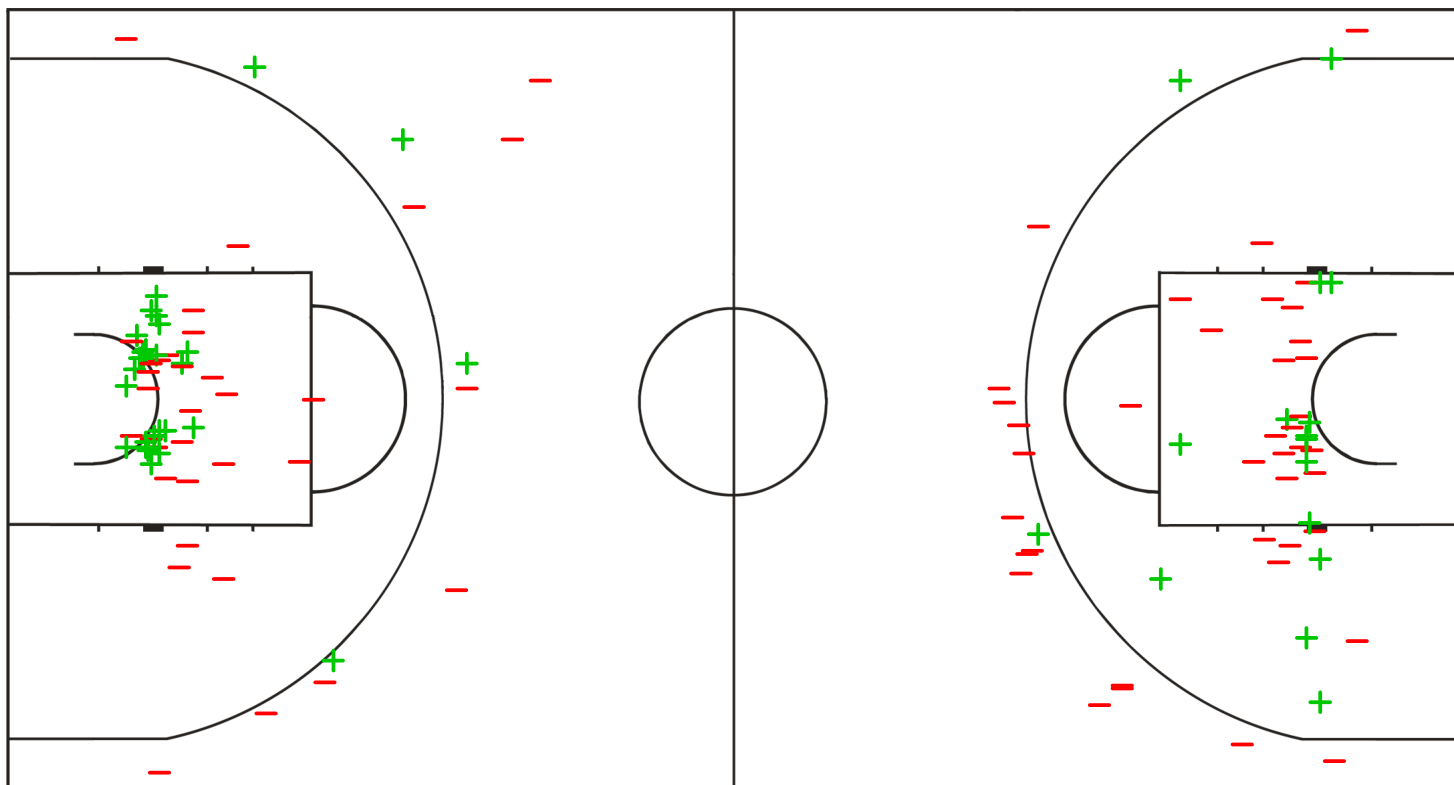
SRB 78 vs 53 ROU
(20 - 10, 11 - 12, 19 - 22, 28 - 9)

Scoring by 5 min intervals:

	Q1		Q2		Q3		Q4	
SRB	12	20	28	31	41	50	66	78
ROU	8	10	16	22	30	44	46	53

SRB - Serbia

ROU - Romania



LEGEND

+ Shot Made

- Shot Missed



Game No: 53

Shot Chart
Схема бросков

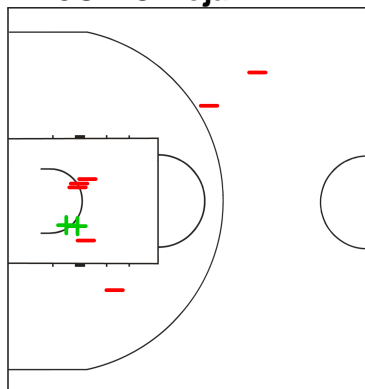
SRB 78 vs 53 ROU
(20 - 10, 11 - 12, 19 - 22, 28 - 9)

Scoring by 5 min intervals:

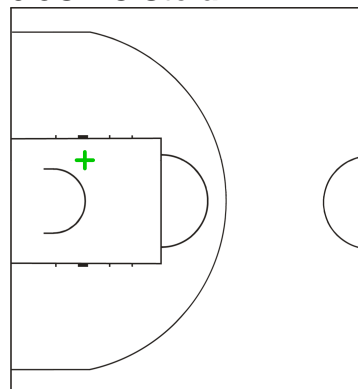
	Q1		Q2		Q3		Q4	
SRB	12	20	28	31	41	50	66	78
ROU	8	10	16	22	30	44	46	53

SRB - Serbia

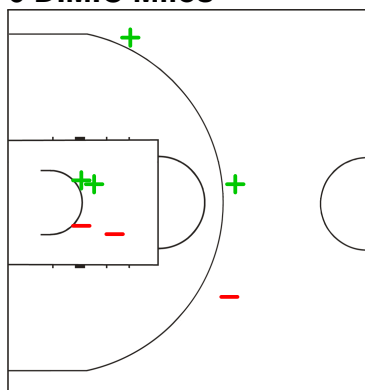
4 DJOKIC Dejan



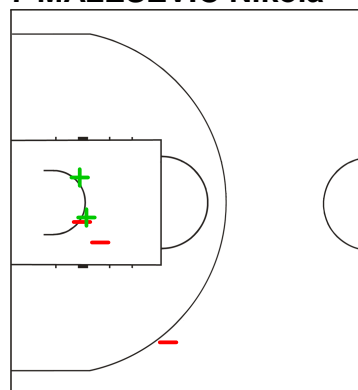
5 JOVIC Stefan



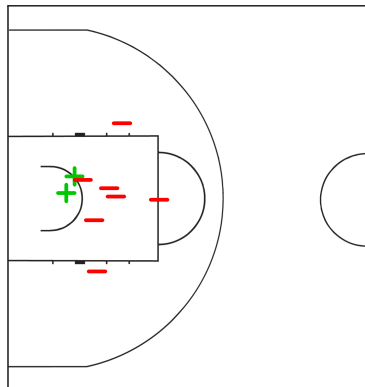
6 DIMIC Milos



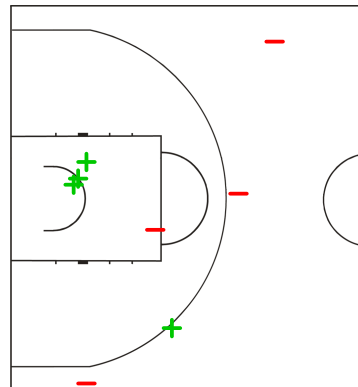
7 MALESEVIC Nikola



9 KALINIC Nikola



10 ZIVANOVIC Stefan



LEGEND

+ Shot Made

- Shot Missed

Timing and Results provided by TISSOT



Game No: 53

Shot Chart
Схема бросков

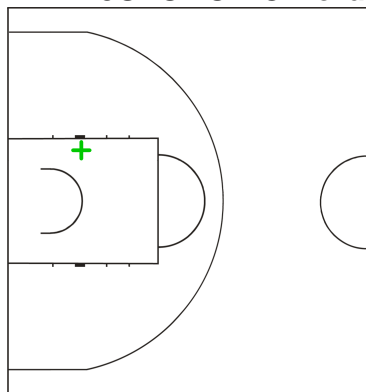
SRB 78 vs 53 ROU
(20 - 10, 11 - 12, 19 - 22, 28 - 9)

Scoring by 5 min intervals:

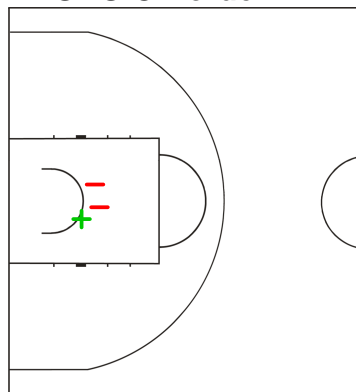
	Q1		Q2		Q3		Q4	
SRB	12	20	28	31	41	50	66	78
ROU	8	10	16	22	30	44	46	53

SRB - Serbia

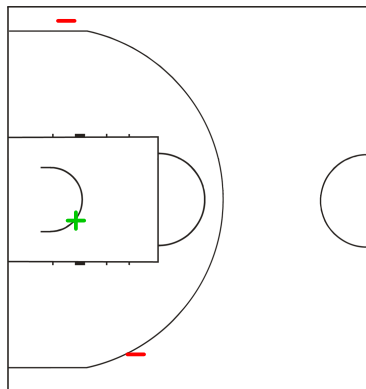
11 MAJSTOROVIC Dorde



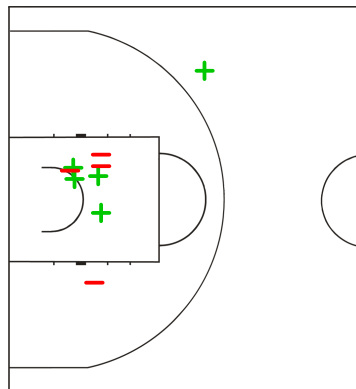
12 GAGIC Dorde



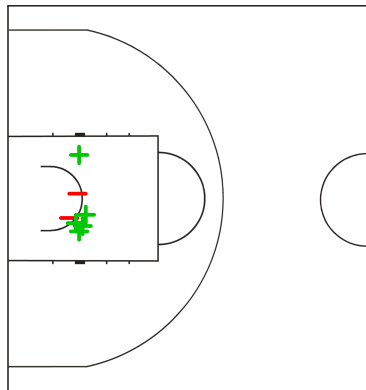
13 SMILJANIC Ivan



14 MARKOVIC Nikola



15 BALABAN Darko



LEGEND

+ Shot Made

-

Shot Missed



Game No: 53

Shot Chart
Схема бросков

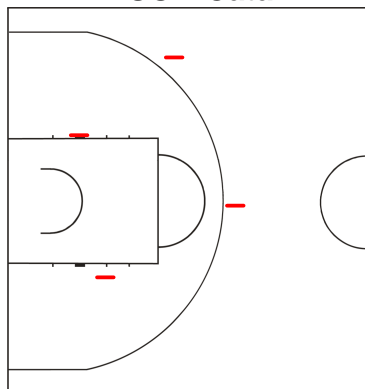
SRB 78 vs 53 ROU
(20 - 10, 11 - 12, 19 - 22, 28 - 9)

Scoring by 5 min intervals:

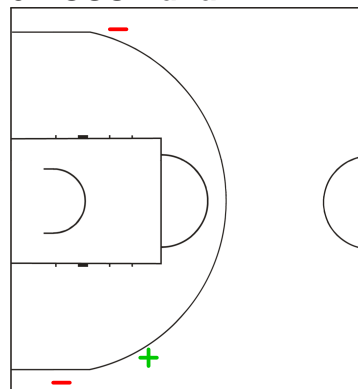
	Q1		Q2		Q3		Q4	
SRB	12	20	28	31	41	50	66	78
ROU	8	10	16	22	30	44	46	53

ROU - Romania

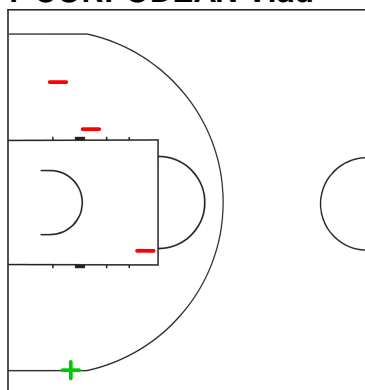
4 PETRISOR Catalin



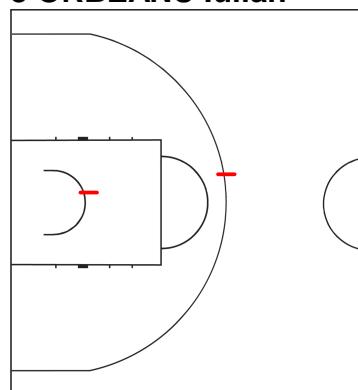
5 ROSU Adrian



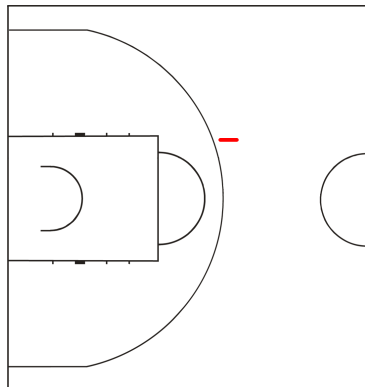
7 CORPODEAN Vlad



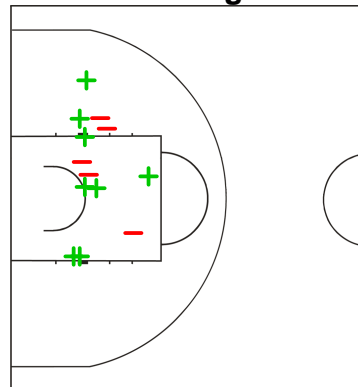
8 ORBEANU Iulian



10 NEGOITESCU Vlad



11 TOTH George



LEGEND

+ Shot Made

-

Shot Missed

Timing and Results provided by TISSOT



Game No: 53

Shot Chart
Схема бросков

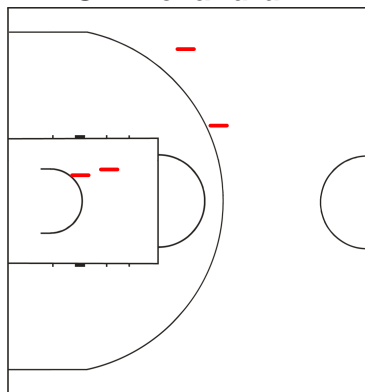
SRB 78 vs 53 ROU
(20 - 10, 11 - 12, 19 - 22, 28 - 9)

Scoring by 5 min intervals:

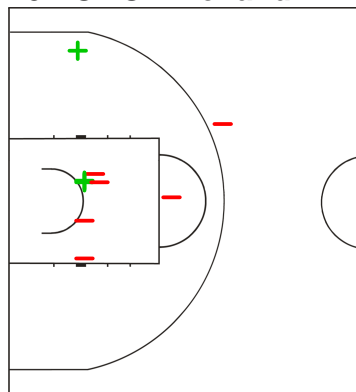
	Q1		Q2		Q3		Q4	
SRB	12	20	28	31	41	50	66	78
ROU	8	10	16	22	30	44	46	53

ROU - Romania

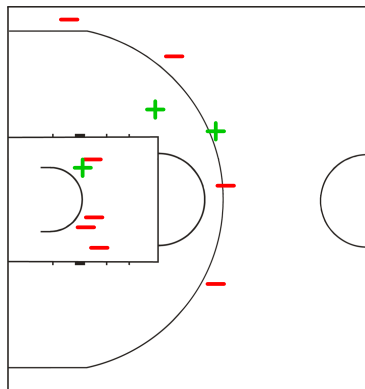
12 POP Alexandru



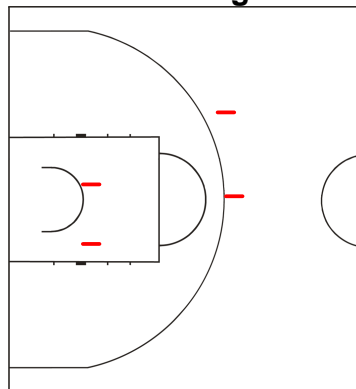
13 TOROK Rolland



14 GUTOAIA Adrian



15 TIBIRNA Bogdan



LEGEND

+ Shot Made

- Shot Missed



Game No: 53

Lineup Analysis

Анализ

SRB 78 vs 53 ROU

SRB

Lineup efficiency

6	DIMIC M	7	MALESEVIC N	9	KALINIC N	10	ZIVANOVIC S	14	MARKOVIC N	6:05
5	JOVIC S	6	DIMIC M	9	KALINIC N	10	ZIVANOVIC S	15	BALABAN D	5:52
6	DIMIC M	9	KALINIC N	10	ZIVANOVIC S	13	SMILJANIC I	15	BALABAN D	5:36
4	DJOKIC D	6	DIMIC M	9	KALINIC N	10	ZIVANOVIC S	15	BALABAN D	4:15
4	DJOKIC D	7	MALESEVIC N	10	ZIVANOVIC S	12	GAGIC D	14	MARKOVIC N	3:55
4	DJOKIC D	6	DIMIC M	7	MALESEVIC N	11	MAJSTOROVIC D	14	MARKOVIC N	3:55
4	DJOKIC D	7	MALESEVIC N	10	ZIVANOVIC S	11	MAJSTOROVIC D	14	MARKOVIC N	3:07
4	DJOKIC D	6	DIMIC M	10	ZIVANOVIC S	14	MARKOVIC N	15	BALABAN D	2:45
4	DJOKIC D	9	KALINIC N	10	ZIVANOVIC S	13	SMILJANIC I	15	BALABAN D	1:06
4	DJOKIC D	7	MALESEVIC N	9	KALINIC N	12	GAGIC D	14	MARKOVIC N	1:00
4	DJOKIC D	6	DIMIC M	7	MALESEVIC N	9	KALINIC N	12	GAGIC D	0:50
4	DJOKIC D	5	JOVIC S	6	DIMIC M	9	KALINIC N	12	GAGIC D	0:26
6	DIMIC M	10	ZIVANOVIC S	13	SMILJANIC I	14	MARKOVIC N	15	BALABAN D	0:24
4	DJOKIC D	9	KALINIC N	10	ZIVANOVIC S	12	GAGIC D	13	SMILJANIC I	0:19
7	MALESEVIC N	9	KALINIC N	10	ZIVANOVIC S	13	SMILJANIC I	15	BALABAN D	0:16
4	DJOKIC D	10	ZIVANOVIC S	12	GAGIC D	13	SMILJANIC I	14	MARKOVIC N	0:09

Score development

6	DIMIC M	7	MALESEVIC N	9	KALINIC N	10	ZIVANOVIC S	14	MARKOVIC N	6:05	+16
4	DJOKIC D	7	MALESEVIC N	10	ZIVANOVIC S	12	GAGIC D	14	MARKOVIC N	3:55	+6
5	JOVIC S	6	DIMIC M	9	KALINIC N	10	ZIVANOVIC S	15	BALABAN D	5:52	+6
4	DJOKIC D	5	JOVIC S	6	DIMIC M	9	KALINIC N	12	GAGIC D	0:26	+4
4	DJOKIC D	6	DIMIC M	7	MALESEVIC N	11	MAJSTOROVIC D	14	MARKOVIC N	3:55	+3
6	DIMIC M	10	ZIVANOVIC S	13	SMILJANIC I	14	MARKOVIC N	15	BALABAN D	0:24	+1
4	DJOKIC D	9	KALINIC N	10	ZIVANOVIC S	13	SMILJANIC I	15	BALABAN D	1:06	+1
4	DJOKIC D	10	ZIVANOVIC S	12	GAGIC D	13	SMILJANIC I	14	MARKOVIC N	0:09	0
4	DJOKIC D	6	DIMIC M	7	MALESEVIC N	9	KALINIC N	12	GAGIC D	0:50	0
4	DJOKIC D	7	MALESEVIC N	9	KALINIC N	12	GAGIC D	14	MARKOVIC N	1:00	0
4	DJOKIC D	6	DIMIC M	10	ZIVANOVIC S	14	MARKOVIC N	15	BALABAN D	2:45	0
4	DJOKIC D	7	MALESEVIC N	10	ZIVANOVIC S	11	MAJSTOROVIC D	14	MARKOVIC N	3:07	-1
4	DJOKIC D	6	DIMIC M	9	KALINIC N	10	ZIVANOVIC S	15	BALABAN D	4:15	0
4	DJOKIC D	9	KALINIC N	10	ZIVANOVIC S	12	GAGIC D	13	SMILJANIC I	0:19	-2
6	DIMIC M	9	KALINIC N	10	ZIVANOVIC S	13	SMILJANIC I	15	BALABAN D	5:36	-3
7	MALESEVIC N	9	KALINIC N	10	ZIVANOVIC S	13	SMILJANIC I	15	BALABAN D	0:16	-6



Game No: 53

Lineup Analysis

Анализ

ROU

Lineup efficiency


7	CORPODEAN V	11	TOTH G	12	POP A	13	TOROK R	14	GUTOAIA A	8:29
4	PETRISOR C	7	CORPODEAN V	11	TOTH G	13	TOROK R	14	GUTOAIA A	4:03
4	PETRISOR C	6	DUMITRESCU V	11	TOTH G	13	TOROK R	14	GUTOAIA A	3:47
5	ROSU A	7	CORPODEAN V	8	ORBEANU I	12	POP A	15	TIBIRNA B	3:33
6	DUMITRESCU V	12	POP A	13	TOROK R	14	GUTOAIA A	15	TIBIRNA B	2:54
7	CORPODEAN V	12	POP A	13	TOROK R	14	GUTOAIA A	15	TIBIRNA B	2:48
4	PETRISOR C	7	CORPODEAN V	8	ORBEANU I	14	GUTOAIA A	15	TIBIRNA B	2:20
6	DUMITRESCU V	11	TOTH G	12	POP A	13	TOROK R	14	GUTOAIA A	2:17
4	PETRISOR C	5	ROSU A	7	CORPODEAN V	10	NEGOITescu V	11	TOTH G	1:58
4	PETRISOR C	5	ROSU A	7	CORPODEAN V	11	TOTH G	13	TOROK R	1:33
4	PETRISOR C	5	ROSU A	7	CORPODEAN V	8	ORBEANU I	11	TOTH G	1:02
4	PETRISOR C	5	ROSU A	7	CORPODEAN V	8	ORBEANU I	15	TIBIRNA B	0:59
7	CORPODEAN V	8	ORBEANU I	11	TOTH G	12	POP A	14	GUTOAIA A	0:49
4	PETRISOR C	6	DUMITRESCU V	13	TOROK R	14	GUTOAIA A	15	TIBIRNA B	0:47
4	PETRISOR C	5	ROSU A	7	CORPODEAN V	13	TOROK R	15	TIBIRNA B	0:43
6	DUMITRESCU V	10	NEGOITescu V	12	POP A	14	GUTOAIA A	15	TIBIRNA B	0:43
7	CORPODEAN V	10	NEGOITescu V	12	POP A	14	GUTOAIA A	15	TIBIRNA B	0:41
5	ROSU A	7	CORPODEAN V	12	POP A	13	TOROK R	15	TIBIRNA B	0:33
4	PETRISOR C	7	CORPODEAN V	8	ORBEANU I	13	TOROK R	14	GUTOAIA A	0:01

Score development

6	DUMITRESCU V	10	NEGOITescu V	12	POP A	14	GUTOAIA A	15	TIBIRNA B	0:43	+6
4	PETRISOR C	6	DUMITRESCU V	13	TOROK R	14	GUTOAIA A	15	TIBIRNA B	0:47	+3
7	CORPODEAN V	10	NEGOITescu V	12	POP A	14	GUTOAIA A	15	TIBIRNA B	0:41	+2
7	CORPODEAN V	8	ORBEANU I	11	TOTH G	12	POP A	14	GUTOAIA A	0:49	+2
4	PETRISOR C	7	CORPODEAN V	8	ORBEANU I	13	TOROK R	14	GUTOAIA A	0:01	0
4	PETRISOR C	5	ROSU A	7	CORPODEAN V	8	ORBEANU I	15	TIBIRNA B	0:59	0
4	PETRISOR C	5	ROSU A	7	CORPODEAN V	10	NEGOITescu V	11	TOTH G	1:58	-1
7	CORPODEAN V	12	POP A	13	TOROK R	14	GUTOAIA A	15	TIBIRNA B	2:48	0
4	PETRISOR C	6	DUMITRESCU V	11	TOTH G	13	TOROK R	14	GUTOAIA A	3:47	-1
5	ROSU A	7	CORPODEAN V	12	POP A	13	TOROK R	15	TIBIRNA B	0:33	-2
4	PETRISOR C	5	ROSU A	7	CORPODEAN V	8	ORBEANU I	11	TOTH G	1:02	-2
4	PETRISOR C	5	ROSU A	7	CORPODEAN V	11	TOTH G	13	TOROK R	1:33	-2
6	DUMITRESCU V	11	TOTH G	12	POP A	13	TOROK R	14	GUTOAIA A	2:17	-2
6	DUMITRESCU V	12	POP A	13	TOROK R	14	GUTOAIA A	15	TIBIRNA B	2:54	-2
5	ROSU A	7	CORPODEAN V	8	ORBEANU I	12	POP A	15	TIBIRNA B	3:33	-3
4	PETRISOR C	5	ROSU A	7	CORPODEAN V	13	TOROK R	15	TIBIRNA B	0:43	-4
4	PETRISOR C	7	CORPODEAN V	8	ORBEANU I	14	GUTOAIA A	15	TIBIRNA B	2:20	-4
4	PETRISOR C	7	CORPODEAN V	11	TOTH G	13	TOROK R	14	GUTOAIA A	4:03	-5
7	CORPODEAN V	11	TOTH G	12	POP A	13	TOROK R	14	GUTOAIA A	8:29	-10

LEGEND

+ Shot Made - Shot Missed

Timing and Results provided by  TISSOT



Game No: 54

Results
Результаты

Attendance: 200

Match Duration: 0:00

MEX 20 vs 0 PHI

Referee: SAREKOSKI Yrjo Johannes (FIN)
Umpire: CROSS Gina (USA) / BATBAYAR Ganzorig (MGL)

Commissioner:

		Q1	Q2	Q3	Q4
Scoring by 5 min intervals:	MEX				
	PHI				

MEX - Mexico

No.	Name	MIN	Field Goals		2 Points		3 Points		Free Throws		Rebounds			AS	TO	ST	BS	PF	FD	PTS	
			M/A	%	M/A	%	M/A	%	M/A	%	OR	DR	TOT								
4	JAIMES Fabian	0:00	0/0	0	0/0	0	0/0	0	0/0	0	0	0	0	0	0	0	0	0	0	0	
5	CALATAYUD Ricardo	0:00	0/0	0	0/0	0	0/0	0	0/0	0	0	0	0	0	0	0	0	0	0	0	
6	GARAY Alejandro	0:00	0/0	0	0/0	0	0/0	0	0/0	0	0	0	0	0	0	0	0	0	0	0	
7	CHEDA Mauricio	0:00	0/0	0	0/0	0	0/0	0	0/0	0	0	0	0	0	0	0	0	0	0	0	
8	NOLASCO Israel	0:00	0/0	0	0/0	0	0/0	0	0/0	0	0	0	0	0	0	0	0	0	0	0	
9	RAMIREZ Juan	0:00	0/0	0	0/0	0	0/0	0	0/0	0	0	0	0	0	0	0	0	0	0	0	
10	SANTANA Pablo	0:00	0/0	0	0/0	0	0/0	0	0/0	0	0	0	0	0	0	0	0	0	0	0	
11	GRACIA Ivan	0:00	0/0	0	0/0	0	0/0	0	0/0	0	0	0	0	0	0	0	0	0	0	0	
12	GIRON Daniel	0:00	0/0	0	0/0	0	0/0	0	0/0	0	0	0	0	0	0	0	0	0	0	0	
13	BENITEZ Fernando	0:00	0/0	0	0/0	0	0/0	0	0/0	0	0	0	0	0	0	0	0	0	0	0	
14	GUTIERREZ Jose	0:00	0/0	0	0/0	0	0/0	0	0/0	0	0	0	0	0	0	0	0	0	0	0	
15	FELIX Jesus	0:00	0/0	0	0/0	0	0/0	0	0/0	0	0	0	0	0	0	0	0	0	0	0	
Team / Coach											0	0	0								
Totals			0/0	0	0/0	0	0/0	0	0/0	0	0	0	0	0	0	0	0	0	0	0	20
Coach		CENICEROS Javier																			
Assistant Coach		SANTOS Hector																			

PHI - Philippines

No.	Name	MIN	Field Goals		2 Points		3 Points		Free Throws		Rebounds			AS	TO	ST	BS	PF	FD	PTS	
			M/A	%	M/A	%	M/A	%	M/A	%	OR	DR	TOT								
4	OCTOBRE Rhaffy	0:00	0/0	0	0/0	0	0/0	0	0/0	0	0	0	0	0	0	0	0	0	0	0	
5	MENDOZAN Vincent	0:00	0/0	0	0/0	0	0/0	0	0/0	0	0	0	0	0	0	0	0	0	0	0	
6	MARQUEZ Miko	0:00	0/0	0	0/0	0	0/0	0	0/0	0	0	0	0	0	0	0	0	0	0	0	
7	CODILLA Alfred	0:00	0/0	0	0/0	0	0/0	0	0/0	0	0	0	0	0	0	0	0	0	0	0	
9	ESCOSIO Hernal	0:00	0/0	0	0/0	0	0/0	0	0/0	0	0	0	0	0	0	0	0	0	0	0	
10	BABIA Angelo	0:00	0/0	0	0/0	0	0/0	0	0/0	0	0	0	0	0	0	0	0	0	0	0	
13	ABAD John	0:00	0/0	0	0/0	0	0/0	0	0/0	0	0	0	0	0	0	0	0	0	0	0	
15	FAJARDO Christian	0:00	0/0	0	0/0	0	0/0	0	0/0	0	0	0	0	0	0	0	0	0	0	0	
17	PEROLINO Chris	0:00	0/0	0	0/0	0	0/0	0	0/0	0	0	0	0	0	0	0	0	0	0	0	
18	CABANERO Arvie	0:00	0/0	0	0/0	0	0/0	0	0/0	0	0	0	0	0	0	0	0	0	0	0	
Team / Coach											0	0	0								
Totals			0/0	0	0/0	0	0/0	0	0/0	0	0	0	0	0	0	0	0	0	0	0	0
Coach		BELANO JR. Felix																			
Assistant Coach		PARMIS Van Halen																			

	MEX	PHI
Points from Turnovers	0	0
Points in the Paint	0	0
Second Chance Points	0	0
Fast Break Points	0	0

	MEX	PHI
Biggest Lead	0	0
Biggest Scoring Run	0-0 (0-0)	0-0 (0-0)
Lead Changes	0	
Times Tied	0	

LEGEND

%	Shooting Percentage	(C)	Captain	(I)	Injured	*	Starters	AS	Assists
BS	Blocked Shots	DR	Defensive Rebounds	FD	Fouls Drawn	M/A	Made / Attempts	MIN	Minutes Played
OR	Offensive Rebounds	OTx	Overtime	PF	Fouls	PTS	Points	Qx	Quarter Time
S	Suspended	ST	Steals	TO	Turnovers	TOT	Total Rebounds		

Timing and Results provided by TISSOT



Result Book

27th Summer Universiade in Kazan 2013



Basketball

Men's Preliminary Round Group C





Game No: 6

Start List

Стартовый список

CZE vs AUS

Referee: KRUG Sergey (RUS)
Umpire: WU Zhiwei (HKG) / BOZHENAR Viktor (UKR)

CZE - Czech Republic

No.	Name	Pos	Height m / ft in	Age	Current Games Statistics						
					PPG	FG%	3FG%	FT%	RPG	APG	MPG (GP)
4	SOTNAR Michal		1.88/6'2"	20	0.0				0.0	0.0	0:00 (0)
5	MARES Michal		1.92/6'4"	20	0.0				0.0	0.0	0:00 (0)
6	ZAMPACH Adam		1.98/6'6"	23	0.0				0.0	0.0	0:00 (0)
7	VLCEK Krystof		1.95/6'5"	21	0.0				0.0	0.0	0:00 (0)
8	CIZ Adam		1.92/6'4"	21	0.0				0.0	0.0	0:00 (0)
9	CVEK Viktor		2.00/6'7"	24	0.0				0.0	0.0	0:00 (0)
10	PETERKA Ondrej		1.98/6'6"	22	0.0				0.0	0.0	0:00 (0)
11	SLAVIK Jiri		2.03/6'8"	23	0.0				0.0	0.0	0:00 (0)
12	JIRICEK Jan		2.03/6'8"	23	0.0				0.0	0.0	0:00 (0)
13	KRAKOVIC Jakub		2.05/6'9"	22	0.0				0.0	0.0	0:00 (0)
14	GNIADEK Martin		2.03/6'8"	23	0.0				0.0	0.0	0:00 (0)
15	VOSLAJER Tomas		2.11/6'11"	22	0.0				0.0	0.0	0:00 (0)
Team			1.99/6'6"	22.0							
Coach		PETERKA Lubomir									
Assistant Coach		BENES Pavel									

CZE Played		
PR	AUS	7 JUL
PR	USA	8 JUL
PR	UAE	10 JUL
PR	CAN	11 JUL
PR	SWE	12 JUL

AUS - Australia

No.	Name	Pos	Height m / ft in	Age	Current Games Statistics						
					PPG	FG%	3FG%	FT%	RPG	APG	MPG (GP)
4	NORTON Mitch	G	/	20	0.0				0.0	0.0	0:00 (0)
5	CADEE Jason	F	/	22	0.0				0.0	0.0	0:00 (0)
6	HADZIOMEROVIC Igor	F	/	21	0.0				0.0	0.0	0:00 (0)
7	ODIGIE Owen	F	/	20	0.0				0.0	0.0	0:00 (0)
8	BLANCHFIELD Todd	F	/	21	0.0				0.0	0.0	0:00 (0)
9	STEINDL Clint	C	/	24	0.0				0.0	0.0	0:00 (0)
10	BROEKHOFF Ryan	G	/	22	0.0				0.0	0.0	0:00 (0)
11	DUMOVIC Andrija	F	/	20	0.0				0.0	0.0	0:00 (0)
12	ELLIS Cody	F	/	23	0.0				0.0	0.0	0:00 (0)
13	YOUNG Mitch	F	/	22	0.0				0.0	0.0	0:00 (0)
14	BAIRSTOW Cameron	F	/	22	0.0				0.0	0.0	0:00 (0)
15	ANDRONICOS Matthew	F	/	21	0.0				0.0	0.0	0:00 (0)
Team			/	21.5							
Coach		LEMANIS Andrej									
Assistant Coach		DOWNER Michael					SHORT Roman				

AUS Played		
PR	CZE	7 JUL
PR	SWE	8 JUL
PR	CAN	10 JUL
PR	USA	11 JUL
PR	UAE	12 JUL

LEGEND

(1) Point Guard	(2) Shooting Guard	(3) Small Forward	(4) Power Forward	(5) Centre
(C) Captain	3FG% 3 Points Field Goals %	APG Assists per Game	C Centre	F Forward
FG% Field Goals %	FT% Free Throws %	G Guard	GP Games Played	MPG Minutes Played per Game
Pos Playing Position	PPG Points per Game	PR Preliminary Round	RPG Rebounds per Game	

Timing and Results provided by TISSOT



Game No: 6

Results
Результат

Match Duration: 1:59

CZE 57 vs 85 AUS
(11:21, 21:15, 11:35, 14:14)

Referee: KRUG Sergey (RUS)

Commissioner:

Umpire: WU Zhiwei (HKG) / BOZHENAR Viktor (UKR)

		Q1		Q2		Q3		Q4	
Scoring by 5 min intervals:	CZE	7	11	17	32	35	43	49	57
	AUS	10	21	24	36	52	71	79	85

CZE - Czech Republic

No.	Name	MIN	Field Goals		2 Points		3 Points		Free Throws		Rebounds			AS	TO	ST	BS	PF	FD	PTS	
			M/A	%	M/A	%	M/A	%	M/A	%	OR	DR	TOT								
4	SOTNAR Michal	15:57	0/3	0	0/2	0	0/1	0	2/4	50	0	1	1	0	3	0	0	2	3	2	
*5	MARES Michal	14:11	1/1	100	0/0	0	1/1	100	0/0	0	0	0	0	1	2	0	0	5	0	3	
6	ZAMPACH Adam	8:30	0/2	0	0/2	0	0/0	0	0/0	0	0	0	0	1	1	0	0	2	0	0	
7	VLCEK Krystof	14:01	1/2	50	1/2	50	0/0	0	1/2	50	0	1	1	0	0	0	0	2	3	3	
*8	CIZ Adam	27:01	5/14	36	3/7	43	2/7	29	2/2	100	0	1	1	2	4	1	0	0	1	14	
9	CVEK Viktor	24:41	1/6	17	0/3	0	1/3	33	5/6	83	3	1	4	1	1	1	0	2	7	8	
*10	PETERKA Ondrej	15:39	2/7	29	1/4	25	1/3	33	0/0	0	1	2	3	0	2	0	0	2	0	5	
11	SLAVIK Jiri	20:57	3/8	38	3/7	43	0/1	0	1/2	50	4	6	10	0	2	0	1	2	2	7	
12	JIRICEK Jan	8:46	0/3	0	0/3	0	0/0	0	1/2	50	1	2	3	1	1	1	0	2	1	1	
13	KRAKOVIC Jakub	16:41	1/6	17	1/6	17	0/0	0	5/6	83	0	1	1	0	1	0	1	3	4	7	
*14	GNIADK Martin	15:20	0/2	0	0/2	0	0/0	0	0/0	0	0	1	1	0	2	0	0	3	1	0	
*15	VOSLAJER Tomas	18:16	1/4	25	1/4	25	0/0	0	5/6	83	2	8	10	1	1	0	0	2	5	7	
Team / Coach											2	4	6								
Totals			15/58	26	10/42	24	5/16	31	22/30	73	13	28	41	6	21	4	2	27	27	57	


AUS - Australia

No.	Name	MIN	Field Goals		2 Points		3 Points		Free Throws		Rebounds			AS	TO	ST	BS	PF	FD	PTS	
			M/A	%	M/A	%	M/A	%	M/A	%	OR	DR	TOT								
*4	NORTON Mitch	21:15	1/5	20	1/1	100	0/4	0	2/2	100	0	0	0	1	0	2	0	2	6	4	
5	CADEE Jason	16:38	1/5	20	0/4	0	1/1	100	0/0	0	1	2	3	2	3	2	0	5	0	3	
6	HADZIOMEROVIC Igor	13:52	1/4	25	1/3	33	0/1	0	0/2	0	1	0	1	3	1	1	0	0	2	2	
7	ODIGIE Owen	10:50	0/1	0	0/1	0	0/0	0	0/2	0	1	1	2	0	0	0	0	2	2	0	
8	BLANCHFIELD Todd	18:09	6/8	75	3/3	100	3/5	60	0/0	0	2	1	3	2	4	1	0	3	0	15	
*9	STEINDL Clint	19:40	5/12	42	0/3	0	5/9	56	0/0	0	0	1	1	2	1	1	0	1	0	15	
*10	BROEKHOFF Ryan	19:36	1/6	17	1/4	25	0/2	0	6/6	100	1	1	2	3	0	2	0	1	3	8	
*11	DUMOVIC Andrija	9:58	0/1	0	0/1	0	0/0	0	1/2	50	1	3	4	0	1	0	0	5	3	1	
12	ELLIS Cody	21:15	2/5	40	1/3	33	1/2	50	9/12	75	0	6	6	2	0	0	2	3	7	14	
13	YOUNG Mitch	22:07	5/8	63	5/8	63	0/0	0	2/2	100	0	2	2	2	1	1	1	2	3	12	
*14	BAIRSTOW Cameron	23:24	5/13	38	5/12	42	0/1	0	1/1	100	7	5	12	4	4	1	0	2	1	11	
15	ANDRONICOS Matthew	3:16	0/0	0	0/0	0	0/0	0	0/0	0	0	1	1	0	1	0	0	1	0	0	
Team / Coach											1	8	9		0						
Totals			27/68	40	17/43	40	10/25	40	21/29	72	15	31	46	21	16	11	3	27	27	85	

	CZE	AUS
Points from Turnovers	8	24
Points in the Paint	20	32
Second Chance Points	8	12
Fast Break Points	6	10

	CZE	AUS
Biggest Lead	3	31
Biggest Scoring Run	7-0 (57-81)	21-0 (35-57)
Lead Changes		1
Times Tied		3

LEGEND			
%	Shooting Percentage	(C)	Captain
BS	Blocked Shots	DR	Defensive Rebounds
OR	Offensive Rebounds	OTx	Overtime
S	Suspended	ST	Steals
(I)	Injured	FD	Fouls Drawn
		PF	Fouls
		TO	Turnovers
*	Starters	M/A	Made / Attempts
		PTS	Points
		TOT	Total Rebounds
AS	Assists	MIN	Minutes Played
		Qx	Quarter Time

Timing and Results provided by  TISSOT



Game No: 6

Shot Chart
Схема бросков

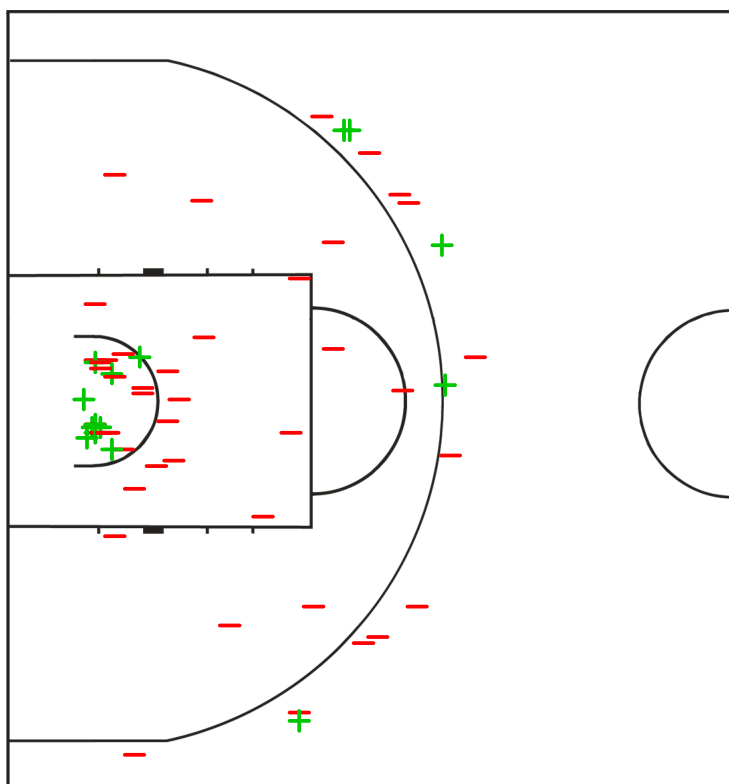
CZE 57 vs 85 AUS

(11 - 21, 21 - 15, 11 - 35, 14 - 14)

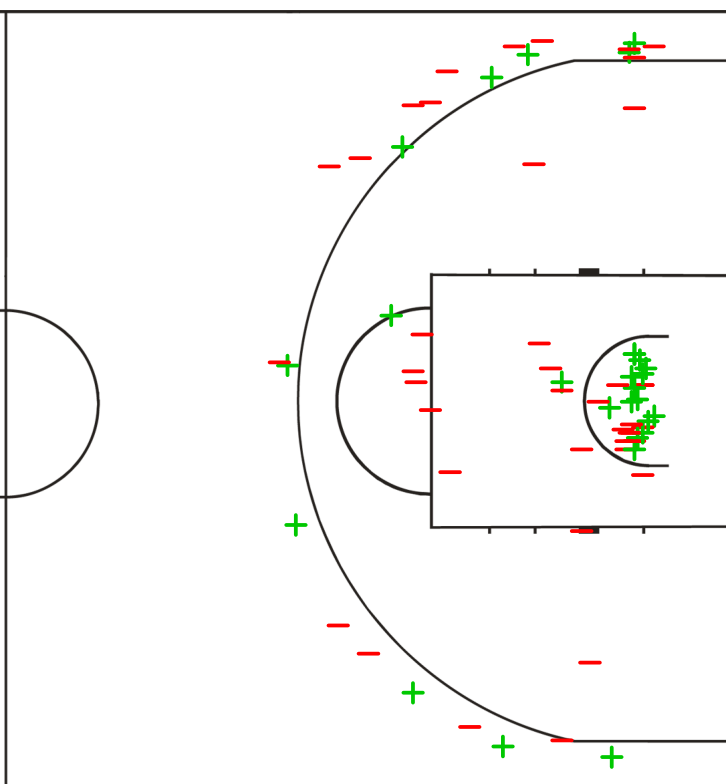
Scoring by 5 min intervals:

	Q1		Q2		Q3		Q4	
CZE	7	11	17	32	35	43	49	57
AUS	10	21	24	36	52	71	79	85

CZE - Czech Republic



AUS - Australia



LEGEND

+ Shot Made

- Shot Missed

Timing and Results provided by **TISSOT**



Game No: 6

Shot Chart

Схема бросков

CZE 57 vs 85 AUS

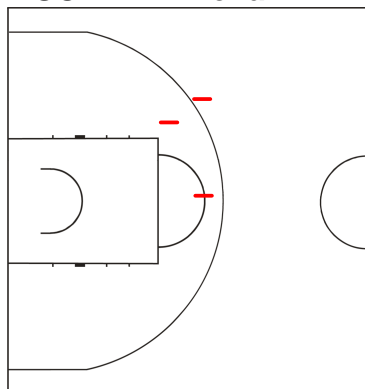
(11 - 21, 21 - 15, 11 - 35, 14 - 14)

Scoring by 5 min intervals:

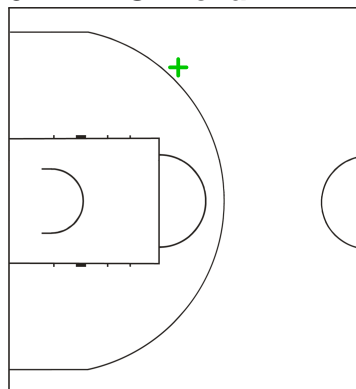
	Q1		Q2		Q3		Q4	
CZE	7	11	17	32	35	43	49	57
AUS	10	21	24	36	52	71	79	85

CZE - Czech Republic

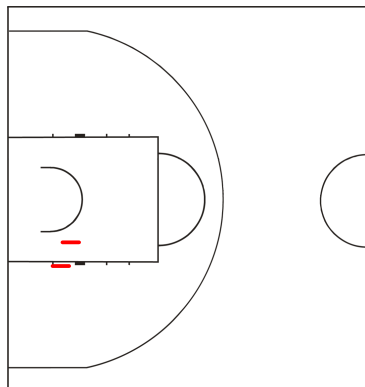
4 SOTNAR Michal



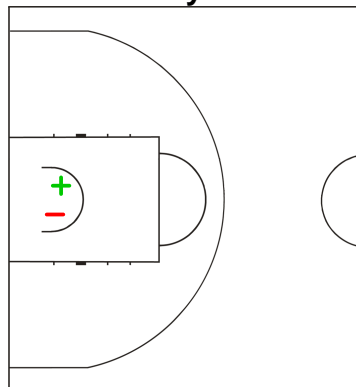
5 MARES Michal



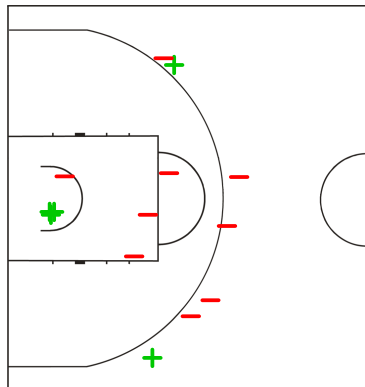
6 ZAMPACH Adam



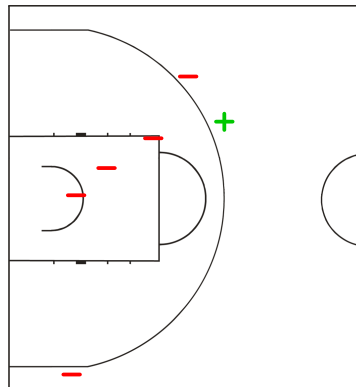
7 VLCEK Krystof



8 CIZ Adam



9 CVEK Viktor



LEGEND

+ Shot Made

-

Shot Missed

Timing and Results provided by TISSOT



Game No: 6

Shot Chart

Схема бросков

CZE 57 vs 85 AUS

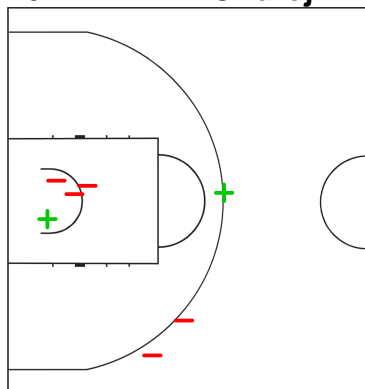
(11 - 21, 21 - 15, 11 - 35, 14 - 14)

Scoring by 5 min intervals:

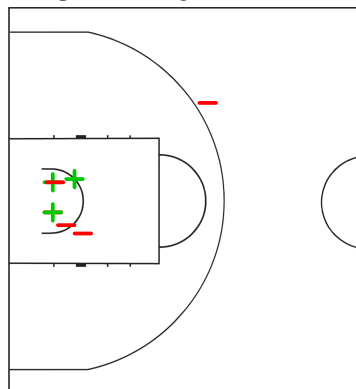
	Q1		Q2		Q3		Q4	
CZE	7	11	17	32	35	43	49	57
AUS	10	21	24	36	52	71	79	85

CZE - Czech Republic

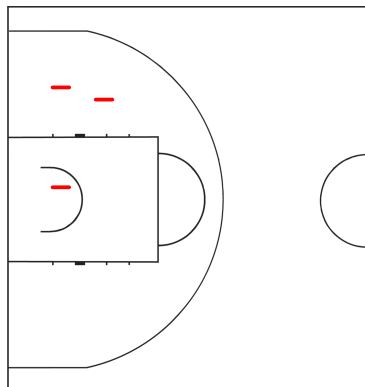
10 PETERKA Ondrej



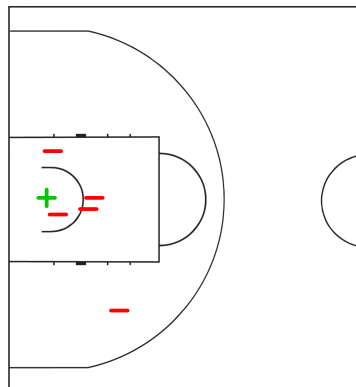
11 SLAVIK Jiri



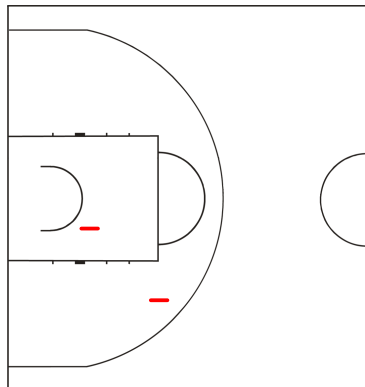
12 JIRICEK Jan



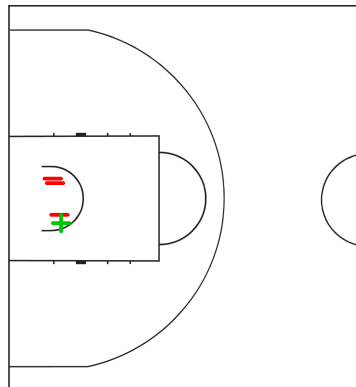
13 KRAKOVIC Jakub



14 GNIADK Martin



15 VOSLAJER Tomas



LEGEND

+ Shot Made

-

Shot Missed

Timing and Results provided by **TISSOT**



Game No: 6

Shot Chart

Схема бросков

CZE 57 vs 85 AUS

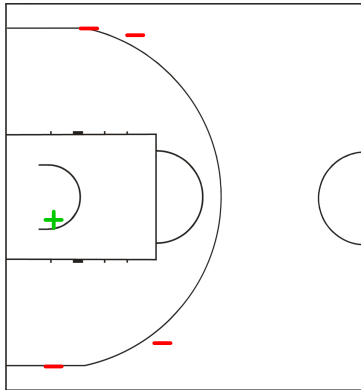
(11 - 21, 21 - 15, 11 - 35, 14 - 14)

Scoring by 5 min intervals:

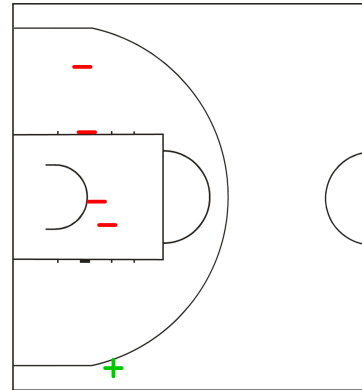
	Q1		Q2		Q3		Q4	
CZE	7	11	17	32	35	43	49	57
AUS	10	21	24	36	52	71	79	85

AUS - Australia

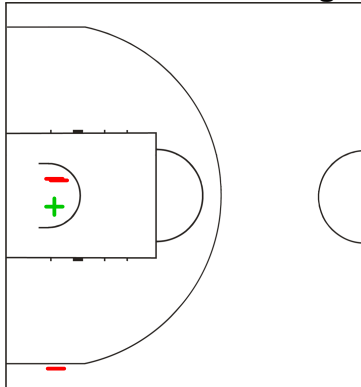
4 NORTON Mitch



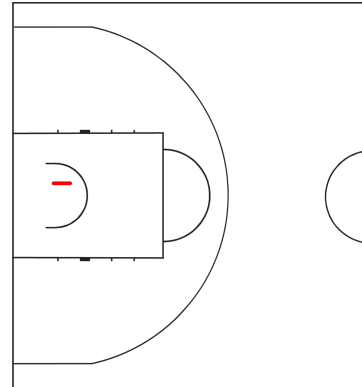
5 CADEE Jason



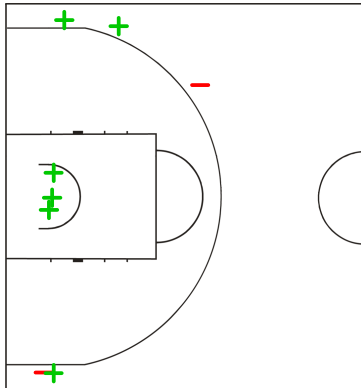
6 HADZIOMEROVIC Igor



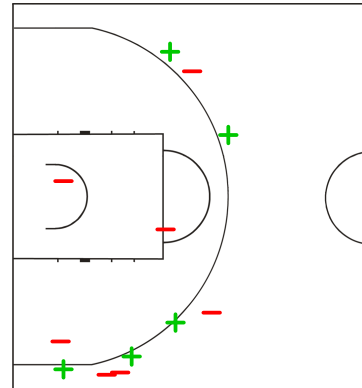
7 ODIGIE Owen



8 BLANCHFIELD Todd



9 STEINDL Clint



LEGEND

+ Shot Made

-

Shot Missed

Timing and Results provided by TISSOT



Game No: 6

Shot Chart
Схема бросков

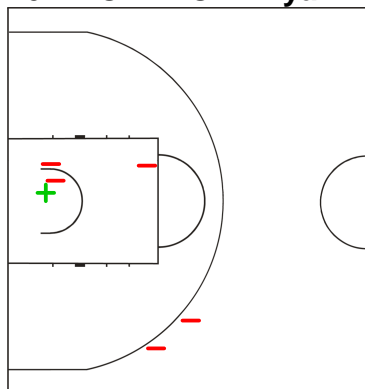
CZE 57 vs 85 AUS
(11 - 21, 21 - 15, 11 - 35, 14 - 14)

Scoring by 5 min intervals:

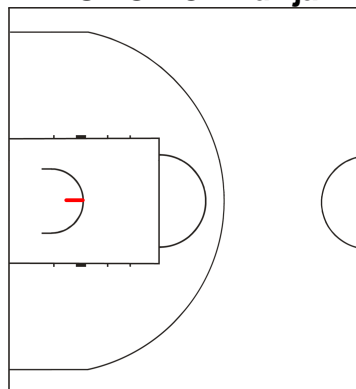
	Q1		Q2		Q3		Q4	
CZE	7	11	17	32	35	43	49	57
AUS	10	21	24	36	52	71	79	85

AUS - Australia

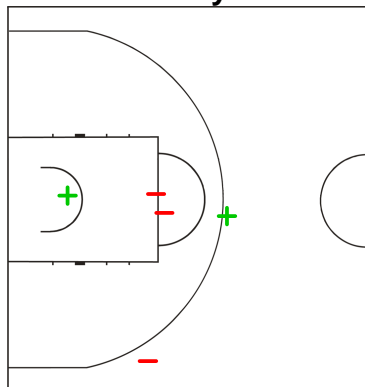
10 BROEKHOFF Ryan



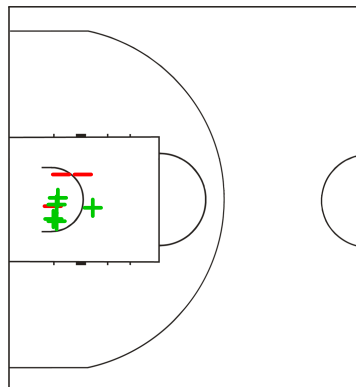
11 DUMOVIC Andrija



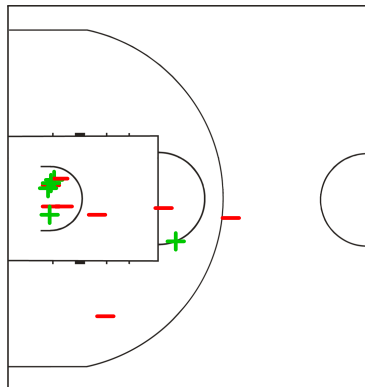
12 ELLIS Cody



13 YOUNG Mitch



14 BAIRSTOW Cameron



LEGEND

+ Shot Made

- Shot Missed



Game No: 6

Lineup Analysis

Анализ

CZE 57 vs 85 AUS

CZE

Lineup efficiency

5	Mares M	8	Ciz A	10	Peterka O	14	Gniadek M	15	Voslajer T	4:22
8	Ciz A	9	Cvek V	10	Peterka O	11	Slavik J	12	Jiricek J	3:43
4	Sotnar M	7	Vlcek K	9	Cvek V	11	Slavik J	13	Krakovic J	3:40
7	Vlcek K	8	Ciz A	9	Cvek V	12	Jiricek J	15	Voslajer T	3:16
4	Sotnar M	6	Zampach A	7	Vlcek K	13	Krakovic J	15	Voslajer T	2:39
8	Ciz A	9	Cvek V	10	Peterka O	11	Slavik J	14	Gniadek M	2:33
7	Vlcek K	8	Ciz A	9	Cvek V	13	Krakovic J	15	Voslajer T	2:25
5	Mares M	8	Ciz A	9	Cvek V	14	Gniadek M	15	Voslajer T	2:20
4	Sotnar M	6	Zampach A	8	Ciz A	11	Slavik J	13	Krakovic J	1:52
5	Mares M	8	Ciz A	9	Cvek V	11	Slavik J	14	Gniadek M	1:46
5	Mares M	8	Ciz A	10	Peterka O	11	Slavik J	14	Gniadek M	1:21
8	Ciz A	9	Cvek V	10	Peterka O	11	Slavik J	15	Voslajer T	1:19
4	Sotnar M	6	Zampach A	7	Vlcek K	13	Krakovic J	14	Gniadek M	1:17
4	Sotnar M	8	Ciz A	10	Peterka O	11	Slavik J	13	Krakovic J	1:06
4	Sotnar M	5	Mares M	6	Zampach A	12	Jiricek J	13	Krakovic J	1:03
5	Mares M	8	Ciz A	9	Cvek V	11	Slavik J	15	Voslajer T	0:58
4	Sotnar M	5	Mares M	9	Cvek V	14	Gniadek M	15	Voslajer T	0:57
4	Sotnar M	5	Mares M	6	Zampach A	11	Slavik J	13	Krakovic J	0:55
4	Sotnar M	9	Cvek V	10	Peterka O	11	Slavik J	14	Gniadek M	0:44
4	Sotnar M	6	Zampach A	7	Vlcek K	12	Jiricek J	13	Krakovic J	0:44
4	Sotnar M	9	Cvek V	10	Peterka O	11	Slavik J	13	Krakovic J	0:31
4	Sotnar M	5	Mares M	9	Cvek V	11	Slavik J	13	Krakovic J	0:29

Score development

4	Sotnar M	9	Cvek V	10	Peterka O	11	Slavik J	13	Krakovic J	0:31	+2
5	Mares M	8	Ciz A	9	Cvek V	11	Slavik J	15	Voslajer T	0:58	+2
4	Sotnar M	6	Zampach A	7	Vlcek K	13	Krakovic J	15	Voslajer T	2:39	+2
4	Sotnar M	6	Zampach A	7	Vlcek K	12	Jiricek J	13	Krakovic J	0:44	+1
7	Vlcek K	8	Ciz A	9	Cvek V	13	Krakovic J	15	Voslajer T	2:25	+1
5	Mares M	8	Ciz A	10	Peterka O	14	Gniadek M	15	Voslajer T	4:22	+1
4	Sotnar M	5	Mares M	9	Cvek V	11	Slavik J	13	Krakovic J	0:29	0
4	Sotnar M	9	Cvek V	10	Peterka O	11	Slavik J	14	Gniadek M	0:44	0
4	Sotnar M	5	Mares M	6	Zampach A	11	Slavik J	13	Krakovic J	0:55	0
4	Sotnar M	6	Zampach A	7	Vlcek K	13	Krakovic J	14	Gniadek M	1:17	-1
5	Mares M	8	Ciz A	9	Cvek V	11	Slavik J	14	Gniadek M	1:46	-1
8	Ciz A	9	Cvek V	10	Peterka O	11	Slavik J	14	Gniadek M	2:33	0
8	Ciz A	9	Cvek V	10	Peterka O	11	Slavik J	12	Jiricek J	3:43	0
4	Sotnar M	5	Mares M	9	Cvek V	14	Gniadek M	15	Voslajer T	0:57	-2
4	Sotnar M	6	Zampach A	8	Ciz A	11	Slavik J	13	Krakovic J	1:52	-2
7	Vlcek K	8	Ciz A	9	Cvek V	12	Jiricek J	15	Voslajer T	3:16	-2
5	Mares M	8	Ciz A	9	Cvek V	14	Gniadek M	15	Voslajer T	2:20	-3
5	Mares M	8	Ciz A	10	Peterka O	11	Slavik J	14	Gniadek M	1:21	-4
4	Sotnar M	7	Vlcek K	9	Cvek V	11	Slavik J	13	Krakovic J	3:40	-4
4	Sotnar M	5	Mares M	6	Zampach A	12	Jiricek J	13	Krakovic J	1:03	-5
8	Ciz A	9	Cvek V	10	Peterka O	11	Slavik J	15	Voslajer T	1:19	-6
4	Sotnar M	8	Ciz A	10	Peterka O	11	Slavik J	13	Krakovic J	1:06	-7



Game No: 6

Lineup Analysis

Анализ

AUS

Lineup efficiency


4	NORTON M	9	STEINDL C	10	Broekhoff R	11	Dumovic A	14	Bairstow C	4:20
4	NORTON M	9	STEINDL C	10	Broekhoff R	13	YOUNG M	14	Bairstow C	4:04
5	Cadee J	7	Odigie O	10	Broekhoff R	12	Ellis C	13	YOUNG M	3:07
5	Cadee J	7	Odigie O	9	STEINDL C	13	YOUNG M	14	Bairstow C	2:25
5	Cadee J	9	STEINDL C	10	Broekhoff R	12	Ellis C	13	YOUNG M	2:07
6	Hadziomerovic I	8	Blanchfield T	10	Broekhoff R	13	YOUNG M	14	Bairstow C	2:07
4	NORTON M	6	Hadziomerovic I	8	Blanchfield T	12	Ellis C	14	Bairstow C	1:58
4	NORTON M	8	Blanchfield T	9	STEINDL C	12	Ellis C	13	YOUNG M	1:52
5	Cadee J	8	Blanchfield T	10	Broekhoff R	12	Ellis C	14	Bairstow C	1:47
4	NORTON M	6	Hadziomerovic I	8	Blanchfield T	12	Ellis C	15	Andronicos M	1:42
4	NORTON M	9	STEINDL C	10	Broekhoff R	12	Ellis C	13	YOUNG M	1:41
4	NORTON M	6	Hadziomerovic I	8	Blanchfield T	11	Dumovic A	14	Bairstow C	1:38
5	Cadee J	6	Hadziomerovic I	7	Odigie O	11	Dumovic A	12	Ellis C	1:29
4	NORTON M	6	Hadziomerovic I	8	Blanchfield T	13	YOUNG M	14	Bairstow C	1:24
5	Cadee J	7	Odigie O	9	STEINDL C	12	Ellis C	13	YOUNG M	1:17
4	NORTON M	6	Hadziomerovic I	8	Blanchfield T	11	Dumovic A	13	YOUNG M	1:05
5	Cadee J	6	Hadziomerovic I	8	Blanchfield T	12	Ellis C	14	Bairstow C	1:03
5	Cadee J	7	Odigie O	8	Blanchfield T	12	Ellis C	13	YOUNG M	0:58
4	NORTON M	6	Hadziomerovic I	9	STEINDL C	11	Dumovic A	14	Bairstow C	0:58
5	Cadee J	7	Odigie O	8	Blanchfield T	12	Ellis C	15	Andronicos M	0:50
5	Cadee J	7	Odigie O	8	Blanchfield T	14	Bairstow C	15	Andronicos M	0:44
4	NORTON M	8	Blanchfield T	9	STEINDL C	12	Ellis C	14	Bairstow C	0:33
5	Cadee J	6	Hadziomerovic I	8	Blanchfield T	11	Dumovic A	12	Ellis C	0:28
5	Cadee J	9	STEINDL C	10	Broekhoff R	12	Ellis C	14	Bairstow C	0:23

Score development

4	NORTON M	9	STEINDL C	10	Broekhoff R	13	YOUNG M	14	Bairstow C	4:04	+12
4	NORTON M	8	Blanchfield T	9	STEINDL C	12	Ellis C	13	YOUNG M	1:52	+8
5	Cadee J	6	Hadziomerovic I	8	Blanchfield T	12	Ellis C	14	Bairstow C	1:03	+5
4	NORTON M	6	Hadziomerovic I	8	Blanchfield T	12	Ellis C	14	Bairstow C	1:58	+5
4	NORTON M	9	STEINDL C	10	Broekhoff R	12	Ellis C	13	YOUNG M	1:41	+3
5	Cadee J	7	Odigie O	10	Broekhoff R	12	Ellis C	13	YOUNG M	3:07	+3
4	NORTON M	6	Hadziomerovic I	8	Blanchfield T	13	YOUNG M	14	Bairstow C	1:24	+2
4	NORTON M	6	Hadziomerovic I	8	Blanchfield T	12	Ellis C	15	Andronicos M	1:42	+2
6	Hadziomerovic I	8	Blanchfield T	10	Broekhoff R	13	YOUNG M	14	Bairstow C	2:07	+2
5	Cadee J	7	Odigie O	9	STEINDL C	13	YOUNG M	14	Bairstow C	2:25	+1
5	Cadee J	9	STEINDL C	10	Broekhoff R	12	Ellis C	14	Bairstow C	0:23	0
5	Cadee J	6	Hadziomerovic I	8	Blanchfield T	11	Dumovic A	12	Ellis C	0:28	0
4	NORTON M	8	Blanchfield T	9	STEINDL C	12	Ellis C	14	Bairstow C	0:33	-1
5	Cadee J	7	Odigie O	8	Blanchfield T	12	Ellis C	15	Andronicos M	0:50	0
5	Cadee J	7	Odigie O	8	Blanchfield T	12	Ellis C	13	YOUNG M	0:58	0
4	NORTON M	6	Hadziomerovic I	8	Blanchfield T	11	Dumovic A	13	YOUNG M	1:05	0
5	Cadee J	7	Odigie O	9	STEINDL C	12	Ellis C	13	YOUNG M	1:17	-1
5	Cadee J	6	Hadziomerovic I	7	Odigie O	11	Dumovic A	12	Ellis C	1:29	0
5	Cadee J	7	Odigie O	8	Blanchfield T	14	Bairstow C	15	Andronicos M	0:44	-2
4	NORTON M	6	Hadziomerovic I	9	STEINDL C	11	Dumovic A	14	Bairstow C	0:58	-2
4	NORTON M	6	Hadziomerovic I	8	Blanchfield T	11	Dumovic A	14	Bairstow C	1:38	-2
5	Cadee J	8	Blanchfield T	10	Broekhoff R	12	Ellis C	14	Bairstow C	1:47	-2
5	Cadee J	9	STEINDL C	10	Broekhoff R	12	Ellis C	13	YOUNG M	2:07	-2
4	NORTON M	9	STEINDL C	10	Broekhoff R	11	Dumovic A	14	Bairstow C	4:20	-5

LEGEND

+ Shot Made - Shot Missed

Timing and Results provided by  TISSOT



Game No: 5

Start List

Стартовый список

USA vs UAE

Referee: ZAPOLSKI Dariusz (POL)

Umpire: SUSLOV Timo (EST) / TIEN Hsiao-Lun (TPE)

USA - United States

No.	Name	Pos	Height m / ft in	Age	Current Games Statistics						
					PPG	FG%	3FG%	FT%	RPG	APG	MPG (GP)
4	FERRELL Kevin	G	/	20	0.0				0.0	0.0	0:00 (0)
5	SHEEHEY William	F	/	21	0.0				0.0	0.0	0:00 (0)
6	HAWS Martin	G	/	22	0.0				0.0	0.0	0:00 (0)
7	HANCOCK Patrick	F	/	23	0.0				0.0	0.0	0:00 (0)
8	DINWIDDIE Spencer	G	/	20	0.0				0.0	0.0	0:00 (0)
9	KILPATRICK Sean	G	/	23	0.0				0.0	0.0	0:00 (0)
10	GRAHAM Treveon	F	/	19	0.0				0.0	0.0	0:00 (0)
11	MCDERMOTT Douglas	F	/	21	0.0				0.0	0.0	0:00 (0)
12	JEFFERSON Cory	C	/	22	0.0				0.0	0.0	0:00 (0)
13	WHITE Aaron	C	/	20	0.0				0.0	0.0	0:00 (0)
14	PAYNE Adreian	F	/	22	0.0				0.0	0.0	0:00 (0)
15	KIRK Alex	C	/	21	0.0				0.0	0.0	0:00 (0)
Team			/	21.2							
Coach		MCKILLOP Robert									
Assistant Coach		MARTIN Frank					BEILEIN John				

USA Played		
PR	UAE	7 JUL
PR	CZE	8 JUL
PR	SWE	10 JUL
PR	AUS	11 JUL
PR	CAN	12 JUL


UAE - United Arab Emirates

No.	Name	Pos	Height m / ft in	Age	Current Games Statistics						
					PPG	FG%	3FG%	FT%	RPG	APG	MPG (GP)
4	KHALIFA AHMAD Mubarak	F	1.84/6'0"	18	0.0				0.0	0.0	0:00 (0)
5	AL BRAIKI Mohamed	F	1.92/6'4"	21	0.0				0.0	0.0	0:00 (0)
6	ZUWAYED KHALIFA Saleh	G	1.75/5'9"	23	0.0				0.0	0.0	0:00 (0)
7	ALFARSI ALJNEIBI Mohamed	C	2.00/6'7"	22	0.0				0.0	0.0	0:00 (0)
8	ZAAL ALWALI Khamis	G	1.79/5'10"	19	0.0				0.0	0.0	0:00 (0)
9	ABDULELAH A MOHD Ahmed	F	1.96/6'5"	18	0.0				0.0	0.0	0:00 (0)
10	OMAR ALAMERI Omer	F	1.96/6'5"	21	0.0				0.0	0.0	0:00 (0)
11	ALSHAIBA AL-ALI Mohamed	G	1.70/5'7"	22	0.0				0.0	0.0	0:00 (0)
12	OBAID GHABISH Hamad	G	1.82/6'0"	24	0.0				0.0	0.0	0:00 (0)
13	KHALIFA AHMAD Khalid	F	1.95/6'5"	21	0.0				0.0	0.0	0:00 (0)
14	AHMED AL-ALI Rashid		1.95/6'5"	23	0.0				0.0	0.0	0:00 (0)
15	AHMAD AL SHABEBI Qais	C	1.98/6'6"	21	0.0				0.0	0.0	0:00 (0)
Team			1.89/6'2"	21.1							
Coach		KALIFAN AHMAD Khalifa Abdulla									
Assistant Coach		BARAKAT Issam									

UAE Played		
PR	USA	7 JUL
PR	CAN	8 JUL
PR	CZE	10 JUL
PR	SWE	11 JUL
PR	AUS	12 JUL

LEGEND

(1) Point Guard	(2) Shooting Guard	(3) Small Forward	(4) Power Forward	(5) Centre
(C) Captain	3FG% 3 Points Field Goals %	APG Assists per Game	C Centre	F Forward
FG% Field Goals %	FT% Free Throws %	G Guard	GP Games Played	MPG Minutes Played per Game
Pos Playing Position	PPG Points per Game	PR Preliminary Round	RPG Rebounds per Game	

Timing and Results provided by  TISSOT



Game No: 5

Results
Результат

Match Duration: 1:38

USA 140 vs 46 UAE
(35:16, 34:7, 31:11, 40:12)

Referee: ZAPOLSKI Dariusz (POL)

Commissioner:

Umpire: SUSLOV Timo (EST) / TIEN Hsiao-Lun (TPE)

Scoring by 5 min intervals:	USA	Q1		Q2		Q3		Q4	
		M	A	M	A	M	A	M	A
	USA	22	35	50	69	86	100	117	140
	UAE	6	16	20	23	29	34	39	46

USA - United States

No.	Name	MIN	Field Goals		2 Points		3 Points		Free Throws		Rebounds			AS	TO	ST	BS	PF	FD	PTS
			M/A	%	M/A	%	M/A	%	M/A	%	OR	DR	TOT							
4	FERRELL Kevin	24:22	6/16	38	4/4	100	2/12	17	1/2	50	2	3	5	13	1	4	0	2	1	15
5	SHEEHEY William	18:16	7/13	54	7/13	54	0/0	0	1/1	100	3	1	4	2	1	1	0	1	1	15
6	HAWS Martin	11:19	1/3	33	1/2	50	0/1	0	2/2	100	4	3	7	2	0	0	0	4	1	4
*7	HANCOCK Patrick	14:11	3/10	30	0/2	0	3/8	38	0/0	0	0	0	0	2	0	1	0	2	1	9
*8	DINWIDDIE Spencer	15:38	3/5	60	2/4	50	1/1	100	4/4	100	2	2	4	8	2	2	0	1	4	11
9	KILPATRICK Sean	23:47	7/14	50	3/5	60	4/9	44	0/0	0	1	3	4	3	0	1	1	1	0	18
*10	GRAHAM Treveon	19:32	6/10	60	6/9	67	0/1	0	1/1	100	2	7	9	2	0	2	1	1	1	13
*11	MCDERMOTT Douglas	12:36	6/7	86	3/3	100	3/4	75	0/0	0	1	3	4	2	1	0	0	2	0	15
*12	JEFFERSON Cory	20:52	7/9	78	7/9	78	0/0	0	0/0	0	5	6	11	0	1	0	1	1	0	14
13	WHITE Aaron	20:19	5/6	83	3/3	100	2/3	67	4/6	67	2	2	4	1	0	1	2	1	3	16
14	PAYNE Adreian	2:00	0/0	0	0/0	0	0/0	0	0/0	0	0	2	2	0	0	0	0	0	0	0
15	KIRK Alex	17:08	4/5	80	4/5	80	0/0	0	2/4	50	5	7	12	1	0	1	2	1	3	10
Team / Coach											3	1	4		1					
Totals			55/98	56	40/59	68	15/39	38	15/20	75	30	40	70	36	7	13	7	17	15	140

Coach	MCKILLOP Robert
Assistant Coach	MARTIN Frank
	BEILEIN John

UAE - United Arab Emirates

No.	Name	MIN	Field Goals		2 Points		3 Points		Free Throws		Rebounds			AS	TO	ST	BS	PF	FD	PTS
			M/A	%	M/A	%	M/A	%	M/A	%	OR	DR	TOT							
*4	KHALIFA AHMAD Mubarak	29:10	3/10	30	3/10	30	0/0	0	2/4	50	0	3	3	0	2	2	0	1	5	8
5	AL BRAIKI Mohamed	20:55	0/3	0	0/3	0	0/0	0	1/4	25	1	1	2	0	2	0	0	2	2	1
*6	ZUWAYED KHALIFA Saleh	32:52	7/20	35	7/20	35	0/0	0	0/1	0	2	2	4	2	4	1	0	1	5	14
7	ALFARSI ALJNEIBI Mohamed	2:06	0/0	0	0/0	0	0/0	0	0/0	0	0	0	0	0	1	0	0	0	0	0
8	ZAAL ALWALI Khamis	7:12	1/2	50	1/2	50	0/0	0	0/0	0	1	1	2	0	1	0	0	0	0	2
9	ABDULELAH A MOHD Ahmed	0:00	0/0	0	0/0	0	0/0	0	0/0	0	0	0	0	0	0	0	0	0	0	0
*10	OMAR ALAMERI Omer	30:29	4/11	36	2/3	67	2/8	25	2/2	100	1	3	4	0	2	0	1	3	1	12
11	ALSHAIBA AL-ALI Mohamed	0:00	0/0	0	0/0	0	0/0	0	0/0	0	0	0	0	0	0	0	0	0	0	0
12	OBALD GHABISH Hamad	14:11	1/3	33	0/2	0	1/1	100	0/0	0	0	1	1	0	3	0	0	2	0	3
*13	KHALIFA AHMAD Khalid	28:56	0/4	0	0/2	0	0/2	0	0/2	0	2	1	3	1	0	1	0	3	3	0
14	AHMED AL-ALI Rashid	17:56	1/3	33	1/3	33	0/0	0	0/0	0	2	0	2	1	0	0	0	2	0	2
*15	AHMAD AL SHABEBI Qais	16:13	1/7	14	1/5	20	0/2	0	2/2	100	0	1	1	0	4	1	0	1	1	4
Team / Coach											0	1	1		3					
Totals			18/63	29	15/50	30	3/13	23	7/15	47	9	14	23	4	22	5	1	15	17	46

Coach	KALIFAN AHMAD Khalifa Abdulla
Assistant Coach	BARAKAT Issam

	USA	UAE
Points from Turnovers	30	6
Points in the Paint	68	20
Second Chance Points	31	9
Fast Break Points	26	6

	USA	UAE
Biggest Lead	97	0
Biggest Scoring Run	15-0 (50-18)	5-0 (90-34)
Lead Changes	0	
Times Tied	1	

LEGEND			
%	Shooting Percentage	(C)	Captain
BS	Blocked Shots	DR	Defensive Rebounds
OR	Offensive Rebounds	OTx	Overtime
S	Suspended	ST	Steals
(I)	Injured	FD	Fouls Drawn
PF	Fouls	PTS	Points
TO	Turnovers	TOT	Total Rebounds
*	Starters	AS	Assists
M/A	Made / Attempts	MIN	Minutes Played
Qx	Quarter Time		

Timing and Results provided by **TISSOT**



Game No: 5

USA 140 vs 46 UAE

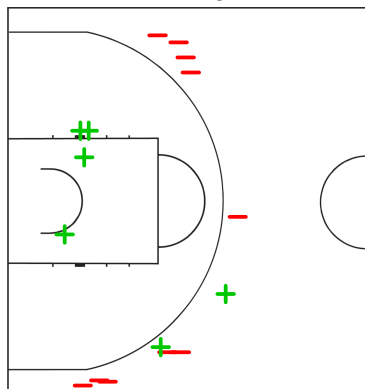
(35 - 16, 34 - 7, 31 - 11, 40 - 12)

Scoring by 5 min intervals:

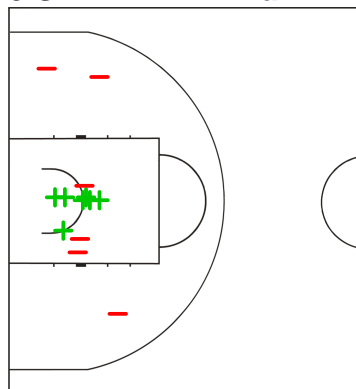
	Q1		Q2		Q3		Q4	
USA	22	35	50	69	86	100	117	140
UAE	6	16	20	23	29	34	39	46

USA - United States

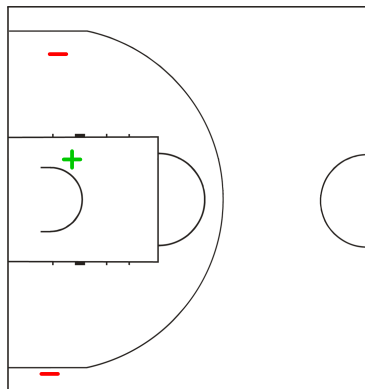
4 FERRELL Kevin



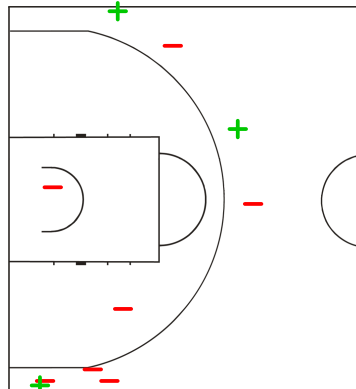
5 SHEEHEY William



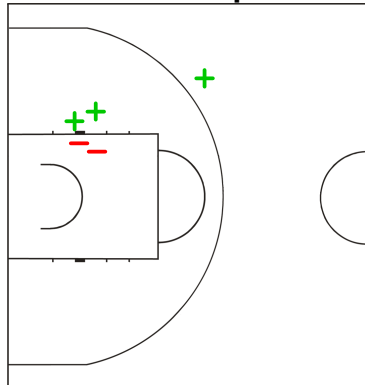
6 HAWS Martin



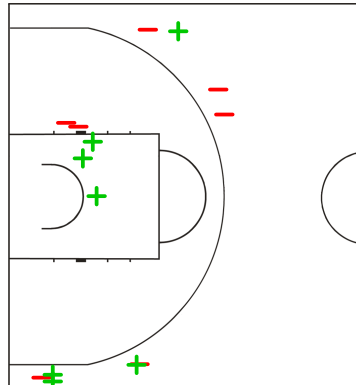
7 HANCOCK Patrick



8 DINWIDDIE Spencer



9 KILPATRICK Sean



LEGEND

+ Shot Made

-

Shot Missed



Game No: 5

USA 140 vs 46 UAE

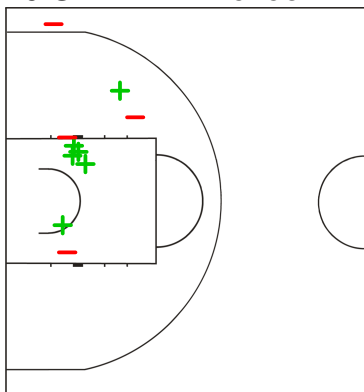
(35 - 16, 34 - 7, 31 - 11, 40 - 12)

Scoring by 5 min intervals:

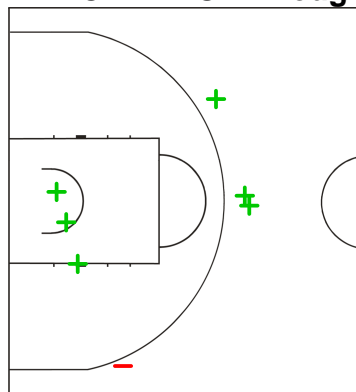
	Q1		Q2		Q3		Q4	
USA	22	35	50	69	86	100	117	140
UAE	6	16	20	23	29	34	39	46

USA - United States

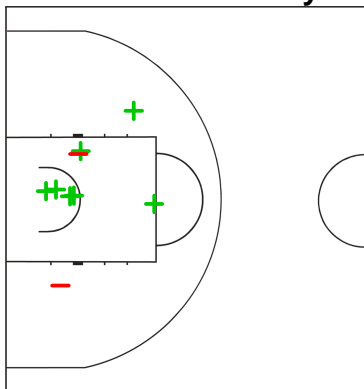
10 GRAHAM Treveon



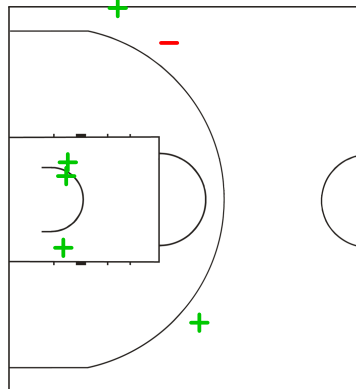
11 MCDERMOTT Douglas



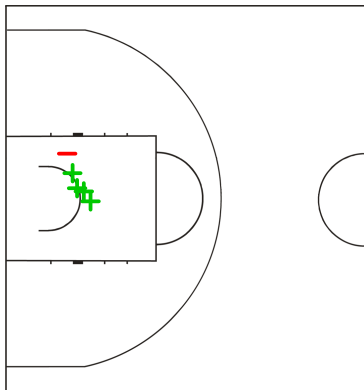
12 JEFFERSON Cory



13 WHITE Aaron



15 KIRK Alex



LEGEND

+ Shot Made

- Shot Missed



Game No: 5

USA 140 vs 46 UAE

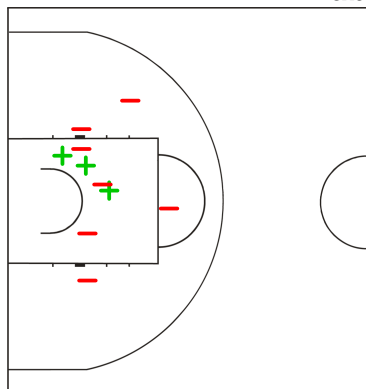
(35 - 16, 34 - 7, 31 - 11, 40 - 12)

Scoring by 5 min intervals:

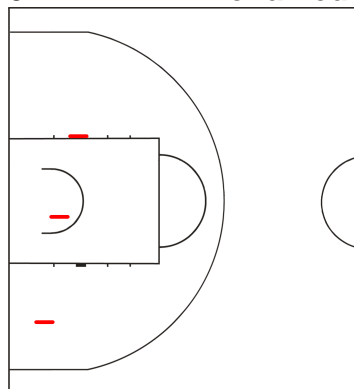
	Q1		Q2		Q3		Q4	
USA	22	35	50	69	86	100	117	140
UAE	6	16	20	23	29	34	39	46

UAE - United Arab Emirates

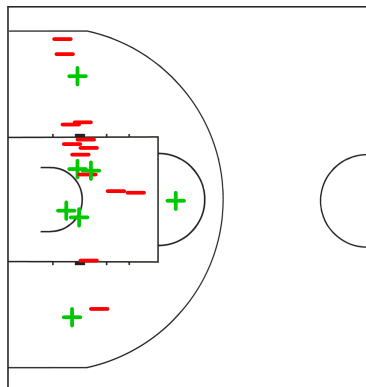
4 KHALIFA AHMAD Mubarak



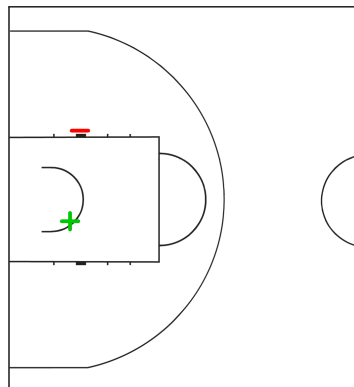
5 AL BRAIKI Mohamed



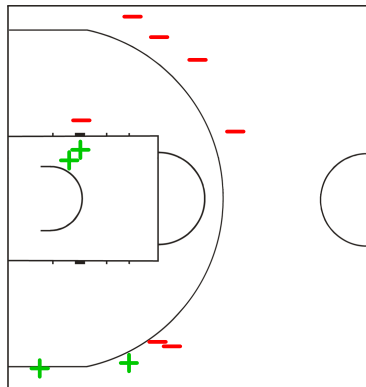
6 ZUWAYED KHALIFA Saleh



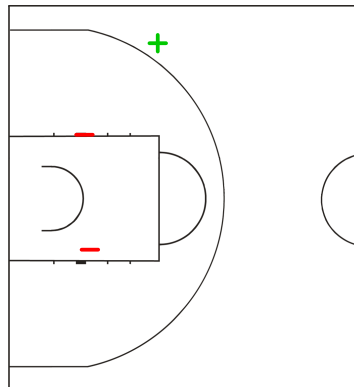
8 ZAAL ALWALI Khamis



10 OMAR ALAMERI Omer



12 OBAID GHABISH Hamad



LEGEND

+ Shot Made

-

Shot Missed

Timing and Results provided by **TISSOT**



Game No: 5

USA 140 vs 46 UAE

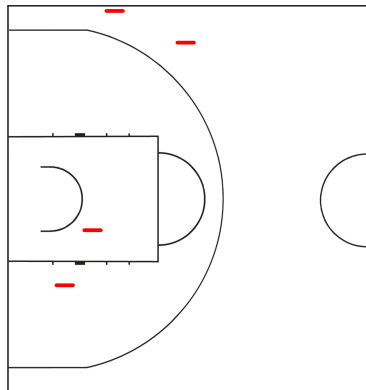
(35 - 16, 34 - 7, 31 - 11, 40 - 12)

Scoring by 5 min intervals:

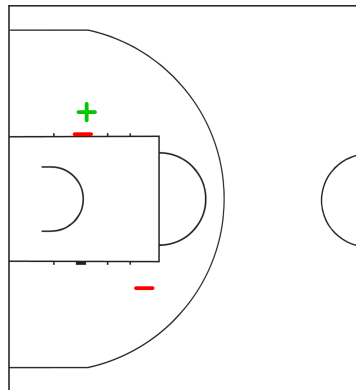
	Q1		Q2		Q3		Q4	
USA	22	35	50	69	86	100	117	140
UAE	6	16	20	23	29	34	39	46

UAE - United Arab Emirates

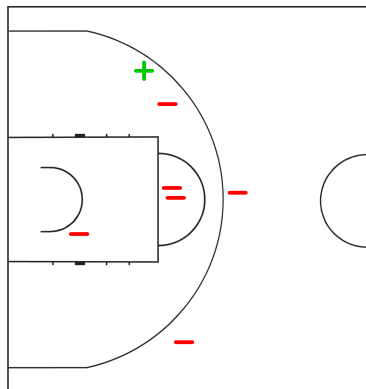
13 KHALIFA AHMAD Khalid



14 AHMED AL-ALI Rashid



15 AHMAD AL SHABEBI Qais



LEGEND

+ Shot Made

- Shot Missed

Timing and Results provided by **TISSOT**



Game No: 5

USA 140 vs 46 UAE

USA

Lineup efficiency

7 HANCOCK P	8 Dinwiddie S	10 Graham T	11 MCDERMOTT D	12 Jefferson C	9:21
4 FERRELL K	5 Sheehey W	6 HAWS M	9 Kilpatrick S	15 Kirk A	5:05
4 FERRELL K	5 Sheehey W	9 Kilpatrick S	13 White A	15 Kirk A	5:01
4 FERRELL K	7 HANCOCK P	10 Graham T	13 White A	15 Kirk A	2:23
4 FERRELL K	6 HAWS M	9 Kilpatrick S	12 Jefferson C	13 White A	2:12
7 HANCOCK P	8 Dinwiddie S	10 Graham T	12 Jefferson C	13 White A	2:02
4 FERRELL K	5 Sheehey W	6 HAWS M	9 Kilpatrick S	14 Payne A	2:00
4 FERRELL K	5 Sheehey W	9 Kilpatrick S	12 Jefferson C	13 White A	1:27
8 Dinwiddie S	9 Kilpatrick S	10 Graham T	12 Jefferson C	13 White A	1:26
4 FERRELL K	9 Kilpatrick S	10 Graham T	11 MCDERMOTT D	12 Jefferson C	1:23
4 FERRELL K	9 Kilpatrick S	10 Graham T	13 White A	15 Kirk A	1:08
5 Sheehey W	8 Dinwiddie S	9 Kilpatrick S	12 Jefferson C	13 White A	0:57
6 HAWS M	8 Dinwiddie S	10 Graham T	11 MCDERMOTT D	15 Kirk A	0:57
5 Sheehey W	8 Dinwiddie S	9 Kilpatrick S	11 MCDERMOTT D	12 Jefferson C	0:55
4 FERRELL K	9 Kilpatrick S	10 Graham T	12 Jefferson C	13 White A	0:52
4 FERRELL K	5 Sheehey W	6 HAWS M	13 White A	15 Kirk A	0:48
4 FERRELL K	5 Sheehey W	7 HANCOCK P	13 White A	15 Kirk A	0:25
4 FERRELL K	5 Sheehey W	6 HAWS M	12 Jefferson C	13 White A	0:17

Score development

7 HANCOCK P	8 Dinwiddie S	10 Graham T	11 MCDERMOTT D	12 Jefferson C	9:21	+23
4 FERRELL K	5 Sheehey W	9 Kilpatrick S	13 White A	15 Kirk A	5:01	+15
4 FERRELL K	5 Sheehey W	6 HAWS M	9 Kilpatrick S	15 Kirk A	5:05	+15
7 HANCOCK P	8 Dinwiddie S	10 Graham T	12 Jefferson C	13 White A	2:02	+10
4 FERRELL K	5 Sheehey W	6 HAWS M	9 Kilpatrick S	14 Payne A	2:00	+9
5 Sheehey W	8 Dinwiddie S	9 Kilpatrick S	12 Jefferson C	13 White A	0:57	+4
4 FERRELL K	9 Kilpatrick S	10 Graham T	13 White A	15 Kirk A	1:08	+4
4 FERRELL K	9 Kilpatrick S	10 Graham T	11 MCDERMOTT D	12 Jefferson C	1:23	+4
4 FERRELL K	7 HANCOCK P	10 Graham T	13 White A	15 Kirk A	2:23	+3
6 HAWS M	8 Dinwiddie S	10 Graham T	11 MCDERMOTT D	15 Kirk A	0:57	+2
8 Dinwiddie S	9 Kilpatrick S	10 Graham T	12 Jefferson C	13 White A	1:26	+1
4 FERRELL K	5 Sheehey W	9 Kilpatrick S	12 Jefferson C	13 White A	1:27	+1
4 FERRELL K	6 HAWS M	9 Kilpatrick S	12 Jefferson C	13 White A	2:12	+1
4 FERRELL K	5 Sheehey W	6 HAWS M	12 Jefferson C	13 White A	0:17	0
4 FERRELL K	5 Sheehey W	7 HANCOCK P	13 White A	15 Kirk A	0:25	0
4 FERRELL K	9 Kilpatrick S	10 Graham T	12 Jefferson C	13 White A	0:52	0
5 Sheehey W	8 Dinwiddie S	9 Kilpatrick S	11 MCDERMOTT D	12 Jefferson C	0:55	0
4 FERRELL K	5 Sheehey W	6 HAWS M	13 White A	15 Kirk A	0:48	-2



Game No: 5

UAE

Lineup efficiency


4	KHALIFA AHMAD M	6	ZUWAYED KHALIFA S	10	OMAR ALAMERI O	13	KHALIFA AHMAD K	15	AHMAD AL SHABEBI Q	7:33
4	KHALIFA AHMAD M	6	ZUWAYED KHALIFA S	10	OMAR ALAMERI O	13	KHALIFA AHMAD K	14	AHMED AL-ALI R	5:01
4	KHALIFA AHMAD M	5	AL BRAIKI M	6	ZUWAYED KHALIFA S	13	KHALIFA AHMAD K	15	AHMAD AL SHABEBI Q	3:11
4	KHALIFA AHMAD M	5	AL BRAIKI M	6	ZUWAYED KHALIFA S	10	OMAR ALAMERI O	13	KHALIFA AHMAD K	3:04
4	KHALIFA AHMAD M	5	AL BRAIKI M	6	ZUWAYED KHALIFA S	10	OMAR ALAMERI O	15	AHMAD AL SHABEBI Q	2:57
5	AL BRAIKI M	8	ZAAL ALWALI K	10	OMAR ALAMERI O	13	KHALIFA AHMAD K	14	AHMED AL-ALI R	2:55
4	KHALIFA AHMAD M	6	ZUWAYED KHALIFA S	10	OMAR ALAMERI O	12	OBAID GHABISH H	13	KHALIFA AHMAD K	2:47
5	AL BRAIKI M	8	ZAAL ALWALI K	10	OMAR ALAMERI O	12	OBAID GHABISH H	14	AHMED AL-ALI R	2:11
6	ZUWAYED KHALIFA S	7	ALFARSI ALJNEIBI M	8	ZAAL ALWALI K	12	OBAID GHABISH H	14	AHMED AL-ALI R	2:06
6	ZUWAYED KHALIFA S	10	OMAR ALAMERI O	12	OBAID GHABISH H	13	KHALIFA AHMAD K	14	AHMED AL-ALI R	1:38
4	KHALIFA AHMAD M	5	AL BRAIKI M	6	ZUWAYED KHALIFA S	12	OBAID GHABISH H	15	AHMAD AL SHABEBI Q	1:27
5	AL BRAIKI M	6	ZUWAYED KHALIFA S	10	OMAR ALAMERI O	12	OBAID GHABISH H	14	AHMED AL-ALI R	1:15
4	KHALIFA AHMAD M	5	AL BRAIKI M	6	ZUWAYED KHALIFA S	10	OMAR ALAMERI O	14	AHMED AL-ALI R	1:08
4	KHALIFA AHMAD M	5	AL BRAIKI M	12	OBAID GHABISH H	13	KHALIFA AHMAD K	15	AHMAD AL SHABEBI Q	1:05
4	KHALIFA AHMAD M	5	AL BRAIKI M	12	OBAID GHABISH H	13	KHALIFA AHMAD K	14	AHMED AL-ALI R	0:57
5	AL BRAIKI M	6	ZUWAYED KHALIFA S	12	OBAID GHABISH H	13	KHALIFA AHMAD K	14	AHMED AL-ALI R	0:45

Score development

5	AL BRAIKI M	6	ZUWAYED KHALIFA S	12	OBAID GHABISH H	13	KHALIFA AHMAD K	14	AHMED AL-ALI R	0:45	+2
5	AL BRAIKI M	6	ZUWAYED KHALIFA S	10	OMAR ALAMERI O	12	OBAID GHABISH H	14	AHMED AL-ALI R	1:15	-1
4	KHALIFA AHMAD M	5	AL BRAIKI M	6	ZUWAYED KHALIFA S	10	OMAR ALAMERI O	13	KHALIFA AHMAD K	3:04	-1
4	KHALIFA AHMAD M	5	AL BRAIKI M	6	ZUWAYED KHALIFA S	10	OMAR ALAMERI O	14	AHMED AL-ALI R	1:08	-2
6	ZUWAYED KHALIFA S	7	ALFARSI ALJNEIBI M	8	ZAAL ALWALI K	12	OBAID GHABISH H	14	AHMED AL-ALI R	2:06	-2
4	KHALIFA AHMAD M	5	AL BRAIKI M	12	OBAID GHABISH H	13	KHALIFA AHMAD K	14	AHMED AL-ALI R	0:57	-4
4	KHALIFA AHMAD M	5	AL BRAIKI M	6	ZUWAYED KHALIFA S	12	OBAID GHABISH H	15	AHMAD AL SHABEBI Q	1:27	-4
6	ZUWAYED KHALIFA S	10	OMAR ALAMERI O	12	OBAID GHABISH H	13	KHALIFA AHMAD K	14	AHMED AL-ALI R	1:38	-4
5	AL BRAIKI M	8	ZAAL ALWALI K	10	OMAR ALAMERI O	13	KHALIFA AHMAD K	14	AHMED AL-ALI R	2:55	-4
4	KHALIFA AHMAD M	5	AL BRAIKI M	6	ZUWAYED KHALIFA S	10	OMAR ALAMERI O	15	AHMAD AL SHABEBI Q	2:57	-4
4	KHALIFA AHMAD M	5	AL BRAIKI M	6	ZUWAYED KHALIFA S	13	KHALIFA AHMAD K	15	AHMAD AL SHABEBI Q	3:11	-4
4	KHALIFA AHMAD M	5	AL BRAIKI M	12	OBAID GHABISH H	13	KHALIFA AHMAD K	15	AHMAD AL SHABEBI Q	1:05	-5
5	AL BRAIKI M	8	ZAAL ALWALI K	10	OMAR ALAMERI O	12	OBAID GHABISH H	14	AHMED AL-ALI R	2:11	-6
4	KHALIFA AHMAD M	6	ZUWAYED KHALIFA S	10	OMAR ALAMERI O	12	OBAID GHABISH H	13	KHALIFA AHMAD K	2:47	-12
4	KHALIFA AHMAD M	6	ZUWAYED KHALIFA S	10	OMAR ALAMERI O	13	KHALIFA AHMAD K	14	AHMED AL-ALI R	5:01	-18
4	KHALIFA AHMAD M	6	ZUWAYED KHALIFA S	10	OMAR ALAMERI O	13	KHALIFA AHMAD K	15	AHMAD AL SHABEBI Q	7:33	-23

LEGEND

+ Shot Made - Shot Missed

Timing and Results provided by  TISSOT



Game No: 12

Start List

Стартовый список

CAN vs SWE

Referee: MIKHAYLOV Sergey (RUS)

Umpire: GYORFFY Pal Attila (HUN) / PEDIEV Volodymyr (UKR)

CAN - Canada

No.	Name	Pos	Height m / ft in	Age	Current Games Statistics						
					PPG	FG%	3FG%	FT%	RPG	APG	MPG (GP)
4	PANGOS Kevin	G	1.82/6'0"	20	0.0				0.0	0.0	0:00 (0)
5	HESLIP Brady	G	1.84/6'0"	23	0.0				0.0	0.0	0:00 (0)
6	WILTJER Kyle	F	2.03/6'8"	20	0.0				0.0	0.0	0:00 (0)
7	EJIM Melvin	F	2.00/6'7"	22	0.0				0.0	0.0	0:00 (0)
8	SCRUBB Thomas	F	2.00/6'7"	21	0.0				0.0	0.0	0:00 (0)
9	AROP Mangisto	F	2.00/6'7"	22	0.0				0.0	0.0	0:00 (0)
10	MULLINGS Daniel	G	1.84/6'0"	21	0.0				0.0	0.0	0:00 (0)
11	SCRUBB Philip	G	1.85/6'1"	20	0.0				0.0	0.0	0:00 (0)
12	POWELL Dwight	F	2.04/6'8"	21	0.0				0.0	0.0	0:00 (0)
13	BACHYNSKI Jordan	C	2.08/6'10"	23	0.0				0.0	0.0	0:00 (0)
14	BURNATOWSKI Murphy	F	2.01/6'7"	21	0.0				0.0	0.0	0:00 (0)
15	KLASSEN Owen	F	2.04/6'8"	21	0.0				0.0	0.0	0:00 (0)
Team			1.96/6'5"	21.3							
Coach		TRIANO Jay									
Assistant Coach		FRANCIS Greg									

CAN Played		
PR	SWE	7 JUL
PR	UAE	8 JUL
PR	AUS	10 JUL
PR	CZE	11 JUL
PR	USA	12 JUL


SWE - Sweden

No.	Name	Pos	Height m / ft in	Age	Current Games Statistics						
					PPG	FG%	3FG%	FT%	RPG	APG	MPG (GP)
4	BARTON Charles	G	1.91/6'3"	21	0.0				0.0	0.0	0:00 (0)
5	JOSEPH Mike	G	1.84/6'0"	22	0.0				0.0	0.0	0:00 (0)
6	CZERAPOWICZ Chris	G	2.00/6'7"	21	0.0				0.0	0.0	0:00 (0)
7	KARLSSON Andreas	G	2.00/6'7"	24	0.0				0.0	0.0	0:00 (0)
8	SUNDSTROM Gustav	G	1.99/6'6"	22	0.0				0.0	0.0	0:00 (0)
10	LINDELL Odin	F	2.05/6'9"	23	0.0				0.0	0.0	0:00 (0)
11	RONSTROM Johan	F	2.02/6'8"	23	0.0				0.0	0.0	0:00 (0)
12	NORMAN Sebastian	C	2.07/6'9"	20	0.0				0.0	0.0	0:00 (0)
13	HARTMAN Richard	F	2.01/6'7"	24	0.0				0.0	0.0	0:00 (0)
14	LINDQVIST Alexander	F	2.05/6'9"	22	0.0				0.0	0.0	0:00 (0)
15	HAMPTON Pierre	F	2.01/6'7"	22	0.0				0.0	0.0	0:00 (0)
Team			2.00/6'7"	22.2							
Coach		BOSNIC Vedran									
Assistant Coach		BENGTSSON Viktor									

SWE Played		
PR	CAN	7 JUL
PR	AUS	8 JUL
PR	USA	10 JUL
PR	UAE	11 JUL
PR	CZE	12 JUL

LEGEND

(1) Point Guard	(2) Shooting Guard	(3) Small Forward	(4) Power Forward	(5) Centre
(C) Captain	3FG% 3 Points Field Goals %	APG Assists per Game	C Centre	F Forward
FG% Field Goals %	FT% Free Throws %	G Guard	GP Games Played	MPG Minutes Played per Game
Pos Playing Position	PPG Points per Game	PR Preliminary Round	RPG Rebounds per Game	

Timing and Results provided by  TISSOT



Game No: 12

Results
Результат

Attendance: 77

Match Duration: 1:42

CAN 84 vs 69 SWE
(19:10, 24:15, 19:26, 22:18)

Referee: MIKHAYLOV Sergey (RUS) Commissioner:
Umpire: GYORFFY Pal Attila (HUN) / PEDIEV Volodymyr (UKR)

Scoring by 5 min intervals:	CAN	Q1		Q2		Q3		Q4	
		M	A	M	A	M	A	M	A
	6	19	30	43	53	62	72	84	
	8	10	20	25	38	51	56	69	

CAN - Canada

No.	Name	MIN	Field Goals		2 Points		3 Points		Free Throws		Rebounds			AS	TO	ST	BS	PF	FD	PTS
			M/A	%	M/A	%	M/A	%	M/A	%	OR	DR	TOT							
*4	PANGOS Kevin	20:38	4/9	44	4/7	57	0/2	0	4/5	80	2	1	3	2	1	1	0	1	4	12
5	HESLIP Brady	20:02	7/12	58	2/2	100	5/10	50	3/3	100	0	1	1	0	1	0	0	2	4	22
*6	WILTJER Kyle	19:58	1/5	20	1/3	33	0/2	0	0/0	0	0	5	5	2	4	0	0	3	2	2
7	EJIM Melvin	20:02	3/7	43	3/7	43	0/0	0	0/0	0	3	4	7	1	1	2	0	2	1	6
8	SCRUBB Thomas	20:47	2/6	33	2/5	40	0/1	0	1/1	100	0	1	1	1	1	1	0	1	1	5
9	AROP Mangisto	6:04	0/2	0	0/2	0	0/0	0	0/0	0	0	0	0	0	0	1	0	0	0	0
*10	MULLINGS Daniel	19:58	3/7	43	3/7	43	0/0	0	0/0	0	0	3	3	0	2	2	1	2	3	6
11	SCRUBB Philip	19:22	2/5	40	2/2	100	0/3	0	0/0	0	0	1	1	4	0	0	0	2	0	4
*12	POWELL Dwight	16:48	7/9	78	7/9	78	0/0	0	2/4	50	5	4	9	0	3	0	1	4	2	16
13	BACHYNSKI Jordan	3:10	1/1	100	1/1	100	0/0	0	0/2	0	1	0	1	0	0	0	2	0	1	2
*14	BURNATOWSKI Murphy	13:09	0/0	0	0/0	0	0/0	0	0/0	0	0	1	1	1	1	0	1	4	0	0
15	KLASSEN Owen	20:02	4/5	80	4/5	80	0/0	0	1/1	100	2	8	10	0	2	0	2	2	1	9
Team / Coach											1	0	1		0					
Totals			34/68	50	29/50	58	5/18	28	11/16	69	14	29	43	11	16	7	7	23	19	84
Coach		TRIANO Jay																		
Assistant Coach		FRANCIS Greg																		

SWE - Sweden

No.	Name	MIN	Field Goals		2 Points		3 Points		Free Throws		Rebounds			AS	TO	ST	BS	PF	FD	PTS
			M/A	%	M/A	%	M/A	%	M/A	%	OR	DR	TOT							
4	BARTON Charles	25:12	2/11	18	0/5	0	2/6	33	0/0	0	0	1	1	3	3	1	0	3	2	6
*5	JOSEPH Mike	24:34	2/4	50	0/2	0	2/2	100	0/0	0	0	1	1	6	2	1	0	3	1	6
*6	CZERAPOWICZ Chris	33:01	7/13	54	4/8	50	3/5	60	3/3	100	4	3	7	2	4	0	0	2	1	20
7	KARLSSON Andreas	9:48	3/4	75	1/2	50	2/2	100	0/0	0	0	1	1	1	0	0	0	1	0	8
8	SUNDSTROM Gustav	17:47	0/3	0	0/1	0	0/2	0	0/0	0	0	1	1	0	0	0	0	2	0	0
*10	LINDELL Odin	24:12	2/6	33	2/6	33	0/0	0	6/13	46	1	4	5	0	0	0	0	4	11	10
11	RONSTROM Johan	3:01	1/1	100	1/1	100	0/0	0	0/0	0	0	1	1	0	0	0	0	0	0	2
12	NORMAN Sebastian	12:36	0/0	0	0/0	0	0/0	0	1/2	50	0	2	2	0	2	0	1	1	1	1
13	HARTMAN Richard	0:00	0/0	0	0/0	0	0/0	0	0/0	0	0	0	0	0	0	0	0	0	0	0
*14	LINDQVIST Alexander	22:01	2/10	20	2/7	29	0/3	0	4/6	67	2	3	5	1	2	3	0	3	4	8
*15	HAMPTON Pierre	27:48	3/8	38	2/3	67	1/5	20	1/2	50	1	4	5	2	4	1	0	0	3	8
Team / Coach											3	1	4		1					
Totals			22/60	37	12/35	34	10/25	40	15/26	58	11	22	33	15	18	6	1	19	23	69
Coach		BOSNIC Vedran																		
Assistant Coach		BENGSSON Viktor																		

	CAN	SWE
Points from Turnovers	16	9
Points in the Paint	56	16
Second Chance Points	13	2
Fast Break Points	6	0

	CAN	SWE
Biggest Lead	20	4
Biggest Scoring Run	11-0 (19-10)	7-0 (43-32)
Lead Changes		1
Times Tied		1

LEGEND			
%	Shooting Percentage	(C)	Captain
BS	Blocked Shots	DR	Defensive Rebounds
OR	Offensive Rebounds	OTx	Overtime
S	Suspended	ST	Steals
(I)	Injured	FD	Fouls Drawn
PF	Fouls	PTS	Points
TO	Turnovers	TOT	Total Rebounds
*	Starters	AS	Assists
M/A	Made / Attempts	MIN	Minutes Played
Qx	Quarter Time		

Timing and Results provided by TISSOT



Game No: 12

Shot Chart
Схема бросков

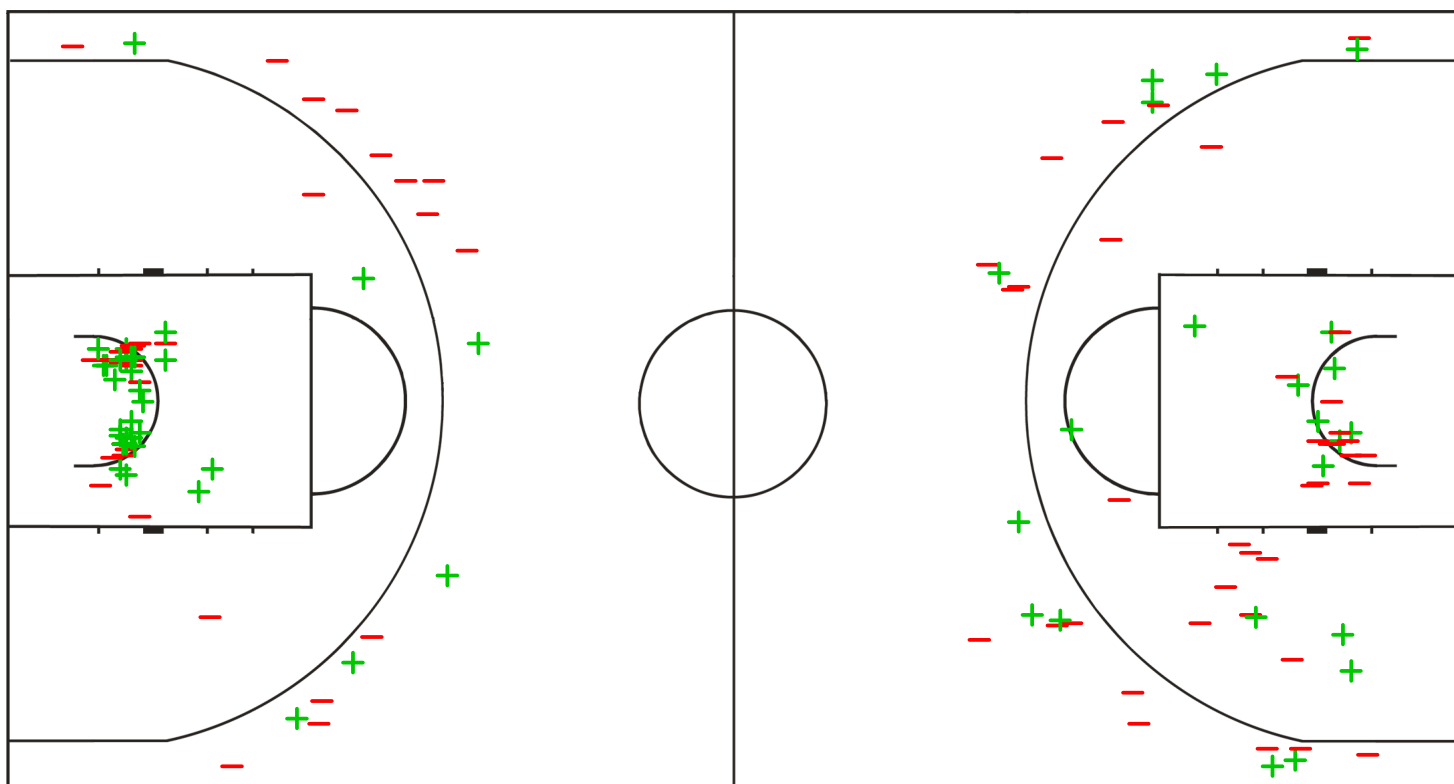
CAN 84 vs 69 SWE
(19 - 10, 24 - 15, 19 - 26, 22 - 18)

Scoring by 5 min intervals:

	Q1		Q2		Q3		Q4	
CAN	6	19	30	43	53	62	72	84
SWE	8	10	20	25	38	51	56	69

CAN - Canada

SWE - Sweden



LEGEND

+ Shot Made

- Shot Missed

Timing and Results provided by **TISSOT**



Game No: 12

Shot Chart
Схема бросков

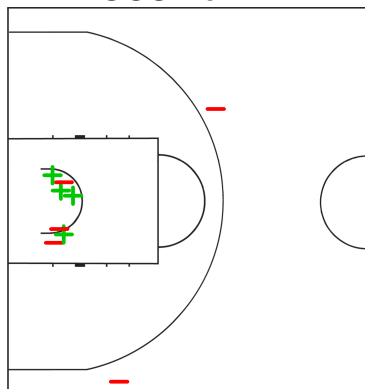
CAN 84 vs 69 SWE
(19 - 10, 24 - 15, 19 - 26, 22 - 18)

Scoring by 5 min intervals:

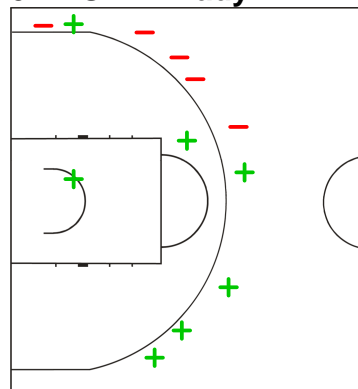
	Q1		Q2		Q3		Q4	
CAN	6	19	30	43	53	62	72	84
SWE	8	10	20	25	38	51	56	69

CAN - Canada

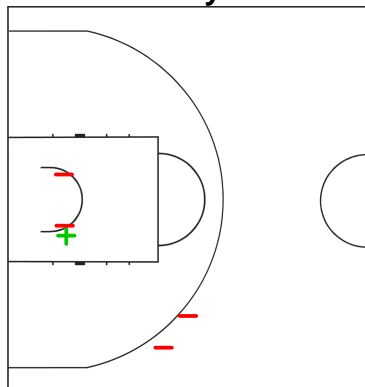
4 PANGOS Kevin



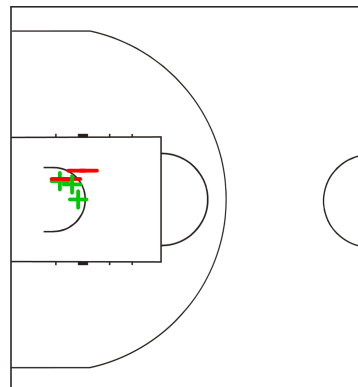
5 HESLIP Brady



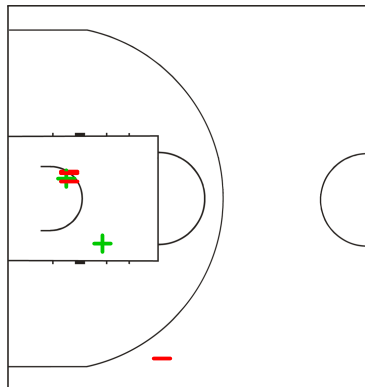
6 WILTJER Kyle



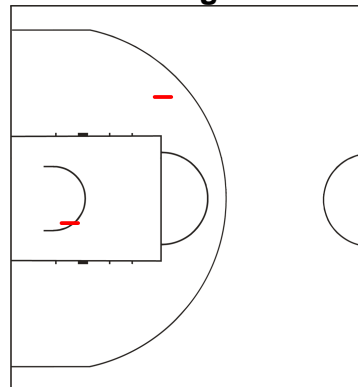
7 EJIM Melvin



8 SCRUBB Thomas



9 AROP Mangisto



LEGEND

+ Shot Made

-

Shot Missed

Timing and Results provided by **TISSOT**



Game No: 12

Shot Chart
Схема бросков

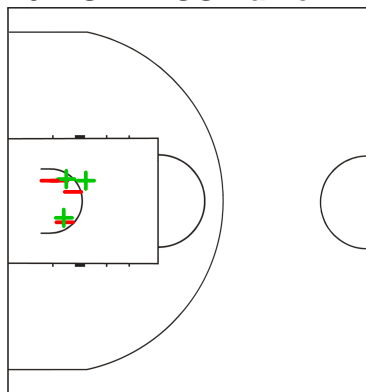
CAN 84 vs 69 SWE
(19 - 10, 24 - 15, 19 - 26, 22 - 18)

Scoring by 5 min intervals:

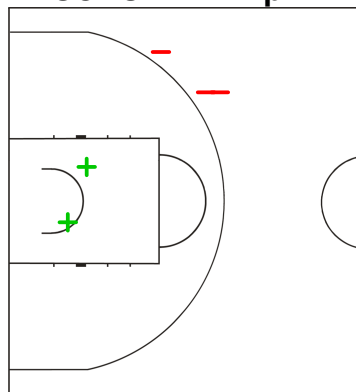
	Q1		Q2		Q3		Q4	
CAN	6	19	30	43	53	62	72	84
SWE	8	10	20	25	38	51	56	69

CAN - Canada

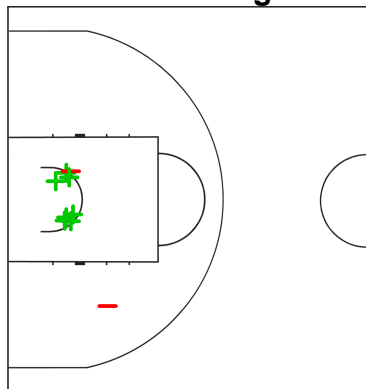
10 MULLINGS Daniel



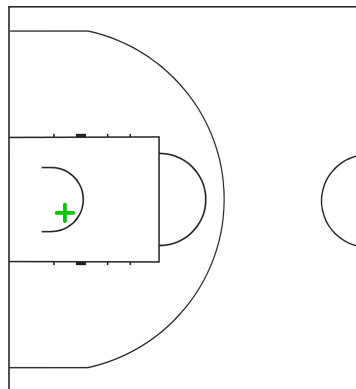
11 SCRUBB Philip



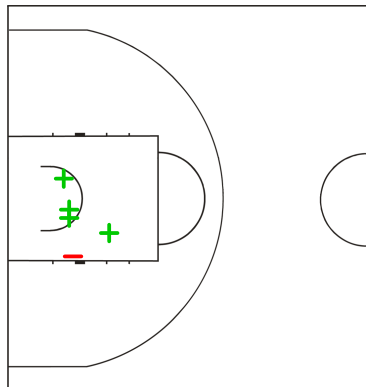
12 POWELL Dwight



13 BACHYNSKI Jordan



15 KLASSEN Owen



LEGEND

+ Shot Made

-

Shot Missed

Timing and Results provided by **TISSOT**



Game No: 12

Shot Chart
Схема бросков

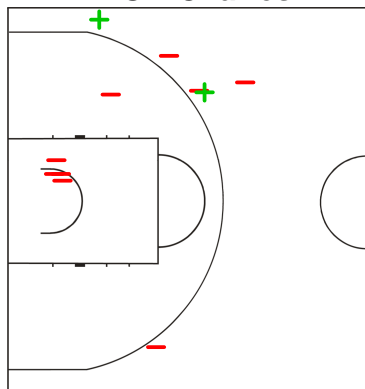
CAN 84 vs 69 SWE
(19 - 10, 24 - 15, 19 - 26, 22 - 18)

Scoring by 5 min intervals:

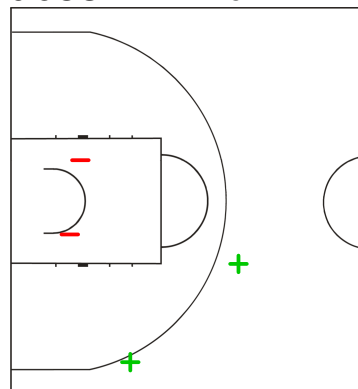
	Q1		Q2		Q3		Q4	
CAN	6	19	30	43	53	62	72	84
SWE	8	10	20	25	38	51	56	69

SWE - Sweden

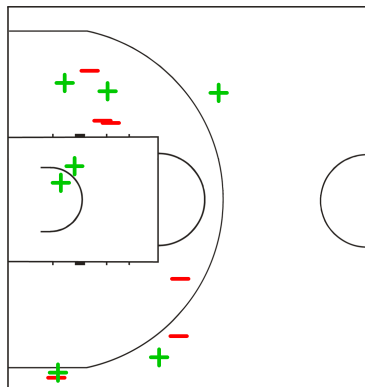
4 BARTON Charles



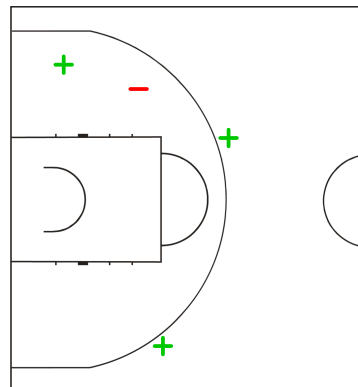
5 JOSEPH Mike



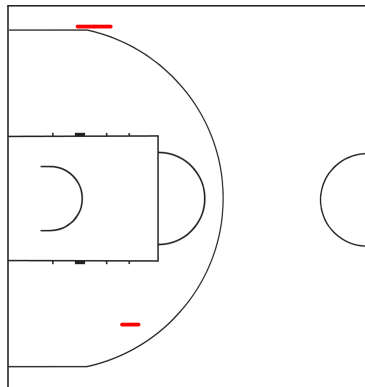
6 CZERAPOWICZ Chris



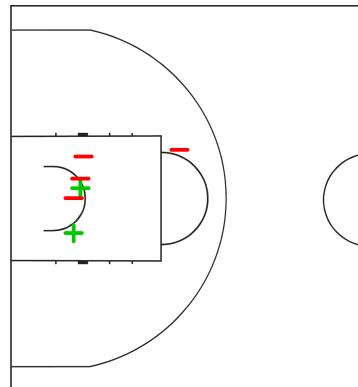
7 KARLSSON Andreas



8 SUNDSTROM Gustav



10 LINDELL Odin



LEGEND

+ Shot Made

-

Shot Missed

Timing and Results provided by **TISSOT**



Game No: 12

Shot Chart
Схема бросков

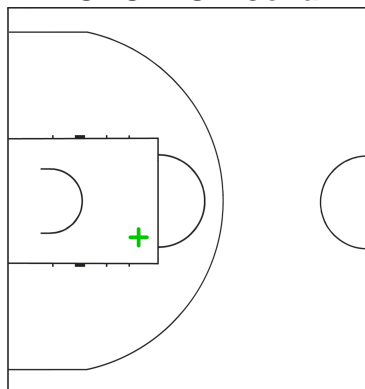
CAN 84 vs 69 SWE
(19 - 10, 24 - 15, 19 - 26, 22 - 18)

Scoring by 5 min intervals:

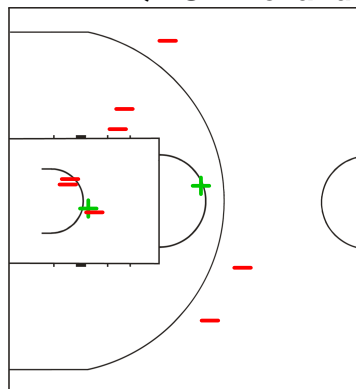
	Q1		Q2		Q3		Q4	
CAN	6	19	30	43	53	62	72	84
SWE	8	10	20	25	38	51	56	69

SWE - Sweden

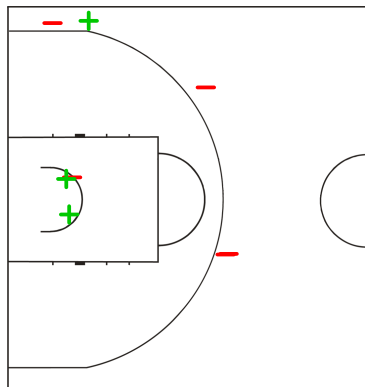
11 RONSTROM Johan



14 LINDQVIST Alexander



15 HAMPTON Pierre



LEGEND

+ Shot Made

- Shot Missed



Game No: 12

Lineup Analysis

Анализ

CAN 84 vs 69 SWE

CAN

Lineup efficiency

5 HESLIP B	7 EJIM M	8 SCRUBB T	11 SCRUBB P	15 KLASSEN O	19:22
4 PANGOS K	6 WILTJER K	10 MULLINGS D	12 POWELL D	14 BURNATOWSKI M	9:59
4 PANGOS K	6 WILTJER K	9 Arop M	10 MULLINGS D	12 POWELL D	6:04
4 PANGOS K	6 WILTJER K	10 MULLINGS D	13 BACHYNSKI J	14 BURNATOWSKI M	3:10
4 PANGOS K	6 WILTJER K	8 SCRUBB T	10 MULLINGS D	12 POWELL D	0:45
4 PANGOS K	5 HESLIP B	7 EJIM M	8 SCRUBB T	15 KLASSEN O	0:40

Score development

5 HESLIP B	7 EJIM M	8 SCRUBB T	11 SCRUBB P	15 KLASSEN O	19:22	+21
4 PANGOS K	5 HESLIP B	7 EJIM M	8 SCRUBB T	15 KLASSEN O	0:40	+2
4 PANGOS K	6 WILTJER K	8 SCRUBB T	10 MULLINGS D	12 POWELL D	0:45	0
4 PANGOS K	6 WILTJER K	9 Arop M	10 MULLINGS D	12 POWELL D	6:04	-2
4 PANGOS K	6 WILTJER K	10 MULLINGS D	13 BACHYNSKI J	14 BURNATOWSKI M	3:10	-3
4 PANGOS K	6 WILTJER K	10 MULLINGS D	12 POWELL D	14 BURNATOWSKI M	9:59	-3



Game No: 12

Lineup Analysis

Анализ

SWE

Lineup efficiency

5	Joseph M	6	CZERAPOWICZ C	10	LINDELL O	14	LINDQVIST A	15	HAMPTON P	7:05
4	BARTON C	6	CZERAPOWICZ C	8	SUNDSTROM G	12	NORMAN S	15	HAMPTON P	4:01
5	Joseph M	6	CZERAPOWICZ C	10	LINDELL O	11	RONSTROM J	15	HAMPTON P	2:36
4	BARTON C	6	CZERAPOWICZ C	7	KARLSSON A	12	NORMAN S	14	LINDQVIST A	2:07
5	Joseph M	6	CZERAPOWICZ C	7	KARLSSON A	10	LINDELL O	15	HAMPTON P	2:07
4	BARTON C	5	Joseph M	8	SUNDSTROM G	10	LINDELL O	14	LINDQVIST A	2:00
4	BARTON C	6	CZERAPOWICZ C	7	KARLSSON A	12	NORMAN S	15	HAMPTON P	1:56
5	Joseph M	6	CZERAPOWICZ C	8	SUNDSTROM G	10	LINDELL O	15	HAMPTON P	1:36
4	BARTON C	5	Joseph M	6	CZERAPOWICZ C	14	LINDQVIST A	15	HAMPTON P	1:35
4	BARTON C	8	SUNDSTROM G	10	LINDELL O	14	LINDQVIST A	15	HAMPTON P	1:34
4	BARTON C	5	Joseph M	6	CZERAPOWICZ C	8	SUNDSTROM G	14	LINDQVIST A	1:34
4	BARTON C	5	Joseph M	6	CZERAPOWICZ C	12	NORMAN S	15	HAMPTON P	1:31
5	Joseph M	6	CZERAPOWICZ C	8	SUNDSTROM G	10	LINDELL O	14	LINDQVIST A	1:24
4	BARTON C	6	CZERAPOWICZ C	8	SUNDSTROM G	12	NORMAN S	14	LINDQVIST A	1:23
4	BARTON C	5	Joseph M	7	KARLSSON A	8	SUNDSTROM G	10	LINDELL O	1:15
4	BARTON C	6	CZERAPOWICZ C	7	KARLSSON A	10	LINDELL O	14	LINDQVIST A	1:13
4	BARTON C	5	Joseph M	6	CZERAPOWICZ C	10	LINDELL O	15	HAMPTON P	1:10
4	BARTON C	6	CZERAPOWICZ C	8	SUNDSTROM G	10	LINDELL O	14	LINDQVIST A	0:47
4	BARTON C	8	SUNDSTROM G	12	NORMAN S	14	LINDQVIST A	15	HAMPTON P	0:39
4	BARTON C	5	Joseph M	8	SUNDSTROM G	12	NORMAN S	15	HAMPTON P	0:37
4	BARTON C	6	CZERAPOWICZ C	10	LINDELL O	14	LINDQVIST A	15	HAMPTON P	0:36
4	BARTON C	7	KARLSSON A	8	SUNDSTROM G	10	LINDELL O	15	HAMPTON P	0:32
4	BARTON C	7	KARLSSON A	8	SUNDSTROM G	11	RONSTROM J	12	NORMAN S	0:22
4	BARTON C	6	CZERAPOWICZ C	7	KARLSSON A	10	LINDELL O	15	HAMPTON P	0:13
4	BARTON C	5	Joseph M	6	CZERAPOWICZ C	10	LINDELL O	14	LINDQVIST A	0:04
4	BARTON C	6	CZERAPOWICZ C	7	KARLSSON A	8	SUNDSTROM G	11	RONSTROM J	0:03

Score development

5	Joseph M	6	CZERAPOWICZ C	10	LINDELL O	11	RONSTROM J	15	HAMPTON P	2:36	+7
4	BARTON C	6	CZERAPOWICZ C	7	KARLSSON A	12	NORMAN S	14	LINDQVIST A	2:07	+5
4	BARTON C	8	SUNDSTROM G	10	LINDELL O	14	LINDQVIST A	15	HAMPTON P	1:34	+4
4	BARTON C	5	Joseph M	7	KARLSSON A	8	SUNDSTROM G	10	LINDELL O	1:15	+2
4	BARTON C	6	CZERAPOWICZ C	7	KARLSSON A	10	LINDELL O	15	HAMPTON P	0:13	+1
4	BARTON C	5	Joseph M	6	CZERAPOWICZ C	10	LINDELL O	15	HAMPTON P	1:10	+1
5	Joseph M	6	CZERAPOWICZ C	8	SUNDSTROM G	10	LINDELL O	14	LINDQVIST A	1:24	+1
4	BARTON C	5	Joseph M	6	CZERAPOWICZ C	8	SUNDSTROM G	14	LINDQVIST A	1:34	+1
4	BARTON C	5	Joseph M	6	CZERAPOWICZ C	10	LINDELL O	14	LINDQVIST A	0:04	0
4	BARTON C	7	KARLSSON A	8	SUNDSTROM G	11	RONSTROM J	12	NORMAN S	0:22	0
4	BARTON C	7	KARLSSON A	8	SUNDSTROM G	10	LINDELL O	15	HAMPTON P	0:32	-1
4	BARTON C	6	CZERAPOWICZ C	10	LINDELL O	14	LINDQVIST A	15	HAMPTON P	0:36	-1
4	BARTON C	6	CZERAPOWICZ C	8	SUNDSTROM G	10	LINDELL O	14	LINDQVIST A	0:47	0
4	BARTON C	6	CZERAPOWICZ C	7	KARLSSON A	10	LINDELL O	14	LINDQVIST A	1:13	0
4	BARTON C	5	Joseph M	8	SUNDSTROM G	10	LINDELL O	14	LINDQVIST A	2:00	0
4	BARTON C	6	CZERAPOWICZ C	7	KARLSSON A	8	SUNDSTROM G	11	RONSTROM J	0:03	-2
4	BARTON C	5	Joseph M	8	SUNDSTROM G	12	NORMAN S	15	HAMPTON P	0:37	-2
4	BARTON C	8	SUNDSTROM G	12	NORMAN S	14	LINDQVIST A	15	HAMPTON P	0:39	-2
4	BARTON C	5	Joseph M	6	CZERAPOWICZ C	12	NORMAN S	15	HAMPTON P	1:31	-2
4	BARTON C	5	Joseph M	6	CZERAPOWICZ C	14	LINDQVIST A	15	HAMPTON P	1:35	-2
5	Joseph M	6	CZERAPOWICZ C	8	SUNDSTROM G	10	LINDELL O	15	HAMPTON P	1:36	-2
5	Joseph M	6	CZERAPOWICZ C	7	KARLSSON A	10	LINDELL O	15	HAMPTON P	2:07	-2
4	BARTON C	6	CZERAPOWICZ C	8	SUNDSTROM G	12	NORMAN S	14	LINDQVIST A	1:23	-3
4	BARTON C	6	CZERAPOWICZ C	7	KARLSSON A	12	NORMAN S	15	HAMPTON P	1:56	-4
4	BARTON C	6	CZERAPOWICZ C	8	SUNDSTROM G	12	NORMAN S	15	HAMPTON P	4:01	-7
5	Joseph M	6	CZERAPOWICZ C	10	LINDELL O	14	LINDQVIST A	15	HAMPTON P	7:05	-7

LEGEND

+ Shot Made - Shot Missed

Timing and Results provided by TISSOT



Game No: 20

Start List

Стартовый список

AUS vs SWE

Referee: KRUG Sergey (RUS)

Umpire: PEDIEV Volodymyr (UKR) / KOVER Fabio (BRA)

AUS - Australia

No.	Name	Pos	Height m / ft in	Age	Current Games Statistics						
					PPG	FG%	3FG%	FT%	RPG	APG	MPG (GP)
4	NORTON Mitch	G	/	20	4.0	20	0	100	0.0	1.0	21:15 (1)
5	CADEE Jason	F	/	22	3.0	20	100		3.0	2.0	16:38 (1)
6	HADZIOMEROVIC Igor	F	/	21	2.0	25	0	0	1.0	3.0	13:52 (1)
7	ODIGIE Owen	F	/	20	0.0	0		0	2.0	0.0	10:50 (1)
8	BLANCHFIELD Todd	F	/	21	15.0	75	60		3.0	2.0	18:09 (1)
9	STEINDL Clint	C	/	24	15.0	42	56		1.0	2.0	19:40 (1)
10	BROEKHOFF Ryan	G	/	22	8.0	17	0	100	2.0	3.0	19:36 (1)
11	DUMOVIC Andrija	F	/	20	1.0	0		50	4.0	0.0	9:58 (1)
12	ELLIS Cody	F	/	23	14.0	40	50	75	6.0	2.0	21:15 (1)
13	YOUNG Mitch	F	/	22	12.0	63		100	2.0	2.0	22:07 (1)
14	BAIRSTOW Cameron	F	/	22	11.0	38	0	100	12.0	4.0	23:24 (1)
15	ANDRONICOS Matthew	F	/	21	0.0				1.0	0.0	3:16 (1)
Team			/	21.5	85.0	40	40	72	46.0	21.0	
Coach		LEMANIS Andrej									
Assistant Coach		DOWNER Michael					SHORT Roman				

AUS Played		
PR	CZE	85 - 57
PR	SWE	8 JUL
PR	CAN	10 JUL
PR	USA	11 JUL
PR	UAE	12 JUL


SWE - Sweden

No.	Name	Pos	Height m / ft in	Age	Current Games Statistics						
					PPG	FG%	3FG%	FT%	RPG	APG	MPG (GP)
4	BARTON Charles	G	1.91/6'3"	21	6.0	18	33		1.0	3.0	25:12 (1)
5	JOSEPH Mike	G	1.84/6'0"	22	6.0	50	100		1.0	6.0	24:34 (1)
6	CZERAPOWICZ Chris	G	2.00/6'7"	21	20.0	54	60	100	7.0	2.0	33:01 (1)
7	KARLSSON Andreas	G	2.00/6'7"	24	8.0	75	100		1.0	1.0	9:48 (1)
8	SUNDSTROM Gustav	G	1.99/6'6"	22	0.0	0	0		1.0	0.0	17:47 (1)
10	LINDELL Odin	F	2.05/6'9"	23	10.0	33		46	5.0	0.0	24:12 (1)
11	RONSTROM Johan	F	2.02/6'8"	23	2.0	100			1.0	0.0	3:01 (1)
12	NORMAN Sebastian	C	2.07/6'9"	20	1.0			50	2.0	0.0	12:36 (1)
13	HARTMAN Richard	F	2.01/6'7"	24	0.0				0.0	0.0	0:00 (0)
14	LINDQVIST Alexander	F	2.05/6'9"	22	8.0	20	0	67	5.0	1.0	22:01 (1)
15	HAMPTON Pierre	F	2.01/6'7"	22	8.0	38	20	50	5.0	2.0	27:48 (1)
Team			2.00/6'7"	22.2	69.0	37	40	58	33.0	15.0	
Coach		BOSNIC Vedran									
Assistant Coach		BENGTSSON Viktor									

SWE Played		
PR	CAN	69 - 84
PR	AUS	8 JUL
PR	USA	10 JUL
PR	UAE	11 JUL
PR	CZE	12 JUL

LEGEND

(1) Point Guard	(2) Shooting Guard	(3) Small Forward	(4) Power Forward	(5) Centre
(C) Captain	3FG% 3 Points Field Goals %	APG Assists per Game	C Centre	F Forward
FG% Field Goals %	FT% Free Throws %	G Guard	GP Games Played	MPG Minutes Played per Game
Pos Playing Position	PPG Points per Game	PR Preliminary Round	RPG Rebounds per Game	

Timing and Results provided by  TISSOT



Game No: 20

Results
Результат

Attendance: 61

Match Duration: 1:31

AUS 70 vs 53 SWE

(13:12, 16:7, 19:14, 22:20)

Referee: KRUG Sergey (RUS)

Commissioner:

Umpire: PEDIEV Volodymyr (UKR) / KOVER Fabio (BRA)

		Q1		Q2		Q3		Q4	
Scoring by 5 min intervals:	AUS	4	13	25	29	38	48	61	70
	SWE	4	12	18	19	21	33	42	53

AUS - Australia

No.	Name	MIN	Field Goals		2 Points		3 Points		Free Throws		Rebounds			AS	TO	ST	BS	PF	FD	PTS
			M/A	%	M/A	%	M/A	%	M/A	%	OR	DR	TOT							
*4	NORTON Mitch	20:05	0/1	0	0/1	0	0/0	0	3/4	75	1	2	3	1	2	0	0	1	2	3
5	CADEE Jason	23:05	3/5	60	3/4	75	0/1	0	2/2	100	0	1	1	3	1	0	0	0	3	8
6	HADZIOMEROVIC Igor	12:22	2/3	67	1/2	50	1/1	100	0/0	0	0	5	5	0	2	1	0	0	0	5
7	ODIGIE Owen	6:57	1/2	50	1/2	50	0/0	0	0/0	0	1	2	3	1	1	0	0	1	0	2
8	BLANCHFIELD Todd	14:03	2/7	29	1/3	33	1/4	25	0/0	0	0	3	3	0	0	0	0	3	0	5
*9	STEINDL Clint	16:50	2/5	40	2/3	67	0/2	0	0/0	0	0	0	0	0	0	1	0	0	0	4
*10	BROEKHOFF Ryan	26:38	4/10	40	2/4	50	2/6	33	1/1	100	0	6	6	1	1	0	0	1	2	11
*11	DUMOVIC Andrija	17:48	6/8	75	6/8	75	0/0	0	0/0	0	2	0	2	1	0	0	0	1	1	12
12	ELLIS Cody	23:28	2/4	50	1/1	100	1/3	33	2/2	100	0	1	1	1	1	0	0	0	3	7
13	YOUNG Mitch	17:43	3/5	60	3/5	60	0/0	0	1/4	25	3	4	7	4	2	0	0	2	4	7
*14	BAIRSTOW Cameron	19:35	1/7	14	1/7	14	0/0	0	4/6	67	2	6	8	3	1	0	0	4	5	6
15	ANDRONICOS Matthew	1:26	0/0	0	0/0	0	0/0	0	0/0	0	0	0	0	0	0	0	0	0	0	0
Team / Coach											0	1	1							
Totals			26/57	46	21/40	53	5/17	29	13/19	68	9	31	40	15	11	2	0	13	20	70

Coach	LEMANIS Andrej	
Assistant Coach	DOWNER Michael	SHORT Roman

SWE - Sweden

No.	Name	MIN	Field Goals		2 Points		3 Points		Free Throws		Rebounds			AS	TO	ST	BS	PF	FD	PTS
			M/A	%	M/A	%	M/A	%	M/A	%	OR	DR	TOT							
*4	BARTON Charles	24:35	3/6	50	2/2	100	1/4	25	2/2	100	1	3	4	0	1	1	0	3	1	9
5	JOSEPH Mike	19:37	2/5	40	2/5	40	0/0	0	0/0	0	0	1	1	2	1	1	0	1	2	4
*6	CZERAPOWICZ Chris	26:14	4/11	36	3/7	43	1/4	25	0/0	0	1	2	3	2	1	0	0	1	3	9
*7	KARLSSON Andreas	22:46	1/5	20	1/5	20	0/0	0	1/2	50	0	4	4	0	0	1	0	2	2	3
8	SUNDSTROM Gustav	12:12	2/5	40	2/5	40	0/0	0	1/2	50	0	0	0	0	0	0	0	3	1	5
*10	LINDELL Odin	27:48	2/3	67	2/3	67	0/0	0	0/0	0	2	3	5	0	3	1	0	3	0	4
11	RONSTROM Johan	8:00	0/2	0	0/1	0	0/1	0	0/0	0	0	0	0	0	1	1	0	1	0	0
12	NORMAN Sebastian	10:57	1/3	33	1/3	33	0/0	0	1/2	50	2	0	2	1	0	0	0	0	2	3
13	HARTMAN Richard	0:00	0/0	0	0/0	0	0/0	0	0/0	0	0	0	0	0	0	0	0	0	0	0
14	LINDQVIST Alexander	24:58	4/9	44	2/4	50	2/5	40	2/2	100	1	6	7	0	2	0	0	4	2	12
*15	HAMPTON Pierre	22:53	2/8	25	2/5	40	0/3	0	0/0	0	0	3	3	1	1	1	0	2	0	4
Team / Coach											0	2	2							
Totals			21/57	37	17/40	43	4/17	24	7/10	70	7	24	31	6	10	6	0	20	13	53

Coach	BOSNIC Vedran	
Assistant Coach	BENGTSSON Viktor	

	AUS	SWE
Points from Turnovers	5	12
Points in the Paint	40	22
Second Chance Points	6	4
Fast Break Points	0	0

	AUS	SWE
Biggest Lead	21	1
Biggest Scoring Run	9-0 (34-19)	7-0 (63-49)
Lead Changes	6	
Times Tied	2	

LEGEND			
%	Shooting Percentage	(C)	Captain
BS	Blocked Shots	DR	Defensive Rebounds
OR	Offensive Rebounds	OTx	Overtime
S	Suspended	ST	Steals
(I)	Injured	FD	Fouls Drawn
PF	Fouls	PTS	Points
TO	Turnovers	TOT	Total Rebounds
*	Starters	AS	Assists
M/A	Made / Attempts	MIN	Minutes Played
Qx	Quarter Time		

Timing and Results provided by TISSOT



Game No: 20

Shot Chart
Схема бросков

AUS 70 vs 53 SWE

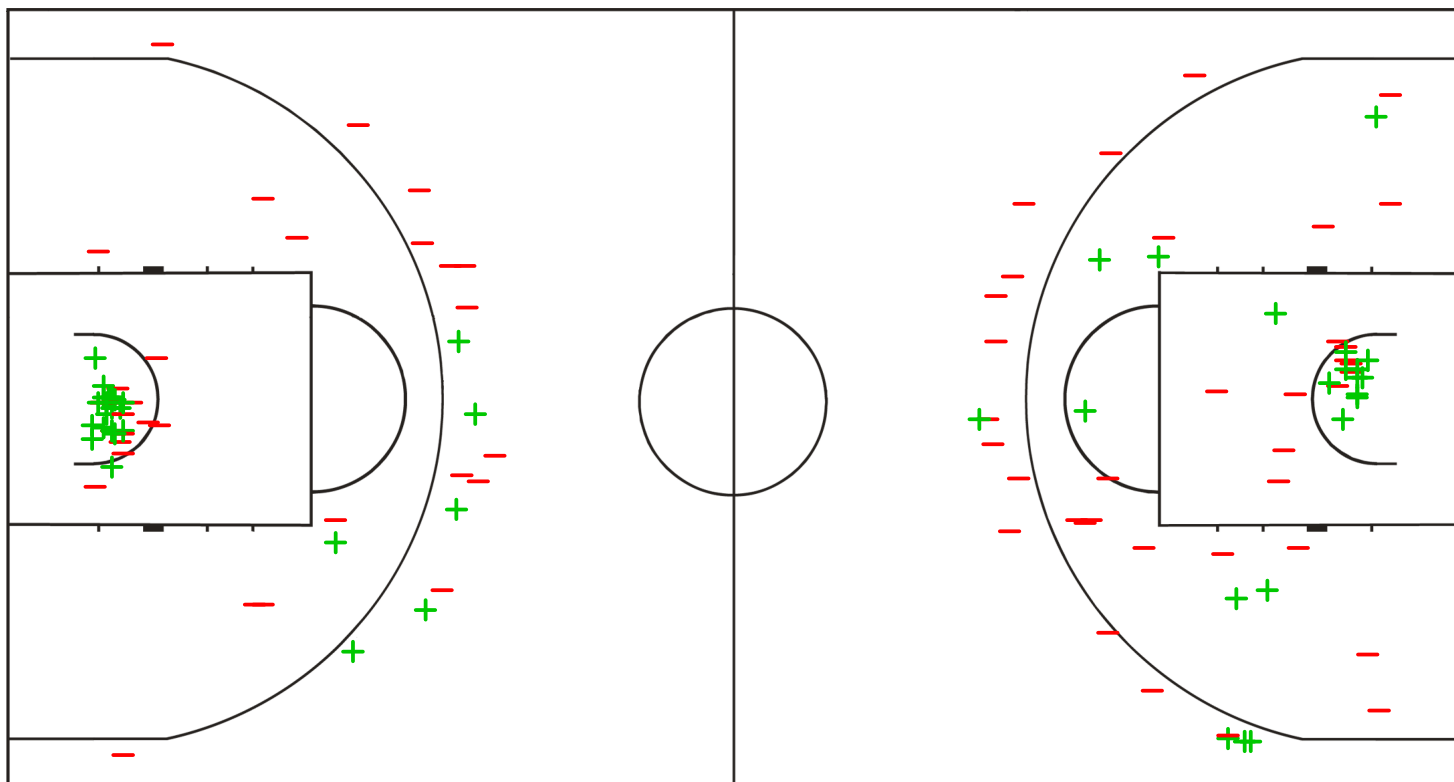
(13 - 12, 16 - 7, 19 - 14, 22 - 20)

Scoring by 5 min intervals:

	Q1		Q2		Q3		Q4	
AUS	4	13	25	29	38	48	61	70
SWE	4	12	18	19	21	33	42	53

AUS - Australia

SWE - Sweden



LEGEND

+ Shot Made

- Shot Missed

Timing and Results provided by **TISSOT**



Game No: 20

Shot Chart
Схема бросков

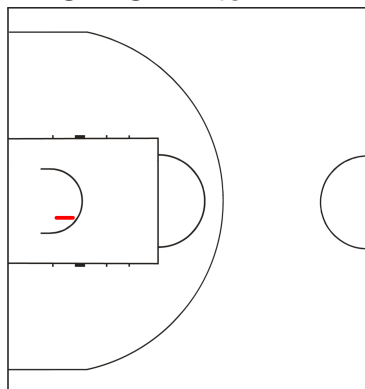
AUS 70 vs 53 SWE
(13 - 12, 16 - 7, 19 - 14, 22 - 20)

Scoring by 5 min intervals:

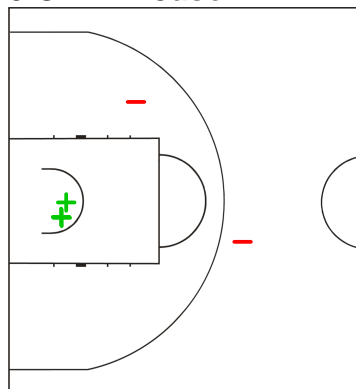
	Q1		Q2		Q3		Q4	
AUS	4	13	25	29	38	48	61	70
SWE	4	12	18	19	21	33	42	53

AUS - Australia

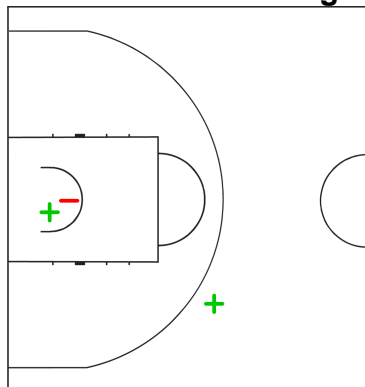
4 NORTON Mitch



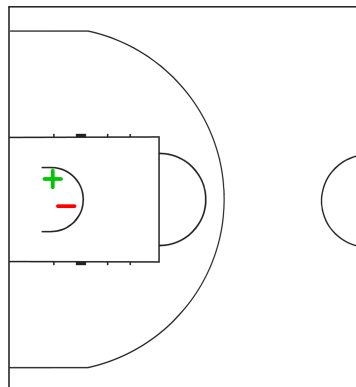
5 CADEE Jason



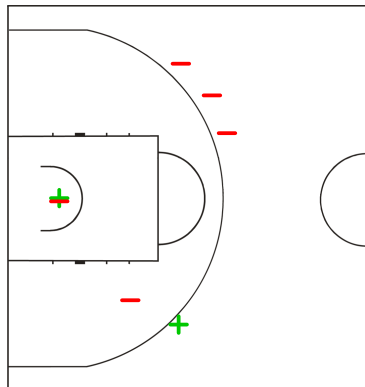
6 HADZIOMEROVIC Igor



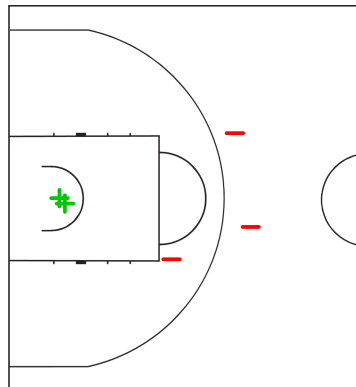
7 ODIGIE Owen



8 BLANCHFIELD Todd



9 STEINDL Clint



LEGEND

+ Shot Made

-

Shot Missed

Timing and Results provided by **TISSOT**



Game No: 20

Shot Chart
Схема бросков

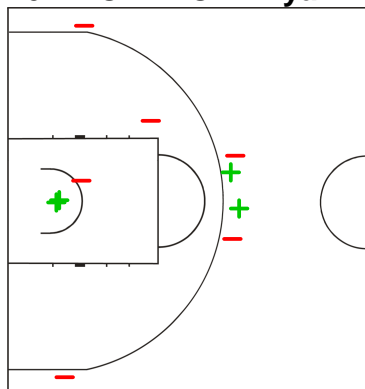
AUS 70 vs 53 SWE
(13 - 12, 16 - 7, 19 - 14, 22 - 20)

Scoring by 5 min intervals:

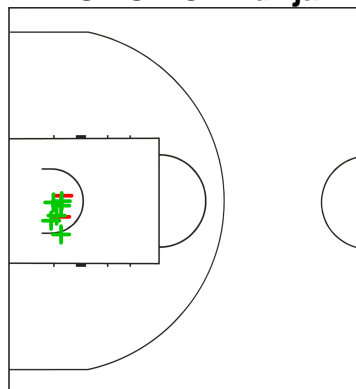
	Q1		Q2		Q3		Q4	
AUS	4	13	25	29	38	48	61	70
SWE	4	12	18	19	21	33	42	53

AUS - Australia

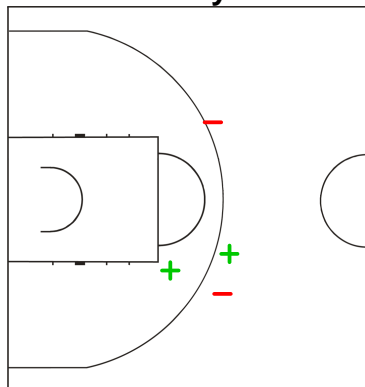
10 BROEKHOFF Ryan



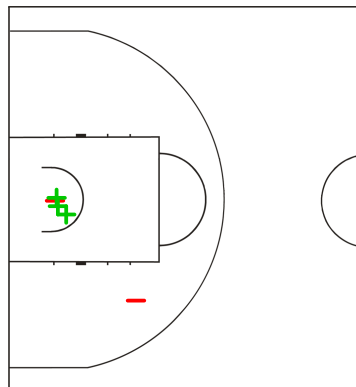
11 DUMOVIC Andrija



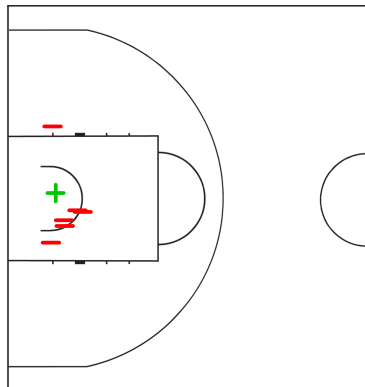
12 ELLIS Cody



13 YOUNG Mitch



14 BAIRSTOW Cameron



LEGEND

+ Shot Made

- Shot Missed



Game No: 20

Shot Chart
Схема бросков

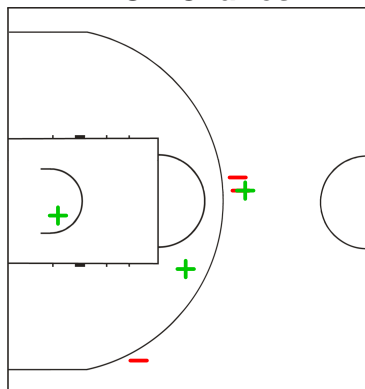
AUS 70 vs 53 SWE
(13 - 12, 16 - 7, 19 - 14, 22 - 20)

Scoring by 5 min intervals:

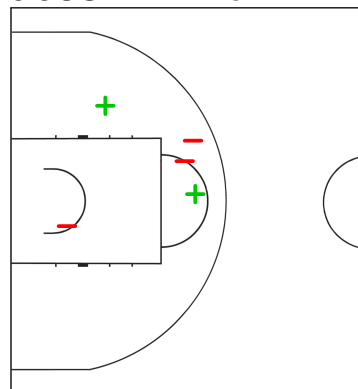
	Q1		Q2		Q3		Q4	
AUS	4	13	25	29	38	48	61	70
SWE	4	12	18	19	21	33	42	53

SWE - Sweden

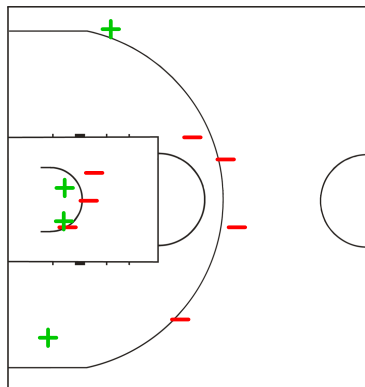
4 BARTON Charles



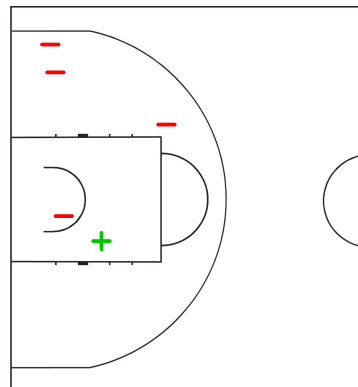
5 JOSEPH Mike



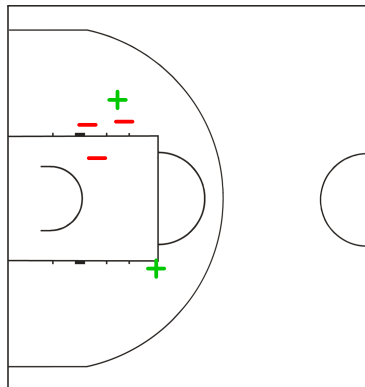
6 CZERAPOWICZ Chris



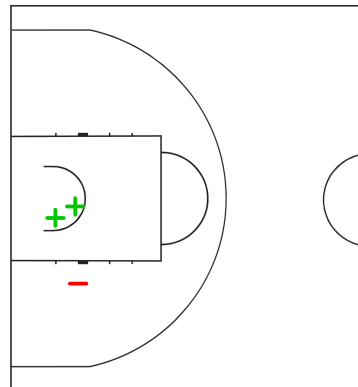
7 KARLSSON Andreas



8 SUNDSTROM Gustav



10 LINDELL Odin



LEGEND

+ Shot Made

-

Shot Missed

Timing and Results provided by TISSOT



Game No: 20

Shot Chart
Схема бросков

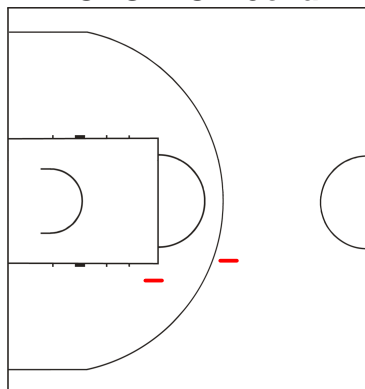
AUS 70 vs 53 SWE
(13 - 12, 16 - 7, 19 - 14, 22 - 20)

Scoring by 5 min intervals:

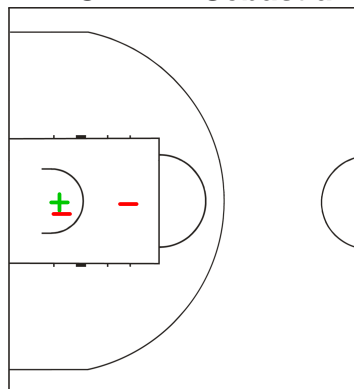
	Q1		Q2		Q3		Q4	
AUS	4	13	25	29	38	48	61	70
SWE	4	12	18	19	21	33	42	53

SWE - Sweden

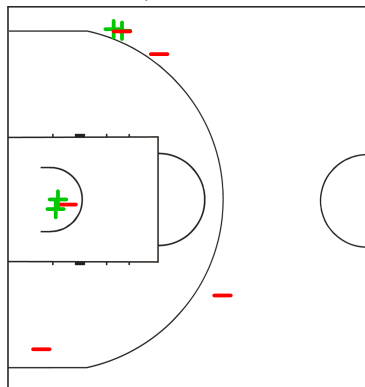
11 RONSTROM Johan



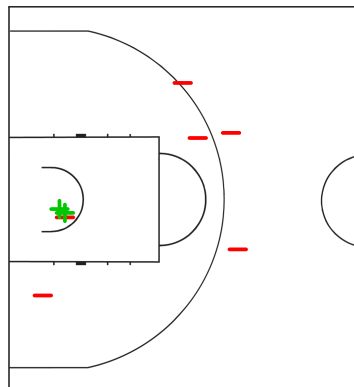
12 NORMAN Sebastian



14 LINDQVIST Alexander



15 HAMPTON Pierre



LEGEND

+ Shot Made

- Shot Missed



Game No: 20

Lineup Analysis

Анализ

AUS 70 vs 53 SWE

AUS

Lineup efficiency

4	NORTON M	9	STEINDL C	10	Broekhoff R	11	Dumovic A	14	Bairstow C	4:20
4	NORTON M	7	Odigie O	10	Broekhoff R	11	Dumovic A	14	Bairstow C	4:12
5	Cadee J	6	Hadziomerovic I	8	Blanchfield T	12	Ellis C	13	YOUNG M	3:55
5	Cadee J	8	Blanchfield T	10	Broekhoff R	12	Ellis C	13	YOUNG M	3:49
4	NORTON M	9	STEINDL C	10	Broekhoff R	11	Dumovic A	12	Ellis C	3:09
4	NORTON M	9	STEINDL C	10	Broekhoff R	12	Ellis C	14	Bairstow C	3:03
5	Cadee J	6	Hadziomerovic I	9	STEINDL C	13	YOUNG M	14	Bairstow C	2:47
5	Cadee J	9	STEINDL C	10	Broekhoff R	11	Dumovic A	12	Ellis C	2:14
4	NORTON M	5	Cadee J	8	Blanchfield T	12	Ellis C	13	YOUNG M	1:44
5	Cadee J	6	Hadziomerovic I	8	Blanchfield T	13	YOUNG M	14	Bairstow C	1:43
5	Cadee J	6	Hadziomerovic I	10	Broekhoff R	11	Dumovic A	12	Ellis C	1:33
4	NORTON M	5	Cadee J	8	Blanchfield T	12	Ellis C	15	Andronicos M	1:26
4	NORTON M	6	Hadziomerovic I	9	STEINDL C	13	YOUNG M	14	Bairstow C	1:17
5	Cadee J	7	Odigie O	10	Broekhoff R	12	Ellis C	13	YOUNG M	1:15
5	Cadee J	7	Odigie O	10	Broekhoff R	11	Dumovic A	14	Bairstow C	1:00
5	Cadee J	8	Blanchfield T	10	Broekhoff R	11	Dumovic A	12	Ellis C	0:56
5	Cadee J	6	Hadziomerovic I	10	Broekhoff R	13	YOUNG M	14	Bairstow C	0:43
4	NORTON M	7	Odigie O	8	Blanchfield T	13	YOUNG M	14	Bairstow C	0:30
4	NORTON M	6	Hadziomerovic I	10	Broekhoff R	11	Dumovic A	12	Ellis C	0:24

Score development

4	NORTON M	9	STEINDL C	10	Broekhoff R	11	Dumovic A	14	Bairstow C	4:20	+6
5	Cadee J	7	Odigie O	10	Broekhoff R	11	Dumovic A	14	Bairstow C	1:00	+5
5	Cadee J	9	STEINDL C	10	Broekhoff R	11	Dumovic A	12	Ellis C	2:14	+5
4	NORTON M	5	Cadee J	8	Blanchfield T	12	Ellis C	13	YOUNG M	1:44	+4
5	Cadee J	6	Hadziomerovic I	9	STEINDL C	13	YOUNG M	14	Bairstow C	2:47	+4
5	Cadee J	8	Blanchfield T	10	Broekhoff R	12	Ellis C	13	YOUNG M	3:49	+4
4	NORTON M	6	Hadziomerovic I	9	STEINDL C	13	YOUNG M	14	Bairstow C	1:17	+2
5	Cadee J	6	Hadziomerovic I	10	Broekhoff R	11	Dumovic A	12	Ellis C	1:33	+1
4	NORTON M	6	Hadziomerovic I	10	Broekhoff R	11	Dumovic A	12	Ellis C	0:24	0
4	NORTON M	7	Odigie O	8	Blanchfield T	13	YOUNG M	14	Bairstow C	0:30	0
5	Cadee J	8	Blanchfield T	10	Broekhoff R	11	Dumovic A	12	Ellis C	0:56	0
5	Cadee J	7	Odigie O	10	Broekhoff R	12	Ellis C	13	YOUNG M	1:15	0
4	NORTON M	9	STEINDL C	10	Broekhoff R	12	Ellis C	14	Bairstow C	3:03	0
5	Cadee J	6	Hadziomerovic I	8	Blanchfield T	12	Ellis C	13	YOUNG M	3:55	0
5	Cadee J	6	Hadziomerovic I	10	Broekhoff R	13	YOUNG M	14	Bairstow C	0:43	-2
4	NORTON M	5	Cadee J	8	Blanchfield T	12	Ellis C	15	Andronicos M	1:26	-2
4	NORTON M	9	STEINDL C	10	Broekhoff R	11	Dumovic A	12	Ellis C	3:09	-3
5	Cadee J	6	Hadziomerovic I	8	Blanchfield T	13	YOUNG M	14	Bairstow C	1:43	-4
4	NORTON M	7	Odigie O	10	Broekhoff R	11	Dumovic A	14	Bairstow C	4:12	-5



Game No: 20

Lineup Analysis

Анализ

SWE

Lineup efficiency


4	BARTON C	6	CZERAPOWICZ C	7	KARLSSON A	10	LINDELL O	15	HAMPTON P	5:02
4	BARTON C	6	CZERAPOWICZ C	7	KARLSSON A	10	LINDELL O	11	RONSTROM J	3:43
5	Joseph M	8	SUNDSTROM G	12	NORMAN S	14	LINDQVIST A	15	HAMPTON P	3:20
5	Joseph M	7	KARLSSON A	12	NORMAN S	14	LINDQVIST A	15	HAMPTON P	2:51
4	BARTON C	6	CZERAPOWICZ C	8	SUNDSTROM G	10	LINDELL O	14	LINDQVIST A	2:37
4	BARTON C	6	CZERAPOWICZ C	7	KARLSSON A	10	LINDELL O	14	LINDQVIST A	2:33
4	BARTON C	7	KARLSSON A	12	NORMAN S	14	LINDQVIST A	15	HAMPTON P	2:17
4	BARTON C	6	CZERAPOWICZ C	8	SUNDSTROM G	10	LINDELL O	11	RONSTROM J	2:14
4	BARTON C	6	CZERAPOWICZ C	10	LINDELL O	14	LINDQVIST A	15	HAMPTON P	1:57
5	Joseph M	6	CZERAPOWICZ C	8	SUNDSTROM G	10	LINDELL O	14	LINDQVIST A	1:53
5	Joseph M	6	CZERAPOWICZ C	10	LINDELL O	14	LINDQVIST A	15	HAMPTON P	1:53
5	Joseph M	6	CZERAPOWICZ C	7	KARLSSON A	12	NORMAN S	15	HAMPTON P	1:42
4	BARTON C	5	Joseph M	7	KARLSSON A	10	LINDELL O	14	LINDQVIST A	1:39
4	BARTON C	5	Joseph M	8	SUNDSTROM G	10	LINDELL O	11	RONSTROM J	1:26
5	Joseph M	7	KARLSSON A	10	LINDELL O	14	LINDQVIST A	15	HAMPTON P	0:49
5	Joseph M	6	CZERAPOWICZ C	12	NORMAN S	14	LINDQVIST A	15	HAMPTON P	0:47
5	Joseph M	8	SUNDSTROM G	10	LINDELL O	14	LINDQVIST A	15	HAMPTON P	0:42
4	BARTON C	5	Joseph M	7	KARLSSON A	14	LINDQVIST A	15	HAMPTON P	0:42
5	Joseph M	6	CZERAPOWICZ C	7	KARLSSON A	10	LINDELL O	11	RONSTROM J	0:37
5	Joseph M	6	CZERAPOWICZ C	7	KARLSSON A	14	LINDQVIST A	15	HAMPTON P	0:33
4	BARTON C	5	Joseph M	6	CZERAPOWICZ C	10	LINDELL O	14	LINDQVIST A	0:25
5	Joseph M	6	CZERAPOWICZ C	7	KARLSSON A	10	LINDELL O	15	HAMPTON P	0:18

Score development

4	BARTON C	6	CZERAPOWICZ C	7	KARLSSON A	10	LINDELL O	14	LINDQVIST A	2:33	+5
5	Joseph M	7	KARLSSON A	10	LINDELL O	14	LINDQVIST A	15	HAMPTON P	0:49	+2
4	BARTON C	5	Joseph M	8	SUNDSTROM G	10	LINDELL O	11	RONSTROM J	1:26	+2
5	Joseph M	6	CZERAPOWICZ C	7	KARLSSON A	10	LINDELL O	15	HAMPTON P	0:18	0
4	BARTON C	5	Joseph M	6	CZERAPOWICZ C	10	LINDELL O	14	LINDQVIST A	0:25	0
5	Joseph M	6	CZERAPOWICZ C	7	KARLSSON A	14	LINDQVIST A	15	HAMPTON P	0:33	0
5	Joseph M	6	CZERAPOWICZ C	7	KARLSSON A	10	LINDELL O	11	RONSTROM J	0:37	0
5	Joseph M	8	SUNDSTROM G	10	LINDELL O	14	LINDQVIST A	15	HAMPTON P	0:42	0
4	BARTON C	5	Joseph M	7	KARLSSON A	14	LINDQVIST A	15	HAMPTON P	0:42	0
5	Joseph M	6	CZERAPOWICZ C	12	NORMAN S	14	LINDQVIST A	15	HAMPTON P	0:47	0
4	BARTON C	5	Joseph M	7	KARLSSON A	10	LINDELL O	14	LINDQVIST A	1:39	0
5	Joseph M	6	CZERAPOWICZ C	7	KARLSSON A	12	NORMAN S	15	HAMPTON P	1:42	0
4	BARTON C	6	CZERAPOWICZ C	10	LINDELL O	14	LINDQVIST A	15	HAMPTON P	1:57	-1
4	BARTON C	6	CZERAPOWICZ C	8	SUNDSTROM G	10	LINDELL O	14	LINDQVIST A	2:37	-1
5	Joseph M	8	SUNDSTROM G	12	NORMAN S	14	LINDQVIST A	15	HAMPTON P	3:20	0
4	BARTON C	6	CZERAPOWICZ C	7	KARLSSON A	10	LINDELL O	15	HAMPTON P	5:02	0
4	BARTON C	6	CZERAPOWICZ C	7	KARLSSON A	10	LINDELL O	11	RONSTROM J	3:43	-2
5	Joseph M	6	CZERAPOWICZ C	8	SUNDSTROM G	10	LINDELL O	14	LINDQVIST A	1:53	-3
4	BARTON C	7	KARLSSON A	12	NORMAN S	14	LINDQVIST A	15	HAMPTON P	2:17	-3
5	Joseph M	6	CZERAPOWICZ C	10	LINDELL O	14	LINDQVIST A	15	HAMPTON P	1:53	-4
4	BARTON C	6	CZERAPOWICZ C	8	SUNDSTROM G	10	LINDELL O	11	RONSTROM J	2:14	-4
5	Joseph M	7	KARLSSON A	12	NORMAN S	14	LINDQVIST A	15	HAMPTON P	2:51	-8

LEGEND

+ Shot Made - Shot Missed

Timing and Results provided by  TISSOT



Game No: 19

Start List

Стартовый список

USA vs CZE

Referee: SUSLOV Timo (EST)

Umpire: MATSUMOTO Kihamu (JPN) / HILKE Henri (FIN)

USA - United States

No.	Name	Pos	Height m / ft in	Age	Current Games Statistics						
					PPG	FG%	3FG%	FT%	RPG	APG	MPG (GP)
4	FERRELL Kevin	G	/	20	15.0	38	17	50	5.0	13.0	24:22 (1)
5	SHEEHEY William	F	/	21	15.0	54		100	4.0	2.0	18:16 (1)
6	HAWS Tyler	G	/	22	4.0	33	0	100	7.0	2.0	11:19 (1)
7	HANCOCK Luke	F	/	23	9.0	30	38		0.0	2.0	14:11 (1)
8	DINWIDDIE Spencer	G	/	20	11.0	60	100	100	4.0	8.0	15:38 (1)
9	KILPATRICK Sean	G	/	23	18.0	50	44		4.0	3.0	23:47 (1)
10	GRAHAM Treveon	F	/	19	13.0	60	0	100	9.0	2.0	19:32 (1)
11	MCDERMOTT Douglas	F	/	21	15.0	86	75		4.0	2.0	12:36 (1)
12	JEFFERSON Cory	C	/	22	14.0	78			11.0	0.0	20:52 (1)
13	WHITE Aaron	C	/	20	16.0	83	67	67	4.0	1.0	20:19 (1)
14	PAYNE Adreian	F	/	22	0.0				2.0	0.0	2:00 (1)
15	KIRK Alex	C	/	21	10.0	80		50	12.0	1.0	17:08 (1)
Team			/	21.2	140.0	56	38	75	70.0	36.0	
Coach		MCKILLOP Robert									
Assistant Coach		MARTIN Frank					BEILEIN John				

USA Played		
PR	UAE	140 - 46
PR	CZE	8 JUL
PR	SWE	10 JUL
PR	AUS	11 JUL
PR	CAN	12 JUL


CZE - Czech Republic

No.	Name	Pos	Height m / ft in	Age	Current Games Statistics						
					PPG	FG%	3FG%	FT%	RPG	APG	MPG (GP)
4	SOTNAR Michal		1.88/6'2"	20	2.0	0	0	50	1.0	0.0	15:57 (1)
5	MARES Michal		1.92/6'4"	20	3.0	100	100		0.0	1.0	14:11 (1)
6	ZAMPACH Adam		1.98/6'6"	23	0.0	0			0.0	0.0	8:30 (1)
7	VLCEK Krystof		1.95/6'5"	21	3.0	50		50	1.0	0.0	14:01 (1)
8	CIZ Adam		1.92/6'4"	21	14.0	36	29	100	1.0	2.0	27:01 (1)
9	CVEK Viktor		2.00/6'7"	24	8.0	17	33	83	4.0	1.0	24:41 (1)
10	PETERKA Ondrej		1.98/6'6"	22	5.0	29	33		3.0	0.0	15:39 (1)
11	SLAVIK Jiri		2.03/6'8"	23	7.0	38	0	50	10.0	0.0	20:57 (1)
12	JIRICEK Jan		2.03/6'8"	23	1.0	0		50	3.0	1.0	8:46 (1)
13	KRAKOVIC Jakub		2.05/6'9"	22	7.0	17		83	1.0	0.0	16:41 (1)
14	GNIADK Martin		2.03/6'8"	23	0.0	0			1.0	0.0	15:20 (1)
15	VOSLAJER Tomas		2.11/6'11"	22	7.0	25		83	10.0	1.0	18:16 (1)
Team			1.99/6'6"	22.0	57.0	26	31	73	41.0	6.0	
Coach		PETERKA Lubomir									
Assistant Coach		BENES Pavel									

CZE Played		
PR	AUS	57 - 85
PR	USA	8 JUL
PR	UAE	10 JUL
PR	CAN	11 JUL
PR	SWE	12 JUL

LEGEND

(1)	Point Guard	(2)	Shooting Guard	(3)	Small Forward	(4)	Power Forward	(5)	Centre
(C)	Captain	3FG%	3 Points Field Goals %	APG	Assists per Game	C	Centre	F	Forward
FG%	Field Goals %	FT%	Free Throws %	G	Guard	GP	Games Played	MPG	Minutes Played per Game
Pos	Playing Position	PPG	Points per Game	PR	Preliminary Round	RPG	Rebounds per Game		

Timing and Results provided by  TISSOT



Game No: 19

Results
Результат

Match Duration: 1:45

USA 96 vs 53 CZE
(20:9, 21:13, 25:16, 30:15)

Referee: SUSLOV Timo (EST)

Commissioner:

Umpire: MATSUMOTO Kihamu (JPN) / HILKE Henri (FIN)

Scoring by 5 min intervals:	USA	Q1		Q2		Q3		Q4	
		10	20	33	41	55	66	81	96
	CZE	4	9	15	22	29	38	41	53

USA - United States

No.	Name	MIN	Field Goals		2 Points		3 Points		Free Throws		Rebounds			AS	TO	ST	BS	PF	FD	PTS
			M/A	%	M/A	%	M/A	%	M/A	%	OR	DR	TOT							
4	FERRELL Kevin	19:01	3/6	50	2/3	67	1/3	33	0/0	0	0	2	2	4	1	0	0	2	2	7
5	SHEEHEY William	15:24	4/5	80	2/3	67	2/2	100	0/0	0	0	4	4	4	1	1	0	1	2	10
6	HAWS Tyler	11:59	1/4	25	1/3	33	0/1	0	0/0	0	0	1	1	0	1	0	0	1	0	2
*7	HANCOCK Luke	17:23	5/11	45	0/1	0	5/10	50	0/0	0	2	0	2	0	1	1	0	1	1	15
*8	DINWIDDIE Spencer	22:20	2/6	33	2/5	40	0/1	0	1/2	50	0	2	2	3	0	1	0	2	1	5
9	KILPATRICK Sean	14:58	2/9	22	1/4	25	1/5	20	2/2	100	1	0	1	1	1	1	0	0	2	7
*10	GRAHAM Treveon	18:55	2/8	25	1/3	33	1/5	20	1/2	50	4	3	7	3	0	1	0	1	2	6
*11	MCDERMOTT Douglas	27:58	8/15	53	6/8	75	2/7	29	5/5	100	4	6	10	1	0	2	0	0	3	23
12	JEFFERSON Cory	22:52	5/9	56	5/9	56	0/0	0	0/0	0	8	7	15	0	1	1	1	0	0	10
13	WHITE Aaron	13:23	1/4	25	1/3	33	0/1	0	0/0	0	1	2	3	0	3	0	0	3	0	2
*14	PAYNE Adreian	8:40	2/4	50	2/3	67	0/1	0	3/4	75	3	3	6	1	2	2	1	4	5	7
15	KIRK Alex	7:07	0/1	0	0/1	0	0/0	0	2/2	100	2	2	4	0	0	0	1	1	1	2
Team / Coach											2	3	5		1					
Totals			35/82	43	23/46	50	12/36	33	14/17	82	27	35	62	17	12	10	3	16	19	96
Coach		MCKILLOP Robert																		
Assistant Coach		MARTIN Frank						BEILEIN John												

CZE - Czech Republic

No.	Name	MIN	Field Goals		2 Points		3 Points		Free Throws		Rebounds			AS	TO	ST	BS	PF	FD	PTS
			M/A	%	M/A	%	M/A	%	M/A	%	OR	DR	TOT							
4	SOTNAR Michal	19:52	3/6	50	1/1	100	2/5	40	1/2	50	0	3	3	2	2	0	0	3	3	9
*5	MARES Michal	19:15	1/5	20	1/2	50	0/3	0	0/0	0	1	0	1	1	3	0	0	1	0	2
6	ZAMPACH Adam	11:14	2/5	40	2/4	50	0/1	0	0/0	0	2	0	2	0	1	0	0	1	0	4
7	VLCEK Krystof	9:31	1/2	50	1/2	50	0/0	0	1/1	100	0	0	0	0	1	0	0	1	1	3
*8	CIZ Adam	20:08	1/7	14	1/3	33	0/4	0	0/0	0	0	2	2	1	5	0	0	1	1	2
9	CVEK Viktor	12:29	0/4	0	0/2	0	0/2	0	0/0	0	0	1	1	0	1	0	0	1	0	0
*10	PETERKA Ondrej	27:31	5/8	63	3/4	75	2/4	50	0/0	0	0	2	2	0	2	0	1	4	0	12
*11	SLAVIK Jiri	20:53	3/6	50	3/6	50	0/0	0	0/0	0	2	4	6	0	1	0	0	3	2	6
12	JIRICEK Jan	3:59	0/2	0	0/2	0	0/0	0	0/0	0	1	0	1	0	0	0	0	0	0	0
13	KRAKOVIC Jakub	16:48	1/8	13	1/7	14	0/1	0	2/5	40	0	4	4	0	1	1	0	1	4	4
*14	GNIADK Martin	16:00	0/3	0	0/2	0	0/1	0	0/0	0	0	0	0	2	1	0	0	3	1	0
15	VOSLAJER Tomas	22:20	3/8	38	3/8	38	0/0	0	5/5	100	2	1	3	0	0	1	1	0	4	11
Team / Coach											2	2	4		0					
Totals			20/64	31	16/43	37	4/21	19	9/13	69	10	19	29	6	18	2	2	19	16	53
Coach		PETERKA Lubomir																		
Assistant Coach		BENES Pavel																		

	USA	CZE
Points from Turnovers	16	11
Points in the Paint	36	26
Second Chance Points	24	9
Fast Break Points	7	2

	USA	CZE
Biggest Lead	44	0
Biggest Scoring Run	9-0 (30-11)	7-0 (38-22)
Lead Changes	0	
Times Tied	0	

LEGEND			
%	Shooting Percentage	(C)	Captain
BS	Blocked Shots	DR	Defensive Rebounds
OR	Offensive Rebounds	OTx	Overtime
S	Suspended	ST	Steals
(I)	Injured	FD	Fouls Drawn
*	Starters	PF	Fouls
M/A	Made / Attempts	TO	Turnovers
PTS	Points	TOT	Total Rebounds
AS	Assists	MIN	Minutes Played
Qx	Quarter Time		

Timing and Results provided by TISSOT



Game No: 19

Shot Chart
Схема бросков

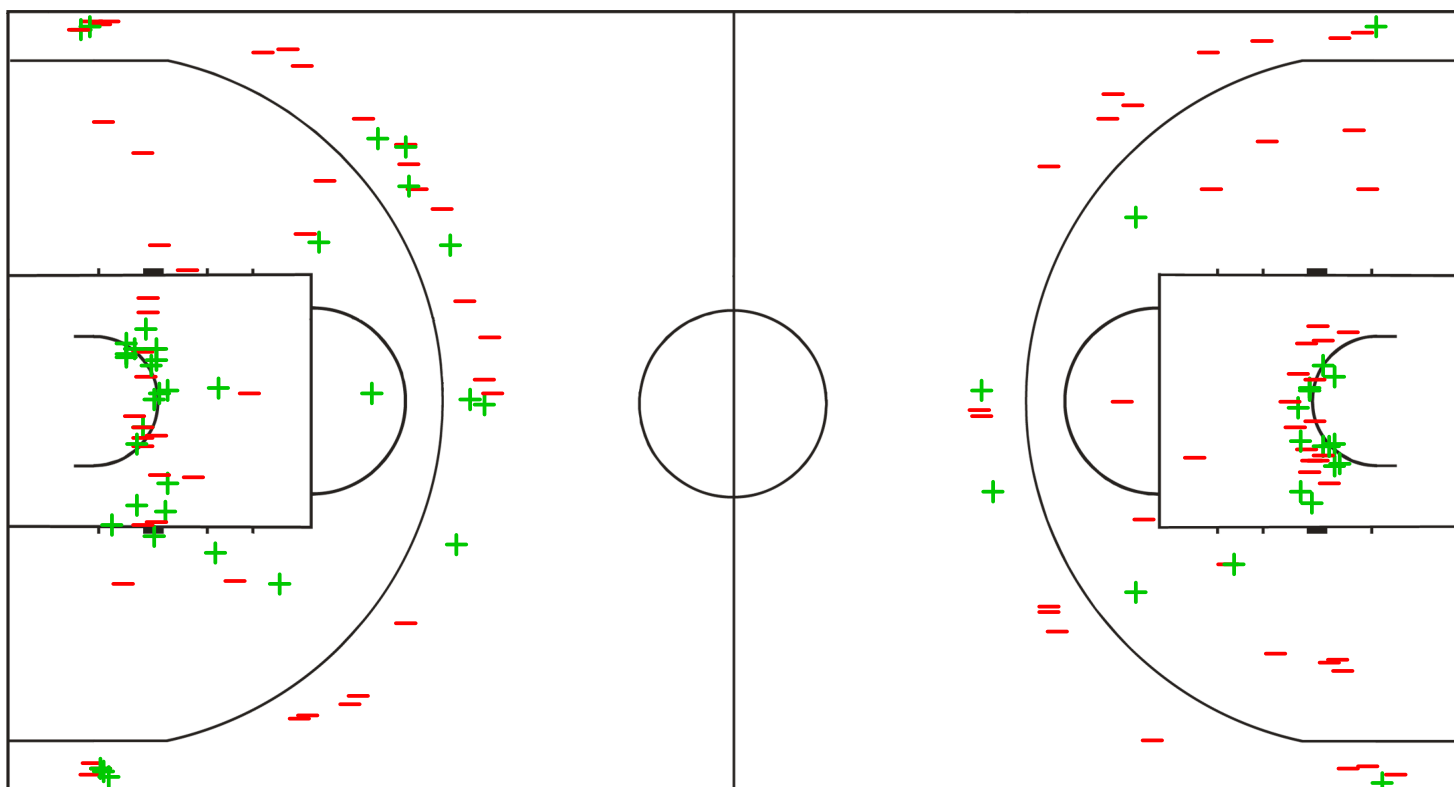
USA 96 vs 53 CZE
(20 - 9, 21 - 13, 25 - 16, 30 - 15)

Scoring by 5 min intervals:

	Q1		Q2		Q3		Q4	
USA	10	20	33	41	55	66	81	96
CZE	4	9	15	22	29	38	41	53

USA - United States

CZE - Czech Republic



LEGEND

+ Shot Made

- Shot Missed

Timing and Results provided by **TISSOT**



Game No: 19

Shot Chart
Схема бросков

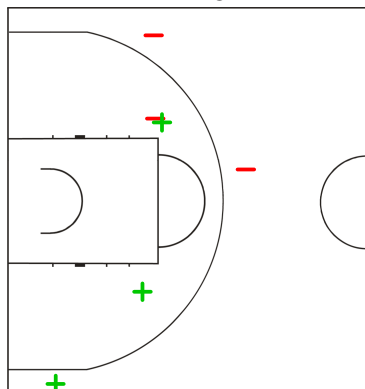
USA 96 vs 53 CZE
(20 - 9, 21 - 13, 25 - 16, 30 - 15)

Scoring by 5 min intervals:

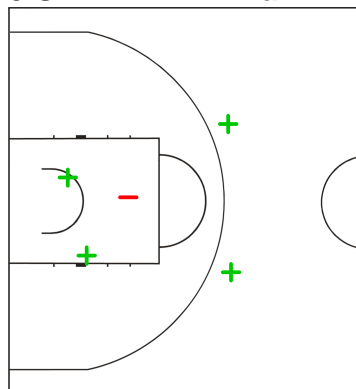
	Q1		Q2		Q3		Q4	
USA	10	20	33	41	55	66	81	96
CZE	4	9	15	22	29	38	41	53

USA - United States

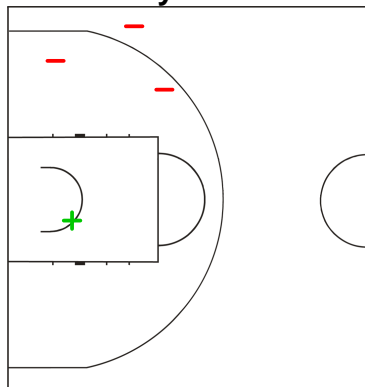
4 FERRELL Kevin



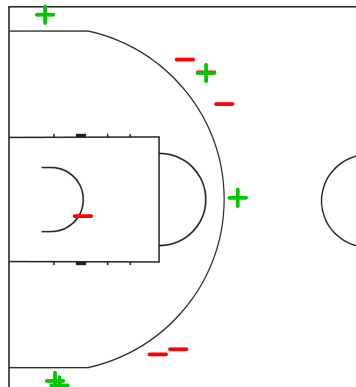
5 SHEEHEY William



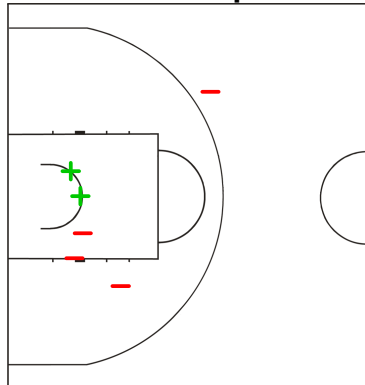
6 HAWS Tyler



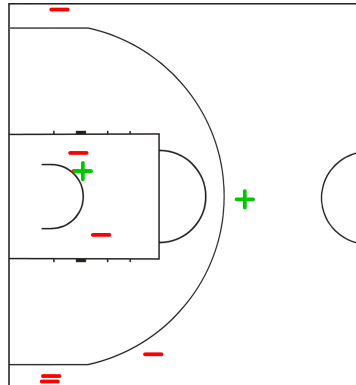
7 HANCOCK Luke



8 DINWIDDIE Spencer



9 KILPATRICK Sean



LEGEND

+ Shot Made

-

Shot Missed

Timing and Results provided by TISSOT



Game No: 19

Shot Chart
Схема бросков

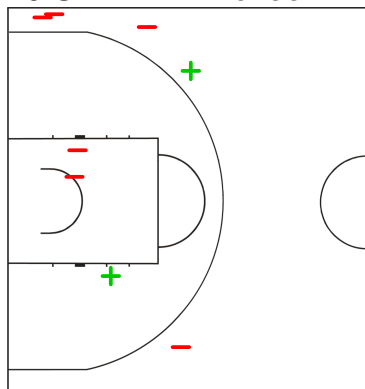
USA 96 vs 53 CZE
(20 - 9, 21 - 13, 25 - 16, 30 - 15)

Scoring by 5 min intervals:

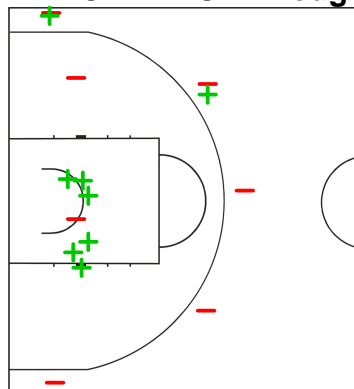
	Q1		Q2		Q3		Q4	
USA	10	20	33	41	55	66	81	96
CZE	4	9	15	22	29	38	41	53

USA - United States

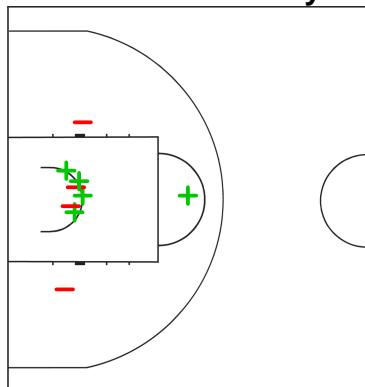
10 GRAHAM Treveon



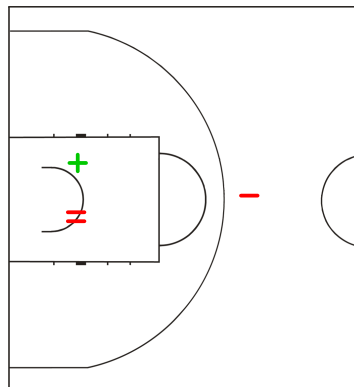
11 MCDERMOTT Douglas



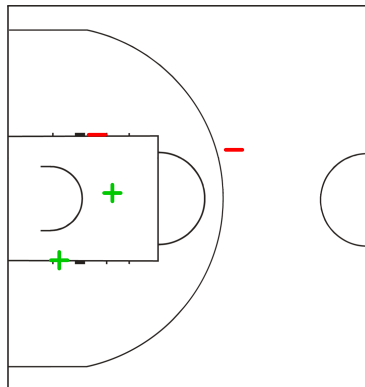
12 JEFFERSON Cory



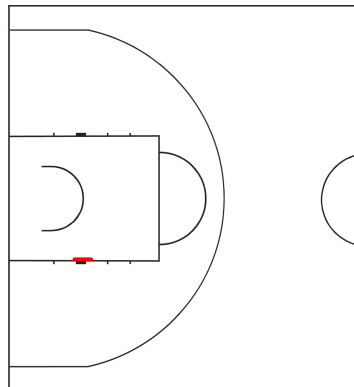
13 WHITE Aaron



14 PAYNE Adreian



15 KIRK Alex



LEGEND

+ Shot Made

-

Shot Missed

Timing and Results provided by TISSOT



Game No: 19

Shot Chart
Схема бросков

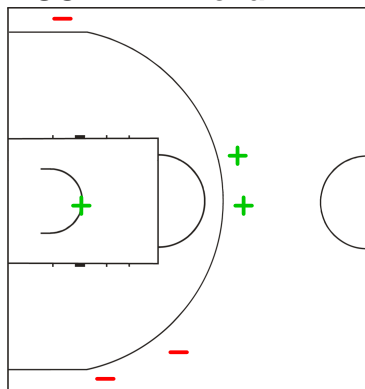
USA 96 vs 53 CZE
(20 - 9, 21 - 13, 25 - 16, 30 - 15)

Scoring by 5 min intervals:

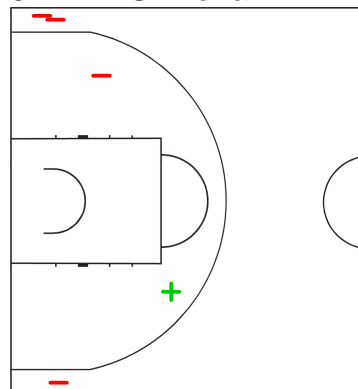
	Q1		Q2		Q3		Q4	
USA	10	20	33	41	55	66	81	96
CZE	4	9	15	22	29	38	41	53

CZE - Czech Republic

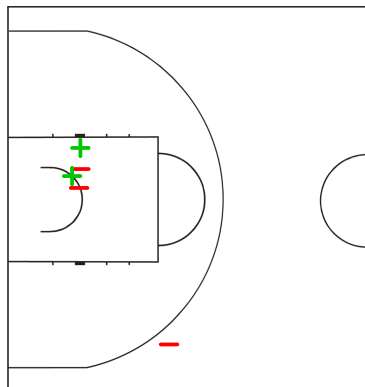
4 SOTNAR Michal



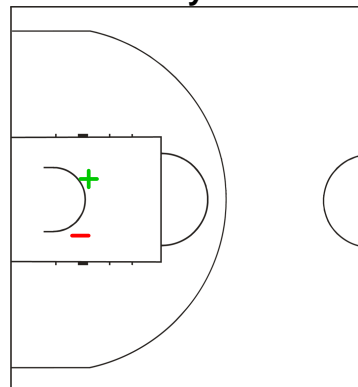
5 MARES Michal



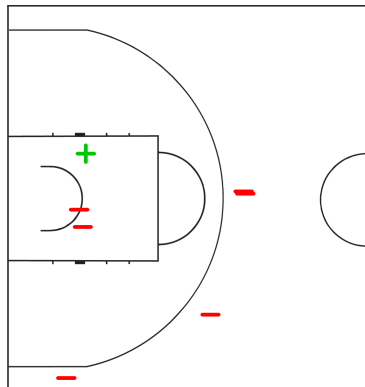
6 ZAMPACH Adam



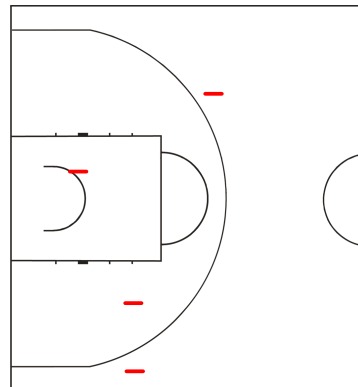
7 VLCEK Krystof



8 CIZ Adam



9 CVEK Viktor



LEGEND

+ Shot Made

-

Shot Missed

Timing and Results provided by TISSOT



Game No: 19

Shot Chart
Схема бросков

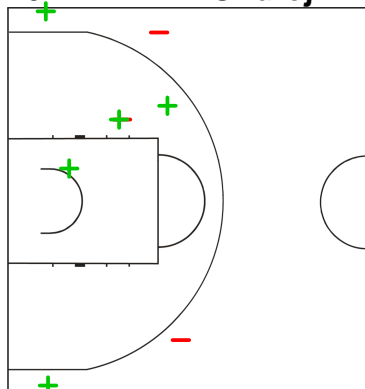
USA 96 vs 53 CZE
(20 - 9, 21 - 13, 25 - 16, 30 - 15)

Scoring by 5 min intervals:

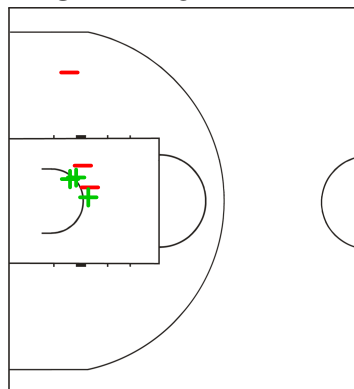
	Q1		Q2		Q3		Q4	
USA	10	20	33	41	55	66	81	96
CZE	4	9	15	22	29	38	41	53

CZE - Czech Republic

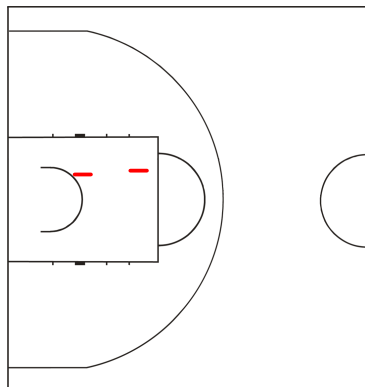
10 PETERKA Ondrej



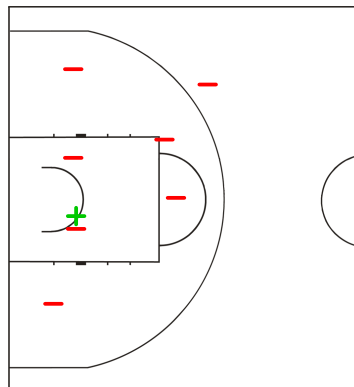
11 SLAVIK Jiri



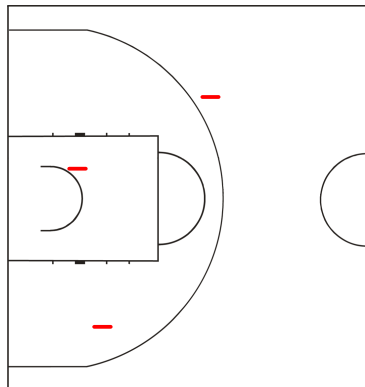
12 JIRICEK Jan



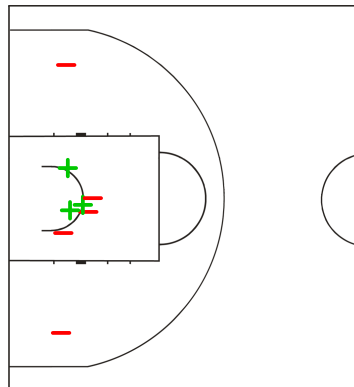
13 KRAKOVIC Jakub



14 GNIADEK Martin



15 VOSLAJER Tomas



LEGEND

+ Shot Made

-

Shot Missed

Timing and Results provided by TISSOT



Game No: 19

Lineup Analysis

Анализ

USA 96 vs 53 CZE

USA

Lineup efficiency

4	FERRELL K	9	Kilpatrick S	10	Graham T	11	MCDERMOTT D	12	Jefferson C	4:15
7	HANCOCK L	8	Dinwiddie S	10	Graham T	11	MCDERMOTT D	14	Payne A	4:13
4	FERRELL K	5	Sheehey W	6	HAWS T	13	White A	15	Kirk A	3:48
4	FERRELL K	7	HANCOCK L	9	Kilpatrick S	11	MCDERMOTT D	12	Jefferson C	2:42
7	HANCOCK L	8	Dinwiddie S	10	Graham T	11	MCDERMOTT D	12	Jefferson C	2:27
7	HANCOCK L	8	Dinwiddie S	9	Kilpatrick S	11	MCDERMOTT D	12	Jefferson C	2:24
4	FERRELL K	6	HAWS T	10	Graham T	11	MCDERMOTT D	15	Kirk A	1:52
4	FERRELL K	5	Sheehey W	6	HAWS T	11	MCDERMOTT D	15	Kirk A	1:27
5	Sheehey W	7	HANCOCK L	8	Dinwiddie S	11	MCDERMOTT D	14	Payne A	1:23
5	Sheehey W	8	Dinwiddie S	9	Kilpatrick S	12	Jefferson C	13	White A	1:22
4	FERRELL K	5	Sheehey W	6	HAWS T	12	Jefferson C	13	White A	1:01
8	Dinwiddie S	9	Kilpatrick S	10	Graham T	11	MCDERMOTT D	12	Jefferson C	1:00
4	FERRELL K	5	Sheehey W	6	HAWS T	11	MCDERMOTT D	12	Jefferson C	0:40
4	FERRELL K	6	HAWS T	10	Graham T	12	Jefferson C	13	White A	0:26
4	FERRELL K	5	Sheehey W	9	Kilpatrick S	12	Jefferson C	13	White A	0:24
5	Sheehey W	7	HANCOCK L	8	Dinwiddie S	11	MCDERMOTT D	12	Jefferson C	0:18

Score development

4	FERRELL K	9	Kilpatrick S	10	Graham T	11	MCDERMOTT D	12	Jefferson C	4:15	+8
4	FERRELL K	7	HANCOCK L	9	Kilpatrick S	11	MCDERMOTT D	12	Jefferson C	2:42	+7
4	FERRELL K	5	Sheehey W	6	HAWS T	13	White A	15	Kirk A	3:48	+5
7	HANCOCK L	8	Dinwiddie S	10	Graham T	11	MCDERMOTT D	14	Payne A	4:13	+5
8	Dinwiddie S	9	Kilpatrick S	10	Graham T	11	MCDERMOTT D	12	Jefferson C	1:00	+3
4	FERRELL K	6	HAWS T	10	Graham T	11	MCDERMOTT D	15	Kirk A	1:52	+3
7	HANCOCK L	8	Dinwiddie S	9	Kilpatrick S	11	MCDERMOTT D	12	Jefferson C	2:24	+3
4	FERRELL K	6	HAWS T	10	Graham T	12	Jefferson C	13	White A	0:26	+2
4	FERRELL K	5	Sheehey W	6	HAWS T	11	MCDERMOTT D	12	Jefferson C	0:40	+2
5	Sheehey W	8	Dinwiddie S	9	Kilpatrick S	12	Jefferson C	13	White A	1:22	+2
4	FERRELL K	5	Sheehey W	6	HAWS T	11	MCDERMOTT D	15	Kirk A	1:27	+2
7	HANCOCK L	8	Dinwiddie S	10	Graham T	11	MCDERMOTT D	12	Jefferson C	2:27	+2
5	Sheehey W	7	HANCOCK L	8	Dinwiddie S	11	MCDERMOTT D	12	Jefferson C	0:18	0
4	FERRELL K	5	Sheehey W	9	Kilpatrick S	12	Jefferson C	13	White A	0:24	0
4	FERRELL K	5	Sheehey W	6	HAWS T	12	Jefferson C	13	White A	1:01	-1
5	Sheehey W	7	HANCOCK L	8	Dinwiddie S	11	MCDERMOTT D	14	Payne A	1:23	-1



Game No: 22

Start List

Стартовый список

CAN vs UAE

Referee: KRUG Sergey (RUS)

Umpire: RACYS Saulius (LTU) / RODSAND Torkild (NOR)

CAN - Canada

No.	Name	Pos	Height m / ft in	Age	Current Games Statistics						
					PPG	FG%	3FG%	FT%	RPG	APG	MPG (GP)
4	PANGOS Kevin	G	1.82/6'0"	20	12.0	44	0	80	3.0	2.0	20:38 (1)
5	HESLIP Brady	G	1.84/6'0"	23	22.0	58	50	100	1.0	0.0	20:02 (1)
6	WILTJER Kyle	F	2.03/6'8"	20	2.0	20	0		5.0	2.0	19:58 (1)
7	EJIM Melvin	F	2.00/6'7"	22	6.0	43			7.0	1.0	20:02 (1)
8	SCRUBB Thomas	F	2.00/6'7"	21	5.0	33	0	100	1.0	1.0	20:47 (1)
9	AROP Mangisto	F	2.00/6'7"	22	0.0	0			0.0	0.0	6:04 (1)
10	MULLINGS Daniel	G	1.84/6'0"	21	6.0	43			3.0	0.0	19:58 (1)
11	SCRUBB Philip	G	1.85/6'1"	20	4.0	40	0		1.0	4.0	19:22 (1)
12	POWELL Dwight	F	2.04/6'8"	21	16.0	78		50	9.0	0.0	16:48 (1)
13	BACHYNSKI Jordan	C	2.08/6'10"	23	2.0	100		0	1.0	0.0	3:10 (1)
14	BURNATOWSKI Murphy	F	2.01/6'7"	21	0.0				1.0	1.0	13:09 (1)
15	KLASSEN Owen	F	2.04/6'8"	21	9.0	80		100	10.0	0.0	20:02 (1)
Team			1.96/6'5"	21.3	84.0	50	28	69	43.0	11.0	
Coach		TRIANO Jay									
Assistant Coach		FRANCIS Greg									

CAN Played		
PR	SWE	84 - 69
PR	UAE	8 JUL
PR	AUS	10 JUL
PR	CZE	11 JUL
PR	USA	12 JUL

UAE - United Arab Emirates

No.	Name	Pos	Height m / ft in	Age	Current Games Statistics						
					PPG	FG%	3FG%	FT%	RPG	APG	MPG (GP)
4	KHALIFA AHMAD Mubarak	F	1.84/6'0"	18	8.0	30		50	3.0	0.0	29:10 (1)
5	AL BRAIKI Mohamed	F	1.92/6'4"	21	1.0	0		25	2.0	0.0	20:55 (1)
6	ZUWAYED KHALIFA Saleh	G	1.75/5'9"	23	14.0	35		0	4.0	2.0	32:52 (1)
7	ALFARSI ALJNEIBI Mohamed	C	2.00/6'7"	22	0.0				0.0	0.0	2:06 (1)
8	ZAAL ALWALI Khamis	G	1.79/5'10"	19	2.0	50			2.0	0.0	7:12 (1)
9	ABDULELAH A MOHD Ahmed	F	1.96/6'5"	18	0.0				0.0	0.0	0:00 (0)
10	OMAR ALAMERI Omer	F	1.96/6'5"	21	12.0	36	25	100	4.0	0.0	30:29 (1)
11	ALSHAIBA AL-ALI Mohamed	G	1.70/5'7"	22	0.0				0.0	0.0	0:00 (0)
12	OBAID GHABISH Hamad	G	1.82/6'0"	24	3.0	33	100		1.0	0.0	14:11 (1)
13	KHALIFA AHMAD Khalid	F	1.95/6'5"	21	0.0	0	0	0	3.0	1.0	28:56 (1)
14	AHMED AL-ALI Rashid		1.95/6'5"	23	2.0	33			2.0	1.0	17:56 (1)
15	AHMAD AL SHABEBI Qais	C	1.98/6'6"	21	4.0	14	0	100	1.0	0.0	16:13 (1)
Team			1.89/6'2"	21.1	46.0	29	23	47	23.0	4.0	
Coach		KALIFAN AHMAD Khalifa Abdulla									
Assistant Coach		BARAKAT Issam									

UAE Played		
PR	USA	46 - 140
PR	CAN	8 JUL
PR	CZE	10 JUL
PR	SWE	11 JUL
PR	AUS	12 JUL

LEGEND

(1)	Point Guard	(2)	Shooting Guard	(3)	Small Forward	(4)	Power Forward	(5)	Centre
(C)	Captain	3FG%	3 Points Field Goals %	APG	Assists per Game	C	Centre	F	Forward
FG%	Field Goals %	FT%	Free Throws %	G	Guard	GP	Games Played	MPG	Minutes Played per Game
Pos	Playing Position	PPG	Points per Game	PR	Preliminary Round	RPG	Rebounds per Game		

Timing and Results provided by TISSOT



Game No: 22

Results
Результаты

Attendance: 64

Match Duration: 1:30

CAN 137 vs 43 UAE

(31:12, 36:15, 33:12, 37:4)

Referee: KRUG Sergey (RUS)

Commissioner:

Umpire: RACYS Saulius (LTU) / RODSAND Torkild (NOR)

		Q1		Q2		Q3		Q4	
Scoring by 5 min intervals:	CAN	18	31	47	67	82	100	118	137
	UAE	3	12	17	27	33	39	43	43

CAN - Canada

No.	Name	MIN	Field Goals		2 Points		3 Points		Free Throws		Rebounds			AS	TO	ST	BS	PF	FD	PTS																	
			M/A	%	M/A	%	M/A	%	M/A	%	OR	DR	TOT																								
*4	PANGOS Kevin	10:53	1/2	50	1/2	50	0/0	0	0/0	0	0	3	3	2	2	3	0	1	3	2																	
*5	HESLIP Brady	20:26	7/15	47	3/5	60	4/10	40	4/4	100	0	1	1	1	1	0	0	0	1	22																	
6	WILTJER Kyle	14:05	10/13	77	10/12	83	0/1	0	2/2	100	3	2	5	1	1	1	0	1	1	22																	
*7	EJIM Melvin	15:24	2/6	33	2/4	50	0/2	0	4/4	100	0	2	2	1	0	0	1	1	2	8																	
8	SCRUBB Thomas	18:40	2/3	67	2/3	67	0/0	0	2/2	100	0	8	8	6	2	2	0	1	1	6																	
*9	AROP Mangisto	20:26	5/5	100	2/2	100	3/3	100	1/2	50	2	4	6	3	1	1	0	2	2	14																	
10	MULLINGS Daniel	19:34	3/4	75	3/4	75	0/0	0	3/8	38	2	0	2	4	1	2	0	3	6	9																	
11	SCRUBB Philip	19:34	2/5	40	0/1	0	2/4	50	0/0	0	0	1	1	3	1	3	0	1	0	6																	
12	POWELL Dwight	19:38	10/12	83	10/12	83	0/0	0	1/2	50	3	0	3	0	1	1	1	2	1	21																	
*13	BACHYNSKI Jordan	20:26	5/6	83	5/6	83	0/0	0	2/2	100	3	14	17	1	0	0	2	3	1	12																	
14	BURNATOWSKI Murphy	10:27	2/7	29	1/3	33	1/4	25	0/0	0	3	0	3	2	0	0	0	2	0	5																	
15	KLASSEN Owen	10:27	5/6	83	5/6	83	0/0	0	0/0	0	3	2	5	2	0	1	0	0	0	10																	
Team / Coach																																					
Totals		54/84		64		44/60		73		10/24		42		19/26		73		20		38		58		26		10		14		4		17		18		137	

Coach	TRIANO Jay
Assistant Coach	FRANCIS Greg

UAE - United Arab Emirates

No.	Name	MIN	Field Goals		2 Points		3 Points		Free Throws		Rebounds			AS	TO	ST	BS	PF	FD	PTS																	
			M/A	%	M/A	%	M/A	%	M/A	%	OR	DR	TOT																								
*4	KHALIFA AHMAD Mubarak	12:19	1/3	33	1/3	33	0/0	0	0/0	0	1	1	2	2	1	1	0	5	2	2																	
5	AL BRAIKI Mohamed	31:58	4/9	44	3/7	43	1/2	50	1/6	17	1	2	3	0	6	0	0	0	3	10																	
*6	ZUWAYED KHALIFA Saleh	32:12	6/18	33	6/18	33	0/0	0	3/5	60	1	1	2	1	8	2	0	3	4	15																	
7	ALFARSI ALJNEIBI Mohamed	5:54	0/1	0	0/1	0	0/0	0	0/0	0	0	0	0	0	0	0	0	1	0	0																	
8	ZAAL ALWALI Khamis	0:00	0/0	0	0/0	0	0/0	0	0/0	0	0	0	0	0	0	0	0	0	0	0																	
9	ABDULELAH A MOHD Ahmed	0:00	0/0	0	0/0	0	0/0	0	0/0	0	0	0	0	0	0	0	0	0	0	0																	
*10	OMAR ALAMERI Omer	34:59	3/14	21	1/3	33	2/11	18	2/2	100	0	0	0	1	3	0	0	1	2	10																	
11	ALSHAIBA AL-ALI Mohamed	0:00	0/0	0	0/0	0	0/0	0	0/0	0	0	0	0	0	0	0	0	0	0	0																	
12	OBALD GHABISH Hamad	19:01	0/3	0	0/3	0	0/0	0	0/2	0	1	0	1	0	3	0	0	2	1	0																	
*13	KHALIFA AHMAD Khalid	31:56	1/7	14	1/5	20	0/2	0	1/2	50	0	5	5	0	1	0	1	3	2	3																	
*14	AHMED AL-ALI Rashid	31:41	1/5	20	1/5	20	0/0	0	1/2	50	1	2	3	0	1	0	0	4	3	3																	
15	AHMAD AL SHABEBI Qais	0:00	0/0	0	0/0	0	0/0	0	0/0	0	0	0	0	0	0	0	0	0	0	0																	
Team / Coach																																					
Totals		16/60		27		13/45		29		3/15		20		8/19		42		7		12		19		4		23		3		1		19		17		43	

Coach	KALIFAN AHMAD Khalifa Abdulla
Assistant Coach	BARAKAT Issam

	CAN	UAE
Points from Turnovers	26	3
Points in the Paint	78	24
Second Chance Points	19	0
Fast Break Points	2	0

	CAN	UAE
Biggest Lead	94	0
Biggest Scoring Run	23-0 (110-39)	4-0 (21-7)
Lead Changes	0	
Times Tied	0	

LEGEND			
%	Shooting Percentage	(C)	Captain
BS	Blocked Shots	DR	Defensive Rebounds
OR	Offensive Rebounds	OTx	Overtime
S	Suspended	ST	Steals
(I)	Injured	FD	Fouls Drawn
PF	Fouls	PTS	Points
TO	Turnovers	TOT	Total Rebounds
*	Starters	AS	Assists
M/A	Made / Attempts	MIN	Minutes Played
Qx	Quarter Time		

Timing and Results provided by TISSOT



Game No: 22

Shot Chart
Схема бросков

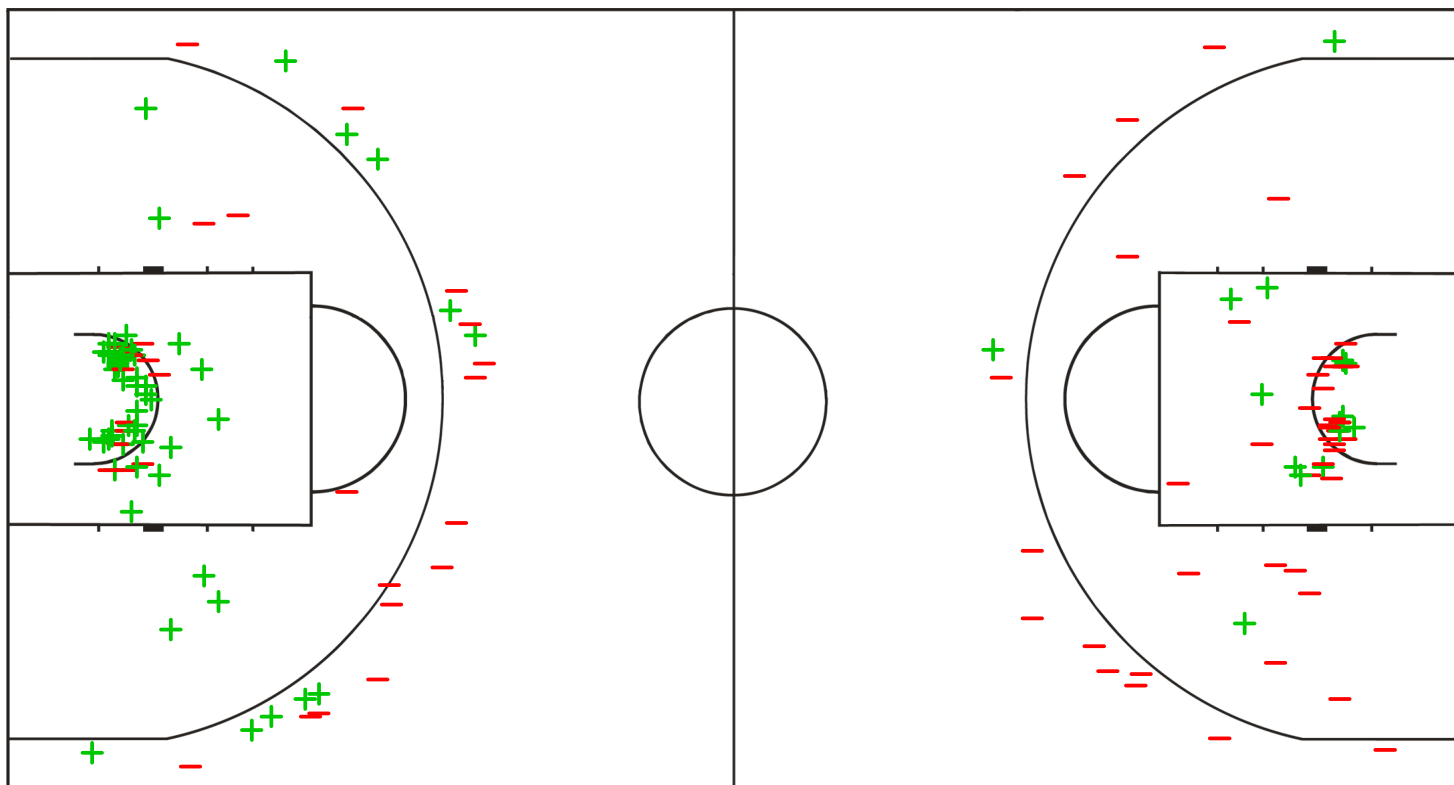
CAN 137 vs 43 UAE
(31 - 12, 36 - 15, 33 - 12, 37 - 4)

Scoring by 5 min intervals:

	Q1		Q2		Q3		Q4	
CAN	18	31	47	67	82	100	118	137
UAE	3	12	17	27	33	39	43	43

CAN - Canada

UAE - United Arab Emirates



LEGEND	
+	Shot Made
-	Shot Missed

Timing and Results provided by **TISSOT**



Game No: 22

Shot Chart
Схема бросков

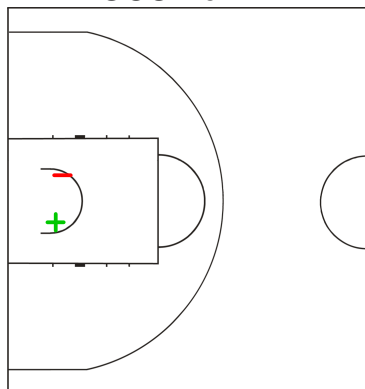
CAN 137 vs 43 UAE
(31 - 12, 36 - 15, 33 - 12, 37 - 4)

Scoring by 5 min intervals:

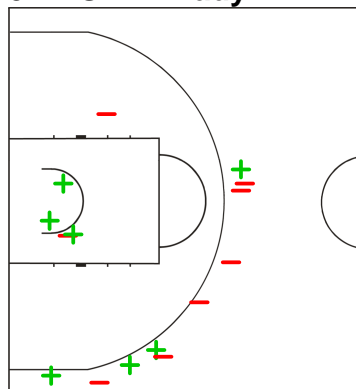
	Q1		Q2		Q3		Q4	
CAN	18	31	47	67	82	100	118	137
UAE	3	12	17	27	33	39	43	43

CAN - Canada

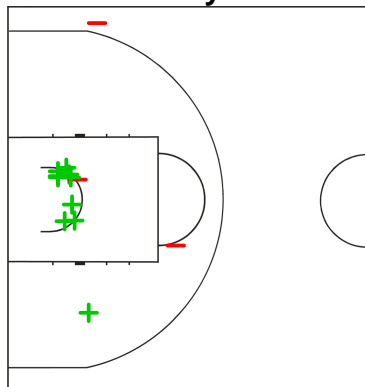
4 PANGOS Kevin



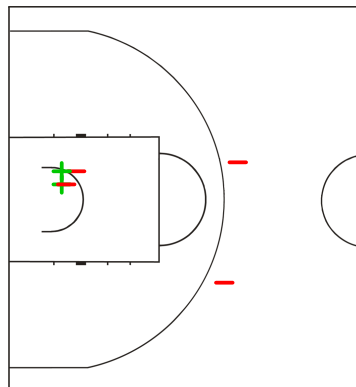
5 HESLIP Brady



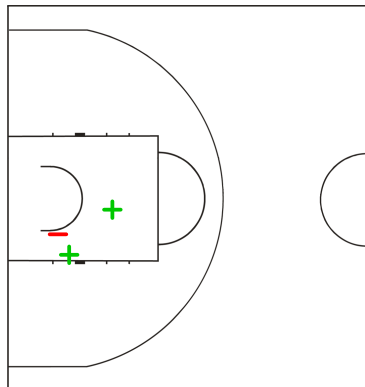
6 WILTJER Kyle



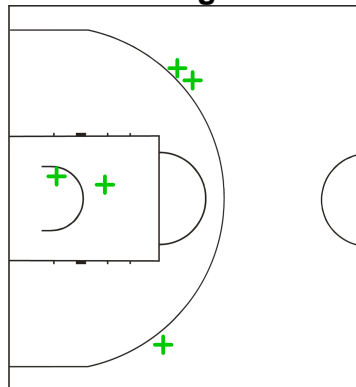
7 EJIM Melvin



8 SCRUBB Thomas



9 AROP Mangisto



LEGEND

+ Shot Made

- Shot Missed

Timing and Results provided by **TISSOT**



Game No: 22

Shot Chart

Схема бросков

CAN 137 vs 43 UAE

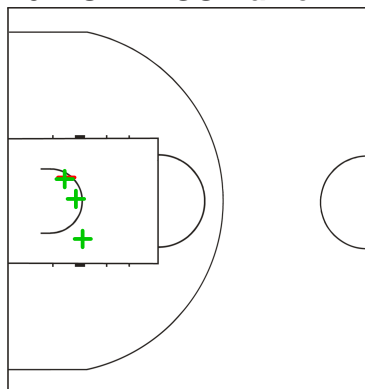
(31 - 12, 36 - 15, 33 - 12, 37 - 4)

Scoring by 5 min intervals:

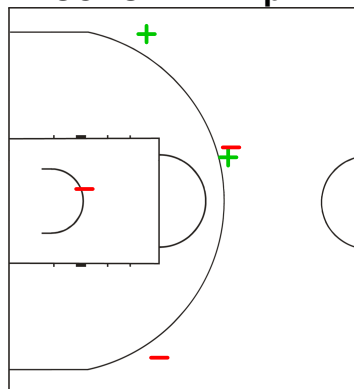
	Q1		Q2		Q3		Q4	
CAN	18	31	47	67	82	100	118	137
UAE	3	12	17	27	33	39	43	43

CAN - Canada

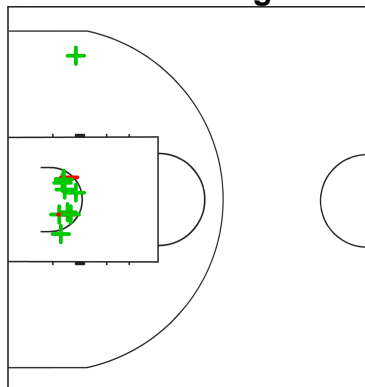
10 MULLINGS Daniel



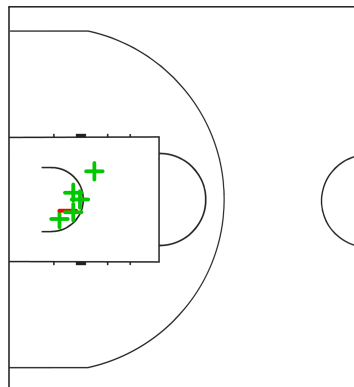
11 SCRUBB Philip



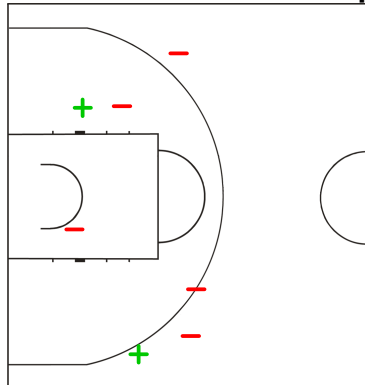
12 POWELL Dwight



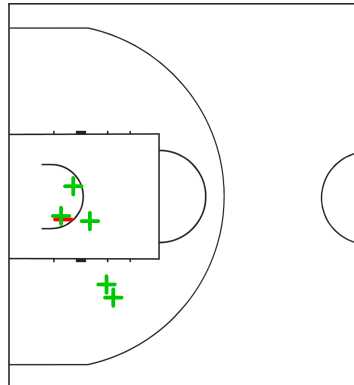
13 BACHYNSKI Jordan



14 BURNATOWSKI Murphy



15 KLASSEN Owen



LEGEND

+ Shot Made

-

Shot Missed

Timing and Results provided by **TISSOT**



Game No: 22

Shot Chart
Схема бросков

CAN 137 vs 43 UAE
(31 - 12, 36 - 15, 33 - 12, 37 - 4)

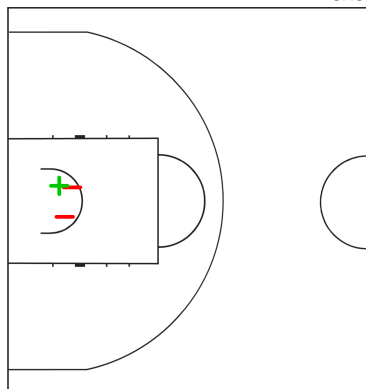
Scoring by 5 min intervals:

	Q1		Q2		Q3		Q4	
CAN	18	31	47	67	82	100	118	137
UAE	3	12	17	27	33	39	43	43

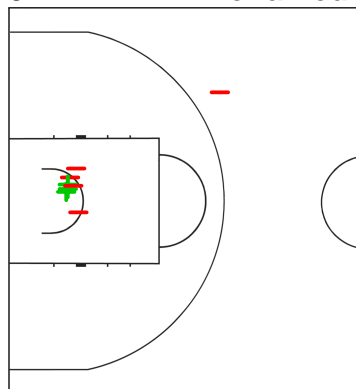
+

UAE - United Arab Emirates

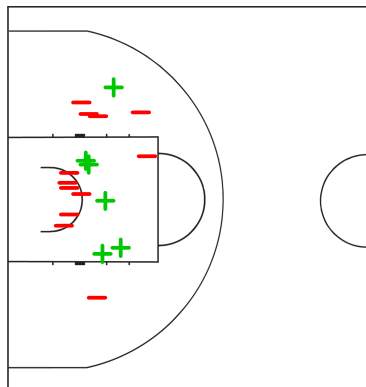
4 KHALIFA AHMAD Mubarak



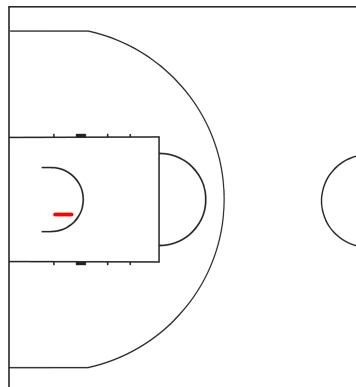
5 AL BRAIKI Mohamed



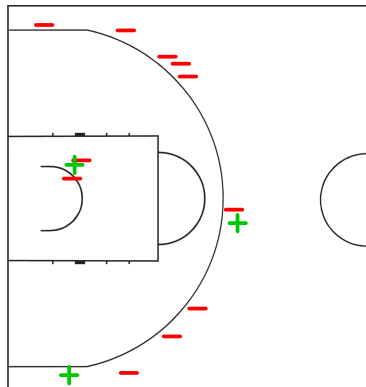
6 ZUWAYED KHALIFA Saleh



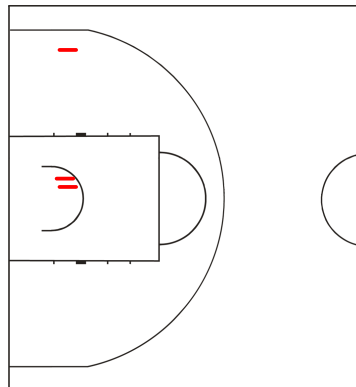
7 ALFARSI ALJNEIBI Mohamed



10 OMAR ALAMERI Omer



12 OBAID GHABISH Hamad



LEGEND

+ Shot Made

-

Shot Missed

Timing and Results provided by **TISSOT**



Game No: 22

Shot Chart
Схема бросков

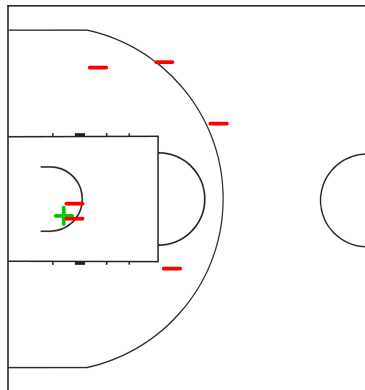
CAN 137 vs 43 UAE
(31 - 12, 36 - 15, 33 - 12, 37 - 4)

Scoring by 5 min intervals:

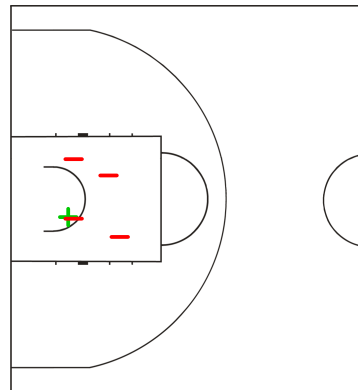
	Q1		Q2		Q3		Q4	
CAN	18	31	47	67	82	100	118	137
UAE	3	12	17	27	33	39	43	43

UAE - United Arab Emirates

13 KHALIFA AHMAD Khalid



14 AHMED AL-ALI Rashid



LEGEND

+ Shot Made

- Shot Missed



Game No: 22

Lineup Analysis

Анализ

CAN 137 vs 43 UAE

CAN

Lineup efficiency

4 PANGOS K	5 HESLIP B	7 EJIM M	9 Arop M	13 BACHYNSKI J	10:53
6 WILTJER K	8 SCRUBB T	10 MULLINGS D	11 SCRUBB P	12 POWELL D	9:07
10 MULLINGS D	11 SCRUBB P	12 POWELL D	14 BURNATOWSKI M	15 KLASSEN O	5:29
5 HESLIP B	8 SCRUBB T	9 Arop M	12 POWELL D	13 BACHYNSKI J	5:02
6 WILTJER K	10 MULLINGS D	11 SCRUBB P	14 BURNATOWSKI M	15 KLASSEN O	4:58
5 HESLIP B	7 EJIM M	8 SCRUBB T	9 Arop M	13 BACHYNSKI J	4:31

Score development

4 PANGOS K	5 HESLIP B	7 EJIM M	9 Arop M	13 BACHYNSKI J	10:53	+21
5 HESLIP B	8 SCRUBB T	9 Arop M	12 POWELL D	13 BACHYNSKI J	5:02	+19
6 WILTJER K	8 SCRUBB T	10 MULLINGS D	11 SCRUBB P	12 POWELL D	9:07	+17
6 WILTJER K	10 MULLINGS D	11 SCRUBB P	14 BURNATOWSKI M	15 KLASSEN O	4:58	+14
5 HESLIP B	7 EJIM M	8 SCRUBB T	9 Arop M	13 BACHYNSKI J	4:31	+11
10 MULLINGS D	11 SCRUBB P	12 POWELL D	14 BURNATOWSKI M	15 KLASSEN O	5:29	+10



Game No: 22

Lineup Analysis

Анализ

UAE

Lineup efficiency


5	AL BRAIKI M	6	ZUWAYED KHALIFA S	10	OMAR ALAMERI O	13	KHALIFA AHMAD K	14	AHMED AL-ALI R	8:40
4	KHALIFA AHMAD M	5	AL BRAIKI M	10	OMAR ALAMERI O	13	KHALIFA AHMAD K	14	AHMED AL-ALI R	7:48
5	AL BRAIKI M	6	ZUWAYED KHALIFA S	10	OMAR ALAMERI O	12	OBAID GHABISH H	13	KHALIFA AHMAD K	4:42
4	KHALIFA AHMAD M	6	ZUWAYED KHALIFA S	10	OMAR ALAMERI O	13	KHALIFA AHMAD K	14	AHMED AL-ALI R	4:14
5	AL BRAIKI M	6	ZUWAYED KHALIFA S	10	OMAR ALAMERI O	12	OBAID GHABISH H	14	AHMED AL-ALI R	3:06
6	ZUWAYED KHALIFA S	10	OMAR ALAMERI O	12	OBAID GHABISH H	13	KHALIFA AHMAD K	14	AHMED AL-ALI R	2:52
5	AL BRAIKI M	6	ZUWAYED KHALIFA S	7	ALFARSI ALJNEIBI M	12	OBAID GHABISH H	14	AHMED AL-ALI R	2:34
5	AL BRAIKI M	6	ZUWAYED KHALIFA S	12	OBAID GHABISH H	13	KHALIFA AHMAD K	14	AHMED AL-ALI R	2:27
5	AL BRAIKI M	6	ZUWAYED KHALIFA S	7	ALFARSI ALJNEIBI M	10	OMAR ALAMERI O	12	OBAID GHABISH H	2:24
6	ZUWAYED KHALIFA S	7	ALFARSI ALJNEIBI M	10	OMAR ALAMERI O	12	OBAID GHABISH H	13	KHALIFA AHMAD K	0:56
4	KHALIFA AHMAD M	5	AL BRAIKI M	6	ZUWAYED KHALIFA S	10	OMAR ALAMERI O	13	KHALIFA AHMAD K	0:17

Score development

4	KHALIFA AHMAD M	5	AL BRAIKI M	6	ZUWAYED KHALIFA S	10	OMAR ALAMERI O	13	KHALIFA AHMAD K	0:17	-2
6	ZUWAYED KHALIFA S	7	ALFARSI ALJNEIBI M	10	OMAR ALAMERI O	12	OBAID GHABISH H	13	KHALIFA AHMAD K	0:56	-4
5	AL BRAIKI M	6	ZUWAYED KHALIFA S	12	OBAID GHABISH H	13	KHALIFA AHMAD K	14	AHMED AL-ALI R	2:27	-4
5	AL BRAIKI M	6	ZUWAYED KHALIFA S	7	ALFARSI ALJNEIBI M	12	OBAID GHABISH H	14	AHMED AL-ALI R	2:34	-6
5	AL BRAIKI M	6	ZUWAYED KHALIFA S	7	ALFARSI ALJNEIBI M	10	OMAR ALAMERI O	12	OBAID GHABISH H	2:24	-8
4	KHALIFA AHMAD M	5	AL BRAIKI M	10	OMAR ALAMERI O	13	KHALIFA AHMAD K	14	AHMED AL-ALI R	7:48	-8
5	AL BRAIKI M	6	ZUWAYED KHALIFA S	10	OMAR ALAMERI O	12	OBAID GHABISH H	14	AHMED AL-ALI R	3:06	-9
5	AL BRAIKI M	6	ZUWAYED KHALIFA S	10	OMAR ALAMERI O	12	OBAID GHABISH H	13	KHALIFA AHMAD K	4:42	-11
4	KHALIFA AHMAD M	6	ZUWAYED KHALIFA S	10	OMAR ALAMERI O	13	KHALIFA AHMAD K	14	AHMED AL-ALI R	4:14	-12
6	ZUWAYED KHALIFA S	10	OMAR ALAMERI O	12	OBAID GHABISH H	13	KHALIFA AHMAD K	14	AHMED AL-ALI R	2:52	-13
5	AL BRAIKI M	6	ZUWAYED KHALIFA S	10	OMAR ALAMERI O	13	KHALIFA AHMAD K	14	AHMED AL-ALI R	8:40	-17

LEGEND

+ Shot Made - Shot Missed

Timing and Results provided by  TISSOT



Game No: 31

Start List

Стартовый список

CZE vs UAE

Referee: MATSUMOTO Kihamu (JPN)

Umpire: AYALA PEREZ Jose Juan (MEX) / DINIZ Karla (BRA)

CZE - Czech Republic

No.	Name	Pos	Height m / ft in	Age	Current Games Statistics						
					PPG	FG%	3FG%	FT%	RPG	APG	MPG (GP)
4	SOTNAR Michal		1.88/6'2"	20	5.5	33	33	50	2.0	1.0	17:54 (2)
5	MARES Michal		1.92/6'4"	20	2.5	33	25		0.5	1.0	16:43 (2)
6	ZAMPACH Adam		1.98/6'6"	23	2.0	29	0		1.0	0.0	9:52 (2)
7	VLCEK Krystof		1.95/6'5"	21	3.0	50		67	0.5	0.0	11:46 (2)
8	CIZ Adam		1.92/6'4"	21	8.0	29	18	100	1.5	1.5	23:34 (2)
9	CVEK Viktor		2.00/6'7"	24	4.0	10	20	83	2.5	0.5	18:35 (2)
10	PETERKA Ondrej		1.98/6'6"	22	8.5	47	43		2.5	0.0	21:35 (2)
11	SLAVIK Jiri		2.03/6'8"	23	6.5	43	0	50	8.0	0.0	20:55 (2)
12	JIRICEK Jan		2.03/6'8"	23	0.5	0		50	2.0	0.5	6:22 (2)
13	KRAKOVIC Jakub		2.05/6'9"	22	5.5	14	0	64	2.5	0.0	16:44 (2)
14	GNADEK Martin		2.03/6'8"	23	0.0	0	0		0.5	1.0	15:40 (2)
15	VOSLAJER Tomas		2.11/6'11"	22	9.0	33		91	6.5	0.5	20:18 (2)
Team			1.99/6'6"	22.0	55.0	29	24	72	35.0	6.0	
Coach		PETERKA Lubomir									
Assistant Coach		BENES Pavel									

CZE Played		
PR	AUS	57 - 85
PR	USA	53 - 96
PR	UAE	10 JUL
PR	CAN	11 JUL
PR	SWE	12 JUL


UAE - United Arab Emirates

No.	Name	Pos	Height m / ft in	Age	Current Games Statistics						
					PPG	FG%	3FG%	FT%	RPG	APG	MPG (GP)
4	KHALIFA AHMAD Mubarak	F	1.84/6'0"	18	5.0	31		50	2.5	1.0	20:44 (2)
5	AL BRAIKI Mohamed	F	1.92/6'4"	21	5.5	33	50	20	2.5	0.0	26:26 (2)
6	ZUWAYED KHALIFA Saleh	G	1.75/5'9"	23	14.5	34		50	3.0	1.5	32:32 (2)
7	ALFARSI ALJNEIBI Mohamed	C	2.00/6'7"	22	0.0	0			0.0	0.0	4:00 (2)
8	ZAAL ALWALI Khamis	G	1.79/5'10"	19	2.0	50			2.0	0.0	7:12 (1)
9	ABDULELAH A MOHD Ahmed	F	1.96/6'5"	18	0.0				0.0	0.0	0:00 (0)
10	OMAR ALAMERI Omer	F	1.96/6'5"	21	11.0	28	21	100	2.0	0.5	32:44 (2)
11	ALSHAIBA AL-ALI Mohamed	G	1.70/5'7"	22	0.0				0.0	0.0	0:00 (0)
12	OBAID GHABISH Hamad	G	1.82/6'0"	24	1.5	17	100	0	1.0	0.0	16:36 (2)
13	KHALIFA AHMAD Khalid	F	1.95/6'5"	21	1.5	9	0	25	4.0	0.5	30:26 (2)
14	AHMED AL-ALI Rashid		1.95/6'5"	23	2.5	25		50	2.5	0.5	24:48 (2)
15	AHMAD AL SHABEBI Qais	C	1.98/6'6"	21	4.0	14	0	100	1.0	0.0	16:13 (1)
Team			1.89/6'2"	21.1	44.5	28	21	44	21.0	4.0	
Coach		KALIFAN AHMAD Khalifa Abdulla									
Assistant Coach		BARAKAT Issam									

UAE Played		
PR	USA	46 - 140
PR	CAN	43 - 137
PR	CZE	10 JUL
PR	SWE	11 JUL
PR	AUS	12 JUL

LEGEND

(1) Point Guard	(2) Shooting Guard	(3) Small Forward	(4) Power Forward	(5) Centre
(C) Captain	3FG% 3 Points Field Goals %	APG Assists per Game	C Centre	F Forward
FG% Field Goals %	FT% Free Throws %	G Guard	GP Games Played	MPG Minutes Played per Game
Pos Playing Position	PPG Points per Game	PR Preliminary Round	RPG Rebounds per Game	

Timing and Results provided by  TISSOT



Game No: 31

Results
Результаты

Attendance: 200

Match Duration: 2:01

CZE 100 vs 54 UAE
(19:13, 28:11, 21:16, 32:14)

Referee: MATSUMOTO Kihamu (JPN)

Commissioner:

Umpire: AYALA PEREZ Jose Juan (MEX) / DINIZ Karla (BRA)

Scoring by 5 min intervals:	CZE	Q1		Q2		Q3		Q4	
		8	19	37	47	57	68	82	100
	UAE	6	13	20	24	29	40	44	54

CZE - Czech Republic

No.	Name	MIN	Field Goals		2 Points		3 Points		Free Throws		Rebounds			AS	TO	ST	BS	PF	FD	PTS
			M/A	%	M/A	%	M/A	%	M/A	%	OR	DR	TOT							
4	SOTNAR Michal	15:53	2/9	22	2/5	40	0/4	0	0/2	0	1	0	1	1	2	0	0	1	2	4
5	MARES Michal	19:57	5/12	42	4/5	80	1/7	14	0/0	0	3	1	4	3	0	1	0	3	1	11
6	ZAMPACH Adam	16:23	4/8	50	4/6	67	0/2	0	2/3	67	4	0	4	1	0	0	0	2	2	10
*7	VLCEK Krystof	15:48	2/3	67	2/3	67	0/0	0	0/0	0	0	1	1	2	2	0	0	2	0	4
*8	CIZ Adam	24:07	4/7	57	1/1	100	3/6	50	3/6	50	0	4	4	5	2	3	0	4	3	14
9	CVEK Viktor	12:57	4/6	67	4/5	80	0/1	0	0/2	0	0	5	5	2	0	1	0	4	2	8
*10	PETERKA Ondrej	9:33	1/5	20	1/1	100	0/4	0	0/0	0	1	1	2	1	0	0	0	0	1	2
11	SLAVIK Jiri	14:45	1/1	100	1/1	100	0/0	0	0/0	0	2	2	4	4	0	0	1	0	1	2
12	JIRICEK Jan	16:16	8/11	73	8/11	73	0/0	0	2/3	67	2	4	6	2	0	1	0	2	2	18
*13	KRAKOVIC Jakub	14:34	1/7	14	1/6	17	0/1	0	3/4	75	3	2	5	1	2	3	1	5	2	5
14	GNIADK Martin	18:44	5/6	83	3/4	75	2/2	100	1/1	100	1	3	4	2	1	0	1	4	1	13
*15	VOSLAJER Tomas	21:03	4/8	50	4/7	57	0/1	0	1/1	100	2	14	16	1	2	0	0	1	3	9
Team / Coach																				
Totals			41/83	49	35/55	64	6/28	21	12/22	55	21	39	60	25	11	9	3	28	20	100

Coach	PETERKA Lubomir
Assistant Coach	BENES Pavel

UAE - United Arab Emirates

No.	Name	MIN	Field Goals		2 Points		3 Points		Free Throws		Rebounds			AS	TO	ST	BS	PF	FD	PTS
			M/A	%	M/A	%	M/A	%	M/A	%	OR	DR	TOT							
*4	KHALIFA AHMAD Mubarak	17:38	1/6	17	1/6	17	0/0	0	1/2	50	0	3	3	2	3	0	0	4	4	3
5	AL BRAIKI Mohamed	23:57	3/7	43	2/5	40	1/2	50	4/8	50	1	2	3	2	3	1	0	2	5	11
*6	ZUWAYED KHALIFA Saleh	30:59	5/20	25	5/19	26	0/1	0	0/0	0	0	1	1	0	0	0	0	3	1	10
7	ALFARSI ALJNEIBI Mohamed	5:16	0/1	0	0/1	0	0/0	0	0/0	0	0	0	0	1	1	0	0	4	0	0
8	ZAAL ALWALI Khamis	6:09	0/0	0	0/0	0	0/0	0	1/2	50	0	0	0	0	0	1	0	0	1	1
9	ABDULELAH A MOHD Ahmed	0:00	0/0	0	0/0	0	0/0	0	0/0	0	0	0	0	0	0	0	0	0	0	0
*10	OMAR ALAMERI Omer	36:08	5/10	50	3/5	60	2/5	40	1/1	100	0	5	5	0	5	1	1	2	4	13
11	ALSHAIBA AL-ALI Mohamed	3:29	0/0	0	0/0	0	0/0	0	1/2	50	0	0	0	0	0	0	0	0	1	1
12	OBAlD GHABISH Hamad	7:28	0/1	0	0/1	0	0/0	0	2/2	100	0	0	0	0	0	0	0	1	1	2
*13	KHALIFA AHMAD Khalid	34:46	2/5	40	2/5	40	0/0	0	5/8	63	0	5	5	1	2	1	0	1	4	9
*14	AHMED AL-ALI Rashid	34:10	2/6	33	2/6	33	0/0	0	0/0	0	1	7	8	0	0	0	1	3	7	4
15	AHMAD AL SHABEBI Qais	0:00	0/0	0	0/0	0	0/0	0	0/0	0	0	0	0	0	0	0	0	0	0	0
Team / Coach																				
Totals			18/56	32	15/48	31	3/8	38	15/25	60	3	24	27	6	15	4	2	20	28	54

Coach	KALIFAN AHMAD Khalifa Abdulla
Assistant Coach	BARAKAT Issam

	CZE	UAE
Points from Turnovers	24	5
Points in the Paint	52	18
Second Chance Points	24	2
Fast Break Points	24	7

	CZE	UAE
Biggest Lead	49	2
Biggest Scoring Run	12-0 (43-20)	5-0 (50-29)
Lead Changes	2	
Times Tied	4	

LEGEND			
%	Shooting Percentage	(C)	Captain
BS	Blocked Shots	DR	Defensive Rebounds
OR	Offensive Rebounds	OTx	Overtime
S	Suspended	ST	Steals
(I)	Injured	FD	Fouls Drawn
PF	Fouls	PTS	Points
TO	Turnovers	TOT	Total Rebounds
*	Starters	AS	Assists
M/A	Made / Attempts	MIN	Minutes Played
Qx	Quarter Time		

Timing and Results provided by TISSOT



Game No: 31

Shot Chart
Схема бросков

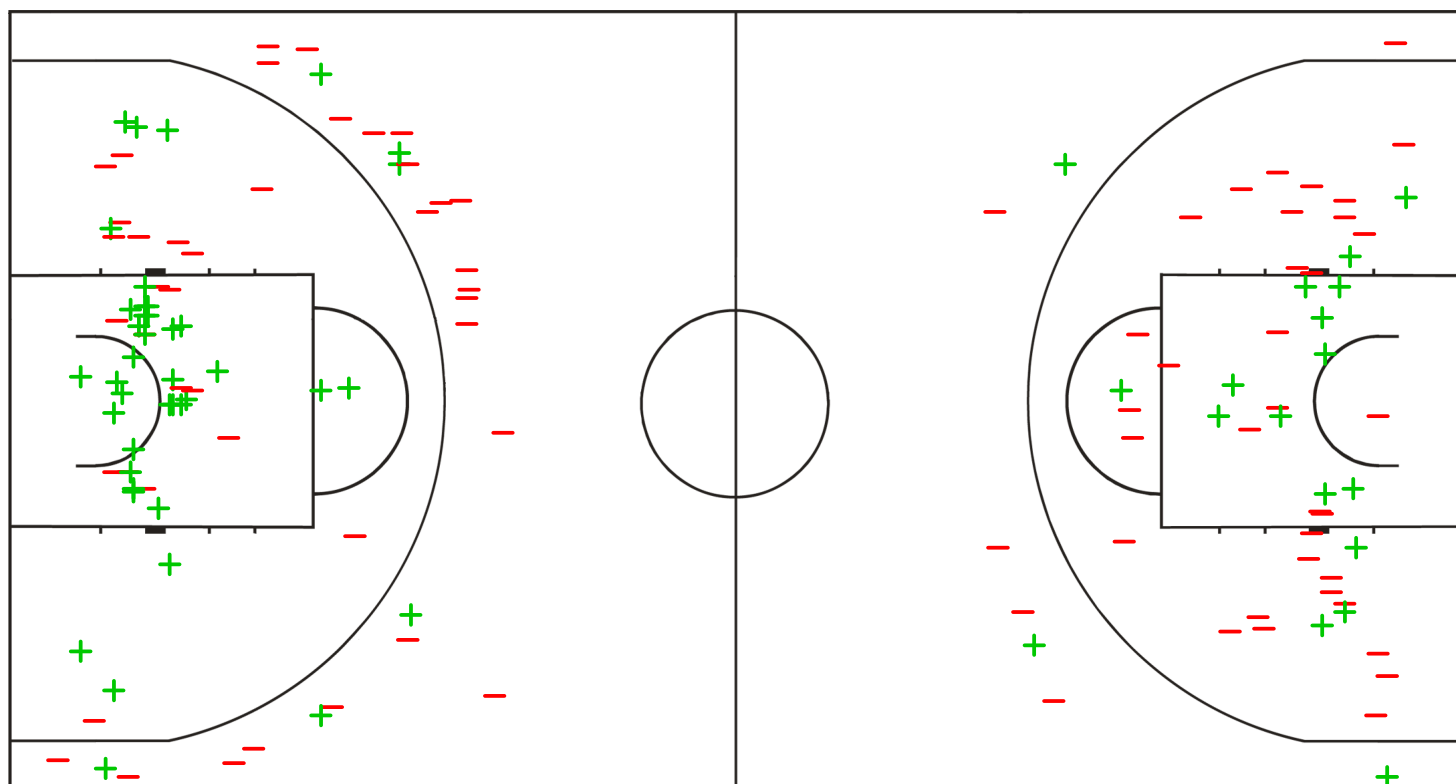
CZE 100 vs 54 UAE
(19 - 13, 28 - 11, 21 - 16, 32 - 14)

Scoring by 5 min intervals:

	Q1		Q2		Q3		Q4	
CZE	8	19	37	47	57	68	82	100
UAE	6	13	20	24	29	40	44	54

CZE - Czech Republic

UAE - United Arab Emirates



LEGEND

+ Shot Made

- Shot Missed

Timing and Results provided by **TISSOT**



Game No: 31

Shot Chart

Схема бросков

CZE 100 vs 54 UAE

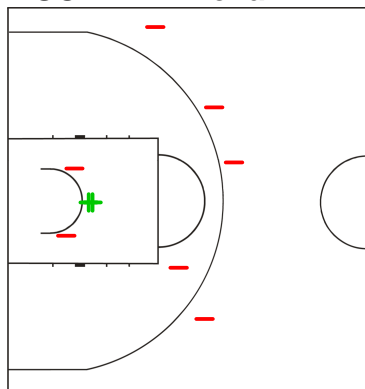
(19 - 13, 28 - 11, 21 - 16, 32 - 14)

Scoring by 5 min intervals:

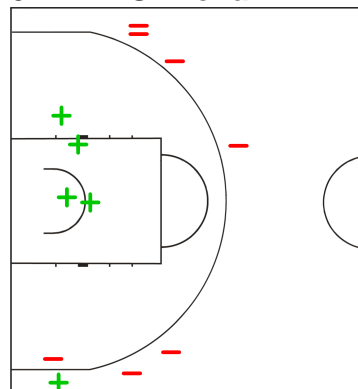
	Q1		Q2		Q3		Q4	
CZE	8	19	37	47	57	68	82	100
UAE	6	13	20	24	29	40	44	54

CZE - Czech Republic

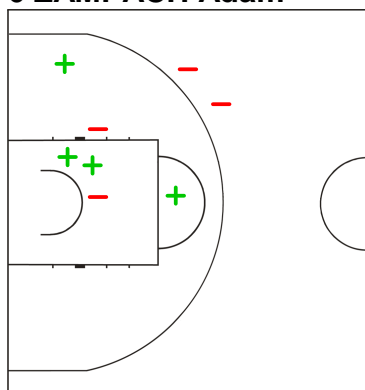
4 SOTNAR Michal



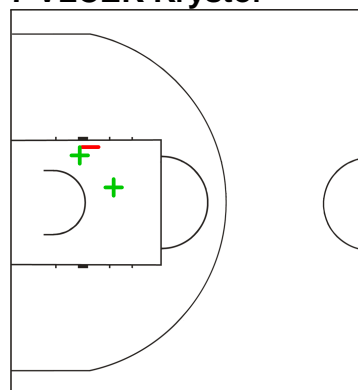
5 MARES Michal



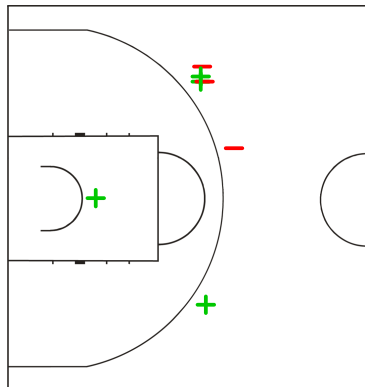
6 ZAMPACH Adam



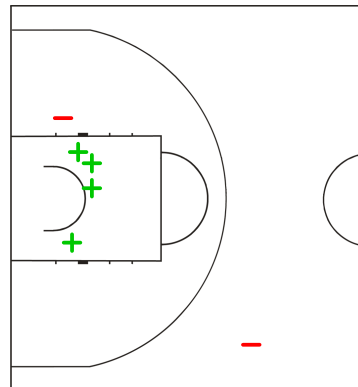
7 VLCEK Krystof



8 CIZ Adam



9 CVEK Viktor



LEGEND

+ Shot Made

-

Shot Missed

Timing and Results provided by **TISSOT**



Game No: 31

Shot Chart

Схема бросков

CZE 100 vs 54 UAE

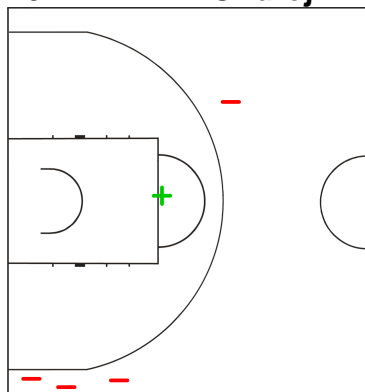
(19 - 13, 28 - 11, 21 - 16, 32 - 14)

Scoring by 5 min intervals:

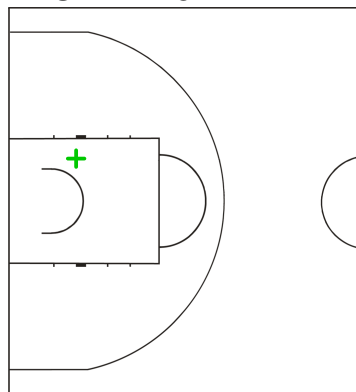
	Q1		Q2		Q3		Q4	
CZE	8	19	37	47	57	68	82	100
UAE	6	13	20	24	29	40	44	54

CZE - Czech Republic

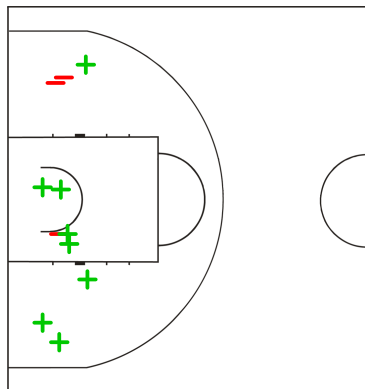
10 PETERKA Ondrej



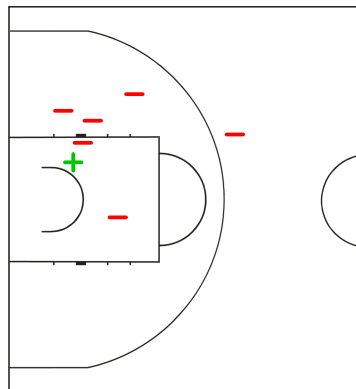
11 SLAVIK Jiri



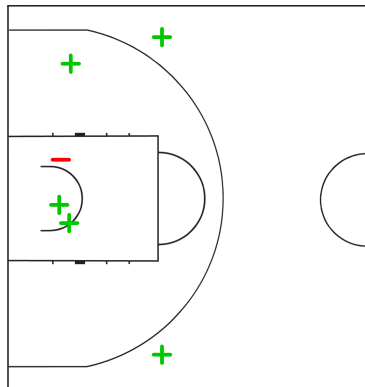
12 JIRICEK Jan



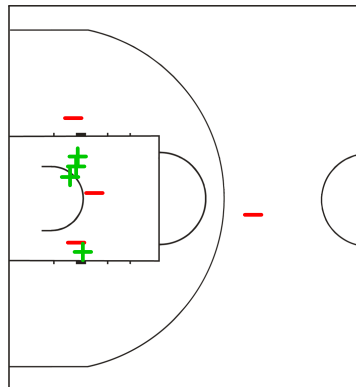
13 KRAKOVIC Jakub



14 GNIADEK Martin



15 VOSLAJER Tomas



LEGEND

+ Shot Made

-

Shot Missed

Timing and Results provided by **TISSOT**



Game No: 31

Shot Chart
Схема бросков

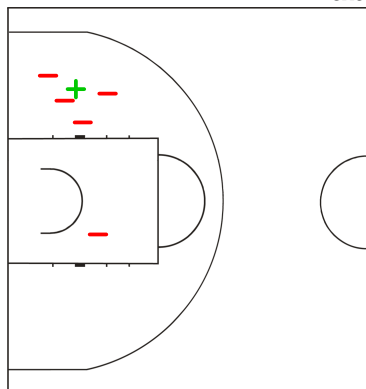
CZE 100 vs 54 UAE
(19 - 13, 28 - 11, 21 - 16, 32 - 14)

Scoring by 5 min intervals:

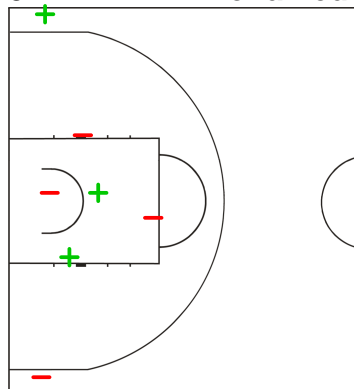
	Q1		Q2		Q3		Q4	
CZE	8	19	37	47	57	68	82	100
UAE	6	13	20	24	29	40	44	54

UAE - United Arab Emirates

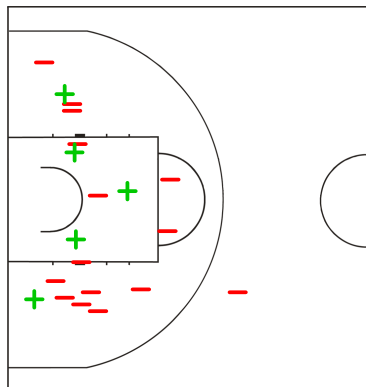
4 KHALIFA AHMAD Mubarak



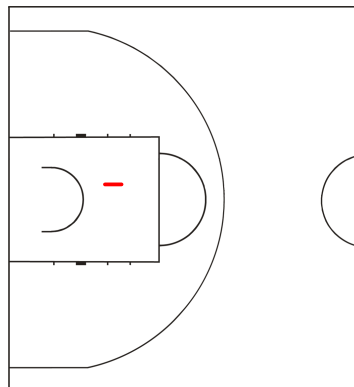
5 AL BRAIKI Mohamed



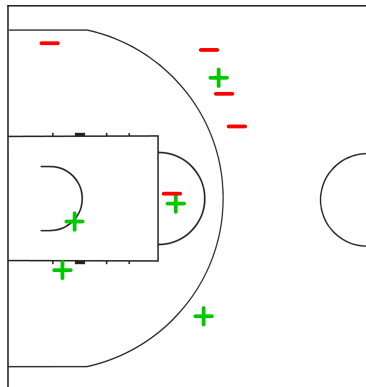
6 ZUWAYED KHALIFA Saleh



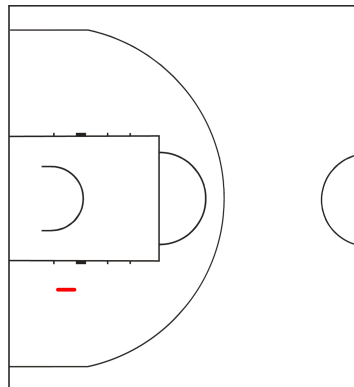
7 ALFARSI ALJNEIBI Mohamed



10 OMAR ALAMERI Omer



12 OBAID GHABISH Hamad



LEGEND

+ Shot Made

- Shot Missed

Timing and Results provided by TISSOT



Game No: 31

Shot Chart
Схема бросков

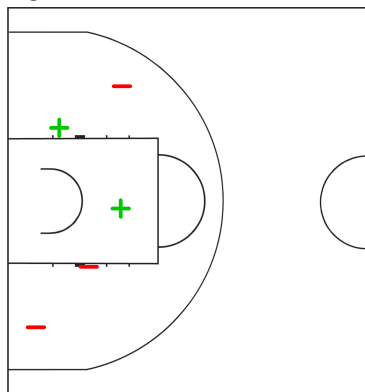
CZE 100 vs 54 UAE
(19 - 13, 28 - 11, 21 - 16, 32 - 14)

Scoring by 5 min intervals:

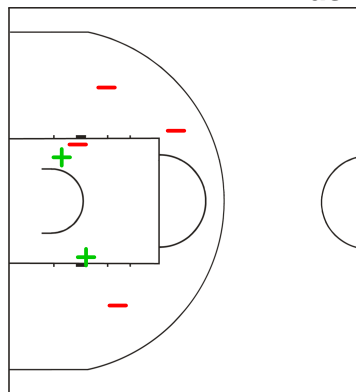
	Q1		Q2		Q3		Q4	
CZE	8	19	37	47	57	68	82	100
UAE	6	13	20	24	29	40	44	54

UAE - United Arab Emirates

13 KHALIFA AHMAD Khalid



14 AHMED AL-ALI Rashid



LEGEND

+ Shot Made

- Shot Missed



Game No: 31

Lineup Analysis

Анализ

CZE 100 vs 54 UAE

CZE

Lineup efficiency

5	MARES M	8	CIZ A	12	JIRICEK J	14	GNIADK M	15	VOSLAJER T	5:22
7	VLCEK K	8	CIZ A	10	PETERKA O	13	KRAKOVIC J	15	VOSLAJER T	4:54
4	SOTNAR M	5	MARES M	9	CVEK V	11	SLAVIK J	14	GNIADK M	4:39
5	MARES M	7	VLCEK K	8	CIZ A	12	JIRICEK J	14	GNIADK M	4:38
4	SOTNAR M	6	ZAMPACH A	9	CVEK V	11	SLAVIK J	13	KRAKOVIC J	3:44
4	SOTNAR M	6	ZAMPACH A	7	VLCEK K	11	SLAVIK J	13	KRAKOVIC J	3:18
5	MARES M	8	CIZ A	10	PETERKA O	12	JIRICEK J	15	VOSLAJER T	2:40
4	SOTNAR M	6	ZAMPACH A	7	VLCEK K	13	KRAKOVIC J	15	VOSLAJER T	2:03
6	ZAMPACH A	8	CIZ A	9	CVEK V	12	JIRICEK J	15	VOSLAJER T	1:43
6	ZAMPACH A	8	CIZ A	9	CVEK V	14	GNIADK M	15	VOSLAJER T	1:27
5	MARES M	8	CIZ A	9	CVEK V	12	JIRICEK J	14	GNIADK M	1:24
4	SOTNAR M	5	MARES M	6	ZAMPACH A	11	SLAVIK J	14	GNIADK M	1:14
6	ZAMPACH A	8	CIZ A	10	PETERKA O	11	SLAVIK J	15	VOSLAJER T	0:55
4	SOTNAR M	6	ZAMPACH A	7	VLCEK K	11	SLAVIK J	15	VOSLAJER T	0:55
6	ZAMPACH A	8	CIZ A	10	PETERKA O	13	KRAKOVIC J	15	VOSLAJER T	0:35
6	ZAMPACH A	8	CIZ A	10	PETERKA O	12	JIRICEK J	15	VOSLAJER T	0:29

Score development

5	MARES M	8	CIZ A	12	JIRICEK J	14	GNIADK M	15	VOSLAJER T	5:22	+10
5	MARES M	8	CIZ A	10	PETERKA O	12	JIRICEK J	15	VOSLAJER T	2:40	+8
5	MARES M	7	VLCEK K	8	CIZ A	12	JIRICEK J	14	GNIADK M	4:38	+8
4	SOTNAR M	6	ZAMPACH A	9	CVEK V	11	SLAVIK J	13	KRAKOVIC J	3:44	+5
4	SOTNAR M	5	MARES M	9	CVEK V	11	SLAVIK J	14	GNIADK M	4:39	+5
5	MARES M	8	CIZ A	9	CVEK V	12	JIRICEK J	14	GNIADK M	1:24	+4
6	ZAMPACH A	8	CIZ A	9	CVEK V	12	JIRICEK J	15	VOSLAJER T	1:43	+3
6	ZAMPACH A	8	CIZ A	10	PETERKA O	12	JIRICEK J	15	VOSLAJER T	0:29	+2
6	ZAMPACH A	8	CIZ A	10	PETERKA O	13	KRAKOVIC J	15	VOSLAJER T	0:35	+2
4	SOTNAR M	6	ZAMPACH A	7	VLCEK K	11	SLAVIK J	15	VOSLAJER T	0:55	+2
4	SOTNAR M	5	MARES M	6	ZAMPACH A	11	SLAVIK J	14	GNIADK M	1:14	+2
6	ZAMPACH A	8	CIZ A	9	CVEK V	14	GNIADK M	15	VOSLAJER T	1:27	-1
4	SOTNAR M	6	ZAMPACH A	7	VLCEK K	13	KRAKOVIC J	15	VOSLAJER T	2:03	0
7	VLCEK K	8	CIZ A	10	PETERKA O	13	KRAKOVIC J	15	VOSLAJER T	4:54	0
6	ZAMPACH A	8	CIZ A	10	PETERKA O	11	SLAVIK J	15	VOSLAJER T	0:55	-2
4	SOTNAR M	6	ZAMPACH A	7	VLCEK K	11	SLAVIK J	13	KRAKOVIC J	3:18	-2



Game No: 31

Lineup Analysis

Анализ

UAE

Lineup efficiency


4	KHALIFA AHMAD M	6	ZUWAYED KHALIFA S	10	OMAR ALAMERI O	13	KHALIFA AHMAD K	14	AHMED AL-ALI R	10:10
5	AL BRAIKI M	6	ZUWAYED KHALIFA S	10	OMAR ALAMERI O	13	KHALIFA AHMAD K	14	AHMED AL-ALI R	8:45
4	KHALIFA AHMAD M	5	AL BRAIKI M	10	OMAR ALAMERI O	13	KHALIFA AHMAD K	14	AHMED AL-ALI R	4:52
6	ZUWAYED KHALIFA S	10	OMAR ALAMERI O	12	OBAID GHABISH H	13	KHALIFA AHMAD K	14	AHMED AL-ALI R	3:57
5	AL BRAIKI M	8	ZAAL ALWALI K	10	OMAR ALAMERI O	11	ALSHAIBA AL-ALI M	13	KHALIFA AHMAD K	3:29
5	AL BRAIKI M	6	ZUWAYED KHALIFA S	12	OBAID GHABISH H	13	KHALIFA AHMAD K	14	AHMED AL-ALI R	2:21
5	AL BRAIKI M	6	ZUWAYED KHALIFA S	7	ALFARSI ALJNEIBI M	8	ZAAL ALWALI K	14	AHMED AL-ALI R	1:31
4	KHALIFA AHMAD M	6	ZUWAYED KHALIFA S	7	ALFARSI ALJNEIBI M	10	OMAR ALAMERI O	13	KHALIFA AHMAD K	1:12
5	AL BRAIKI M	6	ZUWAYED KHALIFA S	10	OMAR ALAMERI O	12	OBAID GHABISH H	14	AHMED AL-ALI R	1:10
5	AL BRAIKI M	6	ZUWAYED KHALIFA S	7	ALFARSI ALJNEIBI M	8	ZAAL ALWALI K	10	OMAR ALAMERI O	1:09
4	KHALIFA AHMAD M	6	ZUWAYED KHALIFA S	7	ALFARSI ALJNEIBI M	10	OMAR ALAMERI O	14	AHMED AL-ALI R	0:44
4	KHALIFA AHMAD M	5	AL BRAIKI M	7	ALFARSI ALJNEIBI M	10	OMAR ALAMERI O	14	AHMED AL-ALI R	0:40

Score development

4	KHALIFA AHMAD M	6	ZUWAYED KHALIFA S	7	ALFARSI ALJNEIBI M	10	OMAR ALAMERI O	14	AHMED AL-ALI R	0:44	+1
5	AL BRAIKI M	6	ZUWAYED KHALIFA S	7	ALFARSI ALJNEIBI M	8	ZAAL ALWALI K	10	OMAR ALAMERI O	1:09	-1
5	AL BRAIKI M	6	ZUWAYED KHALIFA S	10	OMAR ALAMERI O	12	OBAID GHABISH H	14	AHMED AL-ALI R	1:10	0
5	AL BRAIKI M	6	ZUWAYED KHALIFA S	12	OBAID GHABISH H	13	KHALIFA AHMAD K	14	AHMED AL-ALI R	2:21	0
6	ZUWAYED KHALIFA S	10	OMAR ALAMERI O	12	OBAID GHABISH H	13	KHALIFA AHMAD K	14	AHMED AL-ALI R	3:57	0
4	KHALIFA AHMAD M	5	AL BRAIKI M	10	OMAR ALAMERI O	13	KHALIFA AHMAD K	14	AHMED AL-ALI R	4:52	-1
5	AL BRAIKI M	6	ZUWAYED KHALIFA S	7	ALFARSI ALJNEIBI M	8	ZAAL ALWALI K	14	AHMED AL-ALI R	1:31	-3
4	KHALIFA AHMAD M	5	AL BRAIKI M	7	ALFARSI ALJNEIBI M	10	OMAR ALAMERI O	14	AHMED AL-ALI R	0:40	-5
4	KHALIFA AHMAD M	6	ZUWAYED KHALIFA S	7	ALFARSI ALJNEIBI M	10	OMAR ALAMERI O	13	KHALIFA AHMAD K	1:12	-5
5	AL BRAIKI M	8	ZAAL ALWALI K	10	OMAR ALAMERI O	11	ALSHAIBA AL-ALI M	13	KHALIFA AHMAD K	3:29	-7
4	KHALIFA AHMAD M	6	ZUWAYED KHALIFA S	10	OMAR ALAMERI O	13	KHALIFA AHMAD K	14	AHMED AL-ALI R	10:10	-9
5	AL BRAIKI M	6	ZUWAYED KHALIFA S	10	OMAR ALAMERI O	13	KHALIFA AHMAD K	14	AHMED AL-ALI R	8:45	-16

LEGEND

+ Shot Made - Shot Missed

Timing and Results provided by  TISSOT



Game No: 33

Start List

Стартовый список

CAN vs AUS

Referee: MIKHAYLOV Sergey (RUS)

Umpire: SUSLOV Timo (EST) / GYORFFY Pal Attila (HUN)

CAN - Canada

No.	Name	Pos	Height m / ft in	Age	Current Games Statistics						
					PPG	FG%	3FG%	FT%	RPG	APG	MPG (GP)
4	PANGOS Kevin	G	1.82/6'0"	20	7.0	45	0	80	3.0	2.0	15:45 (2)
5	HESLIP Brady	G	1.84/6'0"	23	22.0	52	45	100	1.0	0.5	20:14 (2)
6	WILTJER Kyle	F	2.03/6'8"	20	12.0	61	0	100	5.0	1.5	17:01 (2)
7	EJIM Melvin	F	2.00/6'7"	22	7.0	38	0	100	4.5	1.0	17:43 (2)
8	SCRUBB Thomas	F	2.00/6'7"	21	5.5	44	0	100	4.5	3.5	19:43 (2)
9	AROP Mangisto	F	2.00/6'7"	22	7.0	71	100	50	3.0	1.5	13:15 (2)
10	MULLINGS Daniel	G	1.84/6'0"	21	7.5	55		38	2.5	2.0	19:46 (2)
11	SCRUBB Philip	G	1.85/6'1"	20	5.0	40	29		1.0	3.5	19:28 (2)
12	POWELL Dwight	F	2.04/6'8"	21	18.5	81		50	6.0	0.0	18:13 (2)
13	BACHYNSKI Jordan	C	2.08/6'10"	23	7.0	86		50	9.0	0.5	11:48 (2)
14	BURNATOWSKI Murphy	F	2.01/6'7"	21	2.5	29	25		2.0	1.5	11:48 (2)
15	KLASSEN Owen	F	2.04/6'8"	21	9.5	82		100	7.5	1.0	15:14 (2)
Team			1.96/6'5"	21.3	110.5	58	36	71	50.5	18.5	
Coach		TRIANO Jay									
Assistant Coach		FRANCIS Greg									

CAN Played

PR	SWE	84 - 69
PR	UAE	137 - 43
PR	AUS	10 JUL
PR	CZE	11 JUL
PR	USA	12 JUL

AUS - Australia


No.	Name	Pos	Height m / ft in	Age	Current Games Statistics						
					PPG	FG%	3FG%	FT%	RPG	APG	MPG (GP)
4	NORTON Mitch	G	/	20	3.5	17	0	83	1.5	1.0	20:40 (2)
5	CADEE Jason	F	/	22	5.5	40	50	100	2.0	2.5	19:51 (2)
6	HADZIOMEROVIC Igor	F	/	21	3.5	43	50	0	3.0	1.5	13:07 (2)
7	ODIGIE Owen	F	/	20	1.0	33		0	2.5	0.5	8:53 (2)
8	BLANCHFIELD Todd	F	/	21	10.0	53	44		3.0	1.0	16:06 (2)
9	STEINDL Clint	C	/	24	9.5	41	45		0.5	1.0	18:15 (2)
10	BROEKHOFF Ryan	G	/	22	9.5	31	25	100	4.0	2.0	23:07 (2)
11	DUMOVIC Andrija	F	/	20	6.5	67		50	3.0	0.5	13:53 (2)
12	ELLIS Cody	F	/	23	10.5	44	40	79	3.5	1.5	22:21 (2)
13	YOUNG Mitch	F	/	22	9.5	62		50	4.5	3.0	19:55 (2)
14	BAIRSTOW Cameron	F	/	22	8.5	30	0	71	10.0	3.5	21:29 (2)
15	ANDRONICOS Matthew	F	/	21	0.0				0.5	0.0	2:21 (2)
Team			/	21.5	77.5	42	36	71	43.0	18.0	
Coach		LEMANIS Andrej									
Assistant Coach		DOWNER Michael					SHORT Roman				

AUS Played

PR	CZE	85 - 57
PR	SWE	70 - 53
PR	CAN	10 JUL
PR	USA	11 JUL
PR	UAE	12 JUL

LEGEND

(1) Point Guard	(2) Shooting Guard	(3) Small Forward	(4) Power Forward	(5) Centre
(C) Captain	3FG% 3 Points Field Goals %	APG Assists per Game	C Centre	F Forward
FG% Field Goals %	FT% Free Throws %	G Guard	GP Games Played	MPG Minutes Played per Game
Pos Playing Position	PPG Points per Game	PR Preliminary Round	RPG Rebounds per Game	

Timing and Results provided by  TISSOT



Game No: 33

Results
Результаты

Attendance: 600

Match Duration: 1:47

CAN 92 vs 83 AUS
(27:15, 14:31, 24:21, 27:16)

Referee: MIKHAYLOV Sergey (RUS)

Commissioner:

Umpire: SUSLOV Timo (EST) / GYORFFY Pal Attila (HUN)

Scoring by 5 min intervals:	CAN	Q1		Q2		Q3		Q4	
		15	27	34	41	54	65	77	92
	AUS	8	15	30	46	59	67	77	83

CAN - Canada

No.	Name	MIN	Field Goals		2 Points		3 Points		Free Throws		Rebounds			AS	TO	ST	BS	PF	FD	PTS
			M/A	%	M/A	%	M/A	%	M/A	%	OR	DR	TOT							
*4	PANGOS Kevin	19:40	2/7	29	1/3	33	1/4	25	4/4	100	0	1	1	4	2	1	0	3	3	9
5	HESLIP Brady	20:20	5/10	50	1/5	20	4/5	80	4/6	67	0	0	0	1	1	0	0	1	4	18
6	WILTJER Kyle	10:13	0/5	0	0/3	0	0/2	0	0/0	0	1	3	4	1	2	0	0	2	0	0
*7	EJIM Melvin	18:37	4/6	67	3/4	75	1/2	50	0/0	0	1	2	3	2	2	0	0	3	1	9
*8	SCRUBB Thomas	19:40	1/2	50	1/1	100	0/1	0	0/0	0	0	8	8	1	1	0	0	1	1	2
9	AROP Mangisto	8:39	1/2	50	1/2	50	0/0	0	0/0	0	1	1	2	1	2	0	0	0	1	2
*10	MULLINGS Daniel	19:40	6/9	67	6/9	67	0/0	0	3/4	75	4	5	9	1	0	0	0	2	4	15
11	SCRUBB Philip	20:20	3/5	60	2/2	100	1/3	33	1/2	50	0	1	1	2	2	0	0	3	2	8
*12	POWELL Dwight	18:14	5/9	56	5/9	56	0/0	0	0/3	0	0	2	2	0	0	3	0	4	4	10
13	BACHYNSKI Jordan	10:29	2/5	40	2/5	40	0/0	0	0/2	0	3	2	5	0	1	0	0	0	2	4
14	BURNATOWSKI Murphy	11:41	3/5	60	3/5	60	0/0	0	0/0	0	1	1	2	0	0	0	0	1	0	6
15	KLASSEN Owen	22:27	4/6	67	4/6	67	0/0	0	1/2	50	3	7	10	2	3	0	0	3	3	9
Team / Coach											3	3	6		1					
Totals			36/71	51	29/54	54	7/17	41	13/23	57	17	36	53	15	17	4	0	23	25	92
Coach		TRIANO Jay																		
Assistant Coach		FRANCIS Greg																		

AUS - Australia

No.	Name	MIN	Field Goals		2 Points		3 Points		Free Throws		Rebounds			AS	TO	ST	BS	PF	FD	PTS
			M/A	%	M/A	%	M/A	%	M/A	%	OR	DR	TOT							
*4	NORTON Mitch	14:11	1/3	33	1/2	50	0/1	0	1/2	50	1	0	1	2	1	0	0	2	1	3
5	CADEE Jason	25:49	4/9	44	2/6	33	2/3	67	6/6	100	0	0	0	4	1	4	0	2	5	16
6	HADZIOMEROVIC Igor	15:48	1/5	20	1/3	33	0/2	0	1/2	50	0	3	3	3	2	0	0	3	2	3
7	ODIGIE Owen	2:49	0/1	0	0/1	0	0/0	0	0/0	0	0	1	1	0	1	0	0	1	0	0
8	BLANCHFIELD Todd	15:22	0/2	0	0/1	0	0/1	0	0/0	0	0	0	0	0	0	0	0	2	0	0
*9	STEINDL Clint	21:53	5/11	45	1/6	17	4/5	80	0/0	0	1	1	2	0	0	0	0	5	0	14
*10	BROEKHOFF Ryan	24:20	1/9	11	0/5	0	1/4	25	0/0	0	2	4	6	3	2	1	0	1	1	3
*11	DUMOVIC Andrija	15:22	3/8	38	3/8	38	0/0	0	2/4	50	5	3	8	1	0	0	0	1	6	8
12	ELLIS Cody	17:10	1/7	14	0/3	0	1/4	25	0/0	0	1	1	2	1	0	1	0	1	1	3
13	YOUNG Mitch	22:46	6/10	60	5/9	56	1/1	100	1/2	50	2	5	7	1	1	1	1	2	1	14
*14	BAIRSTOW Cameron	24:30	7/12	58	7/11	64	0/1	0	5/7	71	2	4	6	4	2	1	4	5	6	19
15	ANDRONICOS Matthew	0:00	0/0	0	0/0	0	0/0	0	0/0	0	0	0	0	0	0	0	0	0	0	0
Team / Coach											1	0	1		0					
Totals			29/77	38	20/55	36	9/22	41	16/23	70	15	22	37	19	10	8	5	25	23	83
Coach		LEMANIS Andrej																		
Assistant Coach		DOWNER Michael SHORT Roman																		

	CAN	AUS
Points from Turnovers	7	19
Points in the Paint	58	28
Second Chance Points	16	10
Fast Break Points	10	4

	CAN	AUS
Biggest Lead	16	8
Biggest Scoring Run	13-0 (13-6)	12-0 (33-30)
Lead Changes	7	
Times Tied	6	

LEGEND			
%	Shooting Percentage	(C)	Captain
BS	Blocked Shots	DR	Defensive Rebounds
OR	Offensive Rebounds	OTx	Overtime
S	Suspended	ST	Steals
(I)	Injured	FD	Fouls Drawn
*	Starters	PF	Fouls
M/A	Made / Attempts	TO	Turnovers
PTS	Points	AS	Assists
TOT	Total Rebounds	MIN	Minutes Played
		Qx	Quarter Time

Timing and Results provided by TISSOT



Game No: 33

Shot Chart

Схема бросков

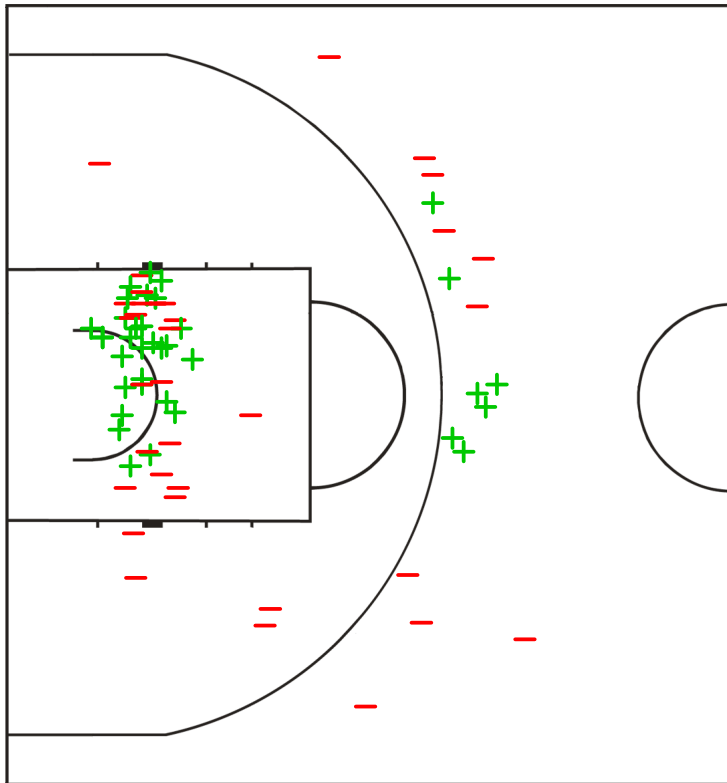
CAN 92 vs 83 AUS

(27 - 15, 14 - 31, 24 - 21, 27 - 16)

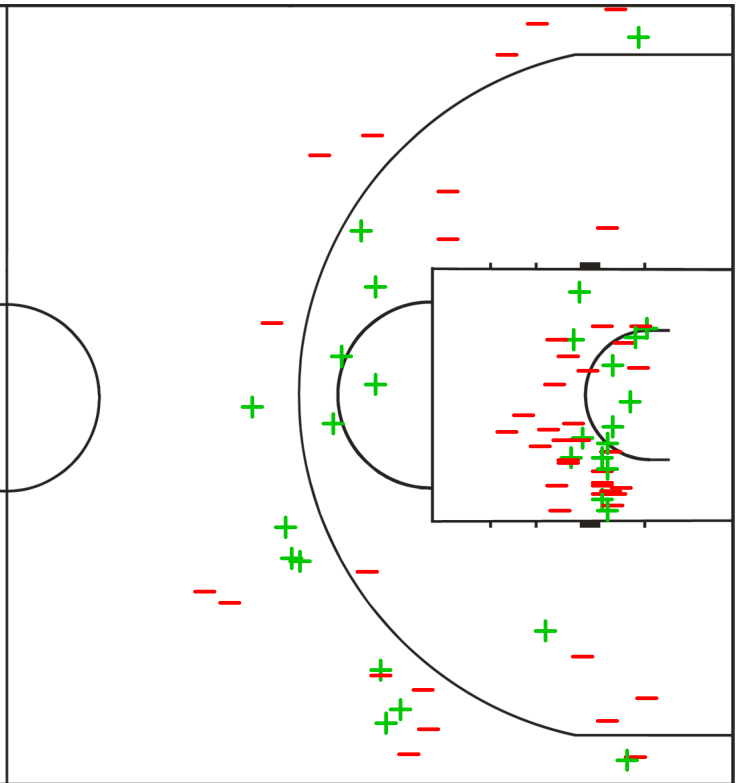
Scoring by 5 min intervals:

	Q1		Q2		Q3		Q4	
CAN	15	27	34	41	54	65	77	92
AUS	8	15	30	46	59	67	77	83

CAN - Canada



AUS - Australia



LEGEND

+ Shot Made

- Shot Missed

Timing and Results provided by **TISSOT**



Game No: 33

Shot Chart
Схема бросков

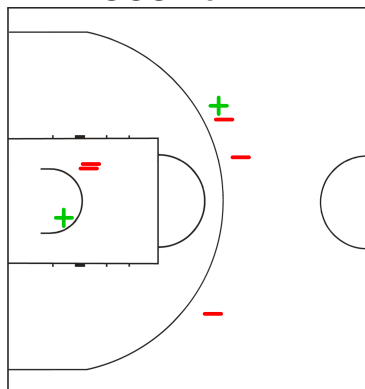
CAN 92 vs 83 AUS
(27 - 15, 14 - 31, 24 - 21, 27 - 16)

Scoring by 5 min intervals:

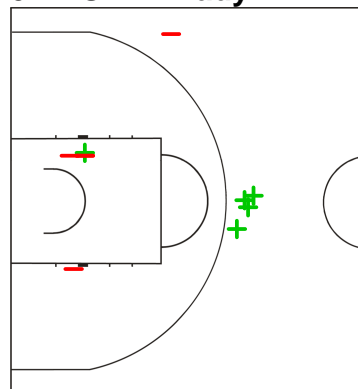
	Q1		Q2		Q3		Q4	
CAN	15	27	34	41	54	65	77	92
AUS	8	15	30	46	59	67	77	83

CAN - Canada

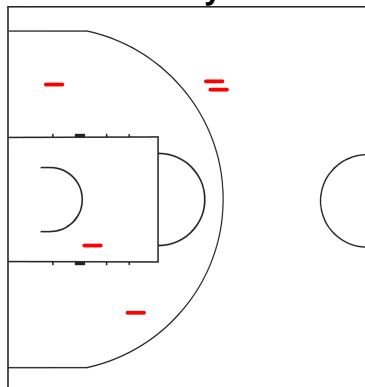
4 PANGOS Kevin



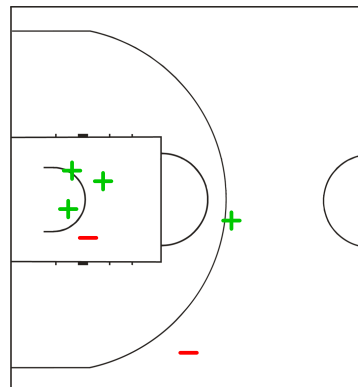
5 HESLIP Brady



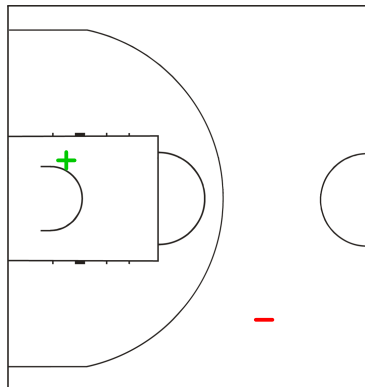
6 WILTJER Kyle



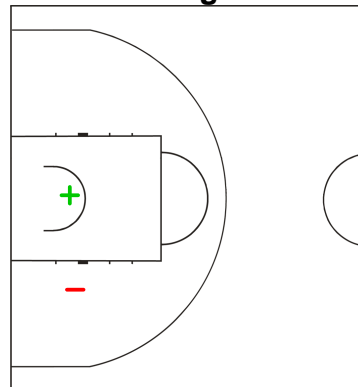
7 EJIM Melvin



8 SCRUBB Thomas



9 AROP Mangisto



LEGEND

+ Shot Made

-

Shot Missed

Timing and Results provided by **TISSOT**



Game No: 33

Shot Chart
Схема бросков

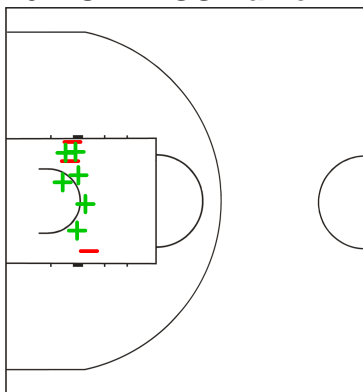
CAN 92 vs 83 AUS
(27 - 15, 14 - 31, 24 - 21, 27 - 16)

Scoring by 5 min intervals:

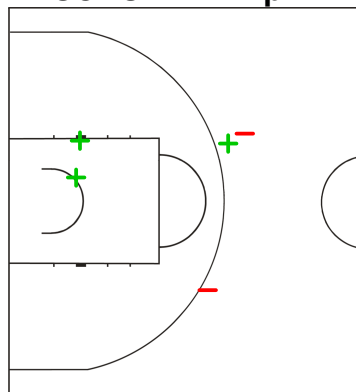
	Q1		Q2		Q3		Q4	
CAN	15	27	34	41	54	65	77	92
AUS	8	15	30	46	59	67	77	83

CAN - Canada

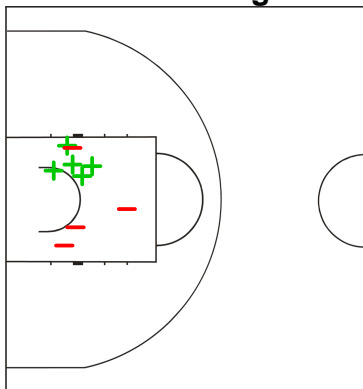
10 MULLINGS Daniel



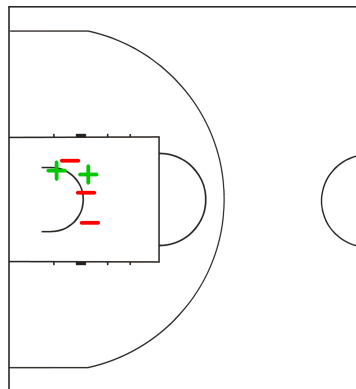
11 SCRUBB Philip



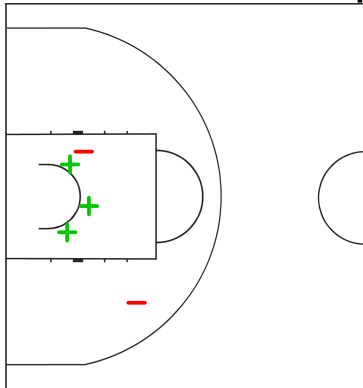
12 POWELL Dwight



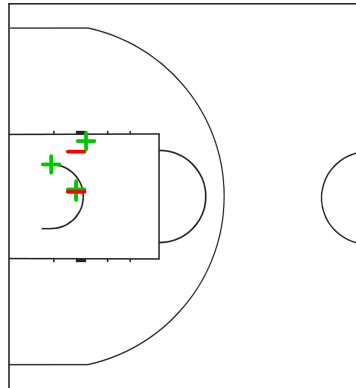
13 BACHYNSKI Jordan



14 BURNATOWSKI Murphy



15 KLASSEN Owen



LEGEND

+ Shot Made

-

Shot Missed

Timing and Results provided by **TISSOT**



Game No: 33

Shot Chart

Схема бросков

CAN 92 vs 83 AUS

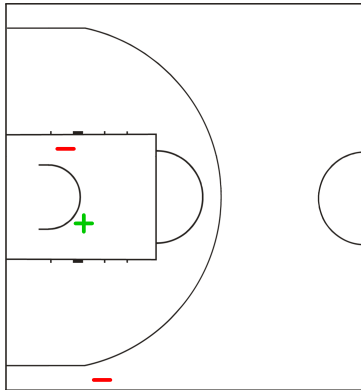
(27 - 15, 14 - 31, 24 - 21, 27 - 16)

Scoring by 5 min intervals:

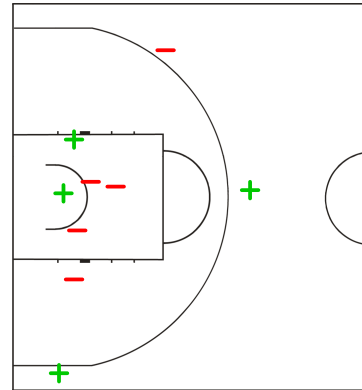
	Q1		Q2		Q3		Q4	
CAN	15	27	34	41	54	65	77	92
AUS	8	15	30	46	59	67	77	83

AUS - Australia

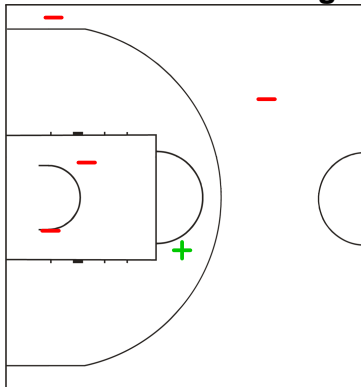
4 NORTON Mitch



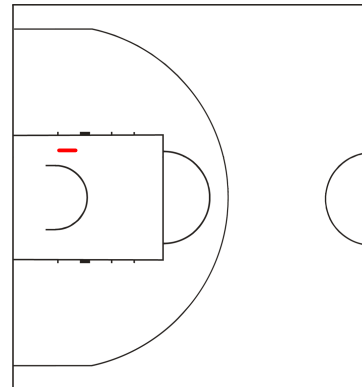
5 CADEE Jason



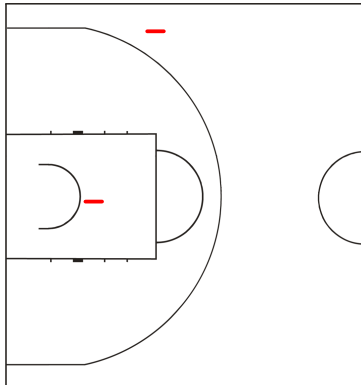
6 HADZIOMEROVIC Igor



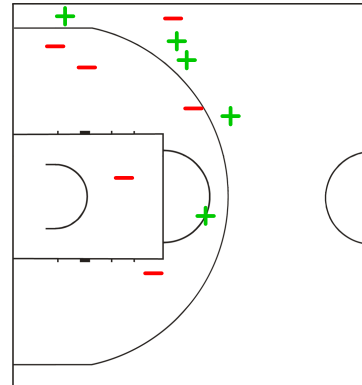
7 ODIGIE Owen



8 BLANCHFIELD Todd



9 STEINDL Clint



LEGEND

+ Shot Made

-

Shot Missed

Timing and Results provided by **TISSOT**



Game No: 33

Shot Chart
Схема бросков

CAN 92 vs 83 AUS

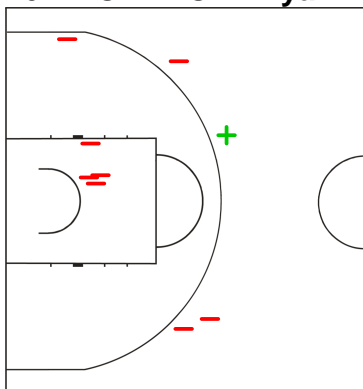
(27 - 15, 14 - 31, 24 - 21, 27 - 16)

Scoring by 5 min intervals:

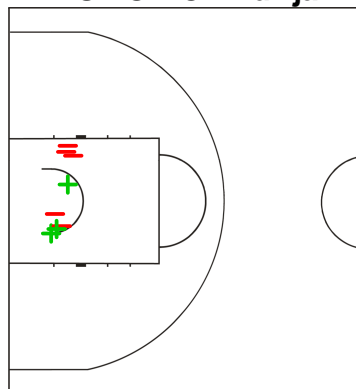
	Q1		Q2		Q3		Q4	
CAN	15	27	34	41	54	65	77	92
AUS	8	15	30	46	59	67	77	83

AUS - Australia

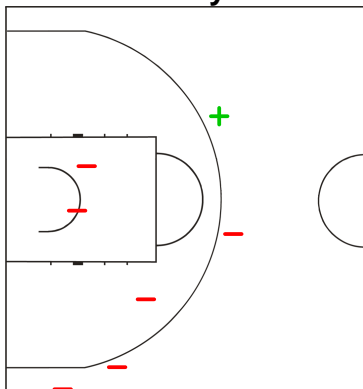
10 BROEKHOFF Ryan



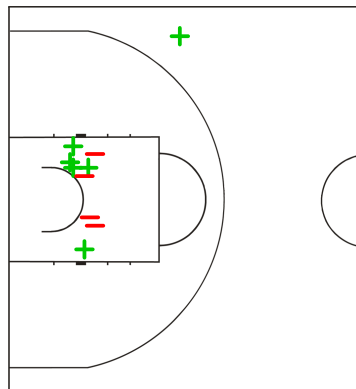
11 DUMOVIC Andrija



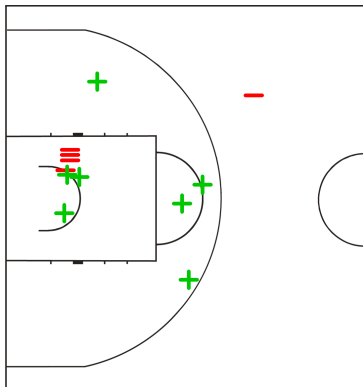
12 ELLIS Cody



13 YOUNG Mitch



14 BAIRSTOW Cameron



LEGEND

+ Shot Made

-

Shot Missed

Timing and Results provided by **TISSOT**



Game No: 33

Lineup Analysis

Анализ

CAN 92 vs 83 AUS

CAN

Lineup efficiency

4	PANGOS K	7	EJIM M	8	SCRUBB T	10	MULLINGS D	12	POWELL D	17:11
5	HESLIP B	11	SCRUBB P	13	BACHYNSKI J	14	BURNATOWSKI M	15	KLASSEN O	10:07
5	HESLIP B	6	WILTJER K	9	AROP M	11	SCRUBB P	15	KLASSEN O	8:39
5	HESLIP B	6	WILTJER K	11	SCRUBB P	14	BURNATOWSKI M	15	KLASSEN O	1:34
4	PANGOS K	7	EJIM M	8	SCRUBB T	10	MULLINGS D	15	KLASSEN O	1:04
4	PANGOS K	8	SCRUBB T	10	MULLINGS D	12	POWELL D	15	KLASSEN O	1:03
4	PANGOS K	7	EJIM M	8	SCRUBB T	10	MULLINGS D	13	BACHYNSKI J	0:22

Score development

4	PANGOS K	7	EJIM M	8	SCRUBB T	10	MULLINGS D	12	POWELL D	17:11	+4
4	PANGOS K	7	EJIM M	8	SCRUBB T	10	MULLINGS D	15	KLASSEN O	1:04	+3
4	PANGOS K	8	SCRUBB T	10	MULLINGS D	12	POWELL D	15	KLASSEN O	1:03	+2
5	HESLIP B	6	WILTJER K	11	SCRUBB P	14	BURNATOWSKI M	15	KLASSEN O	1:34	+2
5	HESLIP B	11	SCRUBB P	13	BACHYNSKI J	14	BURNATOWSKI M	15	KLASSEN O	10:07	+2
4	PANGOS K	7	EJIM M	8	SCRUBB T	10	MULLINGS D	13	BACHYNSKI J	0:22	+1
5	HESLIP B	6	WILTJER K	9	AROP M	11	SCRUBB P	15	KLASSEN O	8:39	-5



Game No: 33

Lineup Analysis

Анализ

AUS

Lineup efficiency


4	NORTON M	9	STEINDL C	10	BROEKHOFF R	11	DUMOVIC A	14	BAIRSTOW C	6:57
5	CADEE J	6	HADZIOMEROVIC I	8	BLANCHFIELD T	12	ELLIS C	13	YOUNG M	4:11
5	CADEE J	6	HADZIOMEROVIC I	9	STEINDL C	13	YOUNG M	14	BAIRSTOW C	3:39
5	CADEE J	8	BLANCHFIELD T	10	BROEKHOFF R	12	ELLIS C	13	YOUNG M	3:29
4	NORTON M	9	STEINDL C	10	BROEKHOFF R	13	YOUNG M	14	BAIRSTOW C	2:29
5	CADEE J	9	STEINDL C	10	BROEKHOFF R	13	YOUNG M	14	BAIRSTOW C	1:48
5	CADEE J	8	BLANCHFIELD T	9	STEINDL C	12	ELLIS C	14	BAIRSTOW C	1:40
5	CADEE J	6	HADZIOMEROVIC I	10	BROEKHOFF R	12	ELLIS C	13	YOUNG M	1:36
5	CADEE J	6	HADZIOMEROVIC I	7	ODIGIE O	11	DUMOVIC A	14	BAIRSTOW C	1:34
5	CADEE J	6	HADZIOMEROVIC I	9	STEINDL C	11	DUMOVIC A	12	ELLIS C	1:31
5	CADEE J	8	BLANCHFIELD T	9	STEINDL C	11	DUMOVIC A	14	BAIRSTOW C	1:20
4	NORTON M	6	HADZIOMEROVIC I	10	BROEKHOFF R	12	ELLIS C	13	YOUNG M	1:17
4	NORTON M	8	BLANCHFIELD T	9	STEINDL C	12	ELLIS C	13	YOUNG M	1:10
4	NORTON M	9	STEINDL C	10	BROEKHOFF R	12	ELLIS C	13	YOUNG M	1:07
5	CADEE J	8	BLANCHFIELD T	10	BROEKHOFF R	13	YOUNG M	14	BAIRSTOW C	1:04
5	CADEE J	7	ODIGIE O	10	BROEKHOFF R	11	DUMOVIC A	14	BAIRSTOW C	1:03
5	CADEE J	6	HADZIOMEROVIC I	10	BROEKHOFF R	11	DUMOVIC A	14	BAIRSTOW C	0:59
5	CADEE J	8	BLANCHFIELD T	10	BROEKHOFF R	11	DUMOVIC A	14	BAIRSTOW C	0:42
4	NORTON M	8	BLANCHFIELD T	10	BROEKHOFF R	13	YOUNG M	14	BAIRSTOW C	0:37
5	CADEE J	6	HADZIOMEROVIC I	8	BLANCHFIELD T	11	DUMOVIC A	12	ELLIS C	0:35
4	NORTON M	8	BLANCHFIELD T	10	BROEKHOFF R	11	DUMOVIC A	12	ELLIS C	0:29
5	CADEE J	6	HADZIOMEROVIC I	10	BROEKHOFF R	13	YOUNG M	14	BAIRSTOW C	0:14
5	CADEE J	9	STEINDL C	10	BROEKHOFF R	11	DUMOVIC A	14	BAIRSTOW C	0:12
5	CADEE J	6	HADZIOMEROVIC I	7	ODIGIE O	10	BROEKHOFF R	14	BAIRSTOW C	0:12
4	NORTON M	8	BLANCHFIELD T	10	BROEKHOFF R	12	ELLIS C	13	YOUNG M	0:05

Score development

4	NORTON M	9	STEINDL C	10	BROEKHOFF R	13	YOUNG M	14	BAIRSTOW C	2:29	+6
4	NORTON M	9	STEINDL C	10	BROEKHOFF R	12	ELLIS C	13	YOUNG M	1:07	+5
5	CADEE J	8	BLANCHFIELD T	9	STEINDL C	11	DUMOVIC A	14	BAIRSTOW C	1:20	+4
4	NORTON M	8	BLANCHFIELD T	10	BROEKHOFF R	13	YOUNG M	14	BAIRSTOW C	0:37	+2
5	CADEE J	6	HADZIOMEROVIC I	10	BROEKHOFF R	11	DUMOVIC A	14	BAIRSTOW C	0:59	+2
4	NORTON M	8	BLANCHFIELD T	9	STEINDL C	12	ELLIS C	13	YOUNG M	1:10	+2
5	CADEE J	6	HADZIOMEROVIC I	9	STEINDL C	11	DUMOVIC A	12	ELLIS C	1:31	+2
5	CADEE J	8	BLANCHFIELD T	9	STEINDL C	12	ELLIS C	14	BAIRSTOW C	1:40	+2
5	CADEE J	6	HADZIOMEROVIC I	9	STEINDL C	13	YOUNG M	14	BAIRSTOW C	3:39	+2
5	CADEE J	6	HADZIOMEROVIC I	10	BROEKHOFF R	13	YOUNG M	14	BAIRSTOW C	0:14	+1
5	CADEE J	8	BLANCHFIELD T	10	BROEKHOFF R	11	DUMOVIC A	14	BAIRSTOW C	0:42	+1
4	NORTON M	8	BLANCHFIELD T	10	BROEKHOFF R	12	ELLIS C	13	YOUNG M	0:05	0
5	CADEE J	9	STEINDL C	10	BROEKHOFF R	11	DUMOVIC A	14	BAIRSTOW C	0:12	0
5	CADEE J	6	HADZIOMEROVIC I	8	BLANCHFIELD T	12	ELLIS C	13	YOUNG M	4:11	0
5	CADEE J	6	HADZIOMEROVIC I	7	ODIGIE O	10	BROEKHOFF R	14	BAIRSTOW C	0:12	-2
5	CADEE J	6	HADZIOMEROVIC I	8	BLANCHFIELD T	11	DUMOVIC A	12	ELLIS C	0:35	-2
5	CADEE J	7	ODIGIE O	10	BROEKHOFF R	11	DUMOVIC A	14	BAIRSTOW C	1:03	-2
5	CADEE J	8	BLANCHFIELD T	10	BROEKHOFF R	13	YOUNG M	14	BAIRSTOW C	1:04	-2
5	CADEE J	6	HADZIOMEROVIC I	7	ODIGIE O	11	DUMOVIC A	14	BAIRSTOW C	1:34	-2
4	NORTON M	8	BLANCHFIELD T	10	BROEKHOFF R	11	DUMOVIC A	12	ELLIS C	0:29	-3
5	CADEE J	6	HADZIOMEROVIC I	10	BROEKHOFF R	12	ELLIS C	13	YOUNG M	1:36	-3
5	CADEE J	9	STEINDL C	10	BROEKHOFF R	13	YOUNG M	14	BAIRSTOW C	1:48	-3
4	NORTON M	6	HADZIOMEROVIC I	10	BROEKHOFF R	12	ELLIS C	13	YOUNG M	1:17	-4
5	CADEE J	8	BLANCHFIELD T	10	BROEKHOFF R	12	ELLIS C	13	YOUNG M	3:29	-7
4	NORTON M	9	STEINDL C	10	BROEKHOFF R	11	DUMOVIC A	14	BAIRSTOW C	6:57	-8

LEGEND

+ Shot Made - Shot Missed

Timing and Results provided by  TISSOT



Game No: 32

Start List

Стартовый список

USA vs SWE

Referee: SCHMIDT Boris (GER)

Umpire: OLIVEROS HENRIQUEZ Rodrigo Miguel (CHI) / TIEN Hsiao-Lun (TPE)

USA - United States

No.	Name	Pos	Height m / ft in	Age	Current Games Statistics						
					PPG	FG%	3FG%	FT%	RPG	APG	MPG (GP)
4	FERRELL Kevin	G	/	20	11.0	41	20	50	3.5	8.5	21:41 (2)
5	SHEEHEY William	F	/	21	12.5	61	100	100	4.0	3.0	16:50 (2)
6	HAWS Tyler	G	/	22	3.0	29	0	100	4.0	1.0	11:39 (2)
7	HANCOCK Luke	F	/	23	12.0	38	44		1.0	1.0	15:47 (2)
8	DINWIDDIE Spencer	G	/	20	8.0	45	50	83	3.0	5.5	18:59 (2)
9	KILPATRICK Sean	G	/	23	12.5	39	36	100	2.5	2.0	19:22 (2)
10	GRAHAM Treveon	F	/	19	9.5	44	17	67	8.0	2.5	19:13 (2)
11	MCDERMOTT Douglas	F	/	21	19.0	64	45	100	7.0	1.5	20:17 (2)
12	JEFFERSON Cory	C	/	22	12.0	67			13.0	0.0	21:52 (2)
13	WHITE Aaron	C	/	20	9.0	60	50	67	3.5	0.5	16:51 (2)
14	PAYNE Adreian	F	/	22	3.5	50	0	75	4.0	0.5	5:20 (2)
15	KIRK Alex	C	/	21	6.0	67		67	8.0	0.5	12:07 (2)
Team			/	21.2	118.0	50	36	78	66.0	26.5	
Coach		MCKILLOP Robert									
Assistant Coach		MARTIN Frank					BEILEIN John				

USA Played		
PR	UAE	140 - 46
PR	CZE	96 - 53
PR	SWE	10 JUL
PR	AUS	11 JUL
PR	CAN	12 JUL


SWE - Sweden

No.	Name	Pos	Height m / ft in	Age	Current Games Statistics						
					PPG	FG%	3FG%	FT%	RPG	APG	MPG (GP)
4	BARTON Charles	G	1.91/6'3"	21	7.5	29	30	100	2.5	1.5	24:53 (2)
5	JOSEPH Mike	G	1.84/6'0"	22	5.0	44	100		1.0	4.0	22:05 (2)
6	CZERAPOWICZ Chris	G	2.00/6'7"	21	14.5	46	44	100	5.0	2.0	29:37 (2)
7	KARLSSON Andreas	G	2.00/6'7"	24	5.5	44	100	50	2.5	0.5	16:17 (2)
8	SUNDSTROM Gustav	G	1.99/6'6"	22	2.5	25	0	50	0.5	0.0	14:59 (2)
10	LINDELL Odin	F	2.05/6'9"	23	7.0	44		46	5.0	0.0	26:00 (2)
11	RONSTROM Johan	F	2.02/6'8"	23	1.0	33	0		0.5	0.0	5:30 (2)
12	NORMAN Sebastian	C	2.07/6'9"	20	2.0	33		50	2.0	0.5	11:46 (2)
13	HARTMAN Richard	F	2.01/6'7"	24	0.0				0.0	0.0	0:00 (0)
14	LINDQVIST Alexander	F	2.05/6'9"	22	10.0	32	25	75	6.0	0.5	23:29 (2)
15	HAMPTON Pierre	F	2.01/6'7"	22	6.0	31	13	50	4.0	1.5	25:20 (2)
Team			2.00/6'7"	22.2	61.0	37	33	61	32.0	10.5	
Coach		BOSNIC Vedran									
Assistant Coach		BENGTSSON Viktor									

SWE Played		
PR	CAN	69 - 84
PR	AUS	53 - 70
PR	USA	10 JUL
PR	UAE	11 JUL
PR	CZE	12 JUL

LEGEND

(1)	Point Guard	(2)	Shooting Guard	(3)	Small Forward	(4)	Power Forward	(5)	Centre
(C)	Captain	3FG%	3 Points Field Goals %	APG	Assists per Game	C	Centre	F	Forward
FG%	Field Goals %	FT%	Free Throws %	G	Guard	GP	Games Played	MPG	Minutes Played per Game
Pos	Playing Position	PPG	Points per Game	PR	Preliminary Round	RPG	Rebounds per Game		

Timing and Results provided by  TISSOT



Game No: 32

Results
Результаты

Attendance: 1500

Match Duration: 1:45

USA 83 vs 65 SWE
(18:17, 19:10, 27:17, 19:21)

Referee: SCHMIDT Boris (GER) Commissioner:
Umpire: OLIVEROS HENRIQUEZ Rodrigo Miguel (CHI) / TIEN Hsiao-Lun (TPE)

		Q1		Q2		Q3		Q4	
Scoring by 5 min intervals:	USA	9	18	26	37	49	64	74	83
	SWE	4	17	24	27	33	44	54	65

USA - United States

No.	Name	MIN	Field Goals		2 Points		3 Points		Free Throws		Rebounds			AS	TO	ST	BS	PF	FD	PTS																	
			M/A	%	M/A	%	M/A	%	M/A	%	OR	DR	TOT																								
4	FERRELL Kevin	18:50	6/13	46	2/6	33	4/7	57	4/4	100	0	1	1	2	0	0	0	0	3	20																	
5	SHEEHEY William	15:37	3/5	60	2/4	50	1/1	100	0/0	0	2	3	5	0	0	0	0	1	1	7																	
6	HAWS Tyler	7:10	0/2	0	0/1	0	0/1	0	1/2	50	1	0	1	0	1	0	0	1	1	1																	
*7	HANCOCK Luke	16:45	3/6	50	2/4	50	1/2	50	2/2	100	1	2	3	0	0	2	0	1	2	9																	
*8	DINWIDDIE Spencer	26:13	3/8	38	3/7	43	0/1	0	0/0	0	0	4	4	6	3	1	0	2	2	6																	
9	KILPATRICK Sean	19:02	0/5	0	0/1	0	0/4	0	1/2	50	0	2	2	0	0	0	0	1	2	1																	
*10	GRAHAM Treveon	17:51	5/7	71	5/5	100	0/2	0	4/5	80	4	3	7	1	0	2	0	2	6	14																	
*11	MCDERMOTT Douglas	24:01	3/6	50	3/5	60	0/1	0	2/2	100	2	2	4	1	0	0	0	2	2	8																	
12	JEFFERSON Cory	22:35	3/6	50	3/6	50	0/0	0	2/2	100	2	8	10	1	0	0	2	2	1	8																	
13	WHITE Aaron	15:59	0/3	0	0/0	0	0/3	0	0/0	0	2	1	3	2	2	0	1	1	1	0																	
*14	PAYNE Adreian	11:49	4/7	57	4/7	57	0/0	0	1/2	50	1	3	4	3	2	0	0	2	1	9																	
15	KIRK Alex	4:08	0/0	0	0/0	0	0/0	0	0/0	0	1	0	1	0	0	0	0	0	0	0																	
Team / Coach																																					
Totals		30/68		44		24/46		52		6/22		27		17/21		81		17		30		47		16		8		5		3		15		22		83	

Coach	MCKILLOP Robert	
Assistant Coach	MARTIN Frank	BEILEIN John

SWE - Sweden

No.	Name	MIN	Field Goals		2 Points		3 Points		Free Throws		Rebounds			AS	TO	ST	BS	PF	FD	PTS																	
			M/A	%	M/A	%	M/A	%	M/A	%	OR	DR	TOT																								
4	BARTON Charles	22:54	3/10	30	2/3	67	1/7	14	0/0	0	0	3	3	1	0	0	0	2	0	7																	
*5	JOSEPH Mike	29:15	2/3	67	1/1	100	1/2	50	2/2	100	2	2	4	5	0	0	0	4	3	7																	
*6	CZERAPOWICZ Chris	26:23	3/13	23	1/6	17	2/7	29	4/5	80	0	3	3	0	0	0	0	3	2	12																	
7	KARLSSON Andreas	16:37	1/4	25	1/2	50	0/2	0	0/0	0	2	1	3	1	1	0	0	0	0	2																	
8	SUNDSTROM Gustav	15:53	3/8	38	2/6	33	1/2	50	0/0	0	0	0	0	0	2	0	0	1	0	7																	
*10	LINDELL Odin	21:20	1/6	17	1/6	17	0/0	0	0/2	0	2	2	4	0	1	0	0	1	2	2																	
11	RONSTROM Johan	6:28	0/1	0	0/0	0	0/1	0	0/0	0	0	0	0	1	0	0	0	2	0	0																	
12	NORMAN Sebastian	17:24	4/7	57	4/7	57	0/0	0	0/0	0	1	0	1	0	0	0	0	1	1	8																	
13	HARTMAN Richard	6:26	1/1	100	1/1	100	0/0	0	0/0	0	0	1	1	0	1	0	0	1	2	2																	
*14	LINDQVIST Alexander	19:05	3/5	60	2/4	50	1/1	100	0/0	0	0	4	4	1	0	1	0	4	1	7																	
*15	HAMPTON Pierre	18:15	4/7	57	3/4	75	1/3	33	2/2	100	2	3	5	2	3	0	0	4	3	11																	
Team / Coach																																					
Totals		25/65		38		18/40		45		7/25		28		8/11		73		12		22		34		11		9		1		0		23		14		65	

Coach	BOSNIC Vedran	
Assistant Coach	BENGSSON Viktor	

	USA	SWE
Points from Turnovers	12	5
Points in the Paint	46	26
Second Chance Points	15	13
Fast Break Points	8	4

	USA	SWE
Biggest Lead	27	2
Biggest Scoring Run	11-0 (37-27)	9-0 (83-65)
Lead Changes	4	
Times Tied	3	

LEGEND			
%	Shooting Percentage	(C)	Captain
BS	Blocked Shots	DR	Defensive Rebounds
OR	Offensive Rebounds	OTx	Overtime
S	Suspended	ST	Steals
(I)	Injured	FD	Fouls Drawn
PF	Fouls	PTS	Points
TO	Turnovers	TOT	Total Rebounds
*	Starters	AS	Assists
M/A	Made / Attempts	MIN	Minutes Played
Qx	Quarter Time		



Game No: 32

Shot Chart
Схема бросков

USA 83 vs 65 SWE

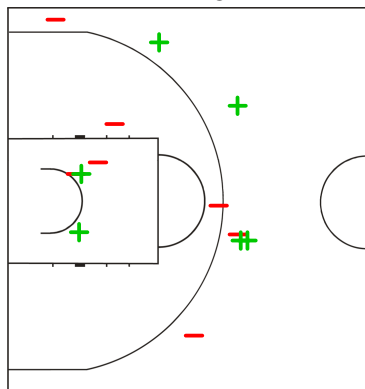
(18 - 17, 19 - 10, 27 - 17, 19 - 21)

Scoring by 5 min intervals:

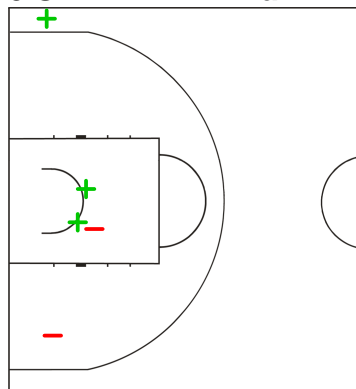
	Q1		Q2		Q3		Q4	
USA	9	18	26	37	49	64	74	83
SWE	4	17	24	27	33	44	54	65

USA - United States

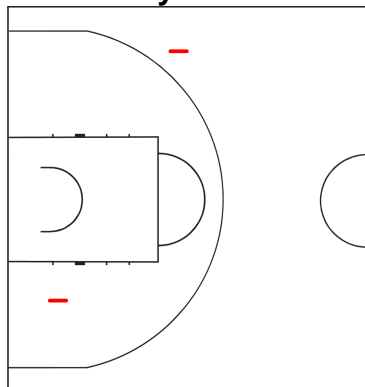
4 FERRELL Kevin



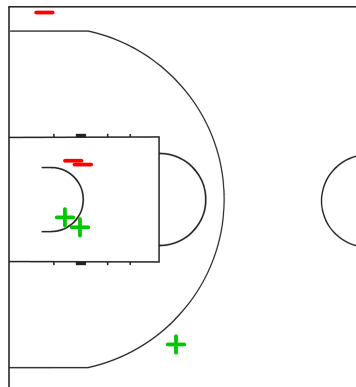
5 SHEEHEY William



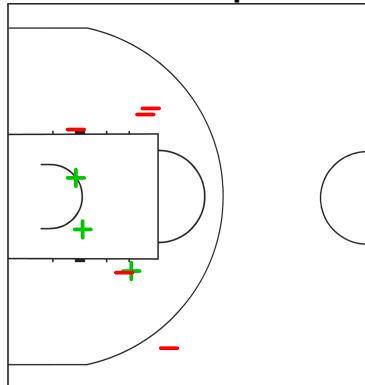
6 HAWS Tyler



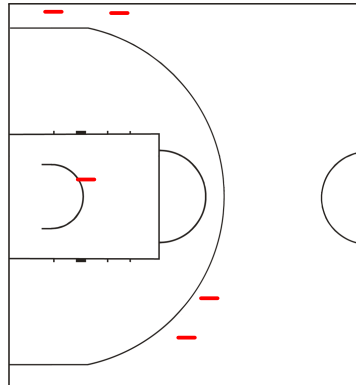
7 HANCOCK Luke



8 DINWIDDIE Spencer



9 KILPATRICK Sean



LEGEND

+ Shot Made

-

Shot Missed

Timing and Results provided by **TISSOT**



Game No: 32

Shot Chart
Схема бросков

USA 83 vs 65 SWE

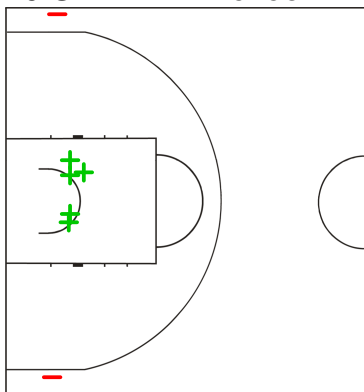
(18 - 17, 19 - 10, 27 - 17, 19 - 21)

Scoring by 5 min intervals:

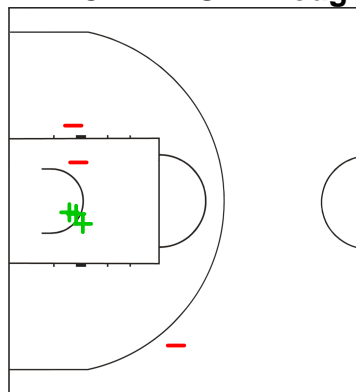
	Q1		Q2		Q3		Q4	
USA	9	18	26	37	49	64	74	83
SWE	4	17	24	27	33	44	54	65

USA - United States

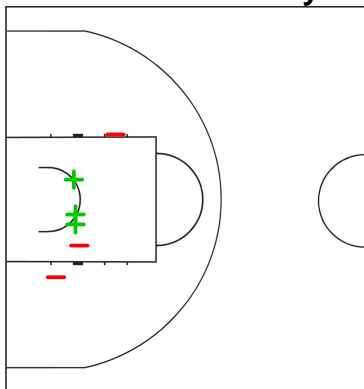
10 GRAHAM Treveon



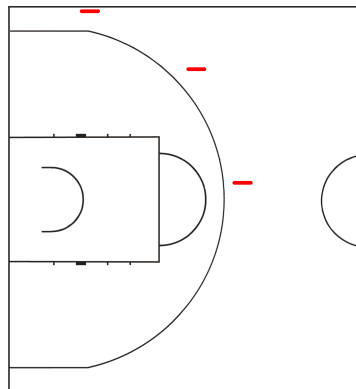
11 MCDERMOTT Douglas



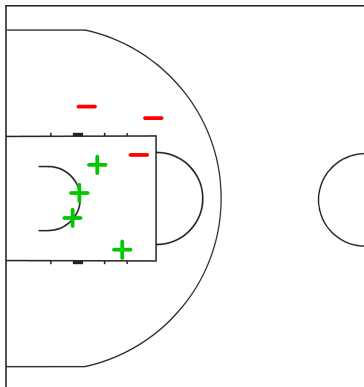
12 JEFFERSON Cory



13 WHITE Aaron



14 PAYNE Adreian



LEGEND

+ Shot Made

-

Shot Missed



Game No: 32

Shot Chart
Схема бросков

USA 83 vs 65 SWE

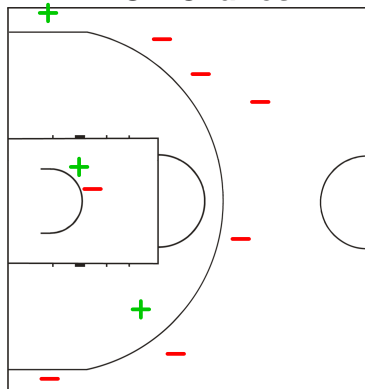
(18 - 17, 19 - 10, 27 - 17, 19 - 21)

Scoring by 5 min intervals:

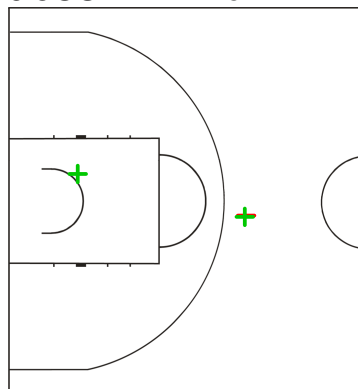
	Q1		Q2		Q3		Q4	
USA	9	18	26	37	49	64	74	83
SWE	4	17	24	27	33	44	54	65

SWE - Sweden

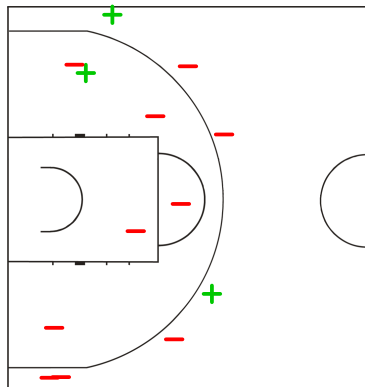
4 BARTON Charles



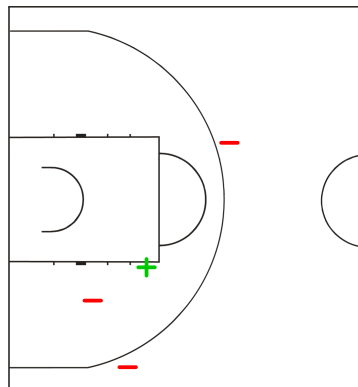
5 JOSEPH Mike



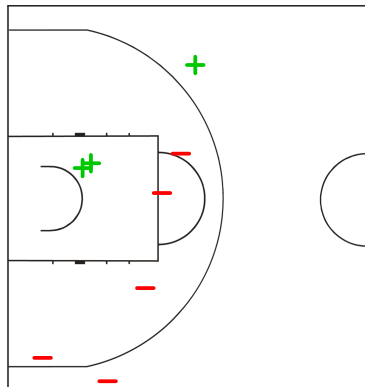
6 CZERAPOWICZ Chris



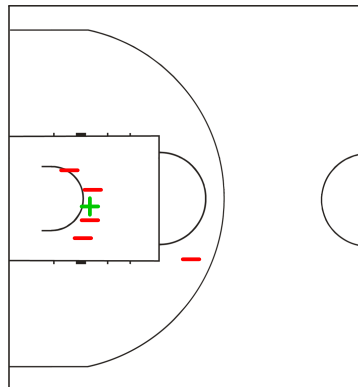
7 KARLSSON Andreas



8 SUNDSTROM Gustav



10 LINDELL Odin



LEGEND

+ Shot Made

-

Shot Missed

Timing and Results provided by TISSOT



Game No: 32

Shot Chart
Схема бросков

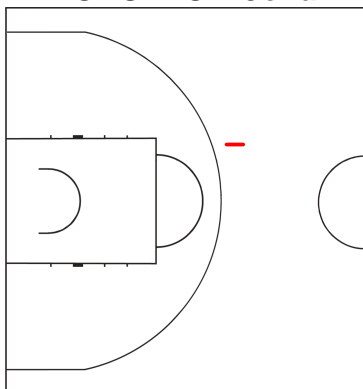
USA 83 vs 65 SWE
(18 - 17, 19 - 10, 27 - 17, 19 - 21)

Scoring by 5 min intervals:

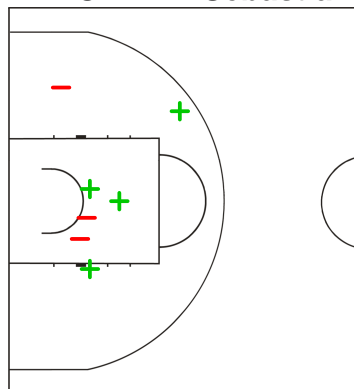
	Q1		Q2		Q3		Q4	
USA	9	18	26	37	49	64	74	83
SWE	4	17	24	27	33	44	54	65

SWE - Sweden

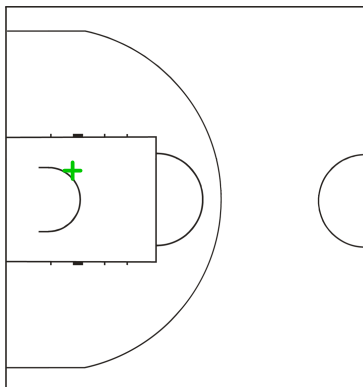
11 RONSTROM Johan



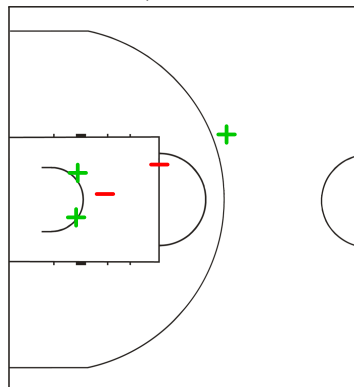
12 NORMAN Sebastian



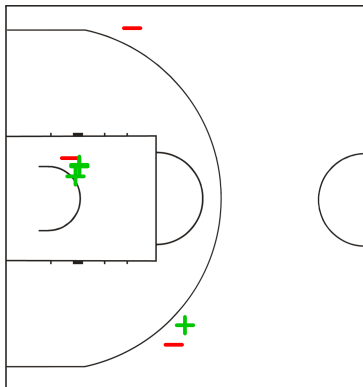
13 HARTMAN Richard



14 LINDQVIST Alexander



15 HAMPTON Pierre



LEGEND

+ Shot Made

-

Shot Missed

Timing and Results provided by TISSOT



Game No: 32

Lineup Analysis

Анализ

USA 83 vs 65 SWE

USA

Lineup efficiency

7 HANCOCK L	8 DINWIDDIE S	10 GRAHAM T	11 MCDERMOTT D	14 PAYNE A	5:11
7 HANCOCK L	8 DINWIDDIE S	10 GRAHAM T	11 MCDERMOTT D	12 JEFFERSON C	4:54
5 SHEEHEY W	8 DINWIDDIE S	10 GRAHAM T	11 MCDERMOTT D	12 JEFFERSON C	2:16
4 FERRELL K	6 HAWS T	9 KILPATRICK S	13 WHITE A	15 KIRK A	2:12
4 FERRELL K	5 SHEEHEY W	9 KILPATRICK S	12 JEFFERSON C	13 WHITE A	2:07
4 FERRELL K	8 DINWIDDIE S	9 KILPATRICK S	11 MCDERMOTT D	12 JEFFERSON C	2:04
4 FERRELL K	7 HANCOCK L	8 DINWIDDIE S	11 MCDERMOTT D	12 JEFFERSON C	1:58
4 FERRELL K	5 SHEEHEY W	9 KILPATRICK S	13 WHITE A	15 KIRK A	1:56
5 SHEEHEY W	7 HANCOCK L	8 DINWIDDIE S	11 MCDERMOTT D	12 JEFFERSON C	1:43
4 FERRELL K	9 KILPATRICK S	10 GRAHAM T	13 WHITE A	14 PAYNE A	1:42
5 SHEEHEY W	8 DINWIDDIE S	9 KILPATRICK S	11 MCDERMOTT D	12 JEFFERSON C	1:34
4 FERRELL K	6 HAWS T	9 KILPATRICK S	13 WHITE A	14 PAYNE A	1:33
5 SHEEHEY W	8 DINWIDDIE S	9 KILPATRICK S	12 JEFFERSON C	13 WHITE A	1:30
8 DINWIDDIE S	9 KILPATRICK S	10 GRAHAM T	12 JEFFERSON C	13 WHITE A	1:29
4 FERRELL K	5 SHEEHEY W	6 HAWS T	9 KILPATRICK S	13 WHITE A	1:28
8 DINWIDDIE S	9 KILPATRICK S	10 GRAHAM T	11 MCDERMOTT D	14 PAYNE A	1:16
5 SHEEHEY W	7 HANCOCK L	8 DINWIDDIE S	11 MCDERMOTT D	14 PAYNE A	1:06
4 FERRELL K	7 HANCOCK L	8 DINWIDDIE S	12 JEFFERSON C	13 WHITE A	1:01
4 FERRELL K	5 SHEEHEY W	6 HAWS T	13 WHITE A	14 PAYNE A	1:01
4 FERRELL K	5 SHEEHEY W	6 HAWS T	11 MCDERMOTT D	12 JEFFERSON C	0:56
4 FERRELL K	7 HANCOCK L	10 GRAHAM T	11 MCDERMOTT D	12 JEFFERSON C	0:52
8 DINWIDDIE S	9 KILPATRICK S	10 GRAHAM T	11 MCDERMOTT D	12 JEFFERSON C	0:11

Score development

5 SHEEHEY W	8 DINWIDDIE S	10 GRAHAM T	11 MCDERMOTT D	12 JEFFERSON C	2:16	+8
7 HANCOCK L	8 DINWIDDIE S	10 GRAHAM T	11 MCDERMOTT D	14 PAYNE A	5:11	+8
4 FERRELL K	7 HANCOCK L	8 DINWIDDIE S	11 MCDERMOTT D	12 JEFFERSON C	1:58	+6
4 FERRELL K	7 HANCOCK L	8 DINWIDDIE S	12 JEFFERSON C	13 WHITE A	1:01	+4
4 FERRELL K	5 SHEEHEY W	6 HAWS T	9 KILPATRICK S	13 WHITE A	1:28	+4
7 HANCOCK L	8 DINWIDDIE S	10 GRAHAM T	11 MCDERMOTT D	12 JEFFERSON C	4:54	+4
8 DINWIDDIE S	9 KILPATRICK S	10 GRAHAM T	12 JEFFERSON C	13 WHITE A	1:29	+3
4 FERRELL K	5 SHEEHEY W	6 HAWS T	13 WHITE A	14 PAYNE A	1:01	+2
5 SHEEHEY W	8 DINWIDDIE S	9 KILPATRICK S	12 JEFFERSON C	13 WHITE A	1:30	+2
5 SHEEHEY W	8 DINWIDDIE S	9 KILPATRICK S	11 MCDERMOTT D	12 JEFFERSON C	1:34	+2
4 FERRELL K	7 HANCOCK L	10 GRAHAM T	11 MCDERMOTT D	12 JEFFERSON C	0:52	-1
4 FERRELL K	5 SHEEHEY W	6 HAWS T	11 MCDERMOTT D	12 JEFFERSON C	0:56	0
4 FERRELL K	6 HAWS T	9 KILPATRICK S	13 WHITE A	14 PAYNE A	1:33	-1
5 SHEEHEY W	7 HANCOCK L	8 DINWIDDIE S	11 MCDERMOTT D	12 JEFFERSON C	1:43	-1
4 FERRELL K	5 SHEEHEY W	9 KILPATRICK S	13 WHITE A	15 KIRK A	1:56	-1
4 FERRELL K	8 DINWIDDIE S	9 KILPATRICK S	11 MCDERMOTT D	12 JEFFERSON C	2:04	0
4 FERRELL K	5 SHEEHEY W	9 KILPATRICK S	12 JEFFERSON C	13 WHITE A	2:07	0
8 DINWIDDIE S	9 KILPATRICK S	10 GRAHAM T	11 MCDERMOTT D	12 JEFFERSON C	0:11	-2
8 DINWIDDIE S	9 KILPATRICK S	10 GRAHAM T	11 MCDERMOTT D	14 PAYNE A	1:16	-2
5 SHEEHEY W	7 HANCOCK L	8 DINWIDDIE S	11 MCDERMOTT D	14 PAYNE A	1:06	-3
4 FERRELL K	9 KILPATRICK S	10 GRAHAM T	13 WHITE A	14 PAYNE A	1:42	-4
4 FERRELL K	6 HAWS T	9 KILPATRICK S	13 WHITE A	15 KIRK A	2:12	-10



Game No: 32

Lineup Analysis

Анализ

SWE

Lineup efficiency


5	JOSEPH M	7	KARLSSON A	8	SUNDSTROM G	10	LINDELL O	13	HARTMAN R	5:37
4	BARTON C	5	JOSEPH M	6	CZERAPOWICZ C	12	NORMAN S	15	HAMPTON P	5:24
5	JOSEPH M	6	CZERAPOWICZ C	10	LINDELL O	14	LINDQVIST A	15	HAMPTON P	4:23
4	BARTON C	6	CZERAPOWICZ C	12	NORMAN S	14	LINDQVIST A	15	HAMPTON P	3:30
5	JOSEPH M	6	CZERAPOWICZ C	7	KARLSSON A	10	LINDELL O	11	RONSTROM J	2:49
4	BARTON C	7	KARLSSON A	8	SUNDSTROM G	12	NORMAN S	14	LINDQVIST A	2:18
4	BARTON C	5	JOSEPH M	8	SUNDSTROM G	12	NORMAN S	15	HAMPTON P	1:56
5	JOSEPH M	7	KARLSSON A	8	SUNDSTROM G	10	LINDELL O	14	LINDQVIST A	1:50
4	BARTON C	5	JOSEPH M	6	CZERAPOWICZ C	10	LINDELL O	11	RONSTROM J	1:34
4	BARTON C	5	JOSEPH M	6	CZERAPOWICZ C	10	LINDELL O	14	LINDQVIST A	1:25
4	BARTON C	6	CZERAPOWICZ C	11	RONSTROM J	14	LINDQVIST A	15	HAMPTON P	1:16
4	BARTON C	7	KARLSSON A	8	SUNDSTROM G	10	LINDELL O	14	LINDQVIST A	1:00
4	BARTON C	7	KARLSSON A	8	SUNDSTROM G	12	NORMAN S	15	HAMPTON P	0:56
5	JOSEPH M	6	CZERAPOWICZ C	8	SUNDSTROM G	12	NORMAN S	14	LINDQVIST A	0:54
4	BARTON C	6	CZERAPOWICZ C	8	SUNDSTROM G	10	LINDELL O	14	LINDQVIST A	0:52
4	BARTON C	5	JOSEPH M	6	CZERAPOWICZ C	10	LINDELL O	15	HAMPTON P	0:50
5	JOSEPH M	6	CZERAPOWICZ C	7	KARLSSON A	11	RONSTROM J	12	NORMAN S	0:49
4	BARTON C	5	JOSEPH M	6	CZERAPOWICZ C	10	LINDELL O	13	HARTMAN R	0:49
5	JOSEPH M	6	CZERAPOWICZ C	7	KARLSSON A	12	NORMAN S	14	LINDQVIST A	0:44
4	BARTON C	6	CZERAPOWICZ C	7	KARLSSON A	12	NORMAN S	14	LINDQVIST A	0:34
4	BARTON C	6	CZERAPOWICZ C	8	SUNDSTROM G	12	NORMAN S	14	LINDQVIST A	0:19
4	BARTON C	5	JOSEPH M	6	CZERAPOWICZ C	8	SUNDSTROM G	10	LINDELL O	0:11

Score development

4	BARTON C	7	KARLSSON A	8	SUNDSTROM G	12	NORMAN S	15	HAMPTON P	0:56	+5
4	BARTON C	6	CZERAPOWICZ C	11	RONSTROM J	14	LINDQVIST A	15	HAMPTON P	1:16	+5
5	JOSEPH M	6	CZERAPOWICZ C	7	KARLSSON A	10	LINDELL O	11	RONSTROM J	2:49	+4
5	JOSEPH M	7	KARLSSON A	8	SUNDSTROM G	10	LINDELL O	13	HARTMAN R	5:37	+4
4	BARTON C	6	CZERAPOWICZ C	8	SUNDSTROM G	10	LINDELL O	14	LINDQVIST A	0:52	+1
4	BARTON C	6	CZERAPOWICZ C	7	KARLSSON A	12	NORMAN S	14	LINDQVIST A	0:34	0
5	JOSEPH M	6	CZERAPOWICZ C	7	KARLSSON A	11	RONSTROM J	12	NORMAN S	0:49	0
5	JOSEPH M	6	CZERAPOWICZ C	8	SUNDSTROM G	12	NORMAN S	14	LINDQVIST A	0:54	0
4	BARTON C	5	JOSEPH M	6	CZERAPOWICZ C	10	LINDELL O	14	LINDQVIST A	1:25	0
4	BARTON C	5	JOSEPH M	8	SUNDSTROM G	12	NORMAN S	15	HAMPTON P	1:56	-1
4	BARTON C	6	CZERAPOWICZ C	12	NORMAN S	14	LINDQVIST A	15	HAMPTON P	3:30	-1
4	BARTON C	5	JOSEPH M	6	CZERAPOWICZ C	8	SUNDSTROM G	10	LINDELL O	0:11	-2
4	BARTON C	6	CZERAPOWICZ C	8	SUNDSTROM G	12	NORMAN S	14	LINDQVIST A	0:19	-2
5	JOSEPH M	6	CZERAPOWICZ C	7	KARLSSON A	12	NORMAN S	14	LINDQVIST A	0:44	-2
4	BARTON C	5	JOSEPH M	6	CZERAPOWICZ C	10	LINDELL O	15	HAMPTON P	0:50	-2
4	BARTON C	7	KARLSSON A	8	SUNDSTROM G	10	LINDELL O	14	LINDQVIST A	1:00	-2
4	BARTON C	5	JOSEPH M	6	CZERAPOWICZ C	10	LINDELL O	11	RONSTROM J	1:34	-2
4	BARTON C	5	JOSEPH M	6	CZERAPOWICZ C	10	LINDELL O	13	HARTMAN R	0:49	-3
4	BARTON C	7	KARLSSON A	8	SUNDSTROM G	12	NORMAN S	14	LINDQVIST A	2:18	-4
4	BARTON C	5	JOSEPH M	6	CZERAPOWICZ C	12	NORMAN S	15	HAMPTON P	5:24	-4
5	JOSEPH M	6	CZERAPOWICZ C	10	LINDELL O	14	LINDQVIST A	15	HAMPTON P	4:23	-5
5	JOSEPH M	7	KARLSSON A	8	SUNDSTROM G	10	LINDELL O	14	LINDQVIST A	1:50	-7

LEGEND

+ Shot Made - Shot Missed

Timing and Results provided by  TISSOT



Game No: 45

Start List

Стартовый список

UAE vs SWE

Referee: BELIAKOV Sergei (RUS)

Umpire: SAREKOSKI Yrjo Johannes (FIN) / WANG Zebo (CHN)

UAE - United Arab Emirates

No.	Name	Pos	Height m / ft in	Age	Current Games Statistics						
					PPG	FG%	3FG%	FT%	RPG	APG	MPG (GP)
4	KHALIFA AHMAD Mubarak	F	1.84/6'0"	18	4.3	26		50	2.7	1.3	19:42 (3)
5	AL BRAIKI Mohamed	F	1.92/6'4"	21	7.3	37	50	33	2.7	0.7	25:36 (3)
6	ZUWAYED KHALIFA Saleh	G	1.75/5'9"	23	13.0	31	0	50	2.3	1.0	32:01 (3)
7	ALFARSI ALJNEIBI Mohamed	C	2.00/6'7"	22	0.0	0			0.0	0.3	4:25 (3)
8	ZAAL ALWALI Khamis	G	1.79/5'10"	19	1.5	50		50	1.0	0.0	6:40 (2)
9	ABDULELAH A MOHD Ahmed	F	1.96/6'5"	18	0.0				0.0	0.0	0:00 (0)
10	OMAR ALAMERI Omer	F	1.96/6'5"	21	11.7	34	25	100	3.0	0.3	33:52 (3)
11	ALSHAIBA AL-ALI Mohamed	G	1.70/5'7"	22	1.0			50	0.0	0.0	3:29 (1)
12	OBAID GHABISH Hamad	G	1.82/6'0"	24	1.7	14	100	50	0.7	0.0	13:33 (3)
13	KHALIFA AHMAD Khalid	F	1.95/6'5"	21	4.0	19	0	50	4.3	0.7	31:52 (3)
14	AHMED AL-ALI Rashid	F	1.95/6'5"	23	3.0	29		50	4.3	0.3	27:55 (3)
15	AHMAD AL SHABEBI Qais	C	1.98/6'6"	21	4.0	14	0	100	1.0	0.0	16:13 (1)
Team			1.89/6'2"	21.1	47.7	29	25	51	23.0	4.7	
Coach		KALIFAN AHMAD Khalifa Abdulla									
Assistant Coach		BARAKAT Issam									

UAE Played		
PR	USA	46 - 140
PR	CAN	43 - 137
PR	CZE	54 - 100
PR	SWE	11 JUL
PR	AUS	12 JUL


SWE - Sweden

No.	Name	Pos	Height m / ft in	Age	Current Games Statistics						
					PPG	FG%	3FG%	FT%	RPG	APG	MPG (GP)
4	BARTON Charles	G	1.91/6'3"	21	7.3	30	24	100	2.7	1.3	24:13 (3)
5	JOSEPH Mike	G	1.84/6'0"	22	5.7	50	75	100	2.0	4.3	24:28 (3)
6	CZERAPOWICZ Chris	G	2.00/6'7"	21	13.7	38	38	88	4.3	1.3	28:32 (3)
7	KARLSSON Andreas	G	2.00/6'7"	24	4.3	38	50	50	2.7	0.7	16:23 (3)
8	SUNDSTROM Gustav	G	1.99/6'6"	22	4.0	31	25	50	0.3	0.0	15:17 (3)
10	LINDELL Odin	F	2.05/6'9"	23	5.3	33		40	4.7	0.0	24:26 (3)
11	RONSTROM Johan	F	2.02/6'8"	23	0.7	25	0		0.3	0.3	5:49 (3)
12	NORMAN Sebastian	C	2.07/6'9"	20	4.0	50		50	1.7	0.3	13:39 (3)
13	HARTMAN Richard	F	2.01/6'7"	24	2.0	100			1.0	0.0	6:26 (1)
14	LINDQVIST Alexander	F	2.05/6'9"	22	9.0	38	33	75	5.3	0.7	22:01 (3)
15	HAMPTON Pierre	F	2.01/6'7"	22	7.7	39	18	75	4.3	1.7	22:58 (3)
Team			2.00/6'7"	22.2	62.3	37	31	64	32.7	10.7	
Coach		BOSNIC Vedran									
Assistant Coach		BENGTSSON Viktor									

SWE Played		
PR	CAN	69 - 84
PR	AUS	53 - 70
PR	USA	65 - 83
PR	UAE	11 JUL
PR	CZE	12 JUL

LEGEND

(1)	Point Guard	(2)	Shooting Guard	(3)	Small Forward	(4)	Power Forward	(5)	Centre
(C)	Captain	3FG%	3 Points Field Goals %	APG	Assists per Game	C	Centre	F	Forward
FG%	Field Goals %	FT%	Free Throws %	G	Guard	GP	Games Played	MPG	Minutes Played per Game
Pos	Playing Position	PPG	Points per Game	PR	Preliminary Round	RPG	Rebounds per Game		

Timing and Results provided by  TISSOT



Game No: 45

Results
Результаты

Attendance: 280

Match Duration: 1:44

UAE 69 vs 79 SWE
(13:20, 16:16, 18:22, 22:21)

Referee: BELIAKOV Sergei (RUS)

Commissioner:

Umpire: SAREKOSKI Yrjo Johannes (FIN) / WANG Zebo (CHN)

Scoring by 5 min intervals:	UAE	Q1		Q2		Q3		Q4	
		7	13	23	29	35	47	57	69
	SWE	12	20	24	36	51	58	66	79

UAE - United Arab Emirates

No.	Name	MIN	Field Goals		2 Points		3 Points		Free Throws		Rebounds			AS	TO	ST	BS	PF	FD	PTS	
			M/A	%	M/A	%	M/A	%	M/A	%	OR	DR	TOT								
4	KHALIFA AHMAD Mubarak	0:00	0/0	0	0/0	0	0/0	0	0/0	0	0	0	0	0	0	0	0	0	0	0	
*5	AL BRAIKI Mohamed	32:40	4/9	44	4/9	44	0/0	0	9/12	75	1	4	5	2	2	0	1	3	7	17	
*6	ZUWAYED KHALIFA Saleh	25:18	7/12	58	7/11	64	0/1	0	1/2	50	0	4	4	1	3	0	0	1	7	15	
7	ALFARSI ALJNEIBI Mohamed	21:50	1/3	33	1/3	33	0/0	0	0/2	0	0	4	4	0	1	0	1	5	1	2	
8	ZAAL ALWALI Khamis	11:12	1/2	50	1/2	50	0/0	0	0/0	0	1	0	1	0	1	1	0	1	0	2	
9	ABDULELAH A MOHD Ahmed	4:25	0/0	0	0/0	0	0/0	0	0/0	0	0	0	0	0	0	0	0	3	0	0	
*10	OMAR ALAMERI Omer	40:00	9/20	45	4/6	67	5/14	36	2/2	100	1	4	5	2	3	1	0	2	4	25	
11	ALSHAIBA AL-ALI Mohamed	2:23	0/1	0	0/0	0	0/1	0	0/0	0	0	0	0	0	0	0	0	0	0	0	
12	OBAID GHABISH Hamad	21:47	1/3	33	1/2	50	0/1	0	2/2	100	1	2	3	0	2	1	0	0	1	4	
*13	KHALIFA AHMAD Khalid	19:58	1/2	50	1/2	50	0/0	0	0/0	0	0	5	5	1	0	0	0	5	1	2	
*14	AHMED AL-ALI Rashid	20:27	1/2	50	1/2	50	0/0	0	0/0	0	0	3	3	0	1	0	0	5	1	2	
15	AHMAD AL SHABEBI Qais	0:00	0/0	0	0/0	0	0/0	0	0/0	0	0	0	0	0	0	0	0	0	0	0	
Team / Coach											2	1	3								
Totals			25/54	46	20/37	54	5/17	29	14/20	70	6	27	33	6	13	3	2	25	22	69	
Coach		KALIFAN AHMAD Khalifa Abdulla																			
Assistant Coach		BARAKAT Issam																			

SWE - Sweden

No.	Name	MIN	Field Goals		2 Points		3 Points		Free Throws		Rebounds			AS	TO	ST	BS	PF	FD	PTS	
			M/A	%	M/A	%	M/A	%	M/A	%	OR	DR	TOT								
*4	BARTON Charles	26:06	0/4	0	0/1	0	0/3	0	0/0	0	0	1	1	4	0	0	0	4	0	0	
*5	JOSEPH Mike	31:05	2/7	29	2/5	40	0/2	0	3/4	75	1	2	3	3	0	1	0	3	5	7	
6	CZERAPOWICZ Chris	24:56	6/20	30	3/9	33	3/11	27	2/4	50	0	9	9	3	0	1	0	0	1	17	
7	KARLSSON Andreas	8:25	1/2	50	1/2	50	0/0	0	0/0	0	1	0	1	0	1	1	0	2	0	2	
*8	SUNDSTROM Gustav	19:17	2/5	40	2/3	67	0/2	0	2/3	67	1	1	2	1	2	1	0	2	2	6	
*10	LINDELL Odin	17:43	5/6	83	5/6	83	0/0	0	0/0	0	2	1	3	1	2	0	0	3	1	10	
11	RONSTROM Johan	0:00	0/0	0	0/0	0	0/0	0	0/0	0	0	0	0	0	0	0	0	0	0	0	
12	NORMAN Sebastian	8:35	0/2	0	0/2	0	0/0	0	0/0	0	0	1	1	0	0	0	0	0	1	0	
13	HARTMAN Richard	21:48	5/9	56	5/9	56	0/0	0	1/6	17	4	2	6	1	0	1	1	2	4	11	
*14	LINDQVIST Alexander	30:10	6/12	50	5/11	45	1/1	100	11/14	79	6	3	9	2	2	0	0	4	8	24	
15	HAMPTON Pierre	11:55	0/4	0	0/1	0	0/3	0	2/2	100	2	0	2	1	0	0	0	2	1	2	
Team / Coach											3	2	5								
Totals			27/71	38	23/49	47	4/22	18	21/33	64	20	22	42	16	7	5	1	22	23	79	
Coach		BOSNIC Vedran																			
Assistant Coach		BENGSSON Viktor																			

	UAE	SWE
Points from Turnovers	0	10
Points in the Paint	32	38
Second Chance Points	2	10
Fast Break Points	14	0

	UAE	SWE
Biggest Lead	0	18
Biggest Scoring Run	10-0 (20-20)	7-0 (29-42)
Lead Changes		0
Times Tied		2

LEGEND			
%	Shooting Percentage	(C)	Captain
BS	Blocked Shots	DR	Defensive Rebounds
OR	Offensive Rebounds	OTx	Overtime
S	Suspended	ST	Steals
(I)	Injured	FD	Fouls Drawn
*	Starters	PF	Fouls
M/A	Made / Attempts	TO	Turnovers
PTS	Points	AS	Assists
TOT	Total Rebounds	MIN	Minutes Played
		Qx	Quarter Time

Timing and Results provided by TISSOT



Game No: 45

Shot Chart
Схема бросков

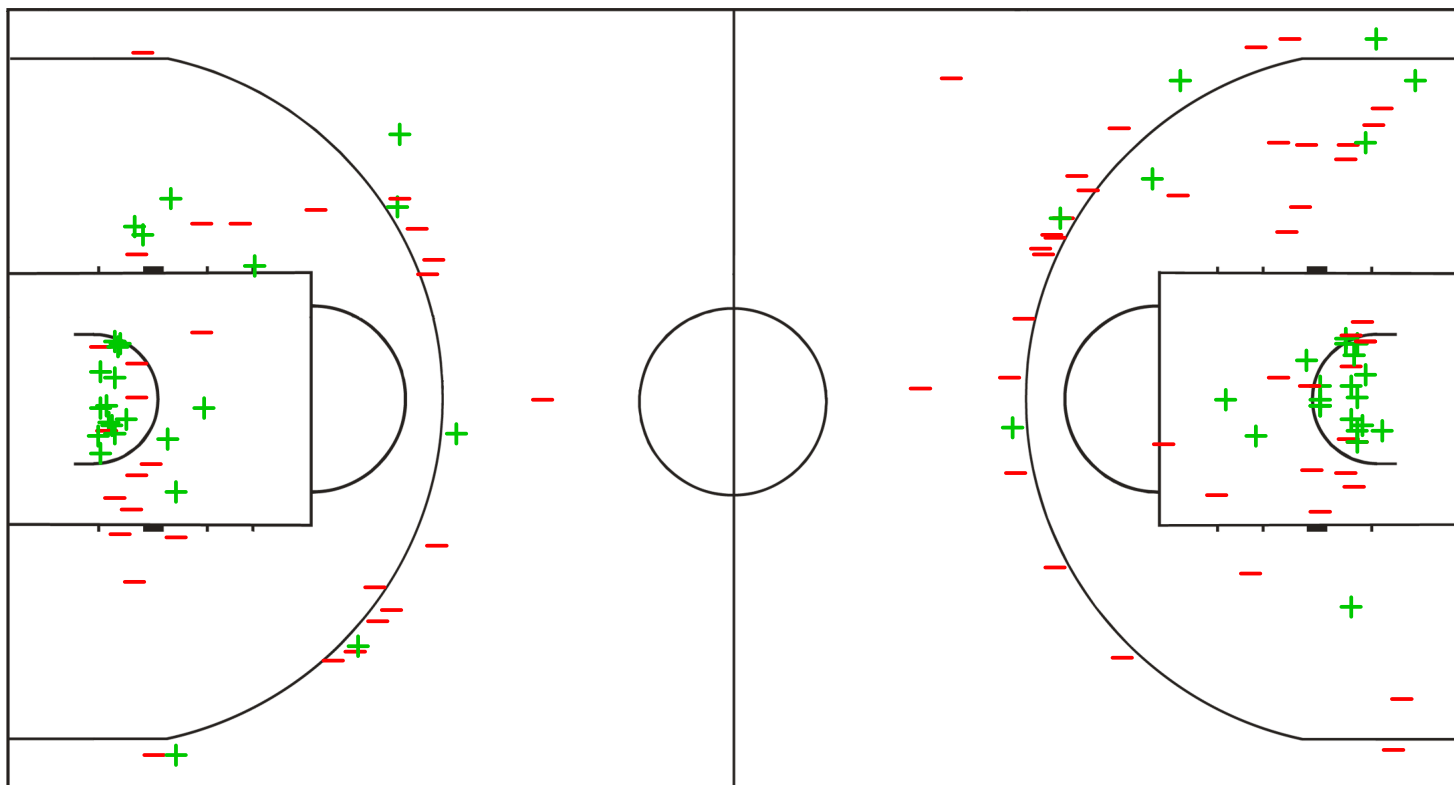
UAE 69 vs 79 SWE
(13 - 20, 16 - 16, 18 - 22, 22 - 21)

Scoring by 5 min intervals:

	Q1		Q2		Q3		Q4	
UAE	7	13	23	29	35	47	57	69
SWE	12	20	24	36	51	58	66	79

UAE - United Arab Emirates

SWE - Sweden



LEGEND

+ Shot Made

- Shot Missed

Timing and Results provided by **TISSOT**



Game No: 45

Shot Chart
Схема бросков

UAE 69 vs 79 SWE

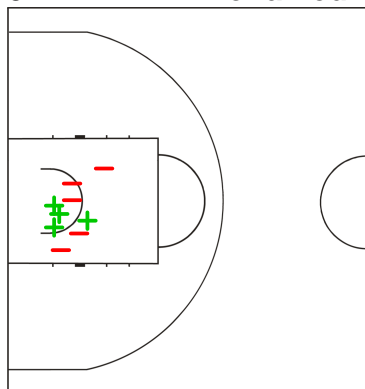
(13 - 20, 16 - 16, 18 - 22, 22 - 21)

Scoring by 5 min intervals:

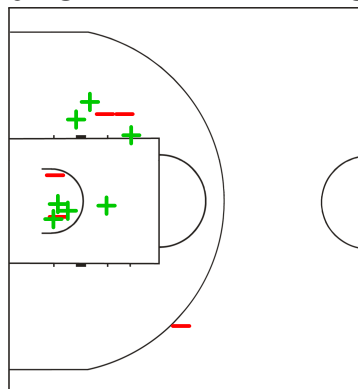
	Q1		Q2		Q3		Q4	
UAE	7	13	23	29	35	47	57	69
SWE	12	20	24	36	51	58	66	79

UAE - United Arab Emirates

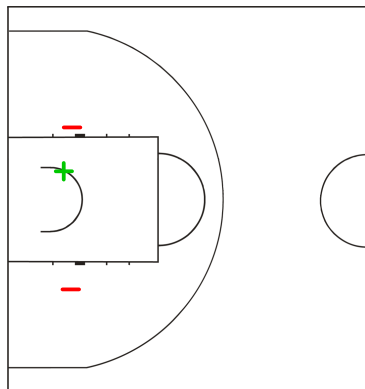
5 AL BRAIKI Mohamed



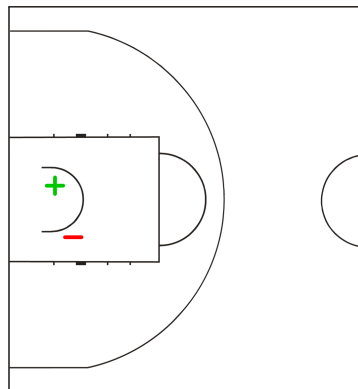
6 ZUWAYED KHALIFA Saleh



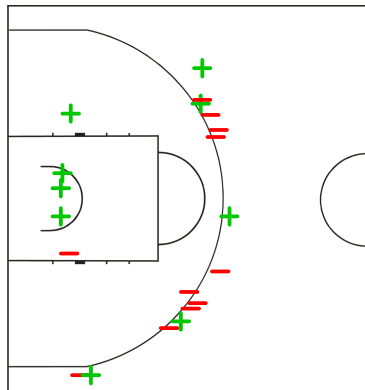
7 ALFARSI ALJNEIBI Mohamed



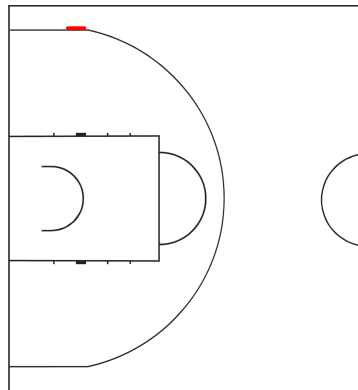
8 ZAAL ALWALI Khamis



10 OMAR ALAMERI Omer



11 ALSHAIBA AL-ALI Mohamed



LEGEND

+ Shot Made

- Shot Missed

Timing and Results provided by **TISSOT**



Game No: 45

Shot Chart
Схема бросков

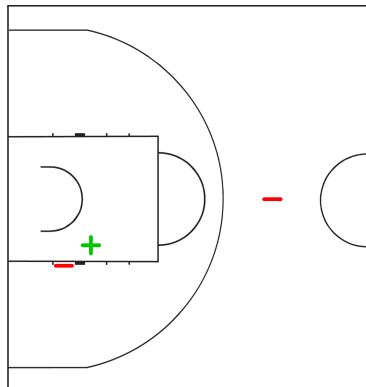
UAE 69 vs 79 SWE
(13 - 20, 16 - 16, 18 - 22, 22 - 21)

Scoring by 5 min intervals:

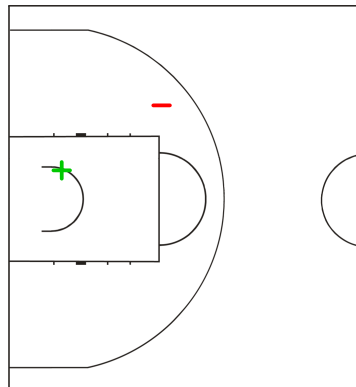
	Q1		Q2		Q3		Q4	
UAE	7	13	23	29	35	47	57	69
SWE	12	20	24	36	51	58	66	79

UAE - United Arab Emirates

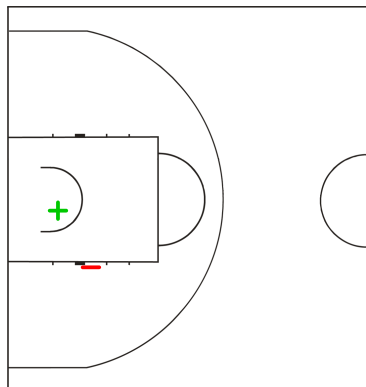
12 OBAID GHABISH Hamad



13 KHALIFA AHMAD Khalid



14 AHMED AL-ALI Rashid



LEGEND

+ Shot Made

- Shot Missed

Timing and Results provided by **TISSOT**



Game No: 45

Shot Chart
Схема бросков

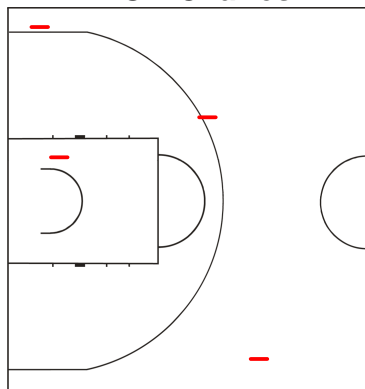
UAE 69 vs 79 SWE
(13 - 20, 16 - 16, 18 - 22, 22 - 21)

Scoring by 5 min intervals:

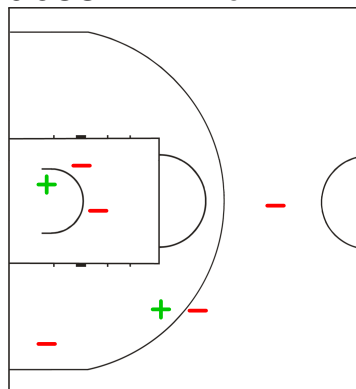
	Q1		Q2		Q3		Q4	
UAE	7	13	23	29	35	47	57	69
SWE	12	20	24	36	51	58	66	79

SWE - Sweden

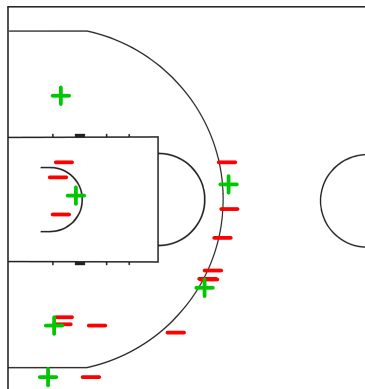
4 BARTON Charles



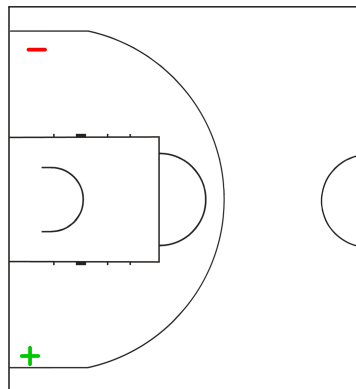
5 JOSEPH Mike



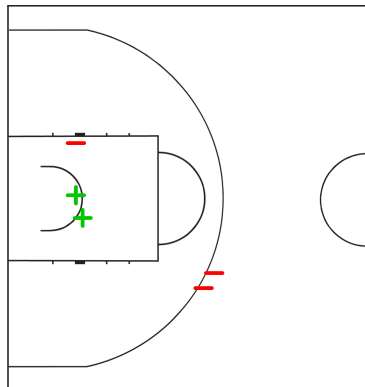
6 CZERAPOWICZ Chris



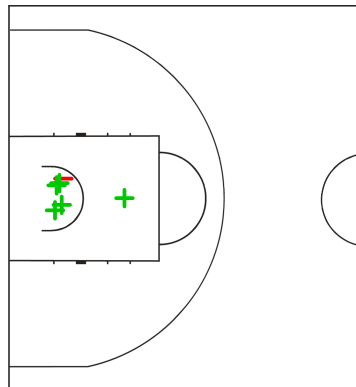
7 KARLSSON Andreas



8 SUNDSTROM Gustav



10 LINDELL Odin



LEGEND

+ Shot Made

- Shot Missed

Timing and Results provided by **TISSOT**



Game No: 45

Shot Chart
Схема бросков

UAE 69 vs 79 SWE

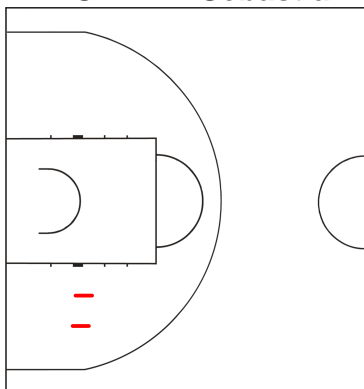
(13 - 20, 16 - 16, 18 - 22, 22 - 21)

Scoring by 5 min intervals:

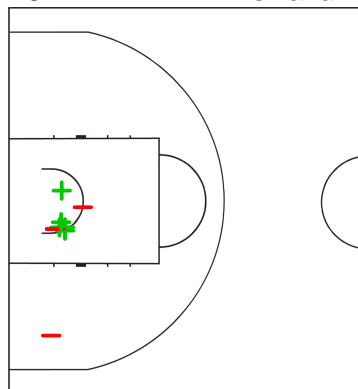
	Q1		Q2		Q3		Q4	
UAE	7	13	23	29	35	47	57	69
SWE	12	20	24	36	51	58	66	79

SWE - Sweden

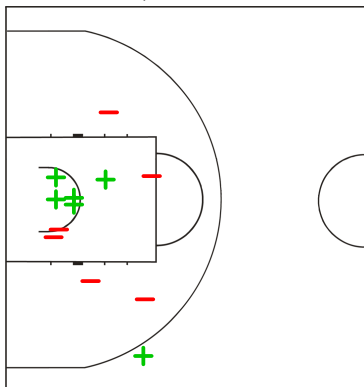
12 NORMAN Sebastian



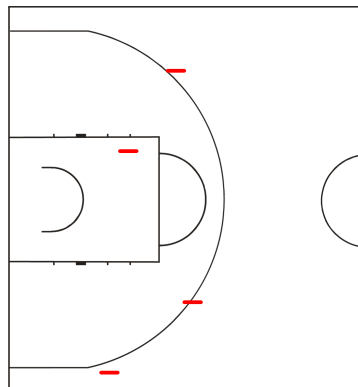
13 HARTMAN Richard



14 LINDQVIST Alexander



15 HAMPTON Pierre



LEGEND

+ Shot Made

- Shot Missed

Timing and Results provided by **TISSOT**



Game No: 45

Lineup Analysis

Анализ

UAE 69 vs 79 SWE

UAE

Lineup efficiency

5	AL BRAIKI M	6	ZUWAYED KHALIFA S	7	ALFARSI ALJNEIBI M	10	OMAR ALAMERI O	14	AHMED AL-ALI R	8:34
6	ZUWAYED KHALIFA S	10	OMAR ALAMERI O	12	OBAID GHABISH H	13	KHALIFA AHMAD K	14	AHMED AL-ALI R	7:20
5	AL BRAIKI M	6	ZUWAYED KHALIFA S	10	OMAR ALAMERI O	13	KHALIFA AHMAD K	14	AHMED AL-ALI R	4:33
5	AL BRAIKI M	7	ALFARSI ALJNEIBI M	8	ZAAL ALWALI K	10	OMAR ALAMERI O	12	OBAID GHABISH H	4:04
5	AL BRAIKI M	8	ZAAL ALWALI K	9	ABDULELAH A MOHD A	10	OMAR ALAMERI O	12	OBAID GHABISH H	3:54
5	AL BRAIKI M	6	ZUWAYED KHALIFA S	7	ALFARSI ALJNEIBI M	10	OMAR ALAMERI O	13	KHALIFA AHMAD K	3:44
5	AL BRAIKI M	7	ALFARSI ALJNEIBI M	10	OMAR ALAMERI O	12	OBAID GHABISH H	13	KHALIFA AHMAD K	2:59
5	AL BRAIKI M	8	ZAAL ALWALI K	10	OMAR ALAMERI O	11	ALSHAIBA AL-ALI M	12	OBAID GHABISH H	1:52
5	AL BRAIKI M	7	ALFARSI ALJNEIBI M	8	ZAAL ALWALI K	10	OMAR ALAMERI O	13	KHALIFA AHMAD K	1:22
5	AL BRAIKI M	6	ZUWAYED KHALIFA S	7	ALFARSI ALJNEIBI M	10	OMAR ALAMERI O	12	OBAID GHABISH H	1:07
5	AL BRAIKI M	9	ABDULELAH A MOHD A	10	OMAR ALAMERI O	11	ALSHAIBA AL-ALI M	12	OBAID GHABISH H	0:31

Score development

5	AL BRAIKI M	7	ALFARSI ALJNEIBI M	10	OMAR ALAMERI O	12	OBAID GHABISH H	13	KHALIFA AHMAD K	2:59	+5
5	AL BRAIKI M	7	ALFARSI ALJNEIBI M	8	ZAAL ALWALI K	10	OMAR ALAMERI O	12	OBAID GHABISH H	4:04	+4
5	AL BRAIKI M	7	ALFARSI ALJNEIBI M	8	ZAAL ALWALI K	10	OMAR ALAMERI O	13	KHALIFA AHMAD K	1:22	+1
5	AL BRAIKI M	9	ABDULELAH A MOHD A	10	OMAR ALAMERI O	11	ALSHAIBA AL-ALI M	12	OBAID GHABISH H	0:31	0
5	AL BRAIKI M	6	ZUWAYED KHALIFA S	7	ALFARSI ALJNEIBI M	10	OMAR ALAMERI O	12	OBAID GHABISH H	1:07	-1
5	AL BRAIKI M	8	ZAAL ALWALI K	10	OMAR ALAMERI O	11	ALSHAIBA AL-ALI M	12	OBAID GHABISH H	1:52	0
5	AL BRAIKI M	6	ZUWAYED KHALIFA S	7	ALFARSI ALJNEIBI M	10	OMAR ALAMERI O	14	AHMED AL-ALI R	8:34	0
5	AL BRAIKI M	6	ZUWAYED KHALIFA S	7	ALFARSI ALJNEIBI M	10	OMAR ALAMERI O	13	KHALIFA AHMAD K	3:44	-4
5	AL BRAIKI M	8	ZAAL ALWALI K	9	ABDULELAH A MOHD A	10	OMAR ALAMERI O	12	OBAID GHABISH H	3:54	-4
5	AL BRAIKI M	6	ZUWAYED KHALIFA S	10	OMAR ALAMERI O	13	KHALIFA AHMAD K	14	AHMED AL-ALI R	4:33	-5
6	ZUWAYED KHALIFA S	10	OMAR ALAMERI O	12	OBAID GHABISH H	13	KHALIFA AHMAD K	14	AHMED AL-ALI R	7:20	-6



Game No: 45

Lineup Analysis

Анализ

SWE

Lineup efficiency


4	BARTON C	5	JOSEPH M	6	CZERAPOWICZ C	13	HARTMAN R	14	LINDQVIST A	8:44
4	BARTON C	5	JOSEPH M	8	SUNDSTROM G	10	LINDELL O	14	LINDQVIST A	5:04
4	BARTON C	5	JOSEPH M	6	CZERAPOWICZ C	10	LINDELL O	14	LINDQVIST A	4:23
5	JOSEPH M	6	CZERAPOWICZ C	8	SUNDSTROM G	10	LINDELL O	14	LINDQVIST A	4:08
4	BARTON C	7	KARLSSON A	12	NORMAN S	13	HARTMAN R	15	HAMPTON P	2:47
5	JOSEPH M	6	CZERAPOWICZ C	8	SUNDSTROM G	13	HARTMAN R	14	LINDQVIST A	2:14
5	JOSEPH M	8	SUNDSTROM G	12	NORMAN S	14	LINDQVIST A	15	HAMPTON P	1:42
4	BARTON C	8	SUNDSTROM G	10	LINDELL O	14	LINDQVIST A	15	HAMPTON P	1:25
5	JOSEPH M	6	CZERAPOWICZ C	7	KARLSSON A	8	SUNDSTROM G	13	HARTMAN R	1:23
4	BARTON C	7	KARLSSON A	12	NORMAN S	14	LINDQVIST A	15	HAMPTON P	1:06
7	KARLSSON A	8	SUNDSTROM G	12	NORMAN S	13	HARTMAN R	15	HAMPTON P	1:00
5	JOSEPH M	6	CZERAPOWICZ C	7	KARLSSON A	13	HARTMAN R	14	LINDQVIST A	1:00
5	JOSEPH M	6	CZERAPOWICZ C	10	LINDELL O	13	HARTMAN R	15	HAMPTON P	0:55
4	BARTON C	6	CZERAPOWICZ C	10	LINDELL O	13	HARTMAN R	15	HAMPTON P	0:55
4	BARTON C	6	CZERAPOWICZ C	12	NORMAN S	13	HARTMAN R	15	HAMPTON P	0:53
5	JOSEPH M	7	KARLSSON A	8	SUNDSTROM G	10	LINDELL O	13	HARTMAN R	0:50
4	BARTON C	8	SUNDSTROM G	12	NORMAN S	13	HARTMAN R	15	HAMPTON P	0:49
5	JOSEPH M	6	CZERAPOWICZ C	8	SUNDSTROM G	14	LINDQVIST A	15	HAMPTON P	0:21
5	JOSEPH M	7	KARLSSON A	8	SUNDSTROM G	12	NORMAN S	13	HARTMAN R	0:16
5	JOSEPH M	7	KARLSSON A	8	SUNDSTROM G	10	LINDELL O	14	LINDQVIST A	0:03
5	JOSEPH M	8	SUNDSTROM G	12	NORMAN S	13	HARTMAN R	15	HAMPTON P	0:02

Score development

4	BARTON C	5	JOSEPH M	6	CZERAPOWICZ C	10	LINDELL O	14	LINDQVIST A	4:23	+9
4	BARTON C	5	JOSEPH M	6	CZERAPOWICZ C	13	HARTMAN R	14	LINDQVIST A	8:44	+9
4	BARTON C	5	JOSEPH M	8	SUNDSTROM G	10	LINDELL O	14	LINDQVIST A	5:04	+5
5	JOSEPH M	7	KARLSSON A	8	SUNDSTROM G	10	LINDELL O	13	HARTMAN R	0:50	+2
5	JOSEPH M	6	CZERAPOWICZ C	7	KARLSSON A	13	HARTMAN R	14	LINDQVIST A	1:00	+2
5	JOSEPH M	8	SUNDSTROM G	12	NORMAN S	13	HARTMAN R	15	HAMPTON P	0:02	+1
5	JOSEPH M	6	CZERAPOWICZ C	8	SUNDSTROM G	14	LINDQVIST A	15	HAMPTON P	0:21	+1
5	JOSEPH M	8	SUNDSTROM G	12	NORMAN S	14	LINDQVIST A	15	HAMPTON P	1:42	+1
4	BARTON C	7	KARLSSON A	12	NORMAN S	13	HARTMAN R	15	HAMPTON P	2:47	+1
5	JOSEPH M	6	CZERAPOWICZ C	8	SUNDSTROM G	10	LINDELL O	14	LINDQVIST A	4:08	+1
5	JOSEPH M	7	KARLSSON A	8	SUNDSTROM G	10	LINDELL O	14	LINDQVIST A	0:03	0
5	JOSEPH M	7	KARLSSON A	8	SUNDSTROM G	12	NORMAN S	13	HARTMAN R	0:16	-1
5	JOSEPH M	6	CZERAPOWICZ C	10	LINDELL O	13	HARTMAN R	15	HAMPTON P	0:55	0
7	KARLSSON A	8	SUNDSTROM G	12	NORMAN S	13	HARTMAN R	15	HAMPTON P	1:00	0
4	BARTON C	6	CZERAPOWICZ C	10	LINDELL O	13	HARTMAN R	15	HAMPTON P	0:55	-2
5	JOSEPH M	6	CZERAPOWICZ C	7	KARLSSON A	8	SUNDSTROM G	13	HARTMAN R	1:23	-2
4	BARTON C	8	SUNDSTROM G	10	LINDELL O	14	LINDQVIST A	15	HAMPTON P	1:25	-2
4	BARTON C	8	SUNDSTROM G	12	NORMAN S	13	HARTMAN R	15	HAMPTON P	0:49	-3
4	BARTON C	6	CZERAPOWICZ C	12	NORMAN S	13	HARTMAN R	15	HAMPTON P	0:53	-3
5	JOSEPH M	6	CZERAPOWICZ C	8	SUNDSTROM G	13	HARTMAN R	14	LINDQVIST A	2:14	-4
4	BARTON C	7	KARLSSON A	12	NORMAN S	14	LINDQVIST A	15	HAMPTON P	1:06	-5

LEGEND

+ Shot Made - Shot Missed

Timing and Results provided by  TISSOT



Game No: 46

Start List

Стартовый список

USA vs AUS

Referee: VETROV Evgeny (RUS)

Umpire: AYALA PEREZ Jose Juan (MEX) / AL BULUSHI Ahmed (OMA)

USA - United States

No.	Name	Pos	Height m / ft in	Age	Current Games Statistics						
					PPG	FG%	3FG%	FT%	RPG	APG	MPG (GP)
4	FERRELL Kevin	G	/	20	14.0	43	32	83	2.7	6.3	20:44 (3)
5	SHEEHEY William	F	/	21	10.7	61	100	100	4.3	2.0	16:25 (3)
6	HAWS Tyler	G	/	22	2.3	22	0	75	3.0	0.7	10:09 (3)
7	HANCOCK Luke	F	/	23	11.0	41	45	100	1.7	0.7	16:06 (3)
8	DINWIDDIE Spencer	G	/	20	7.3	42	33	83	3.3	5.7	21:23 (3)
9	KILPATRICK Sean	G	/	23	8.7	32	28	75	2.3	1.3	19:15 (3)
10	GRAHAM Treveon	F	/	19	11.0	52	13	75	7.7	2.0	18:46 (3)
11	MCDERMOTT Douglas	F	/	21	15.3	61	42	100	6.0	1.3	21:31 (3)
12	JEFFERSON Cory	C	/	22	10.7	63		100	12.0	0.3	22:06 (3)
13	WHITE Aaron	C	/	20	6.0	46	29	67	3.3	1.0	16:33 (3)
14	PAYNE Adreian	F	/	22	5.3	55	0	67	4.0	1.3	7:29 (3)
15	KIRK Alex	C	/	21	4.0	67		67	5.7	0.3	9:27 (3)
Team			/	21.2	106.3	48	34	79	59.7	23.0	
Coach		MCKILLOP Robert									
Assistant Coach		MARTIN Frank					BEILEIN John				

USA Played		
PR	UAE	140 - 46
PR	CZE	96 - 53
PR	SWE	83 - 65
PR	AUS	11 JUL
PR	CAN	12 JUL


AUS - Australia

No.	Name	Pos	Height m / ft in	Age	Current Games Statistics						
					PPG	FG%	3FG%	FT%	RPG	APG	MPG (GP)
4	NORTON Mitch	G	/	20	3.3	22	0	75	1.3	1.3	18:30 (3)
5	CADEE Jason	F	/	22	9.0	42	60	100	1.3	3.0	21:50 (3)
6	HADZIOMEROVIC Igor	F	/	21	3.3	33	25	25	3.0	2.0	14:00 (3)
7	ODIGIE Owen	F	/	20	0.7	25		0	2.0	0.3	6:52 (3)
8	BLANCHFIELD Todd	F	/	21	6.7	47	40		2.0	0.7	15:51 (3)
9	STEINDL Clint	C	/	24	11.0	43	56		1.0	0.7	19:27 (3)
10	BROEKHOFF Ryan	G	/	22	7.3	24	25	100	4.7	2.3	23:31 (3)
11	DUMOVIC Andrija	F	/	20	7.0	53		50	4.7	0.7	14:22 (3)
12	ELLIS Cody	F	/	23	8.0	31	33	79	3.0	1.3	20:37 (3)
13	YOUNG Mitch	F	/	22	11.0	61	100	50	5.3	2.3	20:52 (3)
14	BAIRSTOW Cameron	F	/	22	12.0	41	0	71	8.7	3.7	22:29 (3)
15	ANDRONICOS Matthew	F	/	21	0.0				0.5	0.0	2:21 (2)
Team			/	21.5	79.3	41	38	70	41.0	18.3	
Coach		LEMANIS Andrej									
Assistant Coach		DOWNER Michael					SHORT Roman				

AUS Played		
PR	CZE	85 - 57
PR	SWE	70 - 53
PR	CAN	83 - 92
PR	USA	11 JUL
PR	UAE	12 JUL

LEGEND

(1) Point Guard	(2) Shooting Guard	(3) Small Forward	(4) Power Forward	(5) Centre
(C) Captain	3FG% 3 Points Field Goals %	APG Assists per Game	C Centre	F Forward
FG% Field Goals %	FT% Free Throws %	G Guard	GP Games Played	MPG Minutes Played per Game
Pos Playing Position	PPG Points per Game	PR Preliminary Round	RPG Rebounds per Game	

Timing and Results provided by  TISSOT



Game No: 46

Results
Результаты

Match Duration: 1:42

USA 84 vs 93 AUS
(19:20, 24:20, 21:19, 20:34)

Referee: VETROV Evgeny (RUS) Commissioner: AYALA PEREZ Jose Juan (MEX) / AL BULUSHI Ahmed (OMA)
Umpire: AYALA PEREZ Jose Juan (MEX) / AL BULUSHI Ahmed (OMA)

Scoring by 5 min intervals:	USA	Q1	Q2	Q3	Q4				
	8	19	29	43	52	64	69	84	
	AUS	13	20	28	40	47	59	74	93

USA - United States

No.	Name	MIN	Field Goals		2 Points		3 Points		Free Throws		Rebounds			AS	TO	ST	BS	PF	FD	PTS
			M/A	%	M/A	%	M/A	%	M/A	%	OR	DR	TOT							
4	FERRELL Kevin	23:07	4/16	25	3/10	30	1/6	17	1/1	100	1	4	5	3	4	1	0	3	1	10
5	SHEEHEY William	10:28	1/4	25	0/3	0	1/1	100	1/2	50	0	0	0	0	1	0	0	1	1	4
6	HAWS Tyler	0:00	0/0	0	0/0	0	0/0	0	0/0	0	0	0	0	0	0	0	0	0	0	0
*7	HANCOCK Luke	17:53	1/1	100	1/1	100	0/0	0	1/2	50	0	2	2	1	1	0	0	1	2	3
*8	DINWIDDIE Spencer	19:11	6/10	60	5/9	56	1/1	100	1/3	33	1	1	2	2	2	1	1	3	3	14
9	KILPATRICK Sean	16:41	3/9	33	1/3	33	2/6	33	2/2	100	1	3	4	1	1	1	0	1	2	10
*10	GRAHAM Treveon	32:40	1/2	50	0/0	0	1/2	50	2/2	100	2	4	6	5	2	2	0	2	1	5
*11	MCDERMOTT Douglas	33:18	7/18	39	3/10	30	4/8	50	4/4	100	3	1	4	2	1	1	0	3	3	22
12	JEFFERSON Cory	28:37	3/5	60	3/5	60	0/0	0	0/0	0	4	7	11	0	0	1	2	0	2	6
13	WHITE Aaron	6:42	3/3	100	3/3	100	0/0	0	0/0	0	0	0	0	0	0	0	1	1	0	6
*14	PAYNE Adreian	11:23	1/4	25	1/3	33	0/1	0	2/2	100	1	2	3	0	1	1	1	5	3	4
15	KIRK Alex	0:00	0/0	0	0/0	0	0/0	0	0/0	0	0	0	0	0	0	0	0	0	0	0
Team / Coach											3	1	4							
Totals			30/72	42	20/47	43	10/25	40	14/18	78	16	25	41	14	13	8	5	20	18	84
Coach		MCKILLOP Robert																		
Assistant Coach		MARTIN Frank							BEILEIN John											

AUS - Australia

No.	Name	MIN	Field Goals		2 Points		3 Points		Free Throws		Rebounds			AS	TO	ST	BS	PF	FD	PTS
			M/A	%	M/A	%	M/A	%	M/A	%	OR	DR	TOT							
*4	NORTON Mitch	13:52	1/2	50	0/0	0	1/2	50	0/0	0	2	0	2	3	0	2	0	0	1	3
5	CADEE Jason	26:08	7/10	70	4/5	80	3/5	60	6/9	67	1	1	2	2	2	1	0	1	6	23
6	HADZIMEROVIC Igor	2:21	1/1	100	0/0	0	1/1	100	0/0	0	0	0	0	0	0	0	0	3	0	3
7	ODIGIE Owen	13:38	0/0	0	0/0	0	0/0	0	0/0	0	1	0	1	4	1	0	1	1	0	0
8	BLANCHFIELD Todd	18:00	1/2	50	0/0	0	1/2	50	2/3	67	0	1	1	0	0	0	0	2	2	5
*9	STEINDL Clint	13:58	1/5	20	0/2	0	1/3	33	0/0	0	0	0	0	1	0	0	0	0	0	3
*10	BROEKHOFF Ryan	32:03	3/9	33	1/4	25	2/5	40	2/2	100	2	10	12	2	3	2	0	1	2	10
*11	DUMOVIC Andrija	12:55	2/7	29	2/7	29	0/0	0	0/0	0	5	1	6	0	1	1	0	3	2	4
12	ELLIS Cody	16:29	3/9	33	2/5	40	1/4	25	1/1	100	0	3	3	0	0	1	0	0	1	8
13	YOUNG Mitch	24:28	6/11	55	6/10	60	0/1	0	0/0	0	1	3	4	2	1	0	0	4	0	12
*14	BAIRSTOW Cameron	26:08	11/18	61	11/18	61	0/0	0	0/2	0	3	6	9	5	2	0	0	3	6	22
15	ANDRONICOS Matthew	0:00	0/0	0	0/0	0	0/0	0	0/0	0	0	0	0	0	0	0	0	0	0	0
Team / Coach											0	2	2							
Totals			36/74	49	26/51	51	10/23	43	11/17	65	15	27	42	19	10	7	1	18	20	93
Coach		LEMANIS Andrej																		
Assistant Coach		DOWNER Michael							SHORT Roman											

	USA	AUS
Points from Turnovers	8	7
Points in the Paint	34	44
Second Chance Points	10	17
Fast Break Points	10	3

	USA	AUS
Biggest Lead	10	9
Biggest Scoring Run	6-0 (22-20)	8-0 (65-72)
Lead Changes	11	
Times Tied	10	

LEGEND			
%	Shooting Percentage	(C)	Captain
BS	Blocked Shots	DR	Defensive Rebounds
OR	Offensive Rebounds	OTx	Overtime
S	Suspended	ST	Steals
(I)	Injured	FD	Fouls Drawn
PF	Fouls	PTS	Points
TO	Turnovers	TOT	Total Rebounds
*	Starters	AS	Assists
M/A	Made / Attempts	MIN	Minutes Played
Qx	Quarter Time		

Timing and Results provided by TISSOT



Game No: 46

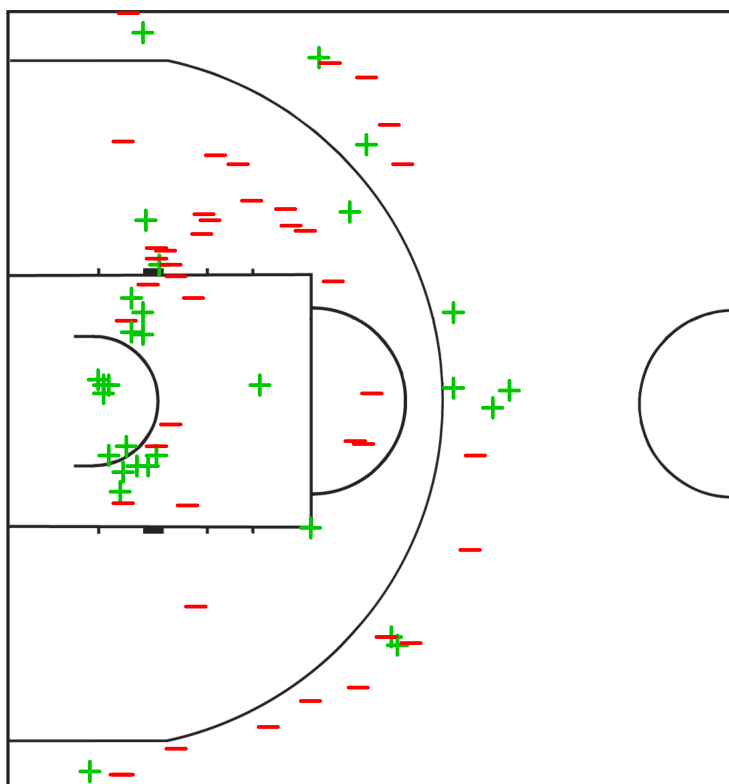
Shot Chart
Схема бросков

USA 84 vs 93 AUS

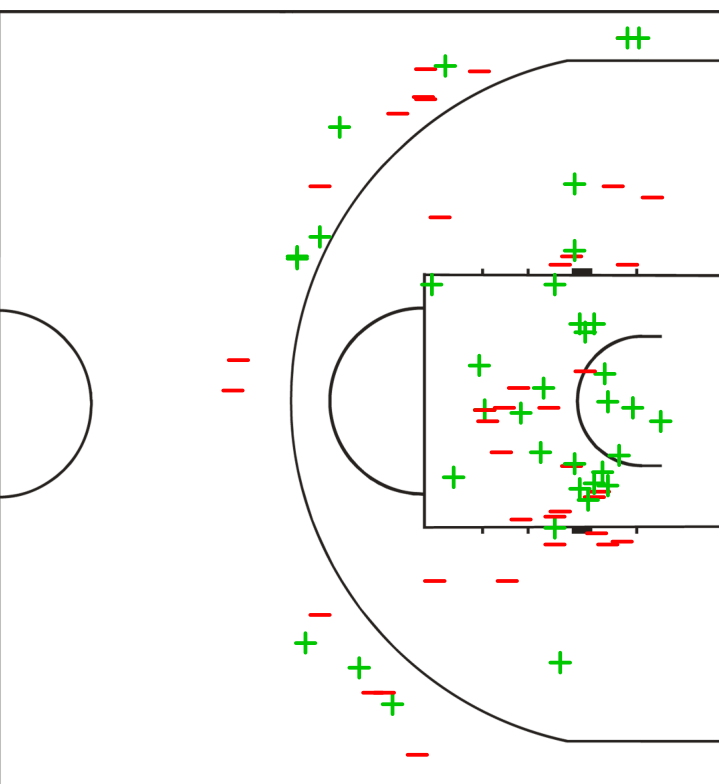
(19 - 20, 24 - 20, 21 - 19, 20 - 34)

Scoring by 5 min intervals:		Q1		Q2		Q3		Q4	
USA		8	19	29	43	52	64	69	84
AUS		13	20	28	40	47	59	74	93

USA - United States



AUS - Australia



LEGEND

+ Shot Made - Shot Missed

Timing and Results provided by **TISSOT**



Game No: 46

Shot Chart
Схема бросков

USA 84 vs 93 AUS

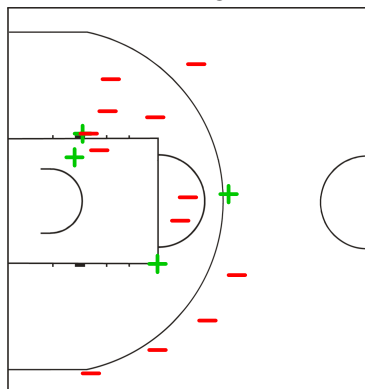
(19 - 20, 24 - 20, 21 - 19, 20 - 34)

Scoring by 5 min intervals:

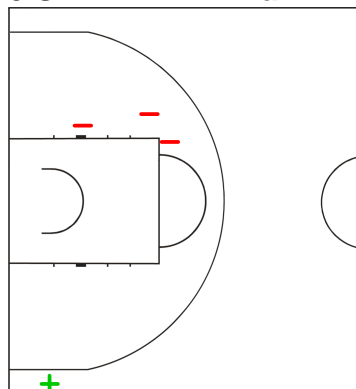
	Q1		Q2		Q3		Q4	
USA	8	19	29	43	52	64	69	84
AUS	13	20	28	40	47	59	74	93

USA - United States

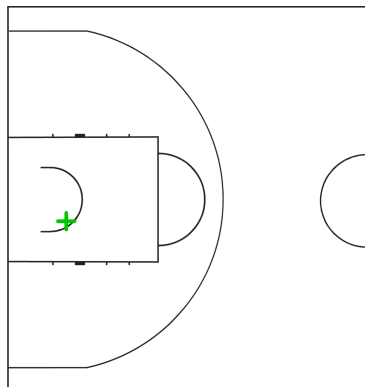
4 FERRELL Kevin



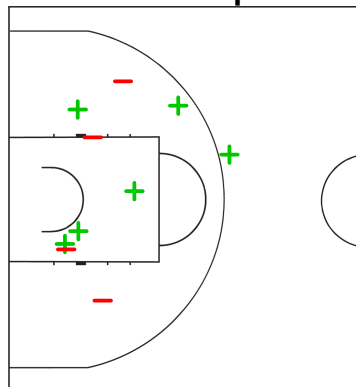
5 SHEEHEY William



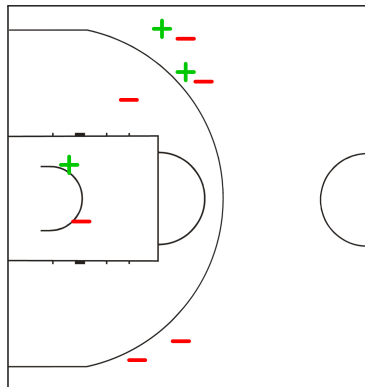
7 HANCOCK Luke



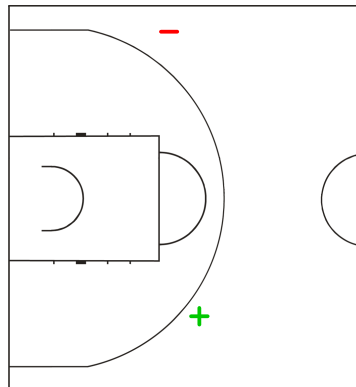
8 DINWIDDIE Spencer



9 KILPATRICK Sean



10 GRAHAM Treveon



LEGEND

+ Shot Made

-

Shot Missed

Timing and Results provided by TISSOT



Game No: 46

Shot Chart

Схема бросков

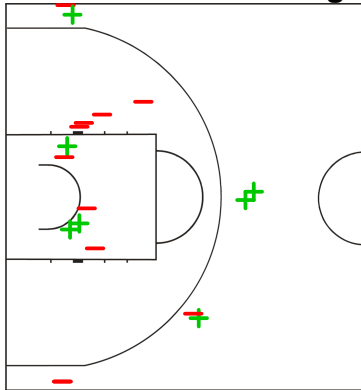
USA 84 vs 93 AUS

(19 - 20, 24 - 20, 21 - 19, 20 - 34)

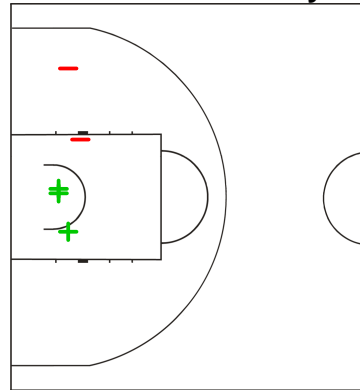
Scoring by 5 min intervals:		Q1		Q2		Q3		Q4	
USA		8	19	29	43	52	64	69	84
AUS		13	20	28	40	47	59	74	93

USA - United States

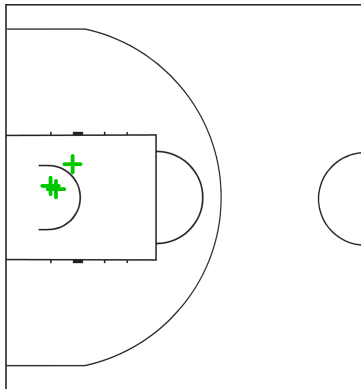
11 MCDERMOTT Douglas



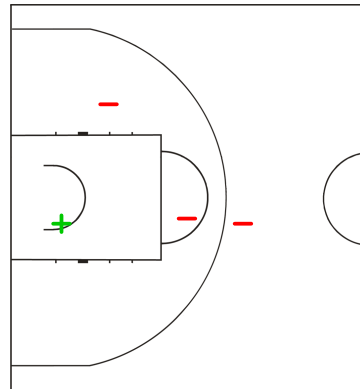
12 JEFFERSON Cory



13 WHITE Aaron



14 PAYNE Adreian



LEGEND

+ Shot Made

- Shot Missed

Timing and Results provided by **TISSOT**



Game No: 46

Shot Chart
Схема бросков

USA 84 vs 93 AUS

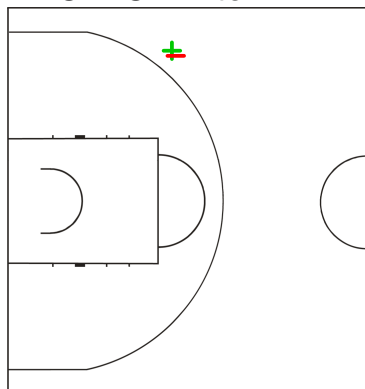
(19 - 20, 24 - 20, 21 - 19, 20 - 34)

Scoring by 5 min intervals:

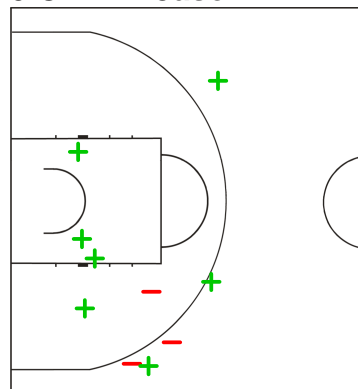
	Q1		Q2		Q3		Q4	
USA	8	19	29	43	52	64	69	84
AUS	13	20	28	40	47	59	74	93

AUS - Australia

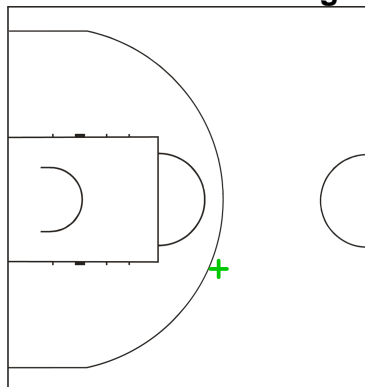
4 NORTON Mitch



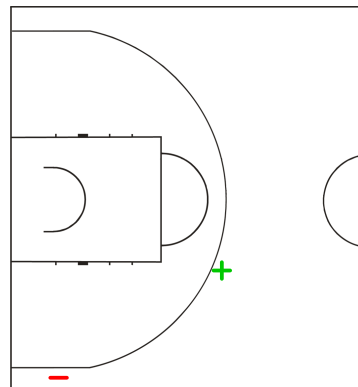
5 CADEE Jason



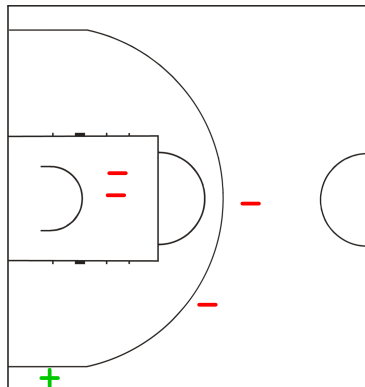
6 HADZIOMEROVIC Igor



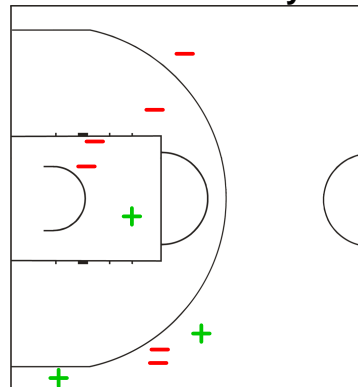
8 BLANCHFIELD Todd



9 STEINDL Clint



10 BROEKHOFF Ryan



LEGEND

+ Shot Made

-

Shot Missed

Timing and Results provided by **TISSOT**



Game No: 46

Shot Chart
Схема бросков

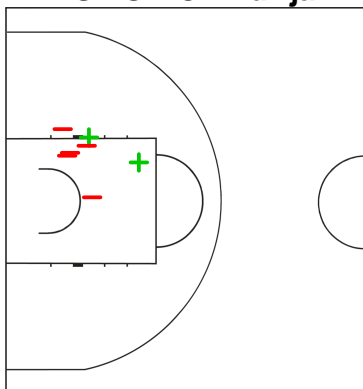
USA 84 vs 93 AUS
(19 - 20, 24 - 20, 21 - 19, 20 - 34)

Scoring by 5 min intervals:

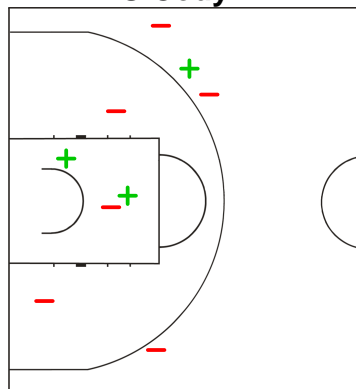
	Q1		Q2		Q3		Q4	
USA	8	19	29	43	52	64	69	84
AUS	13	20	28	40	47	59	74	93

AUS - Australia

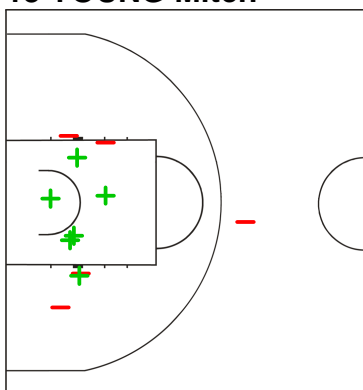
11 DUMOVIC Andrija



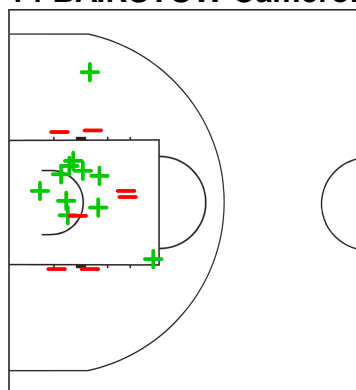
12 ELLIS Cody



13 YOUNG Mitch



14 BAIRSTOW Cameron



LEGEND

+ Shot Made

- Shot Missed



Game No: 46

Lineup Analysis

Анализ

USA 84 vs 93 AUS

USA

Lineup efficiency

8	DINWIDDIE S	9	KILPATRICK S	10	GRAHAM T	12	JEFFERSON C	13	WHITE A	3:53
4	FERRELL K	7	HANCOCK L	10	GRAHAM T	11	MCDERMOTT D	12	JEFFERSON C	3:50
4	FERRELL K	9	KILPATRICK S	10	GRAHAM T	11	MCDERMOTT D	14	PAYNE A	3:44
4	FERRELL K	9	KILPATRICK S	10	GRAHAM T	11	MCDERMOTT D	12	JEFFERSON C	3:27
4	FERRELL K	7	HANCOCK L	10	GRAHAM T	11	MCDERMOTT D	14	PAYNE A	3:20
5	SHEEHEY W	7	HANCOCK L	8	DINWIDDIE S	11	MCDERMOTT D	12	JEFFERSON C	3:19
7	HANCOCK L	8	DINWIDDIE S	10	GRAHAM T	11	MCDERMOTT D	14	PAYNE A	3:18
5	SHEEHEY W	8	DINWIDDIE S	10	GRAHAM T	11	MCDERMOTT D	12	JEFFERSON C	3:08
4	FERRELL K	9	KILPATRICK S	10	GRAHAM T	12	JEFFERSON C	13	WHITE A	2:28
4	FERRELL K	8	DINWIDDIE S	10	GRAHAM T	11	MCDERMOTT D	12	JEFFERSON C	2:18
7	HANCOCK L	8	DINWIDDIE S	10	GRAHAM T	11	MCDERMOTT D	12	JEFFERSON C	2:16
4	FERRELL K	5	SHEEHEY W	9	KILPATRICK S	11	MCDERMOTT D	12	JEFFERSON C	1:50
4	FERRELL K	5	SHEEHEY W	7	HANCOCK L	11	MCDERMOTT D	14	PAYNE A	1:00
8	DINWIDDIE S	9	KILPATRICK S	10	GRAHAM T	11	MCDERMOTT D	12	JEFFERSON C	0:58
4	FERRELL K	5	SHEEHEY W	7	HANCOCK L	11	MCDERMOTT D	12	JEFFERSON C	0:49
4	FERRELL K	5	SHEEHEY W	9	KILPATRICK S	12	JEFFERSON C	13	WHITE A	0:21
5	SHEEHEY W	7	HANCOCK L	8	DINWIDDIE S	11	MCDERMOTT D	14	PAYNE A	0:01

Score development

7	HANCOCK L	8	DINWIDDIE S	10	GRAHAM T	11	MCDERMOTT D	12	JEFFERSON C	2:16	+4
4	FERRELL K	9	KILPATRICK S	10	GRAHAM T	12	JEFFERSON C	13	WHITE A	2:28	+3
4	FERRELL K	9	KILPATRICK S	10	GRAHAM T	11	MCDERMOTT D	14	PAYNE A	3:44	+3
4	FERRELL K	7	HANCOCK L	10	GRAHAM T	11	MCDERMOTT D	12	JEFFERSON C	3:50	+3
8	DINWIDDIE S	9	KILPATRICK S	10	GRAHAM T	12	JEFFERSON C	13	WHITE A	3:53	+3
4	FERRELL K	5	SHEEHEY W	9	KILPATRICK S	11	MCDERMOTT D	12	JEFFERSON C	1:50	+2
5	SHEEHEY W	7	HANCOCK L	8	DINWIDDIE S	11	MCDERMOTT D	14	PAYNE A	0:01	+1
7	HANCOCK L	8	DINWIDDIE S	10	GRAHAM T	11	MCDERMOTT D	14	PAYNE A	3:18	+1
4	FERRELL K	5	SHEEHEY W	9	KILPATRICK S	12	JEFFERSON C	13	WHITE A	0:21	0
4	FERRELL K	9	KILPATRICK S	10	GRAHAM T	11	MCDERMOTT D	12	JEFFERSON C	3:27	-1
4	FERRELL K	5	SHEEHEY W	7	HANCOCK L	11	MCDERMOTT D	12	JEFFERSON C	0:49	-2
8	DINWIDDIE S	9	KILPATRICK S	10	GRAHAM T	11	MCDERMOTT D	12	JEFFERSON C	0:58	-2
4	FERRELL K	5	SHEEHEY W	7	HANCOCK L	11	MCDERMOTT D	14	PAYNE A	1:00	-2
4	FERRELL K	8	DINWIDDIE S	10	GRAHAM T	11	MCDERMOTT D	12	JEFFERSON C	2:18	-2
5	SHEEHEY W	8	DINWIDDIE S	10	GRAHAM T	11	MCDERMOTT D	12	JEFFERSON C	3:08	-3
4	FERRELL K	7	HANCOCK L	10	GRAHAM T	11	MCDERMOTT D	14	PAYNE A	3:20	-8
5	SHEEHEY W	7	HANCOCK L	8	DINWIDDIE S	11	MCDERMOTT D	12	JEFFERSON C	3:19	-9



Game No: 46

Lineup Analysis

Анализ

AUS

Lineup efficiency


4	NORTON M	9	STEINDL C	10	BROEKHOFF R	11	DUMOVIC A	14	BAIRSTOW C	6:35
5	CADEE J	7	ODIGIE O	10	BROEKHOFF R	13	YOUNG M	14	BAIRSTOW C	6:03
5	CADEE J	8	BLANCHFIELD T	10	BROEKHOFF R	12	ELLIS C	13	YOUNG M	5:15
4	NORTON M	9	STEINDL C	10	BROEKHOFF R	13	YOUNG M	14	BAIRSTOW C	3:55
5	CADEE J	7	ODIGIE O	8	BLANCHFIELD T	12	ELLIS C	13	YOUNG M	2:43
5	CADEE J	7	ODIGIE O	8	BLANCHFIELD T	12	ELLIS C	14	BAIRSTOW C	1:48
4	NORTON M	8	BLANCHFIELD T	10	BROEKHOFF R	11	DUMOVIC A	14	BAIRSTOW C	1:32
5	CADEE J	7	ODIGIE O	10	BROEKHOFF R	12	ELLIS C	13	YOUNG M	1:30
5	CADEE J	9	STEINDL C	10	BROEKHOFF R	13	YOUNG M	14	BAIRSTOW C	1:18
5	CADEE J	6	HADZIOMEROVIC I	8	BLANCHFIELD T	12	ELLIS C	13	YOUNG M	1:14
5	CADEE J	9	STEINDL C	10	BROEKHOFF R	11	DUMOVIC A	14	BAIRSTOW C	1:09
5	CADEE J	7	ODIGIE O	8	BLANCHFIELD T	13	YOUNG M	14	BAIRSTOW C	1:01
4	NORTON M	9	STEINDL C	10	BROEKHOFF R	11	DUMOVIC A	12	ELLIS C	1:01
5	CADEE J	8	BLANCHFIELD T	10	BROEKHOFF R	13	YOUNG M	14	BAIRSTOW C	0:51
5	CADEE J	8	BLANCHFIELD T	10	BROEKHOFF R	12	ELLIS C	14	BAIRSTOW C	0:49
4	NORTON M	8	BLANCHFIELD T	10	BROEKHOFF R	11	DUMOVIC A	12	ELLIS C	0:49
5	CADEE J	8	BLANCHFIELD T	10	BROEKHOFF R	11	DUMOVIC A	12	ELLIS C	0:47
5	CADEE J	6	HADZIOMEROVIC I	8	BLANCHFIELD T	13	YOUNG M	14	BAIRSTOW C	0:38
5	CADEE J	7	ODIGIE O	8	BLANCHFIELD T	11	DUMOVIC A	12	ELLIS C	0:33
5	CADEE J	6	HADZIOMEROVIC I	10	BROEKHOFF R	11	DUMOVIC A	14	BAIRSTOW C	0:29

Score development

5	CADEE J	7	ODIGIE O	10	BROEKHOFF R	13	YOUNG M	14	BAIRSTOW C	6:03	+12
5	CADEE J	6	HADZIOMEROVIC I	8	BLANCHFIELD T	12	ELLIS C	13	YOUNG M	1:14	+4
4	NORTON M	8	BLANCHFIELD T	10	BROEKHOFF R	11	DUMOVIC A	14	BAIRSTOW C	1:32	+4
5	CADEE J	7	ODIGIE O	8	BLANCHFIELD T	12	ELLIS C	14	BAIRSTOW C	1:48	+4
4	NORTON M	9	STEINDL C	10	BROEKHOFF R	11	DUMOVIC A	14	BAIRSTOW C	6:35	+3
4	NORTON M	8	BLANCHFIELD T	10	BROEKHOFF R	11	DUMOVIC A	12	ELLIS C	0:49	+2
4	NORTON M	9	STEINDL C	10	BROEKHOFF R	11	DUMOVIC A	12	ELLIS C	1:01	+1
5	CADEE J	7	ODIGIE O	10	BROEKHOFF R	12	ELLIS C	13	YOUNG M	1:30	+1
5	CADEE J	6	HADZIOMEROVIC I	10	BROEKHOFF R	11	DUMOVIC A	14	BAIRSTOW C	0:29	0
5	CADEE J	7	ODIGIE O	8	BLANCHFIELD T	11	DUMOVIC A	12	ELLIS C	0:33	0
5	CADEE J	8	BLANCHFIELD T	10	BROEKHOFF R	12	ELLIS C	14	BAIRSTOW C	0:49	-1
5	CADEE J	8	BLANCHFIELD T	10	BROEKHOFF R	13	YOUNG M	14	BAIRSTOW C	0:51	0
5	CADEE J	7	ODIGIE O	8	BLANCHFIELD T	13	YOUNG M	14	BAIRSTOW C	1:01	-1
5	CADEE J	9	STEINDL C	10	BROEKHOFF R	11	DUMOVIC A	14	BAIRSTOW C	1:09	0
5	CADEE J	9	STEINDL C	10	BROEKHOFF R	13	YOUNG M	14	BAIRSTOW C	1:18	-1
5	CADEE J	8	BLANCHFIELD T	10	BROEKHOFF R	12	ELLIS C	13	YOUNG M	5:15	-3
5	CADEE J	6	HADZIOMEROVIC I	8	BLANCHFIELD T	13	YOUNG M	14	BAIRSTOW C	0:38	-4
5	CADEE J	8	BLANCHFIELD T	10	BROEKHOFF R	11	DUMOVIC A	12	ELLIS C	0:47	-4
5	CADEE J	7	ODIGIE O	8	BLANCHFIELD T	12	ELLIS C	13	YOUNG M	2:43	-4
4	NORTON M	9	STEINDL C	10	BROEKHOFF R	13	YOUNG M	14	BAIRSTOW C	3:55	-4

LEGEND

+ Shot Made - Shot Missed

Timing and Results provided by  TISSOT



Game No: 48

Start List

Стартовый список

CAN vs CZE

Referee: OKHRIMENKO Vladimir (RUS)
Umpire: RODSAND Torkild (NOR) / ARISAWA Shigeyuki (JPN)

CAN - Canada

No.	Name	Pos	Height m / ft in	Age	Current Games Statistics						
					PPG	FG%	3FG%	FT%	RPG	APG	MPG (GP)
4	PANGOS Kevin	G	1.82/6'0"	20	7.7	39	17	89	2.3	2.7	17:03 (3)
5	HESLIP Brady	G	1.84/6'0"	23	20.7	51	52	85	0.7	0.7	20:16 (3)
6	WILTJER Kyle	F	2.03/6'8"	20	8.0	48	0	100	4.7	1.3	14:45 (3)
7	EJIM Melvin	F	2.00/6'7"	22	7.7	47	25	100	4.0	1.3	18:01 (3)
8	SCRUBB Thomas	F	2.00/6'7"	21	4.3	45	0	100	5.7	2.7	19:42 (3)
9	AROP Mangisto	F	2.00/6'7"	22	5.3	67	100	50	2.7	1.3	11:43 (3)
10	MULLINGS Daniel	G	1.84/6'0"	21	10.0	60		50	4.7	1.7	19:44 (3)
11	SCRUBB Philip	G	1.85/6'1"	20	6.0	47	30	50	1.0	3.0	19:45 (3)
12	POWELL Dwight	F	2.04/6'8"	21	15.7	73		33	4.7	0.0	18:13 (3)
13	BACHYNSKI Jordan	C	2.08/6'10"	23	6.0	67		33	7.7	0.3	11:21 (3)
14	BURNATOWSKI Murphy	F	2.01/6'7"	21	3.7	42	25		2.0	1.0	11:45 (3)
15	KLASSEN Owen	F	2.04/6'8"	21	9.3	76		67	8.3	1.3	17:38 (3)
Team			1.96/6'5"	21.3	104.3	56	37	66	51.3	17.3	
Coach		TRIANO Jay									
Assistant Coach		FRANCIS Greg									

CAN Played		
PR	SWE	84 - 69
PR	UAE	137 - 43
PR	AUS	92 - 83
PR	CZE	11 JUL
PR	USA	12 JUL


CZE - Czech Republic

No.	Name	Pos	Height m / ft in	Age	Current Games Statistics						
					PPG	FG%	3FG%	FT%	RPG	APG	MPG (GP)
4	SOTNAR Michal		1.88/6'2"	20	5.0	28	20	38	1.7	1.0	17:14 (3)
5	MARES Michal		1.92/6'4"	20	5.3	39	18		1.7	1.7	17:47 (3)
6	ZAMPACH Adam		1.98/6'6"	23	4.7	40	0	67	2.0	0.3	12:02 (3)
7	VLCEK Krystof		1.95/6'5"	21	3.3	57		67	0.7	0.7	13:06 (3)
8	CIZ Adam		1.92/6'4"	21	10.0	36	29	63	2.3	2.7	23:45 (3)
9	CVEK Viktor		2.00/6'7"	24	5.3	31	17	63	3.3	1.0	16:42 (3)
10	PETERKA Ondrej		1.98/6'6"	22	6.3	40	27		2.3	0.3	17:34 (3)
11	SLAVIK Jiri		2.03/6'8"	23	5.0	47	0	50	6.7	1.3	18:51 (3)
12	JIRICEK Jan		2.03/6'8"	23	6.3	50		60	3.3	1.0	9:40 (3)
13	KRAKOVIC Jakub		2.05/6'9"	22	5.3	14	0	67	3.3	0.3	16:01 (3)
14	GNIADK Martin		2.03/6'8"	23	4.3	45	67	100	1.7	1.3	16:41 (3)
15	VOSLAJER Tomas		2.11/6'11"	22	9.0	40	0	92	9.7	0.7	20:33 (3)
Team			1.99/6'6"	22.0	70.0	37	23	66	43.3	12.3	
Coach		PETERKA Lubomir									
Assistant Coach		BENES Pavel									

CZE Played		
PR	AUS	57 - 85
PR	USA	53 - 96
PR	UAE	100 - 54
PR	CAN	11 JUL
PR	SWE	12 JUL

LEGEND

(1) Point Guard	(2) Shooting Guard	(3) Small Forward	(4) Power Forward	(5) Centre
(C) Captain	3FG% 3 Points Field Goals %	APG Assists per Game	C Centre	F Forward
FG% Field Goals %	FT% Free Throws %	G Guard	GP Games Played	MPG Minutes Played per Game
Pos Playing Position	PPG Points per Game	PR Preliminary Round	RPG Rebounds per Game	

Timing and Results provided by  TISSOT



Game No: 48

Results
Результаты

Attendance: 300

Match Duration: 1:37

CAN 87 vs 56 CZE
(10:19, 18:15, 30:12, 29:10)

Referee: OKHRIMENKO Vladimir (RUS) Commissioner:
Umpire: RODSAND Torkild (NOR) / ARISAWA Shigeyuki (JPN)

Scoring by 5 min intervals:	CAN	Q1	Q2	Q3	Q4
		6 10	22 28	40 58	66 87
	CZE	11 19	25 34	41 46	55 56

CAN - Canada

No.	Name	MIN	Field Goals		2 Points		3 Points		Free Throws		Rebounds			AS	TO	ST	BS	PF	FD	PTS
			M/A	%	M/A	%	M/A	%	M/A	%	OR	DR	TOT							
*4	PANGOS Kevin	24:34	4/8	50	1/1	100	3/7	43	6/8	75	0	1	1	3	3	1	0	1	5	17
5	HESLIP Brady	19:10	1/10	10	0/5	0	1/5	20	0/0	0	0	0	0	0	0	0	0	1	1	3
6	WILTJER Kyle	8:04	1/3	33	0/2	0	1/1	100	0/0	0	0	1	1	2	0	0	1	0	2	3
*7	EJIM Melvin	18:12	2/5	40	2/5	40	0/0	0	1/2	50	3	5	8	2	1	1	0	1	2	5
*8	SCRUBB Thomas	20:10	2/5	40	0/2	0	2/3	67	2/2	100	1	3	4	3	2	2	1	1	2	8
9	AROP Mangisto	0:00	0/0	0	0/0	0	0/0	0	0/0	0	0	0	0	0	0	0	0	0	0	0
*10	MULLINGS Daniel	20:50	6/11	55	6/11	55	0/0	0	3/5	60	2	2	4	2	0	3	0	2	3	15
11	SCRUBB Philip	15:26	2/8	25	2/5	40	0/3	0	0/0	0	0	3	3	2	0	0	0	0	4	4
*12	POWELL Dwight	17:34	5/8	63	5/8	63	0/0	0	1/2	50	4	2	6	0	1	2	0	4	2	11
13	BACHYNSKI Jordan	15:02	1/3	33	1/3	33	0/0	0	2/4	50	5	5	10	0	2	0	0	4	2	4
14	BURNATOWSKI Murphy	19:50	4/10	40	2/4	50	2/6	33	1/2	50	4	0	4	2	0	0	0	2	1	11
15	KLASSEN Owen	21:08	3/6	50	3/6	50	0/0	0	0/1	0	7	5	12	1	2	0	1	2	3	6
Team / Coach											2	1	3							
Totals			31/77	40	22/52	42	9/25	36	16/26	62	28	28	56	17	11	9	3	18	27	87
Coach		TRIANO Jay																		
Assistant Coach		FRANCIS Greg																		

CZE - Czech Republic

No.	Name	MIN	Field Goals		2 Points		3 Points		Free Throws		Rebounds			AS	TO	ST	BS	PF	FD	PTS
			M/A	%	M/A	%	M/A	%	M/A	%	OR	DR	TOT							
4	SOTNAR Michal	15:35	1/2	50	1/2	50	0/0	0	0/0	0	0	1	1	1	2	0	0	5	0	2
*5	MARES Michal	29:07	3/5	60	0/1	0	3/4	75	4/4	100	0	2	2	1	1	0	1	1	3	13
6	ZAMPACH Adam	11:40	1/1	100	1/1	100	0/0	0	2/2	100	1	0	1	0	3	0	0	3	1	4
7	VLCEK Krystof	5:24	0/1	0	0/1	0	0/0	0	1/2	50	0	0	0	1	2	0	0	1	1	1
*8	CIZ Adam	26:13	5/10	50	3/6	50	2/4	50	0/0	0	0	2	2	2	2	0	0	2	1	12
*9	CVEK Viktor	32:01	0/6	0	0/1	0	0/5	0	0/0	0	1	3	4	1	3	1	0	1	4	0
10	PETERKA Ondrej	0:00	0/0	0	0/0	0	0/0	0	0/0	0	0	0	0	0	0	0	0	0	0	0
11	SLAVIK Jiri	22:24	1/7	14	1/6	17	0/1	0	0/0	0	0	3	3	0	2	1	1	2	1	2
*12	JIRICEK Jan	19:38	3/9	33	3/7	43	0/2	0	1/1	100	2	2	4	1	0	0	0	3	2	7
13	KRAKOVIC Jakub	5:57	0/2	0	0/2	0	0/0	0	0/0	0	1	1	2	0	0	0	0	0	1	0
14	GNIADK Martin	14:25	2/9	22	2/7	29	0/2	0	0/0	0	1	1	2	0	2	0	0	5	1	4
*15	VOSLAJER Tomas	17:36	4/11	36	3/8	38	1/3	33	2/2	100	2	3	5	0	1	1	0	4	2	11
Team / Coach											3	4	7							
Totals			20/63	32	14/42	33	6/21	29	10/11	91	11	22	33	7	18	3	2	28	17	56
Coach		PETERKA Lubomir																		
Assistant Coach		BENES Pavel																		

	CAN	CZE
Points from Turnovers	27	4
Points in the Paint	38	22
Second Chance Points	14	2
Fast Break Points	0	2

	CAN	CZE
Biggest Lead	31	10
Biggest Scoring Run	15-0 (58-43)	9-0 (2-9)
Lead Changes	2	
Times Tied	1	

LEGEND			
%	Shooting Percentage	(C)	Captain
BS	Blocked Shots	DR	Defensive Rebounds
OR	Offensive Rebounds	OTx	Overtime
S	Suspended	ST	Steals
(I)	Injured	FD	Fouls Drawn
PF	Fouls	PTS	Points
TO	Turnovers	TOT	Total Rebounds
*	Starters	AS	Assists
M/A	Made / Attempts	MIN	Minutes Played
Qx	Quarter Time		

Timing and Results provided by TISSOT



Game No: 48

Shot Chart
Схема бросков

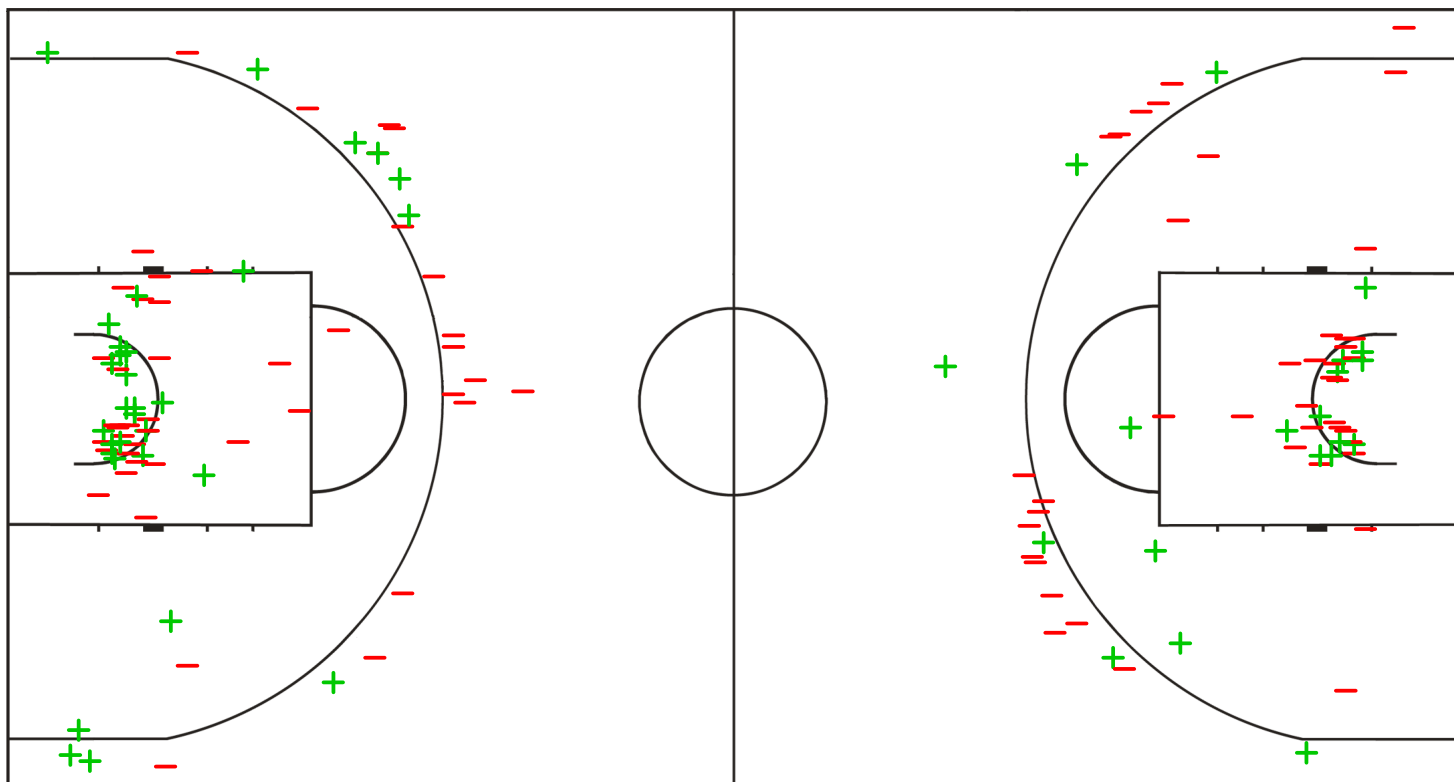
CAN 87 vs 56 CZE
(10 - 19, 18 - 15, 30 - 12, 29 - 10)

Scoring by 5 min intervals:

	Q1		Q2		Q3		Q4	
CAN	6	10	22	28	40	58	66	87
CZE	11	19	25	34	41	46	55	56

CAN - Canada

CZE - Czech Republic



LEGEND

+ Shot Made

- Shot Missed

Timing and Results provided by **TISSOT**



Game No: 48

Shot Chart
Схема бросков

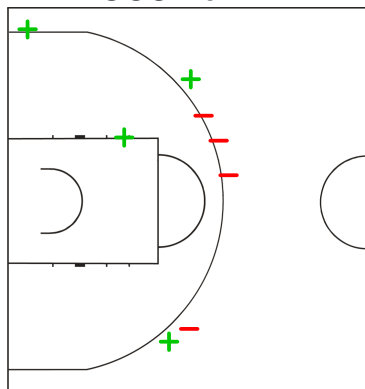
CAN 87 vs 56 CZE
(10 - 19, 18 - 15, 30 - 12, 29 - 10)

Scoring by 5 min intervals:

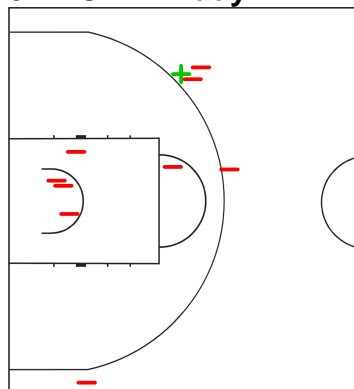
	Q1		Q2		Q3		Q4	
CAN	6	10	22	28	40	58	66	87
CZE	11	19	25	34	41	46	55	56

CAN - Canada

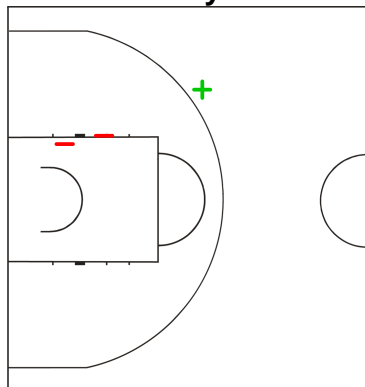
4 PANGOS Kevin



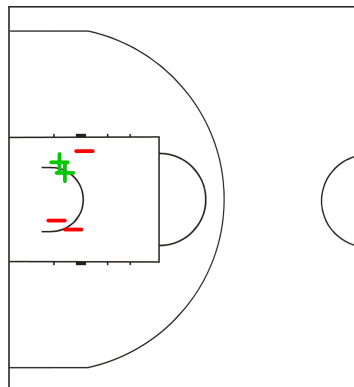
5 HESLIP Brady



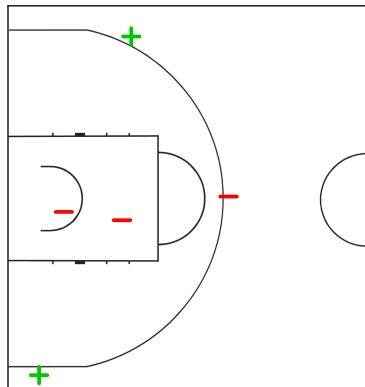
6 WILTJER Kyle



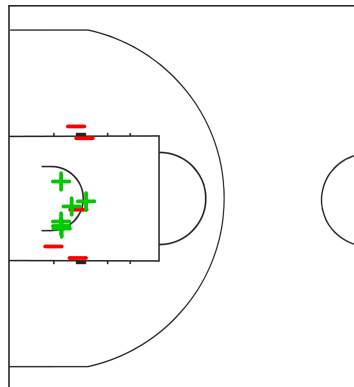
7 EJIM Melvin



8 SCRUBB Thomas



10 MULLINGS Daniel



LEGEND

+ Shot Made

-

Shot Missed

Timing and Results provided by **TISSOT**



Game No: 48

Shot Chart
Схема бросков

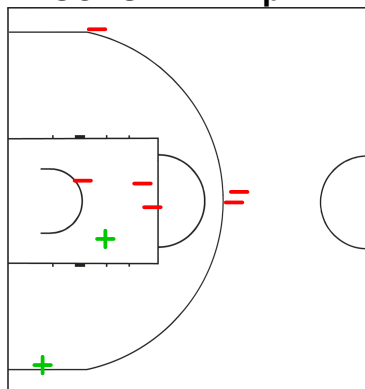
CAN 87 vs 56 CZE
(10 - 19, 18 - 15, 30 - 12, 29 - 10)

Scoring by 5 min intervals:

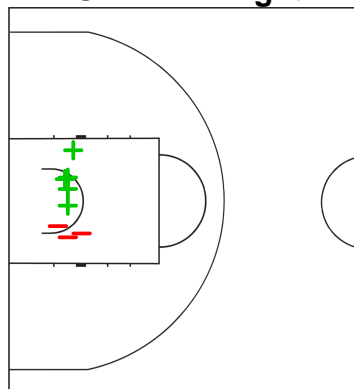
	Q1		Q2		Q3		Q4	
CAN	6	10	22	28	40	58	66	87
CZE	11	19	25	34	41	46	55	56

CAN - Canada

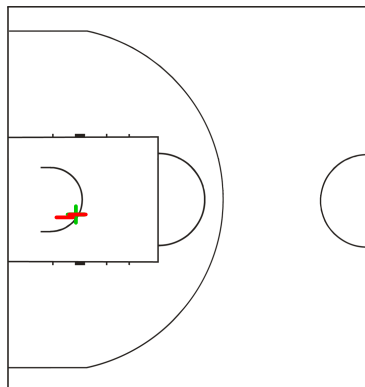
11 SCRUBB Philip



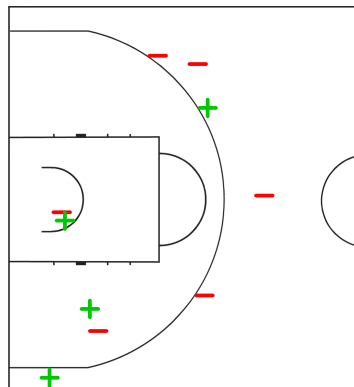
12 POWELL Dwight



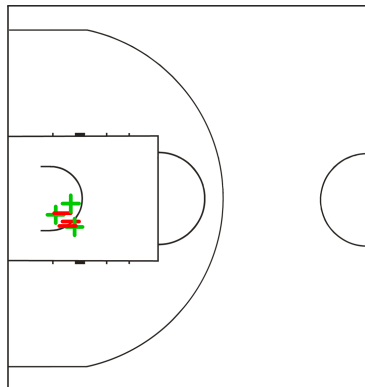
13 BACHYNSKI Jordan



14 BURNATOWSKI Murphy



15 KLASSEN Owen



LEGEND

+ Shot Made

-

Shot Missed

Timing and Results provided by **TISSOT**



Game No: 48

Shot Chart
Схема бросков

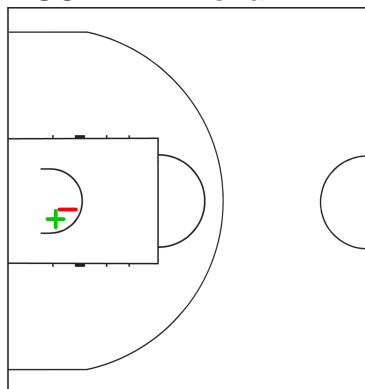
CAN 87 vs 56 CZE
(10 - 19, 18 - 15, 30 - 12, 29 - 10)

Scoring by 5 min intervals:

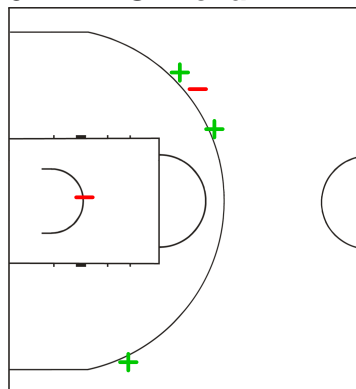
	Q1		Q2		Q3		Q4	
CAN	6	10	22	28	40	58	66	87
CZE	11	19	25	34	41	46	55	56

CZE - Czech Republic

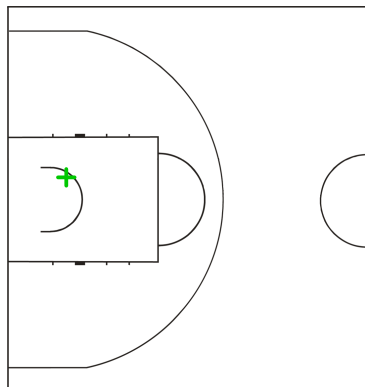
4 SOTNAR Michal



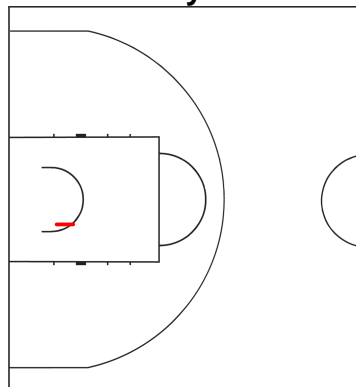
5 MARES Michal



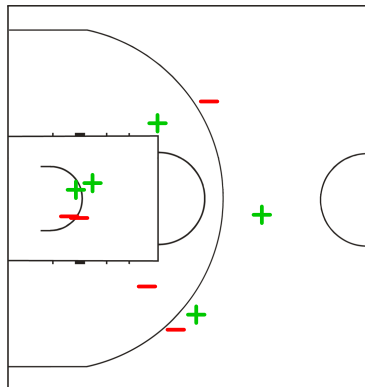
6 ZAMPACH Adam



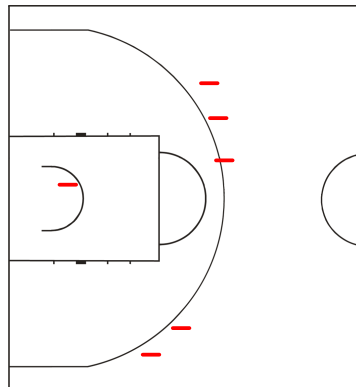
7 VLCEK Krystof



8 CIZ Adam



9 CVEK Viktor



LEGEND

+ Shot Made

-

Shot Missed

Timing and Results provided by **TISSOT**



Game No: 48

Shot Chart
Схема бросков

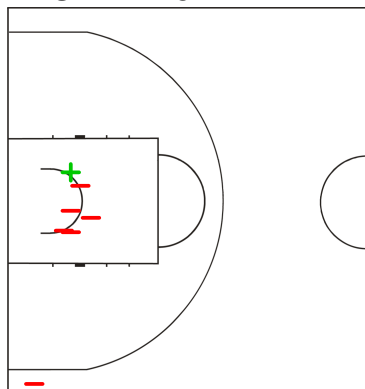
CAN 87 vs 56 CZE
(10 - 19, 18 - 15, 30 - 12, 29 - 10)

Scoring by 5 min intervals:

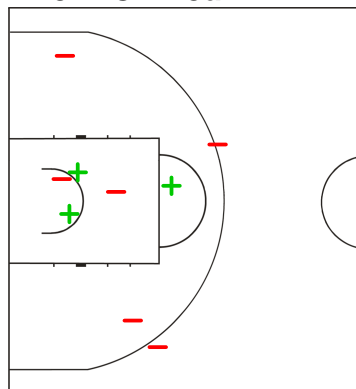
	Q1		Q2		Q3		Q4	
CAN	6	10	22	28	40	58	66	87
CZE	11	19	25	34	41	46	55	56

CZE - Czech Republic

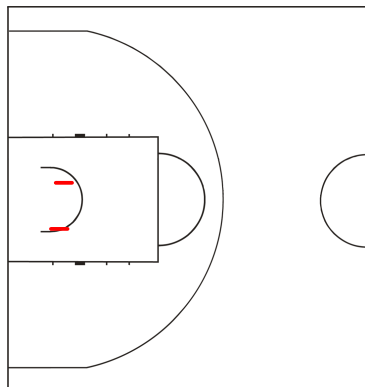
11 SLAVIK Jiri



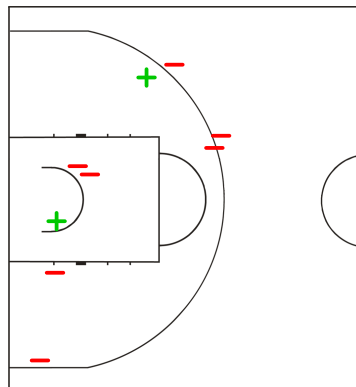
12 JIRICEK Jan



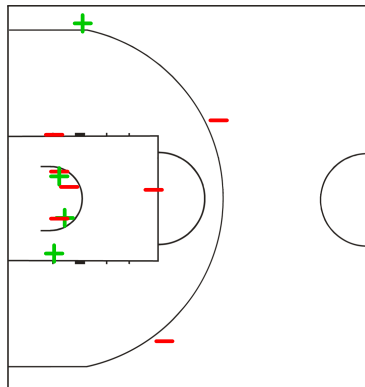
13 KRAKOVIC Jakub



14 GNIADEK Martin



15 VOSLAJER Tomas



LEGEND

+ Shot Made

-

Shot Missed

Timing and Results provided by **TISSOT**



Game No: 48

Lineup Analysis

Анализ

CAN 87 vs 56 CZE

CAN

Lineup efficiency

4 PANGOS K	7 EJIM M	8 SCRUBB T	10 MULLINGS D	12 POWELL D	16:47
5 HESLIP B	11 SCRUBB P	13 BACHYNSKI J	14 BURNATOWSKI M	15 KLASSEN O	11:56
4 PANGOS K	5 HESLIP B	6 WILTJER K	14 BURNATOWSKI M	15 KLASSEN O	3:16
5 HESLIP B	6 WILTJER K	11 SCRUBB P	14 BURNATOWSKI M	15 KLASSEN O	2:50
4 PANGOS K	7 EJIM M	8 SCRUBB T	10 MULLINGS D	13 BACHYNSKI J	1:18
4 PANGOS K	6 WILTJER K	8 SCRUBB T	10 MULLINGS D	15 KLASSEN O	1:11
4 PANGOS K	5 HESLIP B	13 BACHYNSKI J	14 BURNATOWSKI M	15 KLASSEN O	1:08
4 PANGOS K	6 WILTJER K	8 SCRUBB T	10 MULLINGS D	12 POWELL D	0:47
10 MULLINGS D	11 SCRUBB P	13 BACHYNSKI J	14 BURNATOWSKI M	15 KLASSEN O	0:40
4 PANGOS K	7 EJIM M	8 SCRUBB T	10 MULLINGS D	15 KLASSEN O	0:07

Score development

4 PANGOS K	7 EJIM M	8 SCRUBB T	10 MULLINGS D	12 POWELL D	16:47	+22
5 HESLIP B	11 SCRUBB P	13 BACHYNSKI J	14 BURNATOWSKI M	15 KLASSEN O	11:56	+6
4 PANGOS K	6 WILTJER K	8 SCRUBB T	10 MULLINGS D	15 KLASSEN O	1:11	+5
4 PANGOS K	6 WILTJER K	8 SCRUBB T	10 MULLINGS D	12 POWELL D	0:47	+3
4 PANGOS K	7 EJIM M	8 SCRUBB T	10 MULLINGS D	13 BACHYNSKI J	1:18	+2
4 PANGOS K	5 HESLIP B	13 BACHYNSKI J	14 BURNATOWSKI M	15 KLASSEN O	1:08	0
4 PANGOS K	5 HESLIP B	6 WILTJER K	14 BURNATOWSKI M	15 KLASSEN O	3:16	-1
4 PANGOS K	7 EJIM M	8 SCRUBB T	10 MULLINGS D	15 KLASSEN O	0:07	-2
10 MULLINGS D	11 SCRUBB P	13 BACHYNSKI J	14 BURNATOWSKI M	15 KLASSEN O	0:40	-2
5 HESLIP B	6 WILTJER K	11 SCRUBB P	14 BURNATOWSKI M	15 KLASSEN O	2:50	-2



Game No: 48

Lineup Analysis

Анализ

CZE

Lineup efficiency


5 MARES M	8 CIZ A	9 CVEK V	12 JIRICEK J	15 VOSLAJER T	8:48
4 SOTNAR M	5 MARES M	9 CVEK V	12 JIRICEK J	15 VOSLAJER T	3:35
4 SOTNAR M	6 ZAMPACH A	9 CVEK V	11 SLAVIK J	14 GNIADK M	3:26
4 SOTNAR M	5 MARES M	9 CVEK V	11 SLAVIK J	14 GNIADK M	2:56
5 MARES M	6 ZAMPACH A	8 CIZ A	12 JIRICEK J	15 VOSLAJER T	2:24
4 SOTNAR M	5 MARES M	8 CIZ A	11 SLAVIK J	13 KRAKOVIC J	2:06
7 VLCEK K	8 CIZ A	9 CVEK V	11 SLAVIK J	12 JIRICEK J	1:58
4 SOTNAR M	8 CIZ A	9 CVEK V	12 JIRICEK J	15 VOSLAJER T	1:53
5 MARES M	8 CIZ A	9 CVEK V	11 SLAVIK J	14 GNIADK M	1:48
6 ZAMPACH A	8 CIZ A	9 CVEK V	11 SLAVIK J	13 KRAKOVIC J	1:38
4 SOTNAR M	5 MARES M	6 ZAMPACH A	11 SLAVIK J	14 GNIADK M	1:29
5 MARES M	7 VLCEK K	9 CVEK V	11 SLAVIK J	13 KRAKOVIC J	1:26
6 ZAMPACH A	8 CIZ A	9 CVEK V	11 SLAVIK J	14 GNIADK M	1:20
5 MARES M	6 ZAMPACH A	8 CIZ A	11 SLAVIK J	14 GNIADK M	1:20
5 MARES M	8 CIZ A	9 CVEK V	11 SLAVIK J	12 JIRICEK J	0:57
5 MARES M	7 VLCEK K	9 CVEK V	11 SLAVIK J	14 GNIADK M	0:52
5 MARES M	8 CIZ A	9 CVEK V	14 GNIADK M	15 VOSLAJER T	0:46
5 MARES M	7 VLCEK K	8 CIZ A	11 SLAVIK J	13 KRAKOVIC J	0:40
7 VLCEK K	8 CIZ A	9 CVEK V	11 SLAVIK J	14 GNIADK M	0:28
4 SOTNAR M	8 CIZ A	9 CVEK V	13 KRAKOVIC J	15 VOSLAJER T	0:07
4 SOTNAR M	6 ZAMPACH A	9 CVEK V	12 JIRICEK J	15 VOSLAJER T	0:03

Score development

5 MARES M	8 CIZ A	9 CVEK V	12 JIRICEK J	15 VOSLAJER T	8:48	+5
4 SOTNAR M	8 CIZ A	9 CVEK V	13 KRAKOVIC J	15 VOSLAJER T	0:07	+2
5 MARES M	8 CIZ A	9 CVEK V	14 GNIADK M	15 VOSLAJER T	0:46	+2
4 SOTNAR M	5 MARES M	9 CVEK V	11 SLAVIK J	14 GNIADK M	2:56	+2
4 SOTNAR M	5 MARES M	8 CIZ A	11 SLAVIK J	13 KRAKOVIC J	2:06	+1
4 SOTNAR M	5 MARES M	9 CVEK V	12 JIRICEK J	15 VOSLAJER T	3:35	+1
7 VLCEK K	8 CIZ A	9 CVEK V	11 SLAVIK J	14 GNIADK M	0:28	0
5 MARES M	7 VLCEK K	8 CIZ A	11 SLAVIK J	13 KRAKOVIC J	0:40	0
5 MARES M	8 CIZ A	9 CVEK V	11 SLAVIK J	12 JIRICEK J	0:57	0
6 ZAMPACH A	8 CIZ A	9 CVEK V	11 SLAVIK J	14 GNIADK M	1:20	-1
5 MARES M	6 ZAMPACH A	8 CIZ A	11 SLAVIK J	14 GNIADK M	1:20	0
5 MARES M	7 VLCEK K	9 CVEK V	11 SLAVIK J	13 KRAKOVIC J	1:26	0
4 SOTNAR M	6 ZAMPACH A	9 CVEK V	12 JIRICEK J	15 VOSLAJER T	0:03	-3
5 MARES M	7 VLCEK K	9 CVEK V	11 SLAVIK J	14 GNIADK M	0:52	-3
4 SOTNAR M	5 MARES M	6 ZAMPACH A	11 SLAVIK J	14 GNIADK M	1:29	-3
5 MARES M	6 ZAMPACH A	8 CIZ A	12 JIRICEK J	15 VOSLAJER T	2:24	-4
4 SOTNAR M	6 ZAMPACH A	9 CVEK V	11 SLAVIK J	14 GNIADK M	3:26	-4
5 MARES M	8 CIZ A	9 CVEK V	11 SLAVIK J	14 GNIADK M	1:48	-5
4 SOTNAR M	8 CIZ A	9 CVEK V	12 JIRICEK J	15 VOSLAJER T	1:53	-5
6 ZAMPACH A	8 CIZ A	9 CVEK V	11 SLAVIK J	13 KRAKOVIC J	1:38	-8
7 VLCEK K	8 CIZ A	9 CVEK V	11 SLAVIK J	12 JIRICEK J	1:58	-8

LEGEND

+ Shot Made - Shot Missed

Timing and Results provided by  TISSOT



Game No: 57

Start List

Стартовый список

AUS vs UAE

Referee: BOZHENAR Viktor (UKR)

Umpire: PEDIEV Volodymyr (UKR) / WU Zhiwei (HKG)

AUS - Australia

No.	Name	Pos	Height m / ft in	Age	Current Games Statistics						
					PPG	FG%	3FG%	FT%	RPG	APG	MPG (GP)
4	NORTON Mitch	G	/	20	3.3	27	14	75	1.5	1.8	17:20 (4)
5	CADEE Jason	F	/	22	12.5	52	60	82	1.5	2.8	22:55 (4)
6	HADZIOMEROVIC Igor	F	/	21	3.3	38	40	25	2.3	1.5	11:05 (4)
7	ODIGIE Owen	F	/	20	0.5	25		0	1.8	1.3	8:33 (4)
8	BLANCHFIELD Todd	F	/	21	6.3	47	42	67	1.8	0.5	16:23 (4)
9	STEINDL Clint	C	/	24	9.0	39	53		0.8	0.8	18:05 (4)
10	BROEKHOFF Ryan	G	/	22	8.0	26	29	100	6.5	2.3	25:39 (4)
11	DUMOVIC Andrija	F	/	20	6.3	46		50	5.0	0.5	14:00 (4)
12	ELLIS Cody	F	/	23	8.0	32	31	80	3.0	1.0	19:35 (4)
13	YOUNG Mitch	F	/	22	11.3	59	50	50	5.0	2.3	21:46 (4)
14	BAIRSTOW Cameron	F	/	22	14.5	48	0	63	8.8	4.0	23:24 (4)
15	ANDRONICOS Matthew	F	/	21	0.0				0.5	0.0	2:21 (2)
Team			/	21.5	82.8	43	39	69	41.3	18.5	
Coach		LEMANIS Andrej									
Assistant Coach		DOWNER Michael					SHORT Rohan				

AUS Played		
PR	CZE	85 - 57
PR	SWE	70 - 53
PR	CAN	83 - 92
PR	USA	93 - 84
PR	UAE	12 JUL

UAE - United Arab Emirates

No.	Name	Pos	Height m / ft in	Age	Current Games Statistics						
					PPG	FG%	3FG%	FT%	RPG	APG	MPG (GP)
4	KHALIFA AHMAD Mubarak	F	1.84/6'0"	18	4.3	26		50	2.7	1.3	19:42 (3)
5	AL BRAIKI Mohamed	F	1.92/6'4"	21	9.8	39	50	50	3.3	1.0	27:22 (4)
6	ZUWAYED KHALIFA Saleh	G	1.75/5'9"	23	13.5	36	0	50	2.8	1.0	30:20 (4)
7	ALFARSI ALJNEIBI Mohamed	C	2.00/6'7"	22	0.5	20		0	1.0	0.3	8:46 (4)
8	ZAAL ALWALI Khamis	G	1.79/5'10"	19	1.7	50		50	1.0	0.0	8:11 (3)
9	ABDULELAH A MOHD Ahmed	F	1.96/6'5"	18	0.0				0.0	0.0	4:25 (1)
10	OMAR ALAMERI Omer	F	1.96/6'5"	21	15.0	38	29	100	3.5	0.8	35:24 (4)
11	ALSHAIBA AL-ALI Mohamed	G	1.70/5'7"	22	0.5	0	0	50	0.0	0.0	2:56 (2)
12	OBAID GHABISH Hamad	G	1.82/6'0"	24	2.3	20	50	67	1.3	0.0	15:36 (4)
13	KHALIFA AHMAD Khalid	F	1.95/6'5"	21	3.5	22	0	50	4.5	0.8	28:54 (4)
14	AHMED AL-ALI Rashid		1.95/6'5"	23	2.8	31		50	4.0	0.3	26:03 (4)
15	AHMAD AL SHABEBI Qais	C	1.98/6'6"	21	4.0	14	0	100	1.0	0.0	16:13 (1)
Team			1.89/6'2"	21.1	53.0	33	26	56	25.5	5.0	
Coach		KALIFAN AHMAD Khalifa Abdulla									
Assistant Coach		BARAKAT Issam									

UAE Played		
PR	USA	46 - 140
PR	CAN	43 - 137
PR	CZE	54 - 100
PR	SWE	69 - 79
PR	AUS	12 JUL

LEGEND

(1)	Point Guard	(2)	Shooting Guard	(3)	Small Forward	(4)	Power Forward	(5)	Centre
(C)	Captain	3FG%	3 Points Field Goals %	APG	Assists per Game	C	Centre	F	Forward
FG%	Field Goals %	FT%	Free Throws %	G	Guard	GP	Games Played	MPG	Minutes Played per Game
Pos	Playing Position	PPG	Points per Game	PR	Preliminary Round	RPG	Rebounds per Game		

Timing and Data Handling by Tissot



Game No: 57

Results
Результаты

Attendance: 28

Match Duration: 1:21

AUS 131 vs 43 UAE
(34:10, 31:10, 35:8, 31:15)

Referee: BOZHENAR Viktor (UKR)

Commissioner:

Umpire: PEDIEV Volodymyr (UKR) / WU Zhiwei (HKG)

Scoring by 5 min intervals:	AUS	Q1		Q2		Q3		Q4	
		UAE	15	34	52	65	83	100	115
		4	10	15	20	22	28	35	43

AUS - Australia

No.	Name	MIN	Field Goals		2 Points		3 Points		Free Throws		Rebounds			AS	TO	ST	BS	PF	FD	PTS
			M/A	%	M/A	%	M/A	%	M/A	%	OR	DR	TOT							
*4	NORTON Mitch	23:22	3/4	75	2/3	67	1/1	100	2/2	100	1	1	2	8	1	0	1	2	1	9
5	CADEE Jason	12:38	6/7	86	4/5	80	2/2	100	0/0	0	0	1	1	0	0	1	0	0	0	14
6	HADZIMEROVIC Igor	18:01	6/7	86	4/4	100	2/3	67	0/0	0	0	6	6	2	2	0	0	2	0	14
7	ODIGIE Owen	19:57	3/5	60	3/3	100	0/2	0	2/2	100	0	1	1	4	1	1	0	2	3	8
*8	BLANCHFIELD Todd	25:03	7/11	64	3/3	100	4/8	50	1/1	100	0	3	3	5	1	1	1	0	1	19
*9	STEINDL Clint	20:59	9/11	82	6/6	100	3/5	60	0/0	0	1	3	4	2	0	1	0	1	0	21
10	BROEKHOFF Ryan	0:00	0/0	0	0/0	0	0/0	0	0/0	0	0	0	0	0	0	0	0	0	0	0
*11	DUMOVIC Andrija	20:25	5/6	83	5/6	83	0/0	0	1/2	50	3	6	9	5	1	0	0	0	2	11
12	ELLIS Cody	22:58	8/14	57	7/9	78	1/5	20	0/1	0	1	5	6	1	0	0	1	0	1	17
13	YOUNG Mitch	13:27	0/2	0	0/2	0	0/0	0	4/4	100	1	3	4	7	0	0	0	1	2	4
*14	BAIRSTOW Cameron	6:31	2/2	100	2/2	100	0/0	0	0/0	0	0	2	2	1	0	0	0	1	1	4
15	ANDRONICOS Matthew	16:39	3/3	100	3/3	100	0/0	0	4/4	100	3	3	6	3	0	1	1	0	3	10
Team / Coach											1	1	2		0					
Totals			52/72	72	39/46	85	13/26	50	14/16	88	11	35	46	38	6	5	4	9	14	131
Coach		LEMANIS Andrej																		
Assistant Coach		DOWNER Michael									SHORT Rohan									

UAE - United Arab Emirates

No.	Name	MIN	Field Goals		2 Points		3 Points		Free Throws		Rebounds			AS	TO	ST	BS	PF	FD	PTS
			M/A	%	M/A	%	M/A	%	M/A	%	OR	DR	TOT							
*4	KHALIFA AHMAD Mubarak	30:25	2/9	22	2/9	22	0/0	0	0/1	0	0	1	1	2	3	1	0	1	2	4
*5	AL BRAIKI Mohamed	24:16	3/5	60	3/5	60	0/0	0	1/2	50	0	1	1	0	1	0	0	1	2	7
6	ZUWAYED KHALIFA Saleh	0:00	0/0	0	0/0	0	0/0	0	0/0	0	0	0	0	0	0	0	0	0	0	0
*7	ALFARSI ALJNEIBI Mohamed	22:31	0/3	0	0/3	0	0/0	0	2/2	100	0	1	1	0	2	1	2	5	1	2
8	ZAAL ALWALI Khamis	16:44	4/9	44	4/8	50	0/1	0	0/0	0	2	0	2	2	0	2	0	1	1	8
9	ABDULELAH A MOHD Ahmed	3:40	0/0	0	0/0	0	0/0	0	0/0	0	0	0	0	0	0	1	0	1	0	0
*10	OMAR ALAMERI Omer	31:08	4/12	33	3/4	75	1/8	13	0/0	0	0	3	3	0	0	0	0	2	0	9
11	ALSHAIBA AL-ALI Mohamed	4:33	1/1	100	0/0	0	1/1	100	0/0	0	0	0	0	0	0	0	0	0	0	3
12	OBAID GHABISH Hamad	24:21	1/5	20	1/5	20	0/0	0	2/4	50	1	1	2	0	1	0	0	0	3	4
13	KHALIFA AHMAD Khalid	9:12	0/2	0	0/2	0	0/0	0	0/0	0	0	0	0	0	1	0	0	1	0	0
*14	AHMED AL-ALI Rashid	33:10	3/12	25	3/12	25	0/0	0	0/0	0	1	2	3	0	3	0	0	2	0	6
15	AHMAD AL SHABEBI Qais	0:00	0/0	0	0/0	0	0/0	0	0/0	0	0	0	0	0	0	0	0	0	0	0
Team / Coach											0	2	2		4					
Totals			18/58	31	16/48	33	2/10	20	5/9	56	4	11	15	4	15	5	2	14	9	43
Coach		KALIFAN AHMAD Khalifa Abdulla																		
Assistant Coach		BARAKAT Issam																		

	AUS	UAE
Points from Turnovers	23	7
Points in the Paint	72	28
Second Chance Points	22	6
Fast Break Points	26	14

	AUS	UAE
Biggest Lead	93	2
Biggest Scoring Run	14-0 (29-6)	5-0 (131-43)
Lead Changes	1	
Times Tied	2	

LEGEND			
%	Shooting Percentage	(C)	Captain
BS	Blocked Shots	DR	Defensive Rebounds
OR	Offensive Rebounds	OTx	Overtime
S	Suspended	ST	Steals
(I)	Injured	FD	Fouls Drawn
PF	Fouls	PTS	Points
TOT	Total Rebounds	*	Starters
M/A	Made / Attempts	AS	Assists
MIN	Minutes Played	Qx	Quarter Time

Timing and Data Handling by Tissot



Game No: 57

Shot Chart

Схема бросков

AUS 131 vs 43 UAE

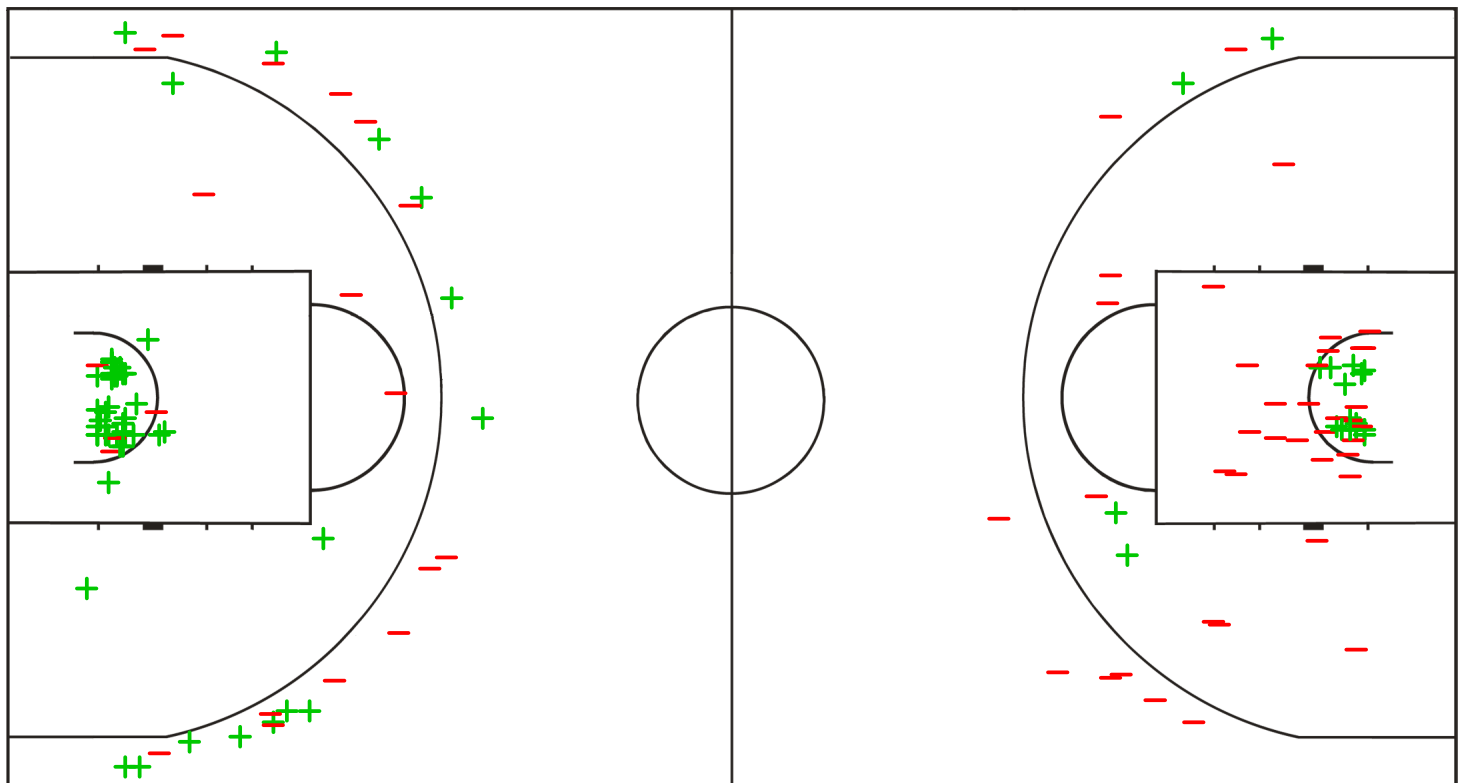
(34 - 10, 31 - 10, 35 - 8, 31 - 15)

Scoring by 5 min intervals:

	Q1		Q2		Q3		Q4	
AUS	15	34	52	65	83	100	115	131
UAE	4	10	15	20	22	28	35	43

AUS - Australia

UAE - United Arab Emirates



LEGEND

+ Shot Made

- Shot Missed

Timing and Data Handling by Tissot



Game No: 57

Shot Chart

Схема бросков

AUS 131 vs 43 UAE

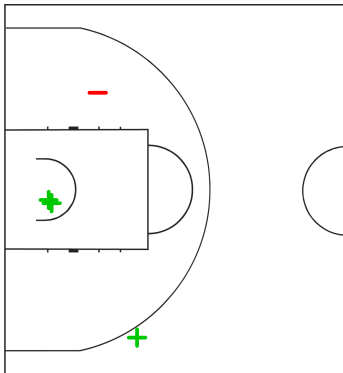
(34 - 10, 31 - 10, 35 - 8, 31 - 15)

Scoring by 5 min intervals:

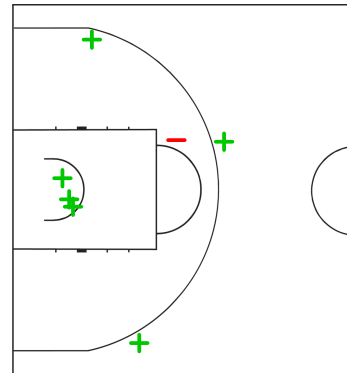
	Q1		Q2		Q3		Q4	
AUS	15	34	52	65	83	100	115	131
UAE	4	10	15	20	22	28	35	43

AUS - Australia

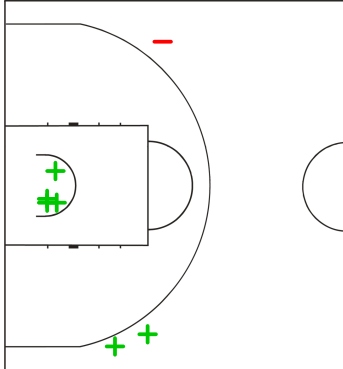
4 NORTON Mitch



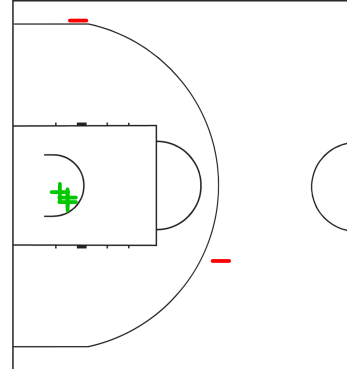
5 CADEE Jason



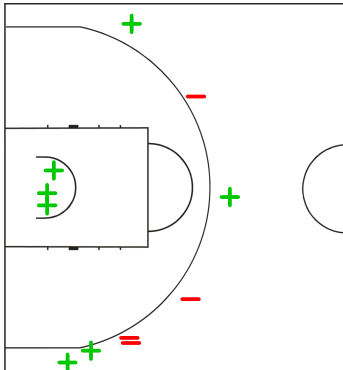
6 HADZIOMEROVIC Igor



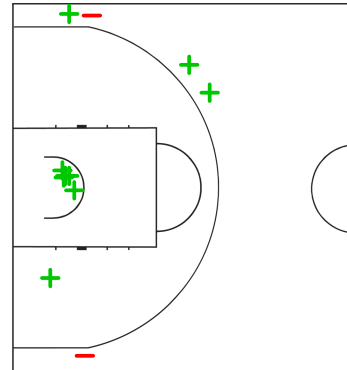
7 ODIGIE Owen



8 BLANCHFIELD Todd



9 STEINDL Clint



LEGEND

+ Shot Made

- Shot Missed

Timing and Data Handling by Tissot



Game No: 57

Shot Chart

Схема бросков

AUS 131 vs 43 UAE

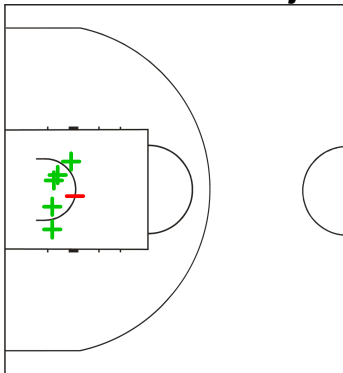
(34 - 10, 31 - 10, 35 - 8, 31 - 15)

Scoring by 5 min intervals:

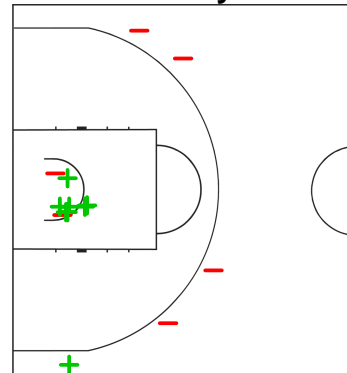
	Q1		Q2		Q3		Q4	
AUS	15	34	52	65	83	100	115	131
UAE	4	10	15	20	22	28	35	43

AUS - Australia

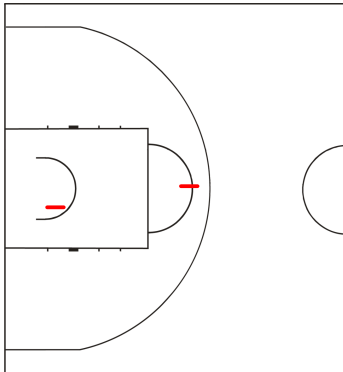
11 DUMOVIC Andrija



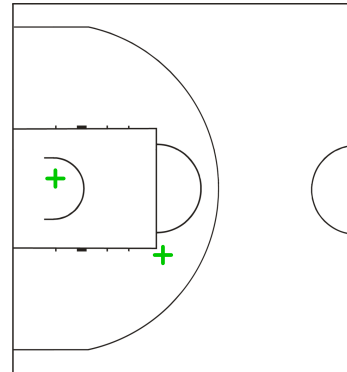
12 ELLIS Cody



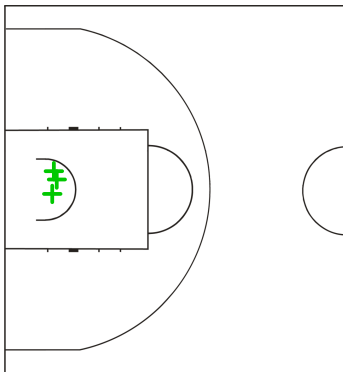
13 YOUNG Mitch



14 BAIRSTOW Cameron



15 ANDRONICOS Matthew



LEGEND

+ Shot Made

-

Shot Missed

Timing and Data Handling by Tissot



Game No: 57

Shot Chart

Схема бросков

AUS 131 vs 43 UAE

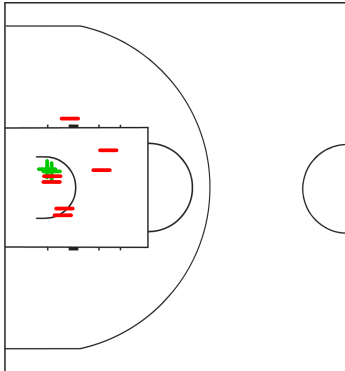
(34 - 10, 31 - 10, 35 - 8, 31 - 15)

Scoring by 5 min intervals:

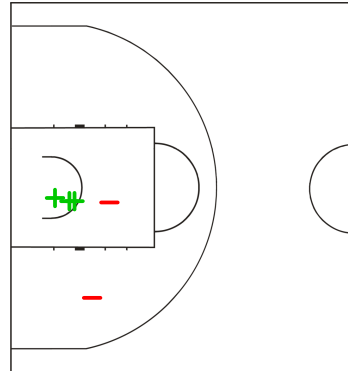
	Q1		Q2		Q3		Q4	
AUS	15	34	52	65	83	100	115	131
UAE	4	10	15	20	22	28	35	43

UAE - United Arab Emirates

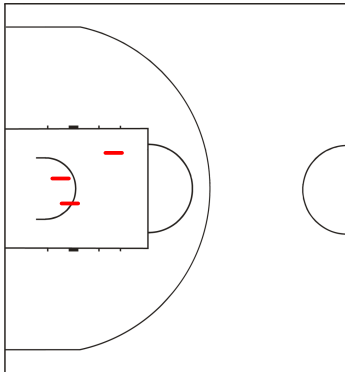
4 KHALIFA AHMAD Mubarak



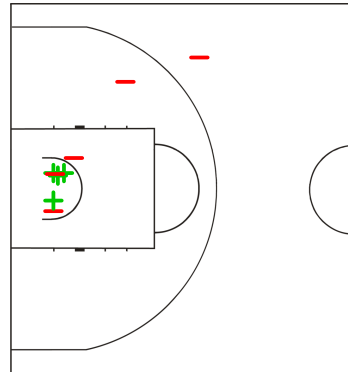
5 AL BRAIKI Mohamed



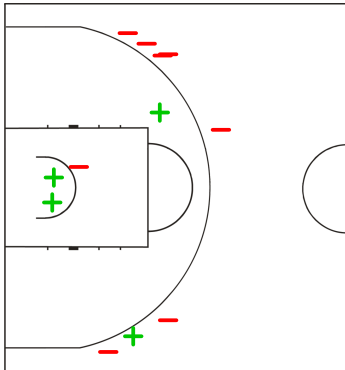
7 ALFARSI ALJNEIBI Mohamed



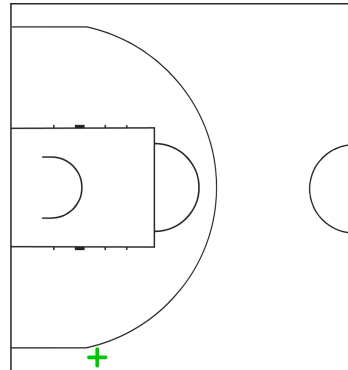
8 ZAAL ALWALI Khamis



10 OMAR ALAMERI Omer



11 ALSHAIBA AL-ALI Mohamed



LEGEND

+ Shot Made

- Shot Missed

Timing and Data Handling by Tissot



Game No: 57

Shot Chart

Схема бросков

AUS 131 vs 43 UAE

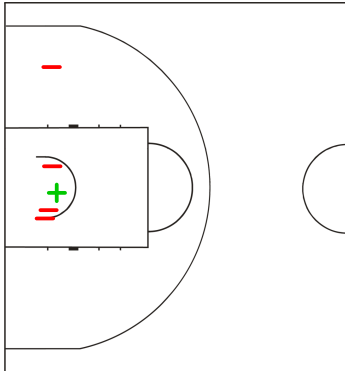
(34 - 10, 31 - 10, 35 - 8, 31 - 15)

Scoring by 5 min intervals:

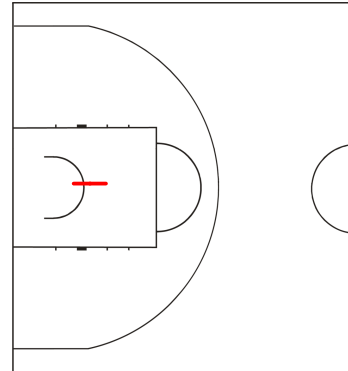
	Q1		Q2		Q3		Q4	
AUS	15	34	52	65	83	100	115	131
UAE	4	10	15	20	22	28	35	43

UAE - United Arab Emirates

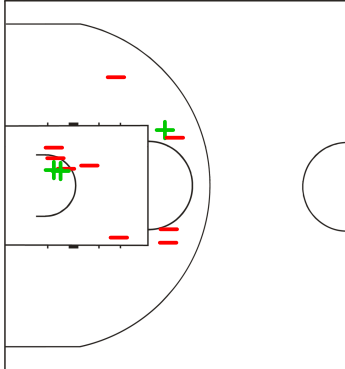
12 OBAID GHABISH Hamad



13 KHALIFA AHMAD Khalid



14 AHMED AL-ALI Rashid



LEGEND

+ Shot Made

-

Shot Missed

Timing and Data Handling by Tissot



Game No: 57

Lineup Analysis

Анализ

AUS 131 vs 43 UAE

AUS

Lineup efficiency

4 NORTON M	8 BLANCHFIELD T	9 STEINDL C	11 DUMOVIC A	12 ELLIS C	8:48
5 CADEE J	6 HADZIOMEROVIC I	7 ODIGIE O	13 YOUNG M	15 ANDRONICOS M	5:58
4 NORTON M	8 BLANCHFIELD T	9 STEINDL C	11 DUMOVIC A	14 BAIRSTOW C	4:12
6 HADZIOMEROVIC I	7 ODIGIE O	8 BLANCHFIELD T	12 ELLIS C	15 ANDRONICOS M	3:40
5 CADEE J	6 HADZIOMEROVIC I	7 ODIGIE O	12 ELLIS C	13 YOUNG M	2:56
4 NORTON M	7 ODIGIE O	9 STEINDL C	11 DUMOVIC A	12 ELLIS C	2:52
6 HADZIOMEROVIC I	7 ODIGIE O	8 BLANCHFIELD T	13 YOUNG M	15 ANDRONICOS M	2:16
4 NORTON M	6 HADZIOMEROVIC I	9 STEINDL C	11 DUMOVIC A	12 ELLIS C	1:23
4 NORTON M	7 ODIGIE O	8 BLANCHFIELD T	11 DUMOVIC A	12 ELLIS C	1:22
4 NORTON M	5 CADEE J	8 BLANCHFIELD T	14 BAIRSTOW C	15 ANDRONICOS M	1:16
5 CADEE J	6 HADZIOMEROVIC I	9 STEINDL C	11 DUMOVIC A	12 ELLIS C	1:04
4 NORTON M	8 BLANCHFIELD T	9 STEINDL C	14 BAIRSTOW C	15 ANDRONICOS M	1:03
4 NORTON M	7 ODIGIE O	8 BLANCHFIELD T	13 YOUNG M	15 ANDRONICOS M	0:53
4 NORTON M	8 BLANCHFIELD T	9 STEINDL C	12 ELLIS C	15 ANDRONICOS M	0:53
5 CADEE J	6 HADZIOMEROVIC I	9 STEINDL C	11 DUMOVIC A	13 YOUNG M	0:44
4 NORTON M	5 CADEE J	8 BLANCHFIELD T	13 YOUNG M	15 ANDRONICOS M	0:40

Score development

4 NORTON M	8 BLANCHFIELD T	9 STEINDL C	11 DUMOVIC A	12 ELLIS C	8:48	+25
5 CADEE J	6 HADZIOMEROVIC I	7 ODIGIE O	12 ELLIS C	13 YOUNG M	2:56	+10
4 NORTON M	8 BLANCHFIELD T	9 STEINDL C	11 DUMOVIC A	14 BAIRSTOW C	4:12	+9
5 CADEE J	6 HADZIOMEROVIC I	7 ODIGIE O	13 YOUNG M	15 ANDRONICOS M	5:58	+8
4 NORTON M	5 CADEE J	8 BLANCHFIELD T	14 BAIRSTOW C	15 ANDRONICOS M	1:16	+5
4 NORTON M	7 ODIGIE O	9 STEINDL C	11 DUMOVIC A	12 ELLIS C	2:52	+5
6 HADZIOMEROVIC I	7 ODIGIE O	8 BLANCHFIELD T	12 ELLIS C	15 ANDRONICOS M	3:40	+5
5 CADEE J	6 HADZIOMEROVIC I	9 STEINDL C	11 DUMOVIC A	13 YOUNG M	0:44	+4
4 NORTON M	7 ODIGIE O	8 BLANCHFIELD T	13 YOUNG M	15 ANDRONICOS M	0:53	+4
4 NORTON M	8 BLANCHFIELD T	9 STEINDL C	12 ELLIS C	15 ANDRONICOS M	0:53	+4
6 HADZIOMEROVIC I	7 ODIGIE O	8 BLANCHFIELD T	13 YOUNG M	15 ANDRONICOS M	2:16	+3
4 NORTON M	5 CADEE J	8 BLANCHFIELD T	13 YOUNG M	15 ANDRONICOS M	0:40	+2
4 NORTON M	8 BLANCHFIELD T	9 STEINDL C	14 BAIRSTOW C	15 ANDRONICOS M	1:03	+2
4 NORTON M	7 ODIGIE O	8 BLANCHFIELD T	11 DUMOVIC A	12 ELLIS C	1:22	+2
5 CADEE J	6 HADZIOMEROVIC I	9 STEINDL C	11 DUMOVIC A	12 ELLIS C	1:04	0
4 NORTON M	6 HADZIOMEROVIC I	9 STEINDL C	11 DUMOVIC A	12 ELLIS C	1:23	0



Game No: 58

Start List

Стартовый список

CZE vs SWE

Referee: VECHERSKIS Mindaugas (LTU)

Umpire: SHORT Thomas (USA) / ZAPOLSKI Dariusz (POL)

CZE - Czech Republic

No.	Name	Pos	Height m / ft in	Age	Current Games Statistics						
					PPG	FG%	3FG%	FT%	RPG	APG	MPG (GP)
4	SOTNAR Michal		1.88/6'2"	20	4.3	30	20	38	1.5	1.0	16:49 (4)
5	MARES Michal		1.92/6'4"	20	7.3	43	33	100	1.8	1.5	20:37 (4)
6	ZAMPACH Adam		1.98/6'6"	23	4.5	44	0	80	1.8	0.3	11:56 (4)
7	VLCEK Krystof		1.95/6'5"	22	2.8	50		60	0.5	0.8	11:11 (4)
8	CIZ Adam		1.92/6'4"	21	10.5	39	33	63	2.3	2.5	24:22 (4)
9	CVEK Viktor		2.00/6'7"	24	4.0	23	9	63	3.5	1.0	20:32 (4)
10	PETERKA Ondrej		1.98/6'6"	22	6.3	40	27		2.3	0.3	17:34 (3)
11	SLAVIK Jiri		2.03/6'8"	23	4.3	36	0	50	5.8	1.0	19:44 (4)
12	JIRICEK Jan		2.03/6'8"	23	6.5	44	0	67	3.5	1.0	12:09 (4)
13	KRAKOVIC Jakub		2.05/6'9"	22	4.0	13	0	67	3.0	0.3	13:30 (4)
14	GNIADK Martin		2.03/6'8"	23	4.3	35	40	100	1.8	1.0	16:07 (4)
15	VOSLAJER Tomas		2.11/6'11"	22	9.5	39	25	93	8.5	0.5	19:48 (4)
Team			1.99/6'6"	22.1	66.5	36	24	70	40.8	11.0	
Coach		PETERKA Lubomir									
Assistant Coach		BENES Pavel									

CZE Played		
PR	AUS	57 - 85
PR	USA	53 - 96
PR	UAE	100 - 54
PR	CAN	56 - 87
PR	SWE	12 JUL

SWE - Sweden

No.	Name	Pos	Height m / ft in	Age	Current Games Statistics						
					PPG	FG%	3FG%	FT%	RPG	APG	MPG (GP)
4	BARTON Charles	G	1.91/6'3"	21	5.5	26	20	100	2.3	2.0	24:41 (4)
5	JOSEPH Mike	G	1.84/6'0"	22	6.0	42	50	83	2.3	4.0	26:07 (4)
6	CZERAPOWICZ Chris	G	2.00/6'7"	21	14.5	35	33	75	5.5	1.8	27:38 (4)
7	KARLSSON Andreas	G	2.00/6'7"	24	3.8	40	50	50	2.3	0.5	14:24 (4)
8	SUNDSTROM Gustav	G	1.99/6'6"	22	4.5	33	17	60	0.8	0.3	16:17 (4)
10	LINDELL Odin	F	2.05/6'9"	23	6.5	48		40	4.3	0.3	22:45 (4)
11	RONSTROM Johan	F	2.02/6'8"	23	0.7	25	0		0.3	0.3	5:49 (3)
12	NORMAN Sebastian	C	2.07/6'9"	20	3.0	42		50	1.5	0.3	12:23 (4)
13	HARTMAN Richard	F	2.01/6'7"	24	6.5	60		17	3.5	0.5	14:07 (2)
14	LINDQVIST Alexander	F	2.05/6'9"	22	12.8	42	40	77	6.3	1.0	24:03 (4)
15	HAMPTON Pierre	F	2.01/6'7"	22	6.3	33	14	83	3.8	1.5	20:12 (4)
Team			2.00/6'7"	22.2	66.5	38	28	64	35.0	12.0	
Coach		BOSNIC Vedran									
Assistant Coach		BENGTSSON Viktor									

SWE Played		
PR	CAN	69 - 84
PR	AUS	53 - 70
PR	USA	65 - 83
PR	UAE	79 - 69
PR	CZE	12 JUL

LEGEND

(1)	Point Guard	(2)	Shooting Guard	(3)	Small Forward	(4)	Power Forward	(5)	Centre
(C)	Captain	3FG%	3 Points Field Goals %	APG	Assists per Game	C	Centre	F	Forward
FG%	Field Goals %	FT%	Free Throws %	G	Guard	GP	Games Played	MPG	Minutes Played per Game
Pos	Playing Position	PPG	Points per Game	PR	Preliminary Round	RPG	Rebounds per Game		

Timing and Data Handling by Tissot



Game No: 58

Results

Результаты

Match Duration: 1:38

CZE 65 vs 63 SWE

(18:15, 14:17, 21:14, 12:17)

Referee: VECHERSKIS Mindaugas (LTU)

Commissioner:

Umpire: SHORT Thomas (USA) / ZAPOLSKI Dariusz (POL)

Scoring by 5 min intervals:	CZE	Q1	Q2	Q3	Q4	SWE
		9 18	24 32	43 53	58 65	
		7 15	27 32	38 46	58 63	

CZE - Czech Republic

No.	Name	MIN	Field Goals		2 Points		3 Points		Free Throws		Rebounds			AS	TO	ST	BS	PF	FD	PTS
			M/A	%	M/A	%	M/A	%	M/A	%	OR	DR	TOT							
4	SOTNAR Michal	6:42	0/1	0	0/0	0	0/1	0	0/0	0	0	0	0	0	2	0	0	1	1	0
*5	MARES Michal	31:11	1/6	17	0/4	0	1/2	50	2/2	100	2	1	3	2	2	0	0	2	2	5
6	ZAMPACH Adam	10:00	2/3	67	2/3	67	0/0	0	0/0	0	0	2	2	1	1	0	0	0	0	4
7	VLCEK Krystof	0:00	0/0	0	0/0	0	0/0	0	0/0	0	0	0	0	0	0	0	0	0	0	0
*8	CIZ Adam	33:18	5/13	38	2/7	29	3/6	50	0/2	0	1	3	4	7	3	1	0	4	4	13
*9	CVEK Viktor	29:54	3/6	50	2/3	67	1/3	33	0/0	0	1	3	4	3	1	2	0	0	2	7
10	PETERKA Ondrej	8:55	0/3	0	0/0	0	0/3	0	0/0	0	0	0	0	0	0	0	0	2	0	0
11	SLAVIK Jiri	27:25	6/10	60	6/9	67	0/1	0	5/9	56	1	6	7	0	1	0	1	4	8	17
*12	JIRICEK Jan	17:45	4/9	44	4/9	44	0/0	0	0/0	0	5	0	5	3	3	1	0	3	1	8
13	KRAKOVIC Jakub	0:00	0/0	0	0/0	0	0/0	0	0/0	0	0	0	0	0	0	0	0	0	0	0
14	GNIADK Martin	22:15	3/8	38	1/4	25	2/4	50	0/0	0	3	3	6	0	1	1	0	4	0	8
*15	VOSLAJER Tomas	12:35	1/3	33	1/3	33	0/0	0	1/2	50	0	2	2	1	1	0	1	0	3	3
Team / Coach																				
Totals			25/62	40	18/42	43	7/20	35	8/15	53	16	22	38	17	15	5	2	20	21	65
Coach		PETERKA Lubomir																		
Assistant Coach		BENES Pavel																		

SWE - Sweden

No.	Name	MIN	Field Goals		2 Points		3 Points		Free Throws		Rebounds			AS	TO	ST	BS	PF	FD	PTS
			M/A	%	M/A	%	M/A	%	M/A	%	OR	DR	TOT							
4	BARTON Charles	25:52	1/5	20	1/2	50	0/3	0	1/2	50	0	1	1	5	1	1	0	2	2	3
*5	JOSEPH Mike	27:29	0/5	0	0/3	0	0/2	0	3/4	75	0	0	0	4	3	1	0	1	3	3
*6	CZERAPOWICZ Chris	32:58	4/12	33	4/9	44	0/3	0	3/4	75	1	2	3	3	2	1	0	2	3	11
7	KARLSSON Andreas	1:44	0/0	0	0/0	0	0/0	0	0/0	0	0	0	0	0	0	0	0	0	0	0
8	SUNDSTROM Gustav	22:02	7/13	54	7/13	54	0/0	0	2/2	100	1	3	4	0	1	1	0	4	4	16
*10	LINDELL Odin	13:50	1/4	25	1/4	25	0/0	0	0/0	0	2	0	2	0	0	0	0	3	1	2
11	RONSTROM Johan	0:00	0/0	0	0/0	0	0/0	0	0/0	0	0	0	0	0	0	0	0	0	0	0
12	NORMAN Sebastian	7:34	1/2	50	1/2	50	0/0	0	0/0	0	1	2	3	0	0	0	0	0	0	2
13	HARTMAN Richard	11:19	1/1	100	1/1	100	0/0	0	0/0	0	1	2	3	0	0	0	0	5	0	2
*14	LINDQVIST Alexander	31:49	4/10	40	2/7	29	2/3	67	4/4	100	2	5	7	1	1	1	0	1	4	14
*15	HAMPTON Pierre	25:23	4/8	50	3/4	75	1/4	25	1/2	50	1	4	5	2	0	0	0	3	3	10
Team / Coach																				
Totals			23/60	38	20/45	44	3/15	20	14/18	78	12	25	37	15	10	5	0	21	20	63
Coach		BOSNIC Vedran																		
Assistant Coach		BENGTSSON Viktor																		

	CZE	SWE
Points from Turnovers	13	10
Points in the Paint	36	32
Second Chance Points	21	7
Fast Break Points	6	6

	CZE	SWE
Biggest Lead	9	9
Biggest Scoring Run	10-0 (28-27)	14-0 (18-27)
Lead Changes	7	
Times Tied	6	

LEGEND			
%	Shooting Percentage	(C)	Captain
BS	Blocked Shots	DR	Defensive Rebounds
OR	Offensive Rebounds	OTx	Overtime
S	Suspended	ST	Steals
(I)	Injured	FD	Fouls Drawn
PF	Fouls	M/A	Made / Attempts
PTS	Points	AS	Assists
TOT	Total Rebounds	MIN	Minutes Played
		Qx	Quarter Time

Timing and Data Handling by Tissot



Game No: 58

Shot Chart

Схема бросков

CZE 65 vs 63 SWE

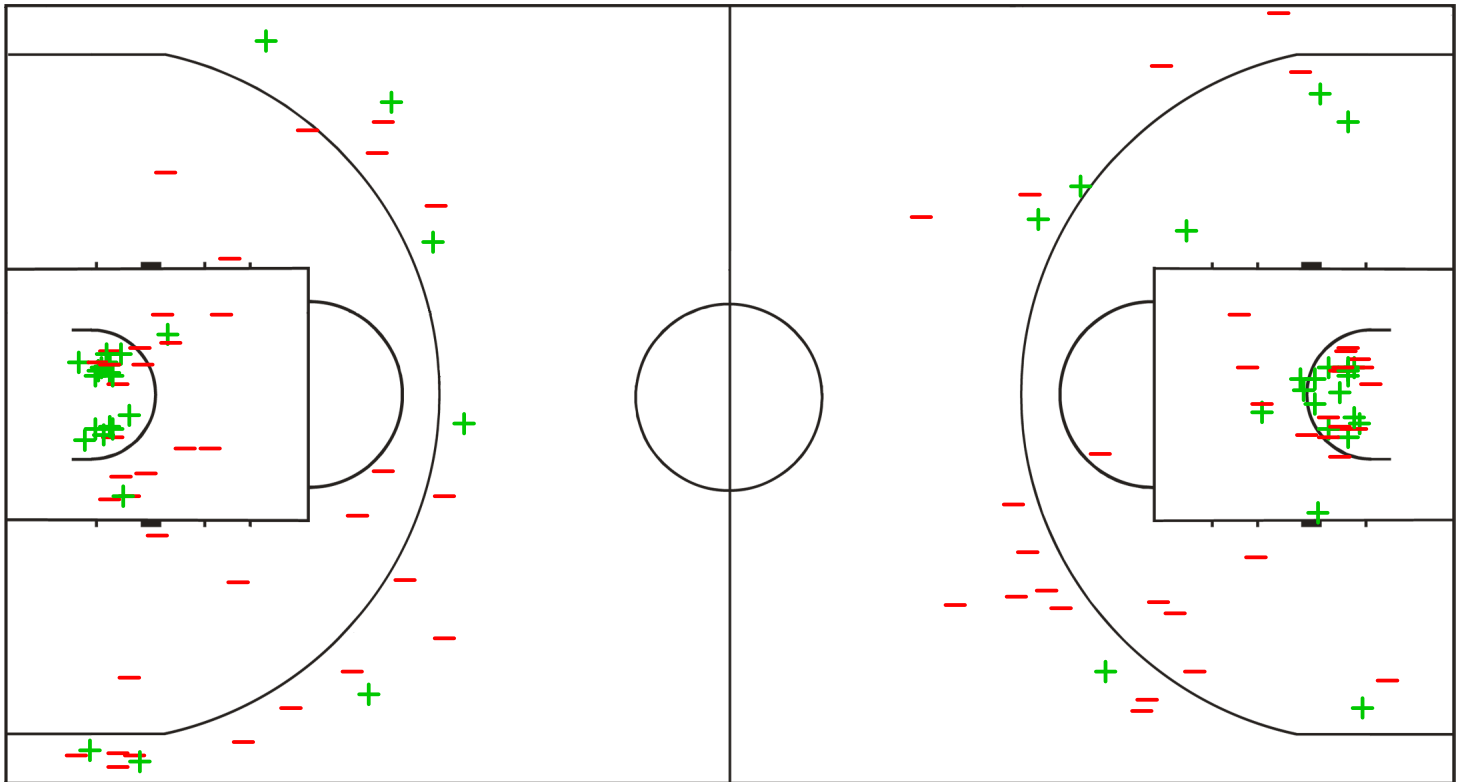
(18 - 15, 14 - 17, 21 - 14, 12 - 17)

Scoring by 5 min intervals:

	Q1		Q2		Q3		Q4	
CZE	9	18	24	32	43	53	58	65
SWE	7	15	27	32	38	46	58	63

CZE - Czech Republic

SWE - Sweden



LEGEND

+ Shot Made

- Shot Missed

Timing and Data Handling by Tissot



Game No: 58

Shot Chart

Схема бросков

CZE 65 vs 63 SWE

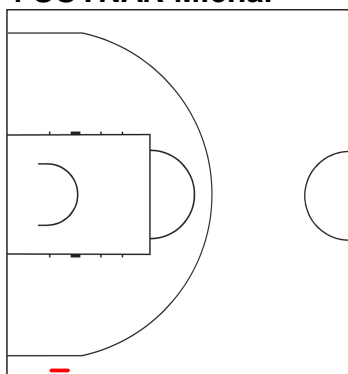
(18 - 15, 14 - 17, 21 - 14, 12 - 17)

Scoring by 5 min intervals:

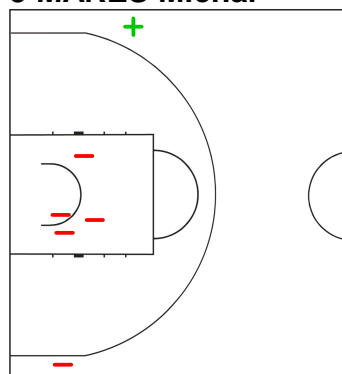
	Q1		Q2		Q3		Q4	
CZE	9	18	24	32	43	53	58	65
SWE	7	15	27	32	38	46	58	63

CZE - Czech Republic

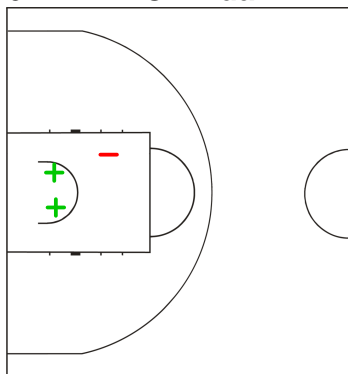
4 SOTNAR Michal



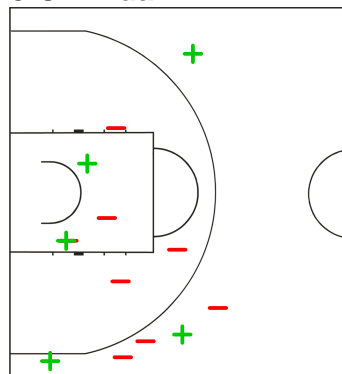
5 MARES Michal



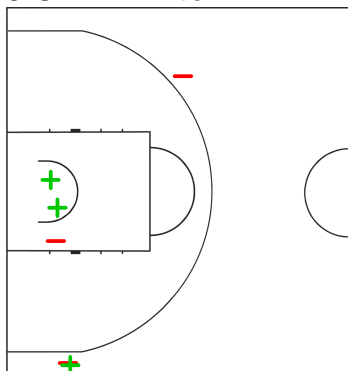
6 ZAMPACH Adam



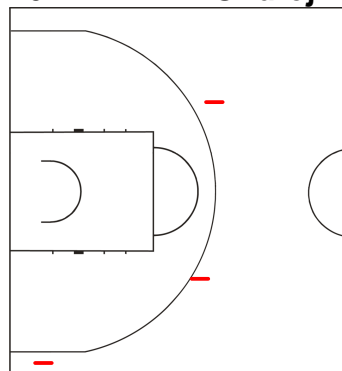
8 CIZ Adam



9 CVEK Viktor



10 PETERKA Ondrej



LEGEND

+ Shot Made

-

Shot Missed

Timing and Data Handling by Tissot



Game No: 58

Shot Chart

Схема бросков

CZE 65 vs 63 SWE

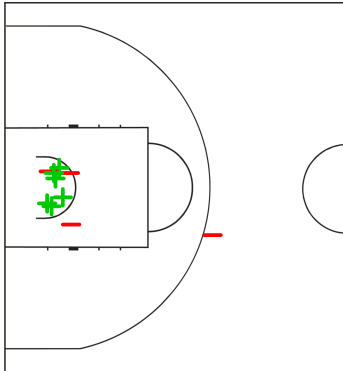
(18 - 15, 14 - 17, 21 - 14, 12 - 17)

Scoring by 5 min intervals:

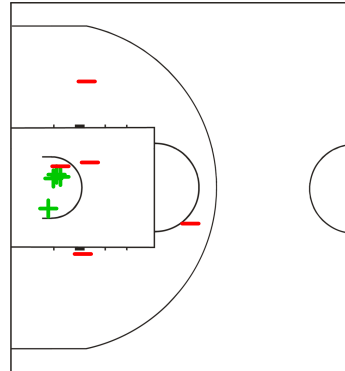
	Q1		Q2		Q3		Q4	
CZE	9	18	24	32	43	53	58	65
SWE	7	15	27	32	38	46	58	63

CZE - Czech Republic

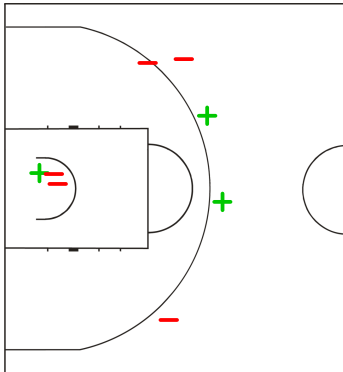
11 SLAVIK Jiri



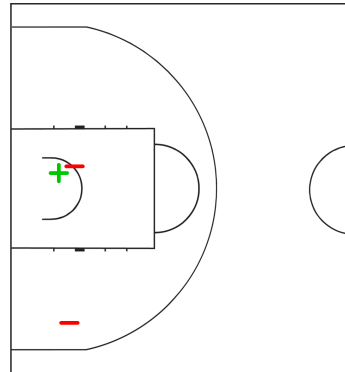
12 JIRICEK Jan



14 GNIADK Martin



15 VOSLAJER Tomas



LEGEND

+ Shot Made

- Shot Missed

Timing and Data Handling by Tissot



Game No: 58

Shot Chart

Схема бросков

CZE 65 vs 63 SWE

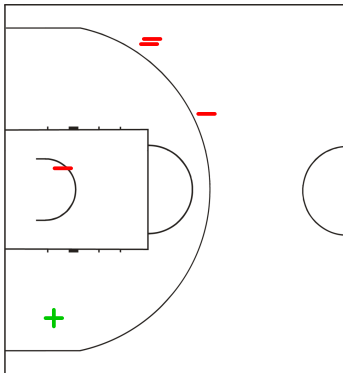
(18 - 15, 14 - 17, 21 - 14, 12 - 17)

Scoring by 5 min intervals:

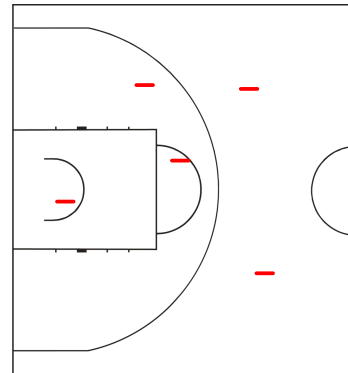
	Q1		Q2		Q3		Q4	
CZE	9	18	24	32	43	53	58	65
SWE	7	15	27	32	38	46	58	63

SWE - Sweden

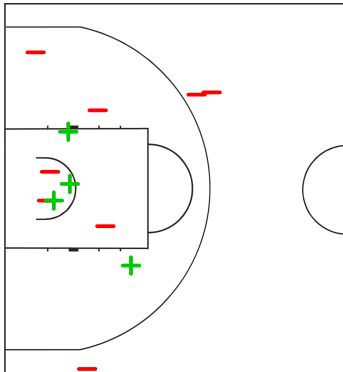
4 BARTON Charles



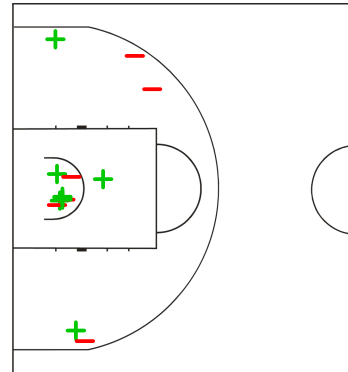
5 JOSEPH Mike



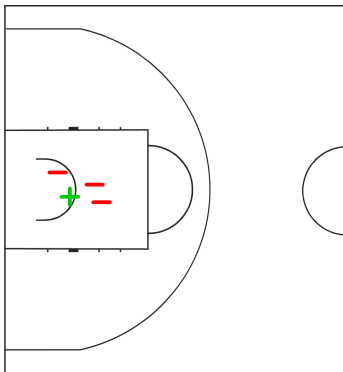
6 CZERAPOWICZ Chris



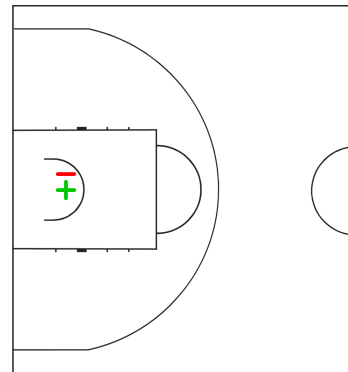
8 SUNDSTROM Gustav



10 LINDELL Odin



12 NORMAN Sebastian



LEGEND

+ Shot Made

-

Shot Missed

Timing and Data Handling by Tissot



Game No: 58

Shot Chart

Схема бросков

CZE 65 vs 63 SWE

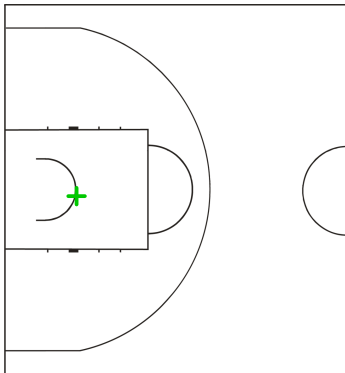
(18 - 15, 14 - 17, 21 - 14, 12 - 17)

Scoring by 5 min intervals:

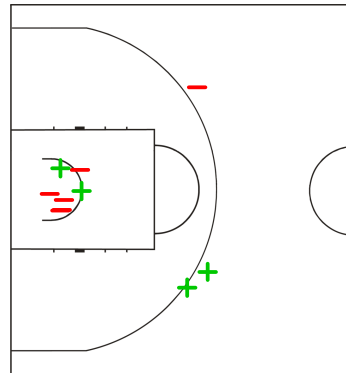
	Q1		Q2		Q3		Q4	
CZE	9	18	24	32	43	53	58	65
SWE	7	15	27	32	38	46	58	63

SWE - Sweden

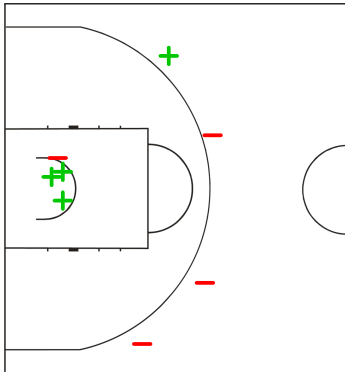
13 HARTMAN Richard



14 LINDQVIST Alexander



15 HAMPTON Pierre



LEGEND

+ Shot Made

-

Shot Missed

Timing and Data Handling by Tissot



Game No: 58

Lineup Analysis

Анализ

CZE 65 vs 63 SWE

CZE

Lineup efficiency

5 MARES M	8 CIZ A	9 CVEK V	11 SLAVIK J	14 GNIADEK M	8:51
6 ZAMPACH A	8 CIZ A	9 CVEK V	14 GNIADEK M	15 VOSLAJER T	7:04
5 MARES M	8 CIZ A	9 CVEK V	11 SLAVIK J	12 JIRICEK J	6:43
5 MARES M	8 CIZ A	9 CVEK V	12 JIRICEK J	15 VOSLAJER T	5:31
4 SOTNAR M	5 MARES M	10 PETERKA O	11 SLAVIK J	12 JIRICEK J	4:19
5 MARES M	6 ZAMPACH A	8 CIZ A	11 SLAVIK J	14 GNIADEK M	1:38
5 MARES M	8 CIZ A	10 PETERKA O	11 SLAVIK J	14 GNIADEK M	1:30
4 SOTNAR M	5 MARES M	6 ZAMPACH A	11 SLAVIK J	14 GNIADEK M	1:18
5 MARES M	8 CIZ A	10 PETERKA O	11 SLAVIK J	12 JIRICEK J	1:12
4 SOTNAR M	9 CVEK V	10 PETERKA O	11 SLAVIK J	14 GNIADEK M	0:56
8 CIZ A	9 CVEK V	10 PETERKA O	11 SLAVIK J	14 GNIADEK M	0:49
4 SOTNAR M	5 MARES M	10 PETERKA O	11 SLAVIK J	14 GNIADEK M	0:09

Score development

6 ZAMPACH A	8 CIZ A	9 CVEK V	14 GNIADEK M	15 VOSLAJER T	7:04	+9
5 MARES M	8 CIZ A	9 CVEK V	11 SLAVIK J	12 JIRICEK J	6:43	+6
5 MARES M	8 CIZ A	9 CVEK V	11 SLAVIK J	14 GNIADEK M	8:51	+3
5 MARES M	8 CIZ A	9 CVEK V	12 JIRICEK J	15 VOSLAJER T	5:31	+2
4 SOTNAR M	5 MARES M	10 PETERKA O	11 SLAVIK J	14 GNIADEK M	0:09	-1
5 MARES M	6 ZAMPACH A	8 CIZ A	11 SLAVIK J	14 GNIADEK M	1:38	0
4 SOTNAR M	5 MARES M	10 PETERKA O	11 SLAVIK J	12 JIRICEK J	4:19	0
4 SOTNAR M	9 CVEK V	10 PETERKA O	11 SLAVIK J	14 GNIADEK M	0:56	-2
4 SOTNAR M	5 MARES M	6 ZAMPACH A	11 SLAVIK J	14 GNIADEK M	1:18	-2
5 MARES M	8 CIZ A	10 PETERKA O	11 SLAVIK J	12 JIRICEK J	1:12	-3
8 CIZ A	9 CVEK V	10 PETERKA O	11 SLAVIK J	14 GNIADEK M	0:49	-5
5 MARES M	8 CIZ A	10 PETERKA O	11 SLAVIK J	14 GNIADEK M	1:30	-5



Game No: 56

Start List

Стартовый список

CAN vs USA

Referee: MIKHAYLOV Sergey (RUS)

Umpire: SAREKOSKI Yrjo Johannes (FIN) / DINIZ Karla (BRA)

CAN - Canada

No.	Name	Pos	Height m / ft in	Age	Current Games Statistics						
					PPG	FG%	3FG%	FT%	RPG	APG	MPG (GP)
4	PANGOS Kevin	G	1.82/6'0"	20	10.0	42	31	82	2.0	2.8	18:56 (4)
5	HESLIP Brady	G	1.84/6'0"	23	16.3	43	47	85	0.5	0.5	19:59 (4)
6	WILTJER Kyle	F	2.03/6'8"	20	6.8	46	17	100	3.8	1.5	13:05 (4)
7	EJIM Melvin	F	2.00/6'7"	22	7.0	46	25	83	5.0	1.5	18:03 (4)
8	SCRUBB Thomas	F	2.00/6'7"	21	5.3	44	40	100	5.3	2.8	19:49 (4)
9	AROP Mangisto	F	2.00/6'7"	22	5.3	67	100	50	2.7	1.3	11:43 (3)
10	MULLINGS Daniel	G	1.84/6'0"	21	11.3	58		53	4.5	1.8	20:00 (4)
11	SCRUBB Philip	G	1.85/6'1"	20	5.5	39	23	50	1.5	2.8	18:40 (4)
12	POWELL Dwight	F	2.04/6'8"	21	14.5	71		36	5.0	0.0	18:03 (4)
13	BACHYNSKI Jordan	C	2.08/6'10"	23	5.5	60		40	8.3	0.3	12:16 (4)
14	BURNATOWSKI Murphy	F	2.01/6'7"	21	5.5	41	30	50	2.5	1.3	13:46 (4)
15	KLASSEN Owen	F	2.04/6'8"	21	8.5	70		50	9.3	1.3	18:31 (4)
Team			1.96/6'5"	21.3	100.0	52	37	65	52.5	17.3	
Coach		TRIANO Jay									
Assistant Coach		FRANCIS Greg									

CAN Played		
PR	SWE	84 - 69
PR	UAE	137 - 43
PR	AUS	92 - 83
PR	CZE	87 - 56
PR	USA	12 JUL


USA - United States

No.	Name	Pos	Height m / ft in	Age	Current Games Statistics						
					PPG	FG%	3FG%	FT%	RPG	APG	MPG (GP)
4	FERRELL Kevin	G	/	20	13.0	37	29	86	3.3	5.5	21:20 (4)
5	SHEEHEY William	F	/	21	9.0	56	100	67	3.3	1.5	14:56 (4)
6	HAWS Tyler	G	/	22	2.3	22	0	75	3.0	0.7	10:09 (3)
7	HANCOCK Luke	F	/	23	9.0	43	45	75	1.8	0.8	16:33 (4)
8	DINWIDDIE Spencer	G	/	20	9.0	48	50	67	3.0	4.8	20:50 (4)
9	KILPATRICK Sean	G	/	23	9.0	32	29	83	2.8	1.3	18:37 (4)
10	GRAHAM Treveon	F	/	19	9.5	52	20	80	7.3	2.8	22:14 (4)
11	MCDERMOTT Douglas	F	/	21	17.0	52	45	100	5.5	1.5	24:28 (4)
12	JEFFERSON Cory	C	/	22	9.5	62		100	11.8	0.3	23:44 (4)
13	WHITE Aaron	C	/	20	6.0	56	29	67	2.5	0.8	14:05 (4)
14	PAYNE Adreian	F	/	22	5.0	47	0	75	3.8	1.0	8:28 (4)
15	KIRK Alex	C	/	21	4.0	67		67	5.7	0.3	9:27 (3)
Team			/	21.2	100.8	47	35	79	55.0	20.8	
Coach		MCKILLOP Robert									
Assistant Coach		MARTIN Frank					BEILEIN John				

USA Played		
PR	UAE	140 - 46
PR	CZE	96 - 53
PR	SWE	83 - 65
PR	AUS	84 - 93
PR	CAN	12 JUL

LEGEND

(1) Point Guard	(2) Shooting Guard	(3) Small Forward	(4) Power Forward	(5) Centre
(C) Captain	3FG% 3 Points Field Goals %	APG Assists per Game	C Centre	F Forward
FG% Field Goals %	FT% Free Throws %	G Guard	GP Games Played	MPG Minutes Played per Game
Pos Playing Position	PPG Points per Game	PR Preliminary Round	RPG Rebounds per Game	

Timing and Results provided by  TISSOT



Game No: 56

Results
Результаты

Attendance: 1700

Match Duration: 1:44

CAN 94 vs 85 USA
(18:17, 28:19, 23:22, 25:27)

Referee: MIKHAYLOV Sergey (RUS)

Commissioner:

Umpire: SAREKOSKI Yrjo Johannes (FIN) / DINIZ Karla (BRA)

Scoring by 5 min intervals:	CAN	Q1		Q2		Q3		Q4	
		4	18	32	46	56	69	83	94
	USA	11	17	24	36	48	58	72	85

CAN - Canada

No.	Name	MIN	Field Goals		2 Points		3 Points		Free Throws		Rebounds			AS	TO	ST	BS	PF	FD	PTS
			M/A	%	M/A	%	M/A	%	M/A	%	OR	DR	TOT							
*4	PANGOS Kevin	21:00	4/9	44	3/7	43	1/2	50	0/1	0	0	2	2	2	0	1	0	0	2	9
5	HESLIP Brady	19:00	6/12	50	2/4	50	4/8	50	4/4	100	1	4	5	1	0	0	0	2	3	20
6	WILTJER Kyle	3:42	1/1	100	1/1	100	0/0	0	0/0	0	0	1	1	0	0	0	0	0	0	2
*7	EJIM Melvin	21:00	3/7	43	3/7	43	0/0	0	2/2	100	2	5	7	0	2	0	1	2	1	8
*8	SCRUBB Thomas	21:00	3/7	43	2/5	40	1/2	50	1/1	100	0	1	1	3	1	0	0	2	1	8
9	AROP Mangisto	0:00	0/0	0	0/0	0	0/0	0	0/0	0	0	0	0	0	0	0	0	0	0	0
*10	MULLINGS Daniel	21:00	4/9	44	4/9	44	0/0	0	0/0	0	3	4	7	2	0	2	1	2	1	8
11	SCRUBB Philip	19:00	2/5	40	1/3	33	1/2	50	0/0	0	0	4	4	5	2	0	0	0	0	5
*12	POWELL Dwight	17:18	2/6	33	2/6	33	0/0	0	6/10	60	3	3	6	1	2	0	1	4	6	10
13	BACHYNSKI Jordan	19:00	6/8	75	6/8	75	0/0	0	1/4	25	1	0	1	0	2	1	1	1	3	13
14	BURNATOWSKI Murphy	19:00	2/5	40	1/4	25	1/1	100	0/0	0	0	2	2	0	1	0	1	0	0	5
15	KLASSEN Owen	19:00	2/3	67	2/3	67	0/0	0	2/2	100	4	0	4	1	1	0	1	2	2	6
Team / Coach											0	2	2							
Totals			35/72	49	27/57	47	8/15	53	16/24	67	14	28	42	15	12	4	6	15	19	94

Coach	TRIANO Jay
Assistant Coach	FRANCIS Greg

USA - United States

No.	Name	MIN	Field Goals		2 Points		3 Points		Free Throws		Rebounds			AS	TO	ST	BS	PF	FD	PTS
			M/A	%	M/A	%	M/A	%	M/A	%	OR	DR	TOT							
4	FERRELL Kevin	12:34	1/6	17	1/4	25	0/2	0	2/2	100	0	1	1	2	1	0	0	2	1	4
5	SHEEHEY William	10:55	1/5	20	0/4	0	1/1	100	0/0	0	2	0	2	1	1	0	0	0	0	3
6	HAWS Tyler	2:54	0/2	0	0/1	0	0/1	0	0/0	0	0	1	1	0	0	0	0	1	0	0
*7	HANCOCK Luke	27:14	9/13	69	4/7	57	5/6	83	4/5	80	4	1	5	2	5	0	0	4	2	27
*8	DINWIDDIE Spencer	29:04	2/5	40	1/2	50	1/3	33	0/0	0	0	4	4	8	2	2	0	3	5	5
9	KILPATRICK Sean	13:11	1/6	17	0/2	0	1/4	25	0/0	0	0	2	2	1	0	0	0	0	0	3
*10	GRAHAM Treveon	25:21	3/6	50	2/3	67	1/3	33	2/4	50	1	4	5	1	4	0	0	1	4	9
*11	MCDERMOTT Douglas	29:39	6/18	33	1/7	14	5/11	45	0/0	0	3	6	9	1	0	0	0	1	0	17
*12	JEFFERSON Cory	29:00	6/7	86	5/6	83	1/1	100	4/6	67	2	5	7	0	0	0	2	3	3	17
13	WHITE Aaron	9:11	0/1	0	0/1	0	0/0	0	0/0	0	1	0	1	0	1	1	1	1	0	0
14	PAYNE Adreian	8:42	0/3	0	0/3	0	0/0	0	0/0	0	1	1	2	0	2	0	0	2	0	0
15	KIRK Alex	2:15	0/0	0	0/0	0	0/0	0	0/0	0	0	1	1	0	0	0	0	1	0	0
Team / Coach											2	2	4							
Totals			29/72	40	14/40	35	15/32	47	12/17	71	16	28	44	16	17	3	3	19	15	85

Coach	MCKILLOP Robert
Assistant Coach	MARTIN Frank
	BEILEIN John

	CAN	USA
Points from Turnovers	14	12
Points in the Paint	52	22
Second Chance Points	16	12
Fast Break Points	15	9

	CAN	USA
Biggest Lead	16	10
Biggest Scoring Run	10-0 (35-24)	6-0 (74-64)
Lead Changes		1
Times Tied		0

LEGEND			
%	Shooting Percentage	(C)	Captain
BS	Blocked Shots	DR	Defensive Rebounds
OR	Offensive Rebounds	OTx	Overtime
S	Suspended	ST	Steals
(I)	Injured	FD	Fouls Drawn
PF	Fouls	PTS	Points
TO	Turnovers	TOT	Total Rebounds
*	Starters	AS	Assists
M/A	Made / Attempts	MIN	Minutes Played
Qx	Quarter Time		

Timing and Results provided by TISSOT



Game No: 56

Shot Chart
Схема бросков

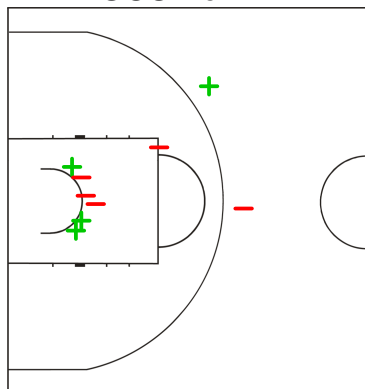
CAN 94 vs 85 USA
(18 - 17, 28 - 19, 23 - 22, 25 - 27)

Scoring by 5 min intervals:

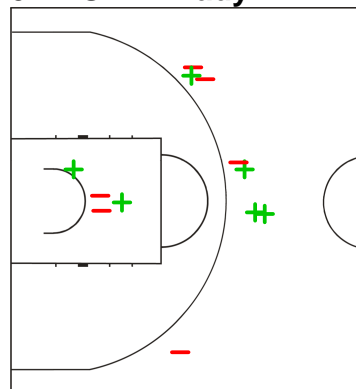
	Q1		Q2		Q3		Q4	
CAN	4	18	32	46	56	69	83	94
USA	11	17	24	36	48	58	72	85

CAN - Canada

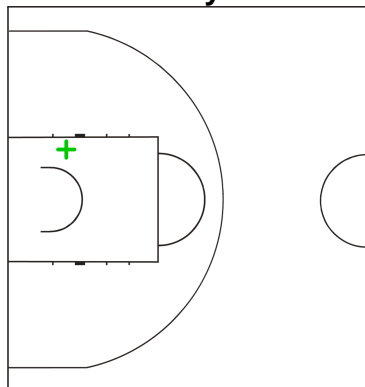
4 PANGOS Kevin



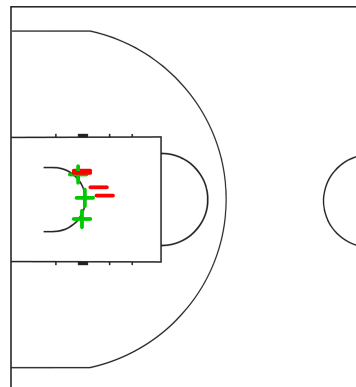
5 HESLIP Brady



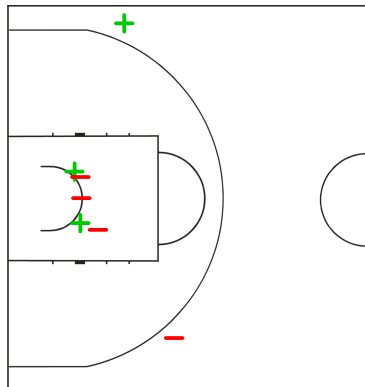
6 WILTJER Kyle



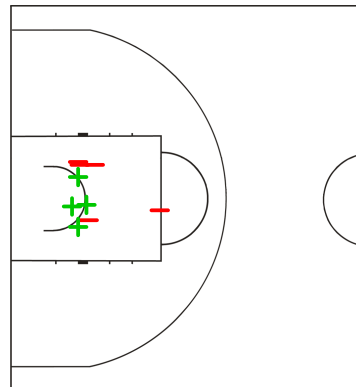
7 EJIM Melvin



8 SCRUBB Thomas



10 MULLINGS Daniel



LEGEND

+ Shot Made

-

Shot Missed

Timing and Results provided by TISSOT



Game No: 56

Shot Chart
Схема бросков

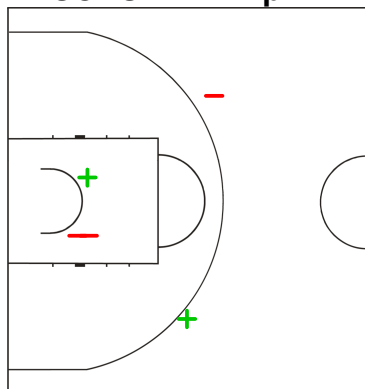
CAN 94 vs 85 USA
(18 - 17, 28 - 19, 23 - 22, 25 - 27)

Scoring by 5 min intervals:

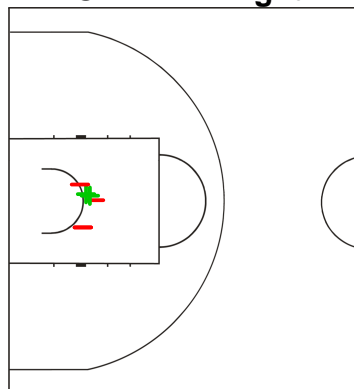
	Q1		Q2		Q3		Q4	
CAN	4	18	32	46	56	69	83	94
USA	11	17	24	36	48	58	72	85

CAN - Canada

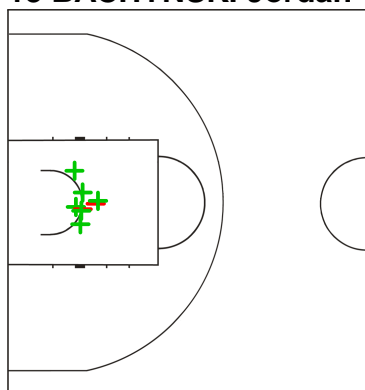
11 SCRUBB Philip



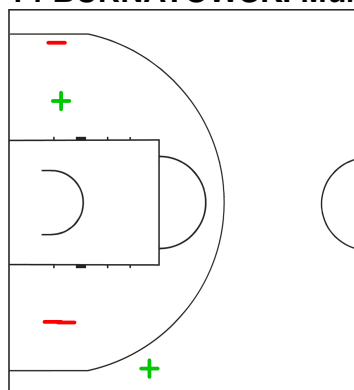
12 POWELL Dwight



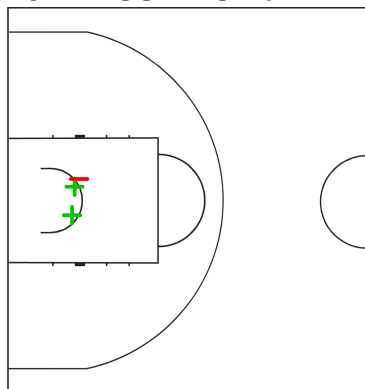
13 BACHYNSKI Jordan



14 BURNATOWSKI Murphy



15 KLASSEN Owen



LEGEND

+ Shot Made

-

Shot Missed

Timing and Results provided by **TISSOT**



Game No: 56

Shot Chart
Схема бросков

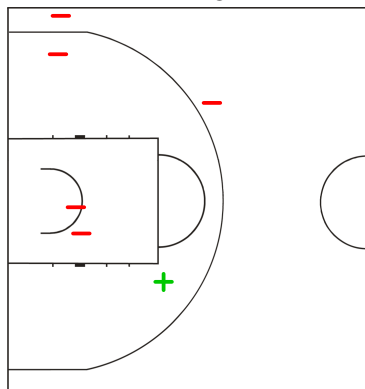
CAN 94 vs 85 USA
(18 - 17, 28 - 19, 23 - 22, 25 - 27)

Scoring by 5 min intervals:

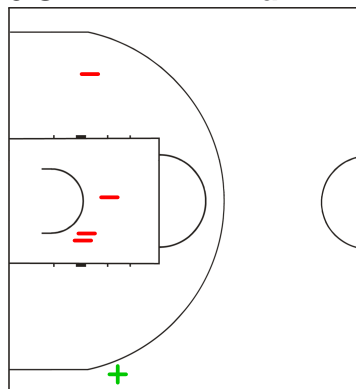
	Q1		Q2		Q3		Q4	
CAN	4	18	32	46	56	69	83	94
USA	11	17	24	36	48	58	72	85

USA - United States

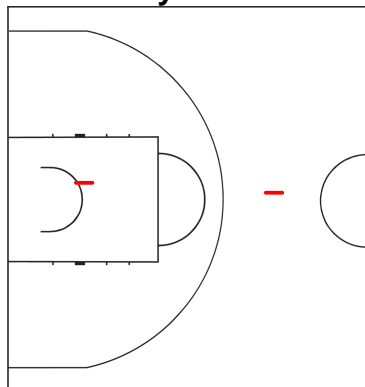
4 FERRELL Kevin



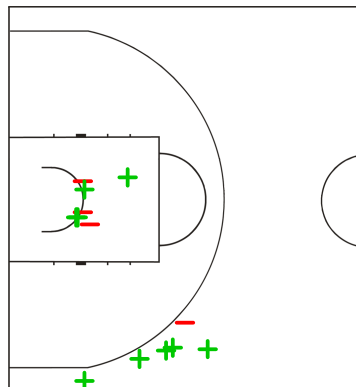
5 SHEEHEY William



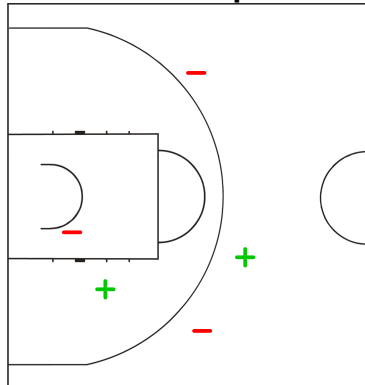
6 HAWS Tyler



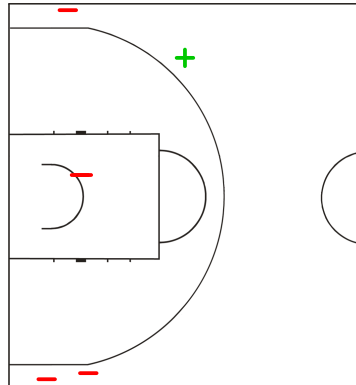
7 HANCOCK Luke



8 DINWIDDIE Spencer



9 KILPATRICK Sean



LEGEND

+ Shot Made

-

Shot Missed



Game No: 56

Shot Chart
Схема бросков

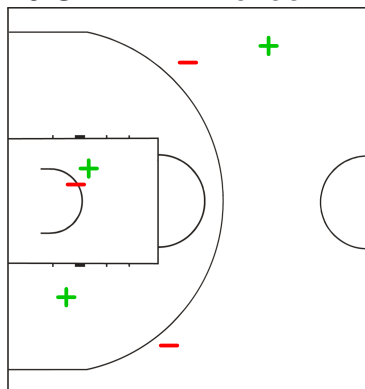
CAN 94 vs 85 USA
(18 - 17, 28 - 19, 23 - 22, 25 - 27)

Scoring by 5 min intervals:

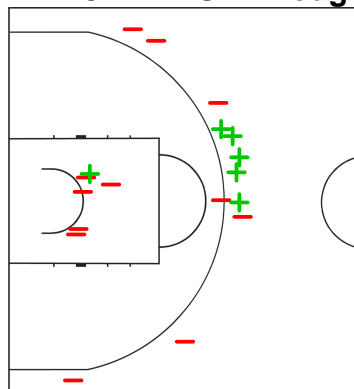
	Q1		Q2		Q3		Q4	
CAN	4	18	32	46	56	69	83	94
USA	11	17	24	36	48	58	72	85

USA - United States

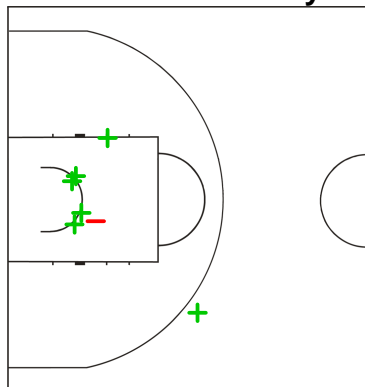
10 GRAHAM Treveon



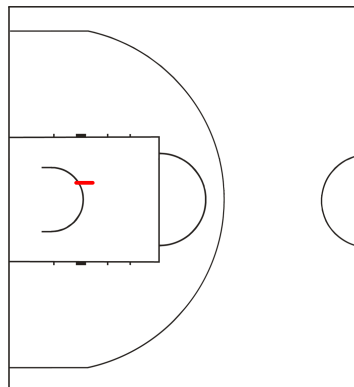
11 MCDERMOTT Douglas



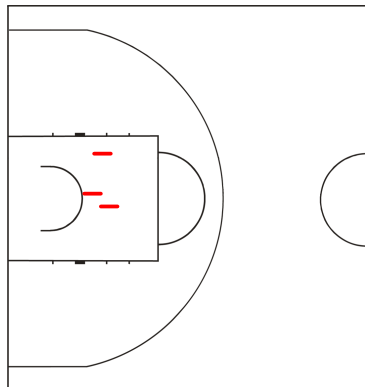
12 JEFFERSON Cory



13 WHITE Aaron



14 PAYNE Adreian



LEGEND

+ Shot Made

-

Shot Missed

Timing and Results provided by **TISSOT**



Game No: 56

Lineup Analysis

Анализ

CAN 94 vs 85 USA

CAN

Lineup efficiency

5 HESLIP B	11 SCRUBB P	13 BACHYNSKI J	14 BURNATOWSKI M	15 KLASSEN O	19:00
4 PANGOS K	7 EJIM M	8 SCRUBB T	10 MULLINGS D	12 POWELL D	17:18
4 PANGOS K	6 WILTJER K	7 EJIM M	8 SCRUBB T	10 MULLINGS D	3:42

Score development

4 PANGOS K	6 WILTJER K	7 EJIM M	8 SCRUBB T	10 MULLINGS D	3:42	+5
5 HESLIP B	11 SCRUBB P	13 BACHYNSKI J	14 BURNATOWSKI M	15 KLASSEN O	19:00	+3
4 PANGOS K	7 EJIM M	8 SCRUBB T	10 MULLINGS D	12 POWELL D	17:18	-1



Game No: 56

Lineup Analysis

Анализ

USA

Lineup efficiency


7 HANCOCK L	8 DINWIDDIE S	10 GRAHAM T	11 MCDERMOTT D	12 JEFFERSON C	10:11
7 HANCOCK L	8 DINWIDDIE S	9 KILPATRICK S	11 MCDERMOTT D	12 JEFFERSON C	6:41
4 FERRELL K	7 HANCOCK L	10 GRAHAM T	11 MCDERMOTT D	12 JEFFERSON C	3:32
5 SHEEHEY W	7 HANCOCK L	8 DINWIDDIE S	11 MCDERMOTT D	12 JEFFERSON C	2:20
7 HANCOCK L	8 DINWIDDIE S	10 GRAHAM T	12 JEFFERSON C	13 WHITE A	2:13
8 DINWIDDIE S	9 KILPATRICK S	10 GRAHAM T	13 WHITE A	14 PAYNE A	1:33
4 FERRELL K	8 DINWIDDIE S	10 GRAHAM T	11 MCDERMOTT D	14 PAYNE A	1:32
4 FERRELL K	9 KILPATRICK S	10 GRAHAM T	11 MCDERMOTT D	12 JEFFERSON C	1:16
5 SHEEHEY W	8 DINWIDDIE S	10 GRAHAM T	11 MCDERMOTT D	14 PAYNE A	1:14
4 FERRELL K	5 SHEEHEY W	6 HAWS T	13 WHITE A	14 PAYNE A	1:14
5 SHEEHEY W	7 HANCOCK L	8 DINWIDDIE S	10 GRAHAM T	15 KIRK A	1:11
4 FERRELL K	5 SHEEHEY W	9 KILPATRICK S	12 JEFFERSON C	13 WHITE A	1:06
4 FERRELL K	5 SHEEHEY W	6 HAWS T	13 WHITE A	15 KIRK A	1:04
7 HANCOCK L	8 DINWIDDIE S	9 KILPATRICK S	11 MCDERMOTT D	14 PAYNE A	1:01
8 DINWIDDIE S	9 KILPATRICK S	10 GRAHAM T	11 MCDERMOTT D	12 JEFFERSON C	0:57
4 FERRELL K	5 SHEEHEY W	10 GRAHAM T	11 MCDERMOTT D	14 PAYNE A	0:46
4 FERRELL K	5 SHEEHEY W	10 GRAHAM T	13 WHITE A	14 PAYNE A	0:45
4 FERRELL K	5 SHEEHEY W	9 KILPATRICK S	13 WHITE A	14 PAYNE A	0:37
4 FERRELL K	5 SHEEHEY W	6 HAWS T	12 JEFFERSON C	13 WHITE A	0:36
4 FERRELL K	8 DINWIDDIE S	10 GRAHAM T	11 MCDERMOTT D	12 JEFFERSON C	0:06
7 HANCOCK L	8 DINWIDDIE S	10 GRAHAM T	11 MCDERMOTT D	13 WHITE A	0:03
5 SHEEHEY W	7 HANCOCK L	8 DINWIDDIE S	10 GRAHAM T	12 JEFFERSON C	0:02

Score development

7 HANCOCK L	8 DINWIDDIE S	10 GRAHAM T	11 MCDERMOTT D	12 JEFFERSON C	10:11	+6
4 FERRELL K	7 HANCOCK L	10 GRAHAM T	11 MCDERMOTT D	12 JEFFERSON C	3:32	+3
4 FERRELL K	8 DINWIDDIE S	10 GRAHAM T	11 MCDERMOTT D	12 JEFFERSON C	0:06	+2
7 HANCOCK L	8 DINWIDDIE S	9 KILPATRICK S	11 MCDERMOTT D	14 PAYNE A	1:01	+2
7 HANCOCK L	8 DINWIDDIE S	10 GRAHAM T	12 JEFFERSON C	13 WHITE A	2:13	+2
7 HANCOCK L	8 DINWIDDIE S	9 KILPATRICK S	11 MCDERMOTT D	12 JEFFERSON C	6:41	+2
7 HANCOCK L	8 DINWIDDIE S	10 GRAHAM T	11 MCDERMOTT D	13 WHITE A	0:03	+1
5 SHEEHEY W	7 HANCOCK L	8 DINWIDDIE S	10 GRAHAM T	15 KIRK A	1:11	+1
4 FERRELL K	9 KILPATRICK S	10 GRAHAM T	11 MCDERMOTT D	12 JEFFERSON C	1:16	+1
5 SHEEHEY W	7 HANCOCK L	8 DINWIDDIE S	11 MCDERMOTT D	12 JEFFERSON C	2:20	+1
5 SHEEHEY W	7 HANCOCK L	8 DINWIDDIE S	10 GRAHAM T	12 JEFFERSON C	0:02	0
4 FERRELL K	5 SHEEHEY W	10 GRAHAM T	11 MCDERMOTT D	14 PAYNE A	0:46	0
4 FERRELL K	5 SHEEHEY W	9 KILPATRICK S	12 JEFFERSON C	13 WHITE A	1:06	-1
4 FERRELL K	5 SHEEHEY W	6 HAWS T	12 JEFFERSON C	13 WHITE A	0:36	-2
8 DINWIDDIE S	9 KILPATRICK S	10 GRAHAM T	11 MCDERMOTT D	12 JEFFERSON C	0:57	-2
4 FERRELL K	5 SHEEHEY W	6 HAWS T	13 WHITE A	15 KIRK A	1:04	-2
4 FERRELL K	5 SHEEHEY W	6 HAWS T	13 WHITE A	14 PAYNE A	1:14	-2
4 FERRELL K	5 SHEEHEY W	9 KILPATRICK S	13 WHITE A	14 PAYNE A	0:37	-3
5 SHEEHEY W	8 DINWIDDIE S	10 GRAHAM T	11 MCDERMOTT D	14 PAYNE A	1:14	-3
8 DINWIDDIE S	9 KILPATRICK S	10 GRAHAM T	13 WHITE A	14 PAYNE A	1:33	-3
4 FERRELL K	5 SHEEHEY W	10 GRAHAM T	13 WHITE A	14 PAYNE A	0:45	-5
4 FERRELL K	8 DINWIDDIE S	10 GRAHAM T	11 MCDERMOTT D	14 PAYNE A	1:32	-10

LEGEND

+ Shot Made - Shot Missed

Timing and Results provided by  TISSOT



Result Book

27th Summer Universiade in Kazan 2013



Basketball

Men's Preliminary Round Group D





Game No: 9

Start List

Стартовый список

FIN vs CHI

Referee: KUCERA Stanislav (CZE)

Umpire: LASUIK Karen (CAN) / OVINOV Semen (RUS)

FIN - Finland

No.	Name	Pos	Height m / ft in	Age	Current Games Statistics						
					PPG	FG%	3FG%	FT%	RPG	APG	MPG (GP)
4	NIEMI Jesse	F	1.94/6'4"	23	0.0				0.0	0.0	0:00 (0)
5	SANDBERG Mikael	C	2.10/6'11"	22	0.0				0.0	0.0	0:00 (0)
6	OJALA Matias	F	1.97/6'6"	23	0.0				0.0	0.0	0:00 (0)
7	NUUTINEN Matti	F	2.00/6'7"	23	0.0				0.0	0.0	0:00 (0)
8	MOLENIUS Markus	F	2.02/6'8"	21	0.0				0.0	0.0	0:00 (0)
9	IKAVALKO Sami	F	1.87/6'2"	23	0.0				0.0	0.0	0:00 (0)
10	LINDBOM Carl	F	2.06/6'9"	21	0.0				0.0	0.0	0:00 (0)
11	LEHTORANTA Juho	F	1.95/6'5"	24	0.0				0.0	0.0	0:00 (0)
12	TOIVONEN Lauri	C	2.00/6'7"	22	0.0				0.0	0.0	0:00 (0)
13	VAENERBERG Alex	F	1.82/6'0"	20	0.0				0.0	0.0	0:00 (0)
14	AHONEN Roope	F	1.84/6'0"	23	0.0				0.0	0.0	0:00 (0)
15	NIKKARINEN Antto	F	1.83/6'0"	22	0.0				0.0	0.0	0:00 (0)
Team			1.95/6'5"	22.3							

FIN Played		
PR	CHI	7 JUL
PR	BRA	8 JUL
PR	NOR	10 JUL
PR	CHN	11 JUL
PR	LTU	12 JUL


CHI - Chile

No.	Name	Pos	Height m / ft in	Age	Current Games Statistics						
					PPG	FG%	3FG%	FT%	RPG	APG	MPG (GP)
4	ALVAREZ ZUNIGA Tomas	C	1.85/6'1"	23	0.0				0.0	0.0	0:00 (0)
5	NEHRING MARTINEZ Jonathan	C	1.95/6'5"	24	0.0				0.0	0.0	0:00 (0)
6	ITURRIAGA FERNANDEZ Cristian	F	/	24	0.0				0.0	0.0	0:00 (0)
7	ZEPEDA MEDINA Felipe	F	1.87/6'2"	21	0.0				0.0	0.0	0:00 (0)
8	SANINO ZAVALA Gabriel	F	2.01/6'7"	21	0.0				0.0	0.0	0:00 (0)
9	IRIBARRA POLLONI Jonathan	G	1.76/5'9"	22	0.0				0.0	0.0	0:00 (0)
10	ARTEAGA DIAZ Rolando	C	1.77/5'10"	21	0.0				0.0	0.0	0:00 (0)
11	AGUIRRE URRUTIA Diego	F	1.98/6'6"	21	0.0				0.0	0.0	0:00 (0)
12	COTRONEO NAVARRETE Rocco	C	1.90/6'3"	23	0.0				0.0	0.0	0:00 (0)
13	BUSTAMANTE GUERRERO Camilo	F	1.87/6'2"	24	0.0				0.0	0.0	0:00 (0)
14	LEDEZMA CHOMON Osven	F	2.02/6'8"	23	0.0				0.0	0.0	0:00 (0)
15	PENA KUZMICIC Francisco	G	2.06/6'9"	24	0.0				0.0	0.0	0:00 (0)
Team			1.91/6'3"	22.6							
Coach		RIERA Alfredo									
Assistant Coach		ORTEGA LANDERO Juan Pablo									

CHI Played		
PR	FIN	7 JUL
PR	LTU	8 JUL
PR	BRA	10 JUL
PR	NOR	11 JUL
PR	CHN	12 JUL

LEGEND

(1) Point Guard	(2) Shooting Guard	(3) Small Forward	(4) Power Forward	(5) Centre
(C) Captain	3FG% 3 Points Field Goals %	APG Assists per Game	C Centre	F Forward
FG% Field Goals %	FT% Free Throws %	G Guard	GP Games Played	MPG Minutes Played per Game
Pos Playing Position	PPG Points per Game	PR Preliminary Round	RPG Rebounds per Game	

Timing and Results provided by  TISSOT



Game No: 9

Results
Результат

Attendance: 150

FIN 71 vs 52 CHI
(18:16, 18:12, 17:10, 18:14)

Referee: KUCERA Stanislav (CZE)

Commissioner:

Umpire: LASUIK Karen (CAN) / OVINOV Semen (RUS)

Scoring by 5 min intervals:	FIN	Q1		Q2		Q3		Q4	
		15	18	25	36	46	53	61	71
	CHI	7	16	22	28	33	38	43	52

FIN - Finland

No.	Name	MIN	Field Goals		2 Points		3 Points		Free Throws		Rebounds			AS	TO	ST	BS	PF	FD	PTS
			M/A	%	M/A	%	M/A	%	M/A	%	OR	DR	TOT							
4	NIEMI Jesse	19:33	4/7	57	4/4	100	0/3	0	0/0	0	1	2	3	0	0	1	0	4	0	8
5	SANDBERG Mikael	21:35	2/6	33	1/3	33	1/3	33	1/6	17	2	5	7	1	1	2	0	2	6	6
6	OJALA Matias	9:59	1/5	20	1/3	33	0/2	0	0/2	0	2	2	4	1	1	1	0	1	1	2
7	NUUTINEN Matti	0:00	0/0	0	0/0	0	0/0	0	0/0	0	0	0	0	0	0	0	0	0	0	0
8	MOLENIUS Markus	13:25	1/3	33	1/2	50	0/1	0	1/2	50	0	2	2	0	1	0	0	2	1	3
9	IKAVALKO Sami	15:48	2/4	50	0/1	0	2/3	67	1/2	50	0	1	1	0	0	0	0	3	2	7
	LINDBOM Carl	18:31	4/12	33	3/8	38	1/4	25	2/2	100	1	2	3	0	0	0	0	0	1	11
*11	LEHTORANTA Juho	20:27	5/8	63	2/4	50	3/4	75	1/1	100	2	5	7	2	2	0	0	2	1	14
*12	TOIVONEN Lauri	16:30	0/2	0	0/2	0	0/0	0	0/0	0	2	2	4	0	0	0	0	1	1	0
13	VAENERBERG Alex	18:36	3/4	75	2/2	100	1/2	50	0/0	0	0	2	2	0	1	1	0	4	1	7
*14	AHONEN Roope	21:16	3/5	60	1/2	50	2/3	67	2/2	100	1	4	5	4	5	3	0	1	2	10
*15	NIKKARINEN Antto	24:20	1/6	17	0/2	0	1/4	25	0/0	0	0	4	4	4	2	1	1	2	1	3
Team / Coach											2	0	2		1					
Totals			26/62	42	15/33	45	11/29	38	8/17	47	13	31	44	12	14	9	1	22	17	71

CHI - Chile

No.	Name	MIN	Field Goals		2 Points		3 Points		Free Throws		Rebounds			AS	TO	ST	BS	PF	FD	PTS
			M/A	%	M/A	%	M/A	%	M/A	%	OR	DR	TOT							
*4	ALVAREZ ZUNIGA Tomas	26:12	4/7	57	2/2	100	2/5	40	3/3	100	0	2	2	0	5	1	0	2	4	13
5	NEHRING MARTINEZ Jonathan	0:00	0/0	0	0/0	0	0/0	0	0/0	0	0	0	0	0	0	0	0	0	0	0
*6	ITURRAGA FERNANDEZ Cristian	10:38	0/1	0	0/0	0	0/1	0	2/2	100	0	2	2	0	2	1	0	1	1	2
7	ZEPEDA MEDINA Felipe	0:00	0/0	0	0/0	0	0/0	0	0/0	0	0	0	0	0	0	0	0	0	0	0
8	SANINO ZAVALA Gabriel	15:14	0/2	0	0/2	0	0/0	0	0/0	0	1	2	3	0	1	1	0	2	0	0
9	IRRIBARRA POLLONI Jonathan	22:03	1/6	17	0/2	0	1/4	25	0/0	0	0	4	4	4	1	2	0	1	5	3
10	ARTEAGA DIAZ Rolando	13:06	0/2	0	0/0	0	0/2	0	1/2	50	0	1	1	1	0	0	0	1	2	1
*11	AGUIRRE URRUTIA Diego	19:04	3/5	60	1/3	33	2/2	100	0/0	0	0	1	1	0	0	1	0	3	0	8
12	COTRONEO NAVARRETE Rocco	20:43	1/1	100	1/1	100	0/0	0	0/0	0	0	5	5	0	3	0	1	2	1	2
*13	BUSTAMANTE GUERRERO Camilo	22:27	3/10	30	2/6	33	1/4	25	1/2	50	0	0	0	3	1	0	2	3	8	
*14	LEDEZMA CHOMON Osven	35:11	6/14	43	6/13	46	0/1	0	3/6	50	2	7	9	5	6	1	0	2	6	15
15	PENA KUZMICIC Francisco	15:22	0/2	0	0/2	0	0/0	0	0/0	0	0	0	0	0	1	1	0	1	0	0
Team / Coach											0	2	2		0					
Totals			18/50	36	12/31	39	6/19	32	10/15	67	3	26	29	10	22	9	1	17	22	52
Coach		RIERA Alfredo																		
Assistant Coach		ORTEGA LANDERO Juan Pablo																		

	FIN	CHI
Points from Turnovers	8	7
Points in the Paint	30	22
Second Chance Points	6	6
Fast Break Points	0	0

	FIN	CHI
Biggest Lead	21	0
Biggest Scoring Run	10-0 (10-0)	11-0 (15-15)
Lead Changes	0	
Times Tied	1	

LEGEND			
%	Shooting Percentage	(C)	Captain
BS	Blocked Shots	DR	Defensive Rebounds
OR	Offensive Rebounds	OTx	Overtime
S	Suspended	ST	Steals
(I)	Injured	FD	Fouls Drawn
PF	Fouls	PTS	Points
TO	Turnovers	TOT	Total Rebounds
*	Starters	AS	Assists
M/A	Made / Attempts	MIN	Minutes Played
Qx	Quarter Time		

Timing and Results provided by TISSOT



Game No: 9

Shot Chart
Схема бросков

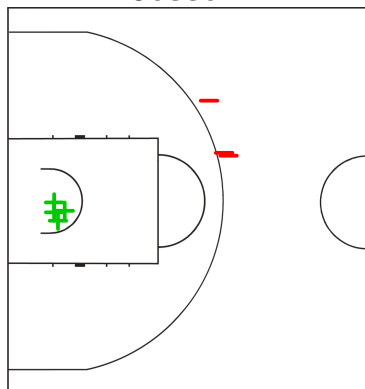
FIN 71 vs 52 CHI
(18 - 16, 18 - 12, 17 - 10, 18 - 14)

Scoring by 5 min intervals:

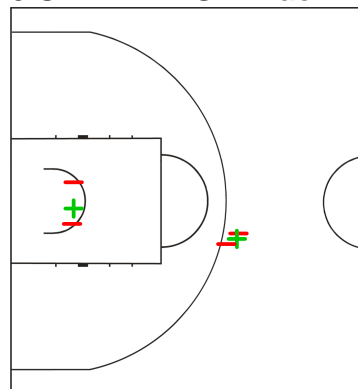
	Q1		Q2		Q3		Q4	
FIN	15	18	25	36	46	53	61	71
CHI	7	16	22	28	33	38	43	52

FIN - Finland

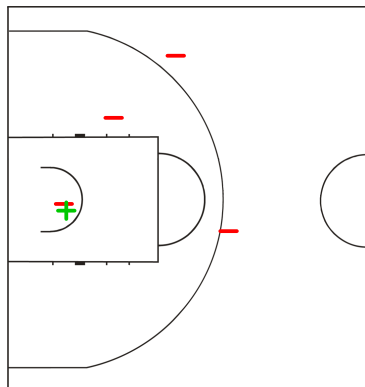
4 NIEMI Jesse



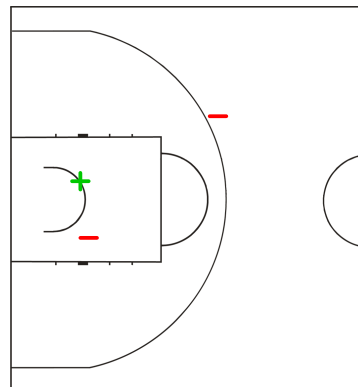
5 SANDBERG Mikael



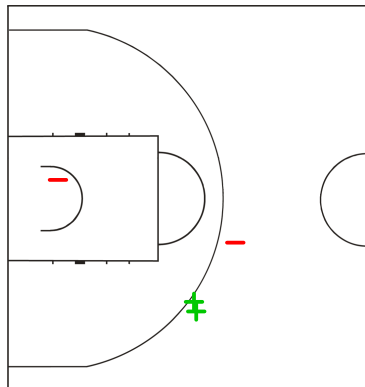
6 OJALA Matias



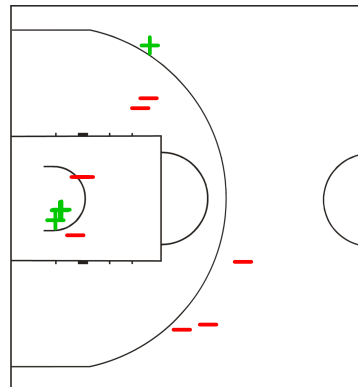
8 MOLENIUS Markus



9 IKAVALKO Sami



10 LINDBOM Carl



LEGEND

+ Shot Made

-

Shot Missed

Timing and Results provided by **TISSOT**



Game No: 9

Shot Chart
Схема бросков

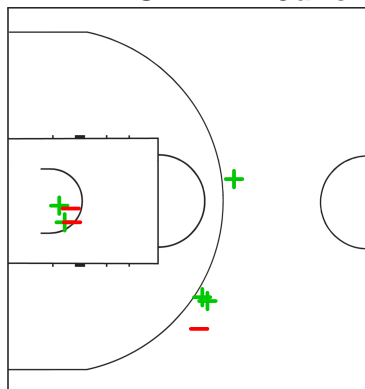
FIN 71 vs 52 CHI
(18 - 16, 18 - 12, 17 - 10, 18 - 14)

Scoring by 5 min intervals:

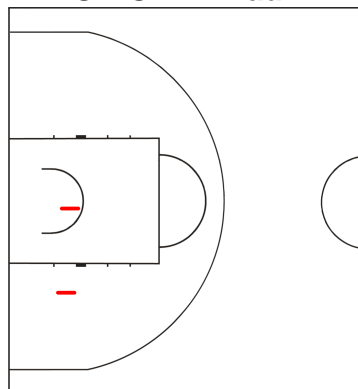
	Q1		Q2		Q3		Q4	
FIN	15	18	25	36	46	53	61	71
CHI	7	16	22	28	33	38	43	52

FIN - Finland

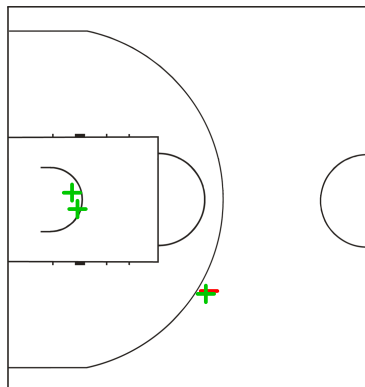
11 LEHTORANTA Juhu



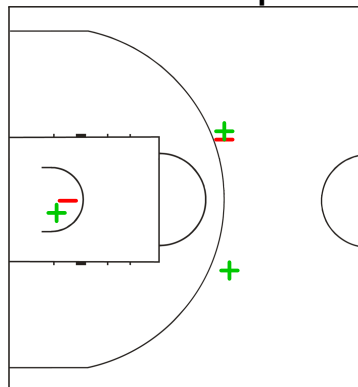
12 TOIVONEN Lauri



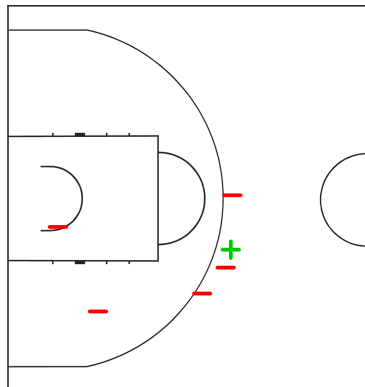
13 VAENERBERG Alex



14 AHONEN Roope



15 NIKKARINEN Antto



LEGEND

+ Shot Made

-

Shot Missed

Timing and Results provided by TISSOT



Game No: 9

Shot Chart
Схема бросков

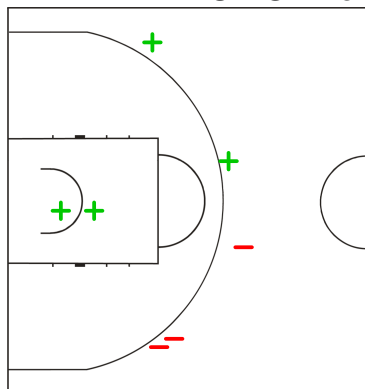
FIN 71 vs 52 CHI
(18 - 16, 18 - 12, 17 - 10, 18 - 14)

Scoring by 5 min intervals:

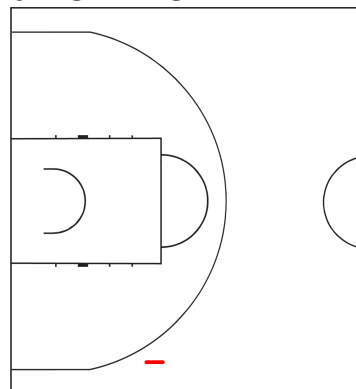
	Q1		Q2		Q3		Q4	
FIN	15	18	25	36	46	53	61	71
CHI	7	16	22	28	33	38	43	52

CHI - Chile

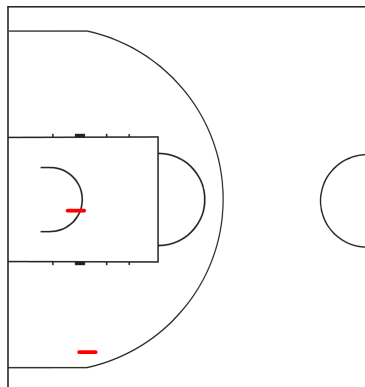
4 ALVAREZ ZUNIGA Tomas



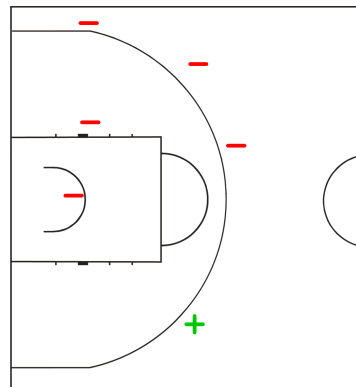
6 ITURRIAGA FERNANDEZ Cristian



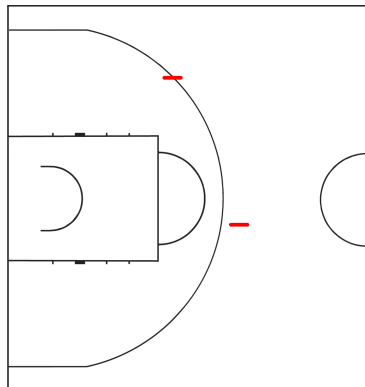
8 SANINO ZAVALA Gabriel



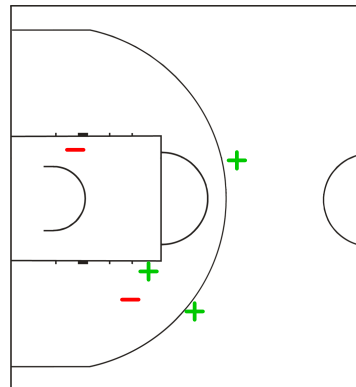
9 IRRIBARRA POLLONI Jonathan



10 ARTEAGA DIAZ Rolando



11 AGUIRRE URRUTIA Diego



LEGEND

+ Shot Made

- Shot Missed

Timing and Results provided by **TISSOT**



Game No: 9

Shot Chart
Схема бросков

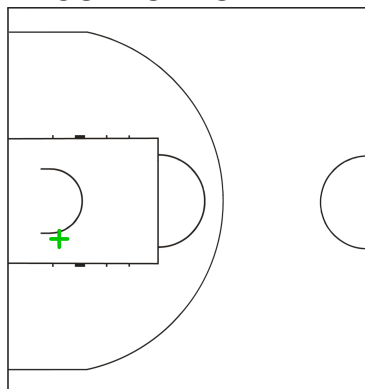
FIN 71 vs 52 CHI
(18 - 16, 18 - 12, 17 - 10, 18 - 14)

Scoring by 5 min intervals:

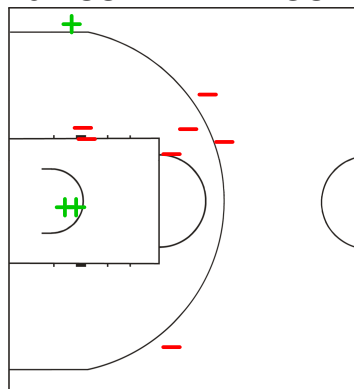
	Q1		Q2		Q3		Q4	
FIN	15	18	25	36	46	53	61	71
CHI	7	16	22	28	33	38	43	52

CHI - Chile

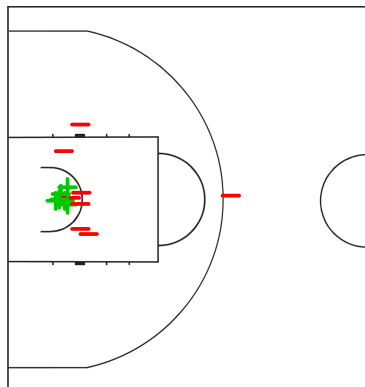
12 COTRONEO NAVARRETE Rocco



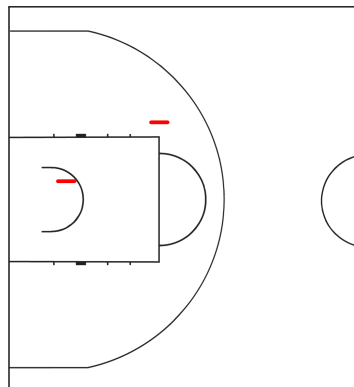
13 BUSTAMANTE GUERRERO Camilo



14 LEDEZMA CHOMON Osven



15 PENA KUZMICIC Francisco



LEGEND

+ Shot Made

- Shot Missed



Game No: 9

Lineup Analysis

Анализ

FIN 71 vs 52 CHI

FIN

Lineup efficiency

10 Lindbom C	11 LEHTORANTA J	12 Toivonen L	14 Ahonen R	15 Nikkarinen A	8:02
10 Lindbom C	11 LEHTORANTA J	12 Toivonen L	13 Vaenerberg A	14 Ahonen R	6:31
4 Niemi J	5 Sandberg M	8 Molenius M	9 Ikavalko S	15 Nikkarinen A	5:29
4 Niemi J	5 Sandberg M	6 Ojala M	9 Ikavalko S	15 Nikkarinen A	3:22
4 Niemi J	5 Sandberg M	8 Molenius M	9 Ikavalko S	13 Vaenerberg A	2:25
4 Niemi J	5 Sandberg M	8 Molenius M	13 Vaenerberg A	15 Nikkarinen A	1:53
4 Niemi J	5 Sandberg M	6 Ojala M	13 Vaenerberg A	14 Ahonen R	1:39
5 Sandberg M	8 Molenius M	9 Ikavalko S	11 LEHTORANTA J	13 Vaenerberg A	1:27
4 Niemi J	5 Sandberg M	6 Ojala M	13 Vaenerberg A	15 Nikkarinen A	1:10
4 Niemi J	5 Sandberg M	9 Ikavalko S	10 Lindbom C	15 Nikkarinen A	1:10
8 Molenius M	11 LEHTORANTA J	12 Toivonen L	13 Vaenerberg A	14 Ahonen R	1:08
4 Niemi J	6 Ojala M	9 Ikavalko S	10 Lindbom C	15 Nikkarinen A	0:59
4 Niemi J	6 Ojala M	9 Ikavalko S	10 Lindbom C	14 Ahonen R	0:56
5 Sandberg M	10 Lindbom C	11 LEHTORANTA J	14 Ahonen R	15 Nikkarinen A	0:53
6 Ojala M	11 LEHTORANTA J	12 Toivonen L	13 Vaenerberg A	14 Ahonen R	0:49
5 Sandberg M	6 Ojala M	11 LEHTORANTA J	13 Vaenerberg A	15 Nikkarinen A	0:49
5 Sandberg M	8 Molenius M	11 LEHTORANTA J	14 Ahonen R	15 Nikkarinen A	0:33
4 Niemi J	5 Sandberg M	8 Molenius M	13 Vaenerberg A	14 Ahonen R	0:30
5 Sandberg M	6 Ojala M	11 LEHTORANTA J	13 Vaenerberg A	14 Ahonen R	0:15

Score development

10 Lindbom C	11 LEHTORANTA J	12 Toivonen L	14 Ahonen R	15 Nikkarinen A	8:02	+18
4 Niemi J	5 Sandberg M	8 Molenius M	9 Ikavalko S	15 Nikkarinen A	5:29	+7
4 Niemi J	6 Ojala M	9 Ikavalko S	10 Lindbom C	14 Ahonen R	0:56	+5
5 Sandberg M	8 Molenius M	9 Ikavalko S	11 LEHTORANTA J	13 Vaenerberg A	1:27	+4
10 Lindbom C	11 LEHTORANTA J	12 Toivonen L	13 Vaenerberg A	14 Ahonen R	6:31	+4
5 Sandberg M	6 Ojala M	11 LEHTORANTA J	13 Vaenerberg A	15 Nikkarinen A	0:49	+2
5 Sandberg M	6 Ojala M	11 LEHTORANTA J	13 Vaenerberg A	14 Ahonen R	0:15	0
4 Niemi J	5 Sandberg M	8 Molenius M	13 Vaenerberg A	14 Ahonen R	0:30	0
5 Sandberg M	10 Lindbom C	11 LEHTORANTA J	14 Ahonen R	15 Nikkarinen A	0:53	0
8 Molenius M	11 LEHTORANTA J	12 Toivonen L	13 Vaenerberg A	14 Ahonen R	1:08	0
4 Niemi J	5 Sandberg M	6 Ojala M	13 Vaenerberg A	15 Nikkarinen A	1:10	0
4 Niemi J	5 Sandberg M	9 Ikavalko S	10 Lindbom C	15 Nikkarinen A	1:10	-1
4 Niemi J	5 Sandberg M	8 Molenius M	13 Vaenerberg A	15 Nikkarinen A	1:53	0
5 Sandberg M	8 Molenius M	11 LEHTORANTA J	14 Ahonen R	15 Nikkarinen A	0:33	-2
4 Niemi J	6 Ojala M	9 Ikavalko S	10 Lindbom C	15 Nikkarinen A	0:59	-2
4 Niemi J	5 Sandberg M	6 Ojala M	13 Vaenerberg A	14 Ahonen R	1:39	-2
6 Ojala M	11 LEHTORANTA J	12 Toivonen L	13 Vaenerberg A	14 Ahonen R	0:49	-3
4 Niemi J	5 Sandberg M	8 Molenius M	9 Ikavalko S	13 Vaenerberg A	2:25	-5
4 Niemi J	5 Sandberg M	6 Ojala M	9 Ikavalko S	15 Nikkarinen A	3:22	-6



Game No: 9

Lineup Analysis

Анализ

CHI

Lineup efficiency

4	ALVAREZ ZUNIGA T	9	IRRIBARRA POLLONI	12	COTRONEO NAVARRETE	13	BUSTAMANTE GUERRER	14	LEDEZMA CHOMON O	6:32
4	ALVAREZ ZUNIGA T	10	ARTEAGA DIAZ R	11	AGUIRRE URRUTIA D	14	LEDEZMA CHOMON O	15	PENA KUZMICIC F	5:56
4	ALVAREZ ZUNIGA T	6	ITURRIAGA FERNANDE	11	AGUIRRE URRUTIA D	13	BUSTAMANTE GUERRER	14	LEDEZMA CHOMON O	4:12
8	SANINO ZAVALA G	9	IRRIBARRA POLLONI	12	COTRONEO NAVARRETE	13	BUSTAMANTE GUERRER	14	LEDEZMA CHOMON O	3:24
6	ITURRIAGA FERNANDE	8	SANINO ZAVALA G	12	COTRONEO NAVARRETE	13	BUSTAMANTE GUERRER	14	LEDEZMA CHOMON O	2:59
4	ALVAREZ ZUNIGA T	8	SANINO ZAVALA G	11	AGUIRRE URRUTIA D	14	LEDEZMA CHOMON O	15	PENA KUZMICIC F	2:23
9	IRRIBARRA POLLONI	10	ARTEAGA DIAZ R	11	AGUIRRE URRUTIA D	12	COTRONEO NAVARRETE	15	PENA KUZMICIC F	1:40
4	ALVAREZ ZUNIGA T	6	ITURRIAGA FERNANDE	8	SANINO ZAVALA G	11	AGUIRRE URRUTIA D	12	COTRONEO NAVARRETE	1:39
4	ALVAREZ ZUNIGA T	9	IRRIBARRA POLLONI	10	ARTEAGA DIAZ R	13	BUSTAMANTE GUERRER	14	LEDEZMA CHOMON O	1:35
9	IRRIBARRA POLLONI	10	ARTEAGA DIAZ R	12	COTRONEO NAVARRETE	13	BUSTAMANTE GUERRER	14	LEDEZMA CHOMON O	1:33
9	IRRIBARRA POLLONI	10	ARTEAGA DIAZ R	13	BUSTAMANTE GUERRER	14	LEDEZMA CHOMON O	15	PENA KUZMICIC F	1:16
4	ALVAREZ ZUNIGA T	8	SANINO ZAVALA G	9	IRRIBARRA POLLONI	12	COTRONEO NAVARRETE	15	PENA KUZMICIC F	1:12
8	SANINO ZAVALA G	9	IRRIBARRA POLLONI	11	AGUIRRE URRUTIA D	14	LEDEZMA CHOMON O	15	PENA KUZMICIC F	1:08
9	IRRIBARRA POLLONI	10	ARTEAGA DIAZ R	12	COTRONEO NAVARRETE	14	LEDEZMA CHOMON O	15	PENA KUZMICIC F	0:56
4	ALVAREZ ZUNIGA T	9	IRRIBARRA POLLONI	11	AGUIRRE URRUTIA D	13	BUSTAMANTE GUERRER	14	LEDEZMA CHOMON O	0:56
6	ITURRIAGA FERNANDE	8	SANINO ZAVALA G	9	IRRIBARRA POLLONI	11	AGUIRRE URRUTIA D	14	LEDEZMA CHOMON O	0:52
4	ALVAREZ ZUNIGA T	8	SANINO ZAVALA G	9	IRRIBARRA POLLONI	14	LEDEZMA CHOMON O	15	PENA KUZMICIC F	0:41
4	ALVAREZ ZUNIGA T	6	ITURRIAGA FERNANDE	8	SANINO ZAVALA G	12	COTRONEO NAVARRETE	14	LEDEZMA CHOMON O	0:38
4	ALVAREZ ZUNIGA T	6	ITURRIAGA FERNANDE	8	SANINO ZAVALA G	9	IRRIBARRA POLLONI	11	AGUIRRE URRUTIA D	0:18
4	ALVAREZ ZUNIGA T	10	ARTEAGA DIAZ R	12	COTRONEO NAVARRETE	14	LEDEZMA CHOMON O	15	PENA KUZMICIC F	0:10

Score development

4	ALVAREZ ZUNIGA T	8	SANINO ZAVALA G	9	IRRIBARRA POLLONI	14	LEDEZMA CHOMON O	15	PENA KUZMICIC F	0:41	+3
9	IRRIBARRA POLLONI	10	ARTEAGA DIAZ R	12	COTRONEO NAVARRETE	14	LEDEZMA CHOMON O	15	PENA KUZMICIC F	0:56	+3
9	IRRIBARRA POLLONI	10	ARTEAGA DIAZ R	12	COTRONEO NAVARRETE	13	BUSTAMANTE GUERRER	14	LEDEZMA CHOMON O	1:33	+2
6	ITURRIAGA FERNANDE	8	SANINO ZAVALA G	9	IRRIBARRA POLLONI	11	AGUIRRE URRUTIA D	14	LEDEZMA CHOMON O	0:52	+1
9	IRRIBARRA POLLONI	10	ARTEAGA DIAZ R	11	AGUIRRE URRUTIA D	12	COTRONEO NAVARRETE	15	PENA KUZMICIC F	1:40	+1
6	ITURRIAGA FERNANDE	8	SANINO ZAVALA G	12	COTRONEO NAVARRETE	13	BUSTAMANTE GUERRER	14	LEDEZMA CHOMON O	2:59	+1
4	ALVAREZ ZUNIGA T	10	ARTEAGA DIAZ R	12	COTRONEO NAVARRETE	14	LEDEZMA CHOMON O	15	PENA KUZMICIC F	0:10	0
4	ALVAREZ ZUNIGA T	6	ITURRIAGA FERNANDE	8	SANINO ZAVALA G	12	COTRONEO NAVARRETE	14	LEDEZMA CHOMON O	0:38	0
4	ALVAREZ ZUNIGA T	9	IRRIBARRA POLLONI	11	AGUIRRE URRUTIA D	13	BUSTAMANTE GUERRER	14	LEDEZMA CHOMON O	0:56	0
8	SANINO ZAVALA G	9	IRRIBARRA POLLONI	11	AGUIRRE URRUTIA D	14	LEDEZMA CHOMON O	15	PENA KUZMICIC F	1:08	0
9	IRRIBARRA POLLONI	10	ARTEAGA DIAZ R	13	BUSTAMANTE GUERRER	14	LEDEZMA CHOMON O	15	PENA KUZMICIC F	1:16	-1
4	ALVAREZ ZUNIGA T	8	SANINO ZAVALA G	11	AGUIRRE URRUTIA D	14	LEDEZMA CHOMON O	15	PENA KUZMICIC F	2:23	0
4	ALVAREZ ZUNIGA T	9	IRRIBARRA POLLONI	12	COTRONEO NAVARRETE	13	BUSTAMANTE GUERRER	14	LEDEZMA CHOMON O	6:32	-1
4	ALVAREZ ZUNIGA T	6	ITURRIAGA FERNANDE	8	SANINO ZAVALA G	9	IRRIBARRA POLLONI	11	AGUIRRE URRUTIA D	0:18	-2
4	ALVAREZ ZUNIGA T	8	SANINO ZAVALA G	9	IRRIBARRA POLLONI	12	COTRONEO NAVARRETE	15	PENA KUZMICIC F	1:12	-2
4	ALVAREZ ZUNIGA T	6	ITURRIAGA FERNANDE	8	SANINO ZAVALA G	11	AGUIRRE URRUTIA D	12	COTRONEO NAVARRETE	1:39	-2
4	ALVAREZ ZUNIGA T	9	IRRIBARRA POLLONI	10	ARTEAGA DIAZ R	13	BUSTAMANTE GUERRER	14	LEDEZMA CHOMON O	1:35	-3
8	SANINO ZAVALA G	9	IRRIBARRA POLLONI	12	COTRONEO NAVARRETE	13	BUSTAMANTE GUERRER	14	LEDEZMA CHOMON O	3:24	-5
4	ALVAREZ ZUNIGA T	10	ARTEAGA DIAZ R	11	AGUIRRE URRUTIA D	14	LEDEZMA CHOMON O	15	PENA KUZMICIC F	5:56	-5
4	ALVAREZ ZUNIGA T	6	ITURRIAGA FERNANDE	11	AGUIRRE URRUTIA D	13	BUSTAMANTE GUERRER	14	LEDEZMA CHOMON O	4:12	-10

LEGEND

+ Shot Made - Shot Missed

Timing and Results provided by TISSOT



Game No: 10

Start List

Стартовый список

BRA vs CHN

Referee: VECHERSKIS Mindaugas (LTU)

Umpire: BELIAKOV Sergei (RUS) / BUKURESTI Laszlo Lorand (ROU)

BRA - Brazil

No.	Name	Pos	Height m / ft in	Age	Current Games Statistics						
					PPG	FG%	3FG%	FT%	RPG	APG	MPG (GP)
4	FELICIO Cristiano Silva	C	2.08/6'10"	20	0.0				0.0	0.0	0:00 (0)
5	MARIANO Lucas Fernandes	F	2.05/6'9"	19	0.0				0.0	0.0	0:00 (0)
6	ALVES MAIA Rafael Donatti	F	2.01/6'7"	21	0.0				0.0	0.0	0:00 (0)
7	GONCALVES Isaac Rafael	G	1.94/6'4"	23	0.0				0.0	0.0	0:00 (0)
8	SILVA Andre De Souza	PF	2.00/6'7"	22	0.0				0.0	0.0	0:00 (0)
9	DEODATO Guilherme Pereira	SG	1.92/6'4"	22	0.0				0.0	0.0	0:00 (0)
10	MEINDL Leonardo Simoes	SG	1.97/6'6"	20	0.0				0.0	0.0	0:00 (0)
11	DALLA BARBA Matheus	G	1.98/6'6"	22	0.0				0.0	0.0	0:00 (0)
12	BERNARDI Joao Phylippe Belimiro	PF	1.97/6'6"	23	0.0				0.0	0.0	0:00 (0)
13	CORAZZA NETO Elio	PG	1.91/6'3"	23	0.0				0.0	0.0	0:00 (0)
14	CAMPOS Jefferson	PG	1.85/6'1"	22	0.0				0.0	0.0	0:00 (0)
15	CHAIA George Torres Homem	PG	1.86/6'1"	22	0.0				0.0	0.0	0:00 (0)
Team			1.96/6'5"	21.6							
Coach		SANTOS NETO Jose Alves									
Assistant Coach		DE CONTI Gustavo Antonio									

BRA Played		
PR	CHN	7 JUL
PR	FIN	8 JUL
PR	CHI	10 JUL
PR	LTU	11 JUL
PR	NOR	12 JUL


CHN - China

No.	Name	Pos	Height m / ft in	Age	Current Games Statistics						
					PPG	FG%	3FG%	FT%	RPG	APG	MPG (GP)
5	LIU Zihao	G	1.83/6'0"	21	0.0				0.0	0.0	0:00 (0)
6	WEN Hao	G	1.93/6'4"	22	0.0				0.0	0.0	0:00 (0)
7	CUI Jinming	F	1.93/6'4"	20	0.0				0.0	0.0	0:00 (0)
8	LI Zhigang	C	2.00/6'7"	21	0.0				0.0	0.0	0:00 (0)
9	GAO Xiangnan	F	1.90/6'3"	23	0.0				0.0	0.0	0:00 (0)
10	XIAO Jian	F	2.04/6'8"	18	0.0				0.0	0.0	0:00 (0)
11	LIU Lian	F	2.01/6'7"	22	0.0				0.0	0.0	0:00 (0)
12	SUN Hefeng	C	2.05/6'9"	20	0.0				0.0	0.0	0:00 (0)
13	ZHANG Hanqi	C	2.05/6'9"	22	0.0				0.0	0.0	0:00 (0)
14	DAI Huaibo	F	2.09/6'10"	19	0.0				0.0	0.0	0:00 (0)
15	WEI Meng	C	2.10/6'11"	23	0.0				0.0	0.0	0:00 (0)
Team			1.99/6'6"	21.0							
Coach		ZHOU Dianxue									
Assistant Coach		DU Chenglin									

CHN Played		
PR	BRA	7 JUL
PR	NOR	8 JUL
PR	LTU	10 JUL
PR	FIN	11 JUL
PR	CHI	12 JUL

LEGEND

(1) Point Guard	(2) Shooting Guard	(3) Small Forward	(4) Power Forward	(5) Centre
(C) Captain	3FG% 3 Points Field Goals %	APG Assists per Game	C Centre	F Forward
FG% Field Goals %	FT% Free Throws %	G Guard	GP Games Played	MPG Minutes Played per Game
Pos Playing Position	PPG Points per Game	PR Preliminary Round	RPG Rebounds per Game	

Timing and Results provided by  **TISSOT**



Game No: 10

Results
Результат

BRA 107 vs 65 CHN
(24:17, 26:15, 26:16, 31:17)

Referee: VECHERSKIS Mindaugas (LTU) Commissioner:
Umpire: BELIAKOV Sergei (RUS) / BUKURESTI Laszlo Lorand (ROU)

Scoring by 5 min intervals:	BRA	Q1		Q2		Q3		Q4	
		11	24	37	50	57	76	93	107
	CHN	11	17	22	32	41	48	54	65

BRA - Brazil

No.	Name	MIN	Field Goals		2 Points		3 Points		Free Throws		Rebounds			AS	TO	ST	BS	PF	FD	PTS	
			M/A	%	M/A	%	M/A	%	M/A	%	OR	DR	TOT								
*4	FELICIO Cristiano Silva	17:55	8/9	89	8/9	89	0/0	0	0/0	0	3	4	7	0	2	0	3	3	0	16	
*5	MARIANO Lucas Fernandes	27:54	7/11	64	6/8	75	1/3	33	3/5	60	0	2	2	1	1	0	0	5	3	18	
6	ALVES MAIA Rafael Donatti	16:20	5/5	100	5/5	100	0/0	0	0/0	0	4	1	5	1	2	1	0	0	1	10	
7	GONCALVES Isaac Rafael	7:13	3/4	75	2/3	67	1/1	100	0/0	0	1	0	1	1	0	1	0	0	0	7	
8	SILVA Andre De Souza	16:57	2/4	50	1/2	50	1/2	50	2/3	67	1	1	2	2	0	1	0	4	3	7	
*9	DEODATO Guilherme Pereira	17:51	3/8	38	2/3	67	1/5	20	2/2	100	2	1	3	2	2	0	1	2	4	9	
10	MEINDL Leonardo Simoes	17:12	3/5	60	2/2	100	1/3	33	0/0	0	0	3	3	0	0	1	0	3	1	7	
*11	DALLA BARBA Matheus	19:02	5/7	71	2/2	100	3/5	60	0/0	0	0	3	3	0	1	2	0	2	0	13	
12	BERNARDI Joao Philippe Belimiro	15:42	6/7	86	6/6	100	0/1	0	3/4	75	2	2	4	1	2	2	1	2	2	15	
13	CORAZZA NETO Elio	12:27	1/2	50	1/2	50	0/0	0	0/0	0	0	2	2	6	2	1	0	4	1	2	
14	CAMPOS Jefferson	10:33	1/5	20	0/4	0	1/1	100	0/0	0	0	2	2	2	0	0	0	0	0	3	
*15	CHAIJA George Torres Homem	20:54	0/3	0	0/0	0	0/3	0	0/0	0	1	5	6	7	4	0	0	1	0	0	
Team / Coach																					
Totals			44/70	63	35/46	76	9/24	38	10/14	71	14	29	43	23	16	9	6	26	15	107	
Coach	SANTOS NETO Jose Alves																				
Assistant Coach	DE CONTI Gustavo Antonio																				

CHN - China

No.	Name	MIN	Field Goals		2 Points		3 Points		Free Throws		Rebounds			AS	TO	ST	BS	PF	FD	PTS	
			M/A	%	M/A	%	M/A	%	M/A	%	OR	DR	TOT								
*5	LIU Zihao	34:32	2/6	33	1/3	33	1/3	33	1/2	50	1	3	4	2	4	1	0	1	6	6	
6	WEN Hao	7:42	0/0	0	0/0	0	0/0	0	0/0	0	0	0	0	0	0	0	0	0	0	0	
*7	CUI Jinming	37:56	10/17	59	10/16	63	0/1	0	2/6	33	1	1	2	0	3	2	2	2	4	22	
8	LI Zhigang	10:25	1/2	50	1/2	50	0/0	0	0/0	0	0	2	2	2	2	0	0	1	0	2	
9	GAO Xiangnan	7:25	1/2	50	1/2	50	0/0	0	0/0	0	0	1	1	0	1	1	0	0	2	2	
10	XIAO Jian	3:47	0/0	0	0/0	0	0/0	0	0/0	0	0	0	0	0	1	0	0	0	0	0	
*11	LIU Lian	28:38	4/10	40	3/4	75	1/6	17	4/4	100	2	3	5	0	2	3	0	2	3	13	
12	SUN Hefeng	10:55	0/2	0	0/2	0	0/0	0	2/2	100	0	0	0	0	1	0	0	1	2	2	
13	ZHANG Hanqi	5:35	0/1	0	0/1	0	0/0	0	1/2	50	0	1	1	0	1	0	1	1	1	1	
*14	DAI Huaibo	28:57	2/11	18	2/8	25	0/3	0	5/8	63	3	4	7	0	2	1	0	4	6	9	
*15	WEI Meng	24:08	3/4	75	3/4	75	0/0	0	2/2	100	1	2	3	0	3	2	2	3	2	8	
Team / Coach																					
Totals			23/55	42	21/42	50	2/13	15	17/26	65	8	19	27	4	20	10	5	15	26	65	
Coach	ZHOU Dianxue																				
Assistant Coach	DU Chenglin																				

	BRA	CHN
Points from Turnovers	25	8
Points in the Paint	64	36
Second Chance Points	10	2
Fast Break Points	0	0

	BRA	CHN
Biggest Lead	46	2
Biggest Scoring Run	10-0 (76-46)	4-0 (6-6)
Lead Changes	5	
Times Tied	5	

LEGEND			
%	Shooting Percentage	(C)	Captain
BS	Blocked Shots	DR	Defensive Rebounds
OR	Offensive Rebounds	OTx	Overtime
S	Suspended	ST	Steals
(I)	Injured	FD	Fouls Drawn
PF	Fouls	PTS	Points
TO	Turnovers	TOT	Total Rebounds
*	Starters	AS	Assists
M/A	Made / Attempts	MIN	Minutes Played
Qx	Quarter Time		



Game No: 10

Shot Chart
Схема бросков

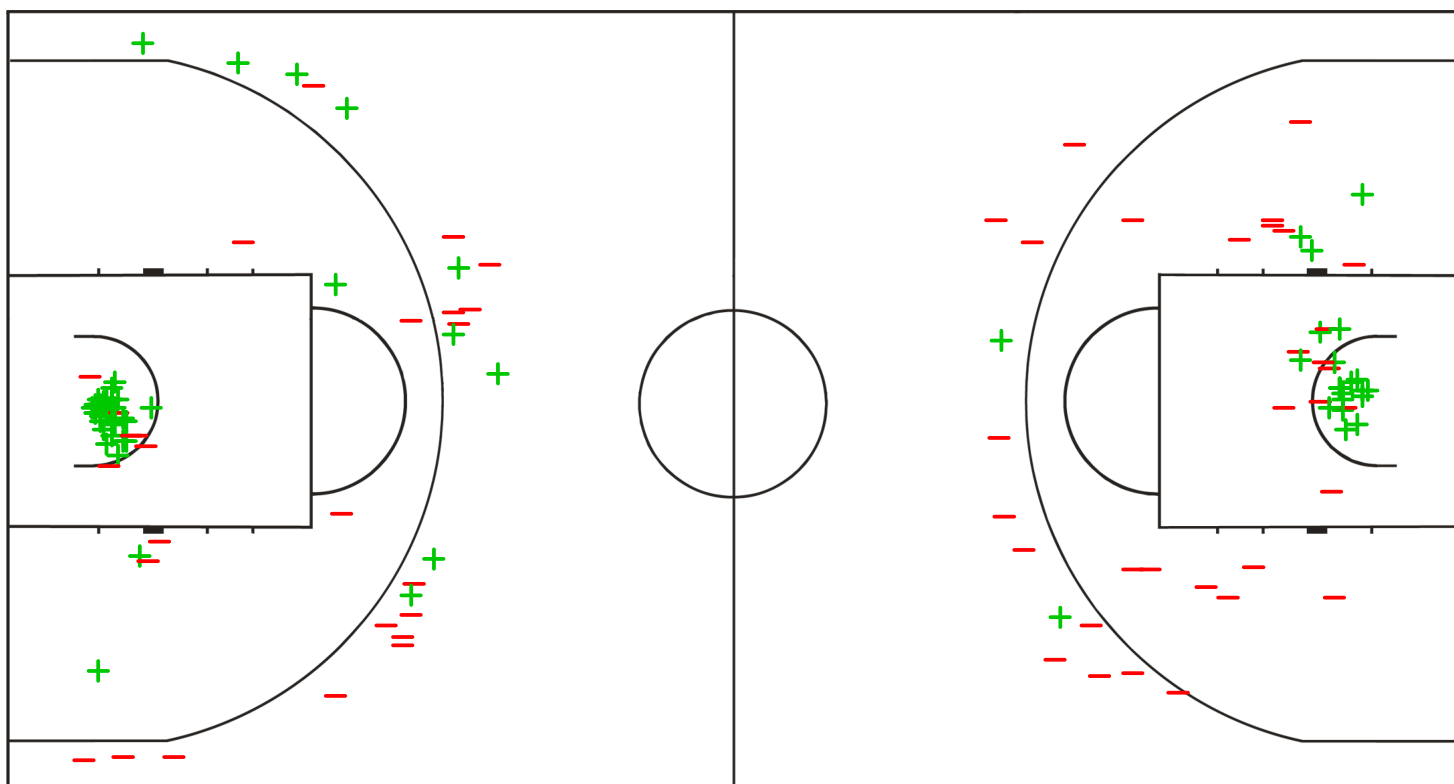
BRA 107 vs 65 CHN
(24 - 17, 26 - 15, 26 - 16, 31 - 17)

Scoring by 5 min intervals:

	Q1		Q2		Q3		Q4	
BRA	11	24	37	50	57	76	93	107
CHN	11	17	22	32	41	48	54	65

BRA - Brazil

CHN - China



LEGEND

+ Shot Made

- Shot Missed

Timing and Results provided by **TISSOT**



Game No: 10

Shot Chart
Схема бросков

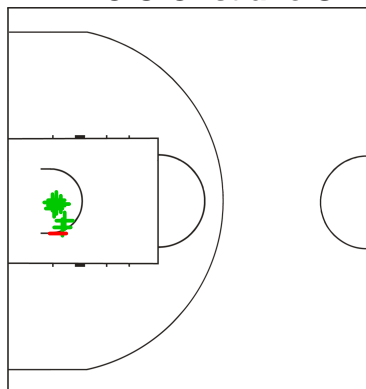
BRA 107 vs 65 CHN
(24 - 17, 26 - 15, 26 - 16, 31 - 17)

Scoring by 5 min intervals:

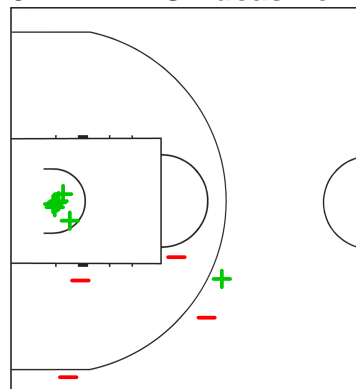
	Q1		Q2		Q3		Q4	
BRA	11	24	37	50	57	76	93	107
CHN	11	17	22	32	41	48	54	65

BRA - Brazil

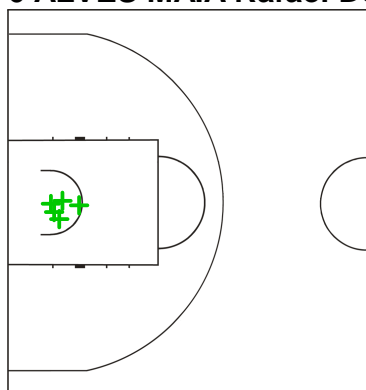
4 FELICIO Cristiano Silva



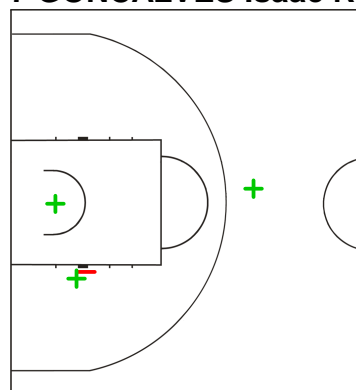
5 MARIANO Lucas Fernandes



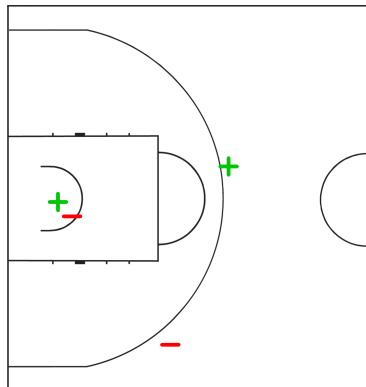
6 ALVES MAIA Rafael Donatti



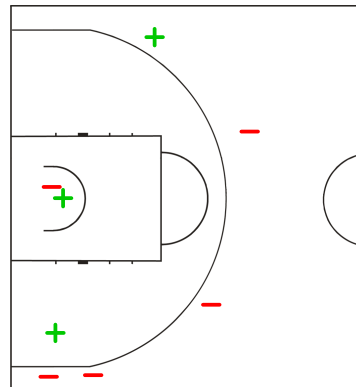
7 GONCALVES Isaac Rafael



8 SILVA Andre De Souza



9 DEODATO Guilherme Pereira



LEGEND

+ Shot Made

-

Shot Missed

Timing and Results provided by **TISSOT**



Game No: 10

Shot Chart

Схема бросков

BRA 107 vs 65 CHN

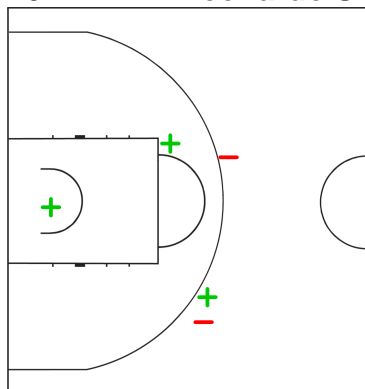
(24 - 17, 26 - 15, 26 - 16, 31 - 17)

Scoring by 5 min intervals:

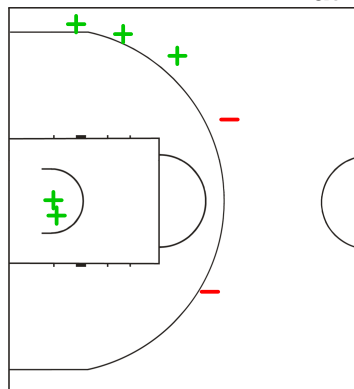
	Q1		Q2		Q3		Q4	
BRA	11	24	37	50	57	76	93	107
CHN	11	17	22	32	41	48	54	65

BRA - Brazil

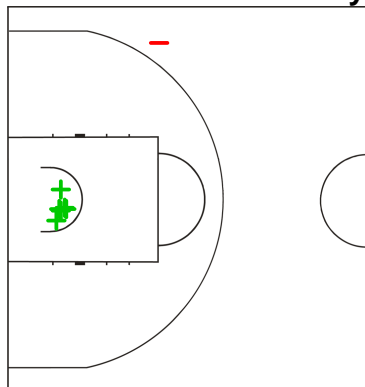
10 MEINDL Leonardo Simoes



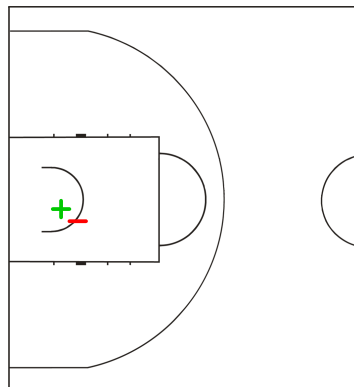
11 DALLA BARBA Matheus



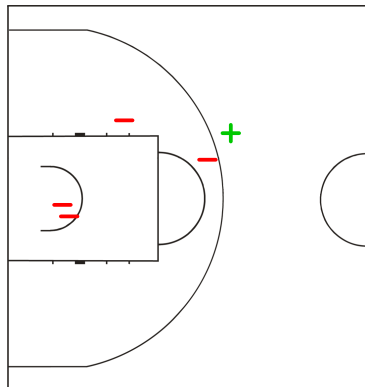
12 BERNARDI Joao Phyllipe Belimiro



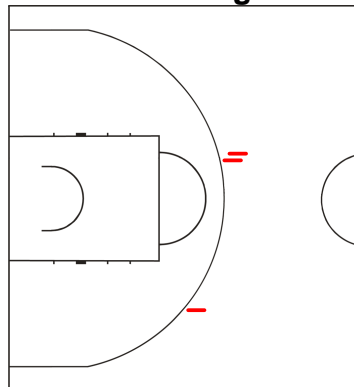
13 CORAZZA NETO Elio



14 CAMPOS Jefferson



15 CHAIA George Torres Homem



LEGEND

+ Shot Made

-

Shot Missed



Game No: 10

Shot Chart
Схема бросков

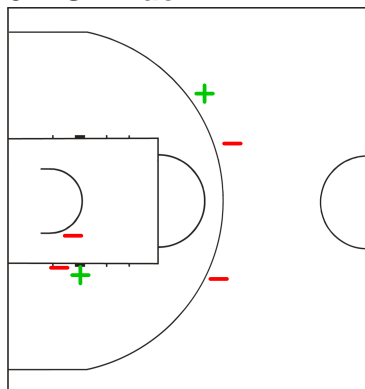
BRA 107 vs 65 CHN
(24 - 17, 26 - 15, 26 - 16, 31 - 17)

Scoring by 5 min intervals:

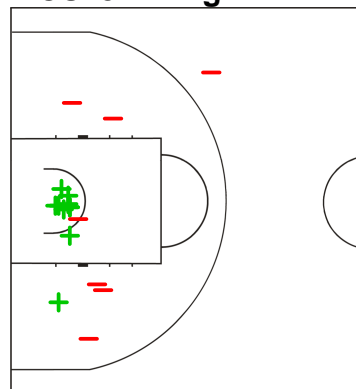
	Q1		Q2		Q3		Q4	
BRA	11	24	37	50	57	76	93	107
CHN	11	17	22	32	41	48	54	65

CHN - China

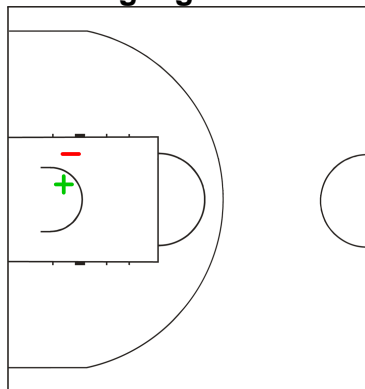
5 LIU Zihao



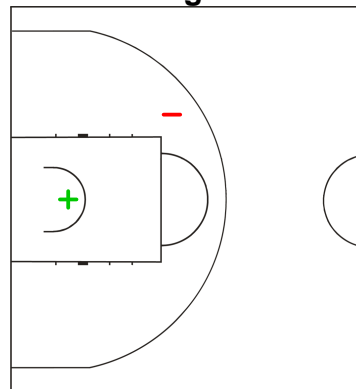
7 CUI Jinming



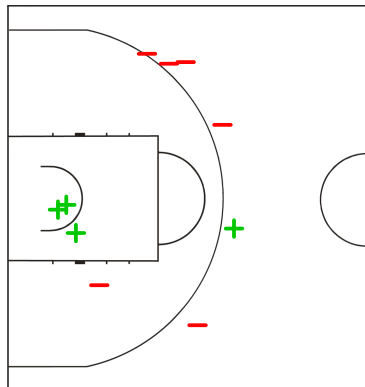
8 LI Zhigang



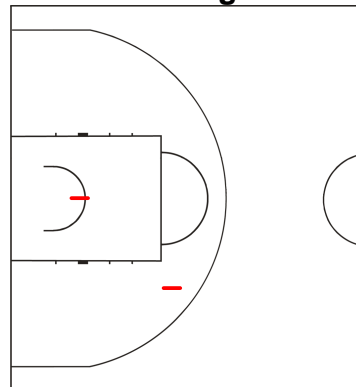
9 GAO Xiangnan



11 LIU Lian



12 SUN Hefeng



LEGEND

+ Shot Made

- Shot Missed

Timing and Results provided by **TISSOT**



Game No: 10

Shot Chart
Схема бросков

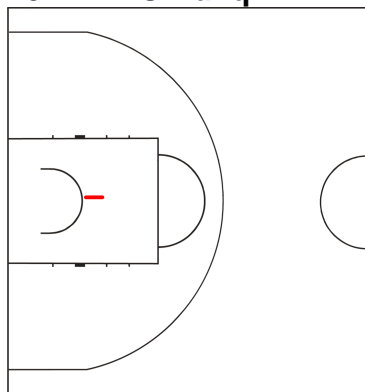
BRA 107 vs 65 CHN
(24 - 17, 26 - 15, 26 - 16, 31 - 17)

Scoring by 5 min intervals:

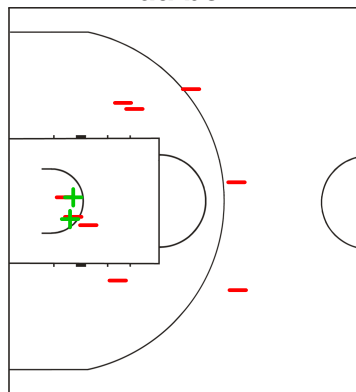
	Q1		Q2		Q3		Q4	
BRA	11	24	37	50	57	76	93	107
CHN	11	17	22	32	41	48	54	65

CHN - China

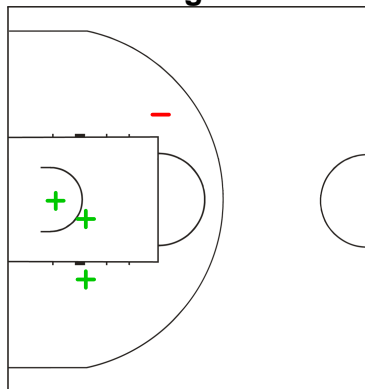
13 ZHANG Hanqi



14 DAI Huaibo



15 WEI Meng



LEGEND

+ Shot Made

- Shot Missed

Timing and Results provided by **TISSOT**



Game No: 10

Lineup Analysis

Анализ

BRA 107 vs 65 CHN

BRA

Lineup efficiency

4 FELICIO C	5 MARIANO L	10 MEINDL L	12 BERNARDI J	14 Campos J	6:06
4 FELICIO C	5 MARIANO L	9 DEODATO G	11 DALLA BARBA M	15 CHAIA G	5:17
6 ALVES MAIA R	8 SILVA A	9 DEODATO G	11 DALLA BARBA M	15 CHAIA G	3:53
4 FELICIO C	5 MARIANO L	9 DEODATO G	10 MEINDL L	15 CHAIA G	3:09
6 ALVES MAIA R	7 GONCALVES I	8 SILVA A	11 DALLA BARBA M	13 Corazza Neto E	3:04
5 MARIANO L	8 SILVA A	11 DALLA BARBA M	12 BERNARDI J	15 CHAIA G	2:36
6 ALVES MAIA R	7 GONCALVES I	8 SILVA A	10 MEINDL L	13 Corazza Neto E	2:26
5 MARIANO L	6 ALVES MAIA R	11 DALLA BARBA M	12 BERNARDI J	15 CHAIA G	2:20
4 FELICIO C	5 MARIANO L	12 BERNARDI J	13 Corazza Neto E	14 Campos J	2:03
5 MARIANO L	8 SILVA A	12 BERNARDI J	13 Corazza Neto E	14 Campos J	1:43
4 FELICIO C	8 SILVA A	9 DEODATO G	11 DALLA BARBA M	15 CHAIA G	1:20
5 MARIANO L	6 ALVES MAIA R	9 DEODATO G	10 MEINDL L	13 Corazza Neto E	1:18
5 MARIANO L	6 ALVES MAIA R	9 DEODATO G	10 MEINDL L	15 CHAIA G	1:08
6 ALVES MAIA R	8 SILVA A	9 DEODATO G	10 MEINDL L	13 Corazza Neto E	1:00
5 MARIANO L	6 ALVES MAIA R	7 GONCALVES I	10 MEINDL L	15 CHAIA G	0:56
5 MARIANO L	9 DEODATO G	10 MEINDL L	12 BERNARDI J	14 Campos J	0:33
5 MARIANO L	7 GONCALVES I	8 SILVA A	11 DALLA BARBA M	13 Corazza Neto E	0:32
6 ALVES MAIA R	7 GONCALVES I	8 SILVA A	10 MEINDL L	15 CHAIA G	0:15
5 MARIANO L	9 DEODATO G	10 MEINDL L	12 BERNARDI J	13 Corazza Neto E	0:13
8 SILVA A	10 MEINDL L	12 BERNARDI J	13 Corazza Neto E	14 Campos J	0:08

Score development

4 FELICIO C	5 MARIANO L	10 MEINDL L	12 BERNARDI J	14 Campos J	6:06	+15
6 ALVES MAIA R	7 GONCALVES I	8 SILVA A	11 DALLA BARBA M	13 Corazza Neto E	3:04	+8
6 ALVES MAIA R	8 SILVA A	9 DEODATO G	11 DALLA BARBA M	15 CHAIA G	3:53	+8
5 MARIANO L	6 ALVES MAIA R	11 DALLA BARBA M	12 BERNARDI J	15 CHAIA G	2:20	+4
6 ALVES MAIA R	7 GONCALVES I	8 SILVA A	10 MEINDL L	13 Corazza Neto E	2:26	+4
5 MARIANO L	9 DEODATO G	10 MEINDL L	12 BERNARDI J	13 Corazza Neto E	0:13	+3
6 ALVES MAIA R	7 GONCALVES I	8 SILVA A	10 MEINDL L	15 CHAIA G	0:15	+2
5 MARIANO L	9 DEODATO G	10 MEINDL L	12 BERNARDI J	14 Campos J	0:33	+2
5 MARIANO L	6 ALVES MAIA R	9 DEODATO G	10 MEINDL L	15 CHAIA G	1:08	+2
5 MARIANO L	6 ALVES MAIA R	9 DEODATO G	10 MEINDL L	13 Corazza Neto E	1:18	+2
4 FELICIO C	5 MARIANO L	12 BERNARDI J	13 Corazza Neto E	14 Campos J	2:03	+1
5 MARIANO L	8 SILVA A	11 DALLA BARBA M	12 BERNARDI J	15 CHAIA G	2:36	+1
5 MARIANO L	6 ALVES MAIA R	7 GONCALVES I	10 MEINDL L	15 CHAIA G	0:56	0
6 ALVES MAIA R	8 SILVA A	9 DEODATO G	10 MEINDL L	13 Corazza Neto E	1:00	0
5 MARIANO L	8 SILVA A	12 BERNARDI J	13 Corazza Neto E	14 Campos J	1:43	0
4 FELICIO C	5 MARIANO L	9 DEODATO G	10 MEINDL L	15 CHAIA G	3:09	-1
8 SILVA A	10 MEINDL L	12 BERNARDI J	13 Corazza Neto E	14 Campos J	0:08	-2
5 MARIANO L	7 GONCALVES I	8 SILVA A	11 DALLA BARBA M	13 Corazza Neto E	0:32	-2
4 FELICIO C	5 MARIANO L	9 DEODATO G	11 DALLA BARBA M	15 CHAIA G	5:17	-2
4 FELICIO C	8 SILVA A	9 DEODATO G	11 DALLA BARBA M	15 CHAIA G	1:20	-3



Game No: 11

Start List

Стартовый список

LTU vs NOR

Referee: KENYON Reid Allan (CAN)

Umpire: AYALA PEREZ Jose Juan (MEX) / AL BULUSHI Ahmed (OMA)

LTU - Lithuania

No.	Name	Pos	Height m / ft in	Age	Current Games Statistics						
					PPG	FG%	3FG%	FT%	RPG	APG	MPG (GP)
4	VASILIAUSKAS Sarunas	G	1.88/6'2"	24	0.0				0.0	0.0	0:00 (0)
5	CIZAUSKAS Vytenis	G	1.87/6'2"	20	0.0				0.0	0.0	0:00 (0)
6	PECIUKEVICIUS Augustas	G	1.92/6'4"	21	0.0				0.0	0.0	0:00 (0)
7	BENDZIUS Eimantas	F	2.06/6'9"	23	0.0				0.0	0.0	0:00 (0)
8	JUSKEVICIUS Adas	G	1.94/6'4"	24	0.0				0.0	0.0	0:00 (0)
9	ULANOVAS Edgaras	F	2.00/6'7"	21	0.0				0.0	0.0	0:00 (0)
10	LIPKEVICIUS Vytenis	G	1.97/6'6"	24	0.0				0.0	0.0	0:00 (0)
11	KUPSAS Mindaugas	C	2.16/7'1"	22	0.0				0.0	0.0	0:00 (0)
12	ORELIK Gediminas	F	2.00/6'7"	23	0.0				0.0	0.0	0:00 (0)
13	BUTERLEVICIUS Simas	G	2.00/6'7"	24	0.0				0.0	0.0	0:00 (0)
14	CEPUKAITIS Vaidas	C	2.07/6'9"	24	0.0				0.0	0.0	0:00 (0)
15	DRUNGILAS Adomas	G	2.05/6'9"	22	0.0				0.0	0.0	0:00 (0)
Team			1.99/6'6"	22.7							

LTU Played		
PR	NOR	7 JUL
PR	CHI	8 JUL
PR	CHN	10 JUL
PR	BRA	11 JUL
PR	FIN	12 JUL


NOR - Norway

No.	Name	Pos	Height m / ft in	Age	Current Games Statistics						
					PPG	FG%	3FG%	FT%	RPG	APG	MPG (GP)
4	MIDTVEDT Magnus	G	1.82/6'0"	23	0.0				0.0	0.0	0:00 (0)
5	BOEHN Fredrik	F	1.98/6'6"	22	0.0				0.0	0.0	0:00 (0)
6	STIEN Anders	F	1.97/6'6"	23	0.0				0.0	0.0	0:00 (0)
7	OSTBYE Nicolay	G	1.88/6'2"	24	0.0				0.0	0.0	0:00 (0)
8	JAWARA Karamo	F	2.02/6'8"	22	0.0				0.0	0.0	0:00 (0)
9	LUNDESTAD Oevind	G	1.94/6'4"	22	0.0				0.0	0.0	0:00 (0)
10	BOLIN Aksel	G	2.03/6'8"	22	0.0				0.0	0.0	0:00 (0)
11	MJOS Stian	G	1.83/6'0"	24	0.0				0.0	0.0	0:00 (0)
12	FIVELSTAD Magne	F	1.96/6'5"	23	0.0				0.0	0.0	0:00 (0)
13	SOMMERFELDT Torgrim	F	1.98/6'6"	24	0.0				0.0	0.0	0:00 (0)
14	NWACHUKWU Roy Emeka	F	1.97/6'6"	22	0.0				0.0	0.0	0:00 (0)
15	BRADASCIO Mattia	C	2.07/6'9"	22	0.0				0.0	0.0	0:00 (0)
Team			1.95/6'5"	22.8							
Coach		ECKHOFF Mathias									
Assistant Coach		STOLLER Baard					HACKMAN Brent				

NOR Played		
PR	LTU	7 JUL
PR	CHN	8 JUL
PR	FIN	10 JUL
PR	CHI	11 JUL
PR	BRA	12 JUL

LEGEND

(1) Point Guard	(2) Shooting Guard	(3) Small Forward	(4) Power Forward	(5) Centre
(C) Captain	3FG% 3 Points Field Goals %	APG Assists per Game	C Centre	F Forward
FG% Field Goals %	FT% Free Throws %	G Guard	GP Games Played	MPG Minutes Played per Game
Pos Playing Position	PPG Points per Game	PR Preliminary Round	RPG Rebounds per Game	

Timing and Results provided by  TISSOT



Game No: 11

Results
Результат

Attendance: 102

Match Duration: 1:47

LTU 94 vs 71 NOR
(23:15, 33:23, 23:18, 15:15)

Referee: KENYON Reid Allan (CAN) Commissioner:
Umpire: AYALA PEREZ Jose Juan (MEX) / AL BULUSHI Ahmed (OMA)

Scoring by 5 min intervals:	LTU	Q1		Q2		Q3		Q4	
		8	23	39	58	70	79	90	94
	NOR	10	15	24	38	44	56	61	71

LTU - Lithuania

No.	Name	MIN	Field Goals		2 Points		3 Points		Free Throws		Rebounds			AS	TO	ST	BS	PF	FD	PTS
			M/A	%	M/A	%	M/A	%	M/A	%	OR	DR	TOT							
4	VASILIAUSKAS Sarunas	16:19	1/3	33	0/1	0	1/2	50	1/2	50	0	0	0	0	2	1	0	0	2	4
*5	CIZAUSKAS Vytenis	18:12	5/6	83	3/4	75	2/2	100	0/0	0	0	2	2	4	2	1	0	0	1	12
6	PECIUKEVICIUS Augustas	5:29	0/3	0	0/2	0	0/1	0	0/0	0	0	1	1	1	1	0	0	1	1	0
7	BENDZIUS Eimantas	19:35	6/7	86	5/6	83	1/1	100	0/0	0	3	2	5	0	1	0	1	2	2	13
*8	JUSKEVICIUS Adas	24:47	3/8	38	1/2	50	2/6	33	1/2	50	0	4	4	5	0	2	0	0	2	9
9	ULANOVAS Edgaras	7:05	0/0	0	0/0	0	0/0	0	0/0	0	0	2	2	0	0	0	0	0	1	0
*10	LIPKEVICIUS Vytenis	25:14	3/6	50	2/3	67	1/3	33	8/8	100	0	1	1	2	4	0	0	4	4	15
11	KUPSAS Mindaugas	3:01	0/1	0	0/1	0	0/0	0	0/0	0	0	0	0	0	1	0	0	2	0	0
*12	ORELIK Gediminas	22:07	2/4	50	1/3	33	1/1	100	6/7	86	4	1	5	0	6	2	0	3	5	11
13	BUTERLEVICIUS Simas	22:54	6/7	86	2/3	67	4/4	100	0/0	0	0	0	0	1	0	0	0	0	0	16
*14	CEPUKAITIS Vaidas	21:41	4/7	57	4/7	57	0/0	0	0/0	0	6	4	10	2	1	0	0	2	2	8
15	DRUNGILAS Adomas	13:36	2/4	50	2/3	67	0/1	0	2/2	100	1	5	6	3	2	0	0	2	1	6
Team / Coach											1	2	3							
Totals			32/56	57	20/35	57	12/21	57	18/21	86	15	24	39	18	20	6	1	16	21	94

NOR - Norway

No.	Name	MIN	Field Goals		2 Points		3 Points		Free Throws		Rebounds			AS	TO	ST	BS	PF	FD	PTS
			M/A	%	M/A	%	M/A	%	M/A	%	OR	DR	TOT							
4	MIDTVEDT Magnus	7:19	0/0	0	0/0	0	0/0	0	0/0	0	0	0	0	0	1	0	0	2	0	0
5	BOEHN Fredrik	8:09	1/2	50	0/0	0	1/2	50	0/0	0	0	0	0	1	0	0	0	2	0	3
*6	STIEN Anders	17:08	6/7	86	3/3	100	3/4	75	3/4	75	0	0	0	1	1	0	0	3	3	18
7	OSTBYE Nicolay	11:22	2/3	67	2/3	67	0/0	0	2/2	100	0	0	0	0	3	0	0	0	2	6
*8	JAWARA Karamo	15:49	3/4	75	2/3	67	1/1	100	0/1	0	0	1	1	1	2	2	0	2	1	7
9	LUNDESTAD Oevind	10:56	0/3	0	0/2	0	0/1	0	1/2	50	0	0	0	1	0	0	0	1	1	1
*10	BOLIN Aksel	22:48	2/3	67	2/3	67	0/0	0	2/2	100	2	1	3	1	4	2	0	4	1	6
*11	MJOS Stian	31:32	1/12	8	1/6	17	0/6	0	0/0	0	0	2	2	6	0	0	0	2	3	2
12	FIVELSTAD Magne	16:35	2/2	100	2/2	100	0/0	0	2/2	100	1	1	2	1	0	0	0	1	1	6
*13	SOMMERFELDT Torgrim	26:37	3/7	43	1/2	50	2/5	40	1/2	50	0	1	1	2	0	3	0	3	2	9
14	NWACHUKWU Roy Emeka	24:58	4/7	57	3/6	50	1/1	100	0/2	0	1	1	2	2	1	1	0	1	2	9
15	BRADASCIO Mattia	6:47	2/2	100	2/2	100	0/0	0	0/0	0	1	0	1	0	0	0	0	0	0	4
Team / Coach											1	2	3		2					
Totals			26/52	50	18/32	56	8/20	40	11/17	65	6	9	15	16	14	8	0	21	16	71
Coach		ECKHOFF Mathias																		
Assistant Coach		STOLLER Baard									HACKMAN Brent									

	LTU	NOR
Points from Turnovers	8	16
Points in the Paint	26	28
Second Chance Points	8	4
Fast Break Points	2	0

	LTU	NOR
Biggest Lead	31	6
Biggest Scoring Run	11-0 (26-15)	8-0 (72-53)
Lead Changes	7	
Times Tied	3	

LEGEND			
%	Shooting Percentage	(C)	Captain
BS	Blocked Shots	DR	Defensive Rebounds
OR	Offensive Rebounds	OTx	Overtime
S	Suspended	ST	Steals
(I)	Injured	FD	Fouls Drawn
*	Starters	PF	Fouls
M/A	Made / Attempts	TO	Turnovers
PTS	Points	TOT	Total Rebounds
AS	Assists	MIN	Minutes Played
Qx	Quarter Time		

Timing and Results provided by TISSOT



Game No: 11

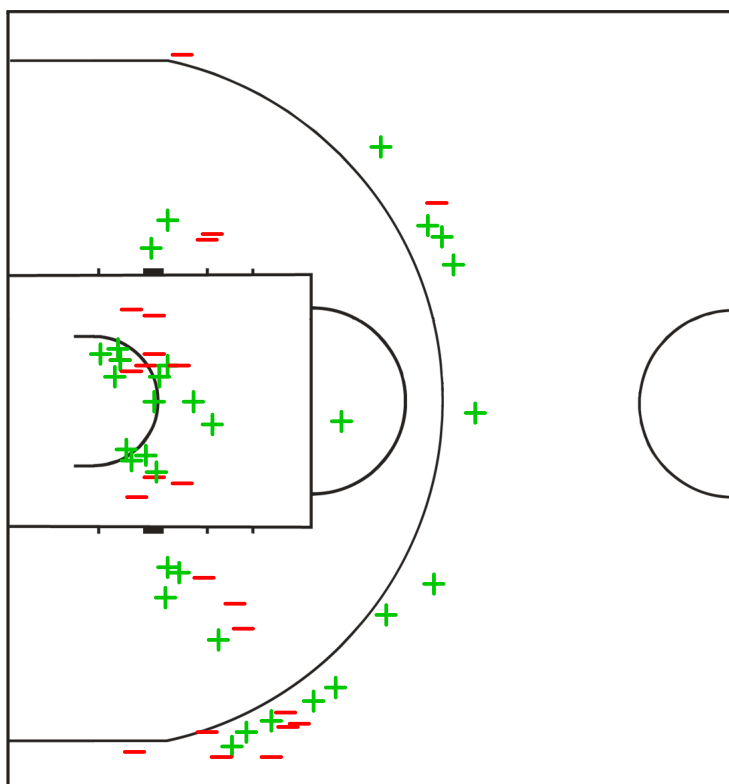
Shot Chart
Схема бросков

LTU 94 vs 71 NOR
(23 - 15, 33 - 23, 23 - 18, 15 - 15)

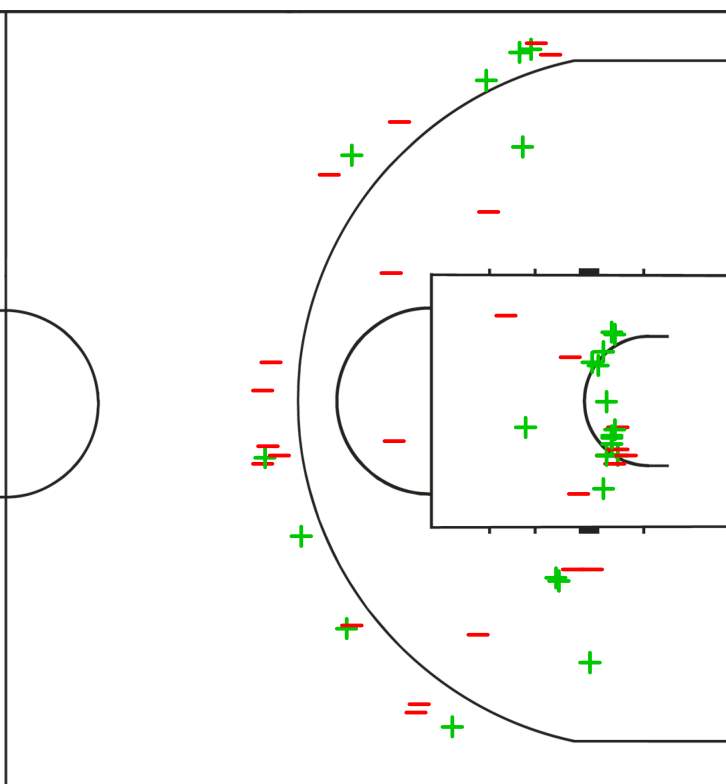
Scoring by 5 min intervals:

	Q1		Q2		Q3		Q4	
LTU	8	23	39	58	70	79	90	94
NOR	10	15	24	38	44	56	61	71

LTU - Lithuania



NOR - Norway



LEGEND

+ Shot Made

- Shot Missed

Timing and Results provided by TISSOT



Game No: 11

Shot Chart
Схема бросков

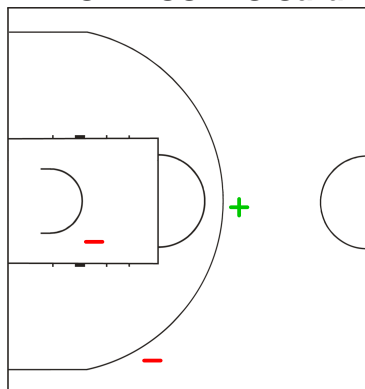
LTU 94 vs 71 NOR
(23 - 15, 33 - 23, 23 - 18, 15 - 15)

Scoring by 5 min intervals:

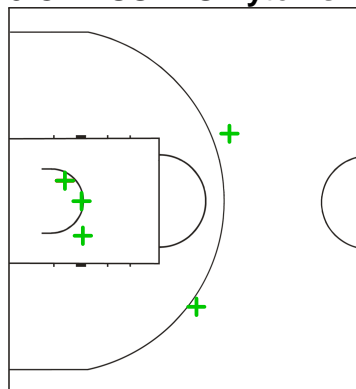
	Q1		Q2		Q3		Q4	
LTU	8	23	39	58	70	79	90	94
NOR	10	15	24	38	44	56	61	71

LTU - Lithuania

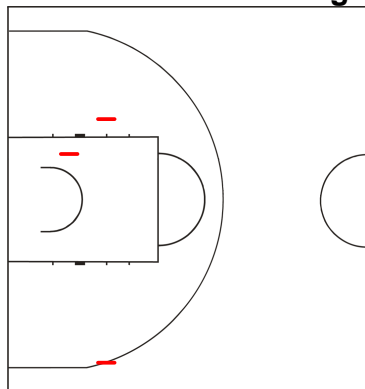
4 VASILIAUSKAS Sarunas



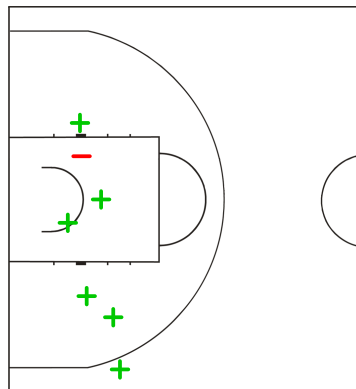
5 CIZAUSKAS Vytenis



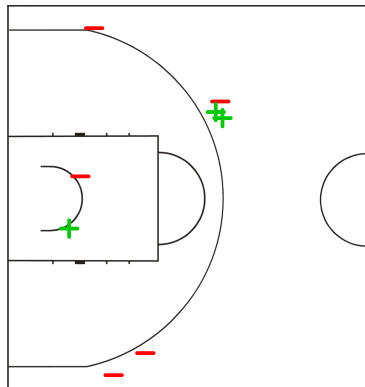
6 PECIUKEVICIUS Augustas



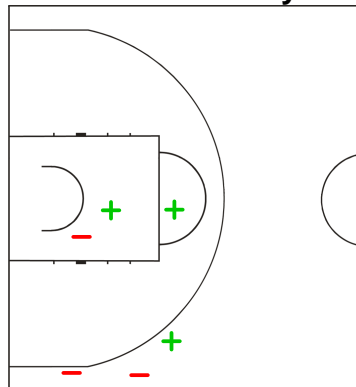
7 BENDZIUS Eimantas



8 JUSKEVICIUS Adas



10 LIPKEVICIUS Vytenis



LEGEND

+ Shot Made

-

Shot Missed

Timing and Results provided by TISSOT



Game No: 11

Shot Chart
Схема бросков

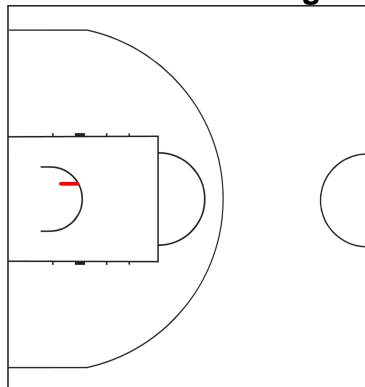
LTU 94 vs 71 NOR
(23 - 15, 33 - 23, 23 - 18, 15 - 15)

Scoring by 5 min intervals:

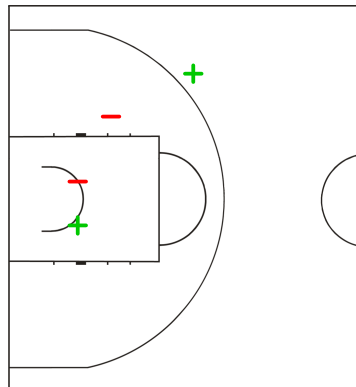
	Q1		Q2		Q3		Q4	
LTU	8	23	39	58	70	79	90	94
NOR	10	15	24	38	44	56	61	71

LTU - Lithuania

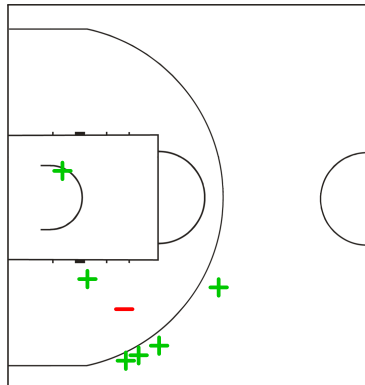
11 KUPSAS Mindaugas



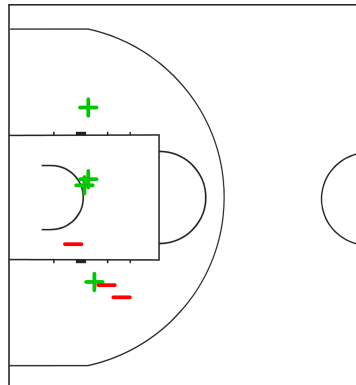
12 ORELIK Gediminas



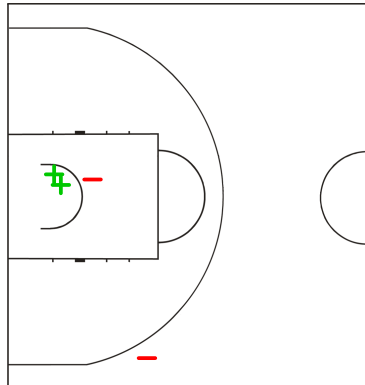
13 BUTERLEVICIUS Simas



14 CEPUKAITIS Vaidas



15 DRUNGILAS Adomas



LEGEND

+ Shot Made

- Shot Missed



Game No: 11

Shot Chart
Схема бросков

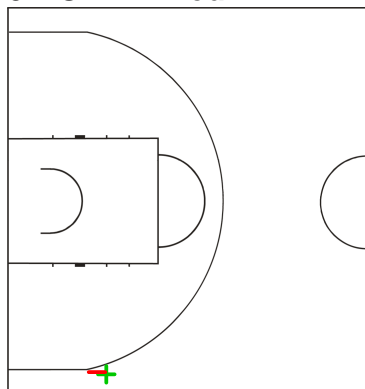
LTU 94 vs 71 NOR
(23 - 15, 33 - 23, 23 - 18, 15 - 15)

Scoring by 5 min intervals:

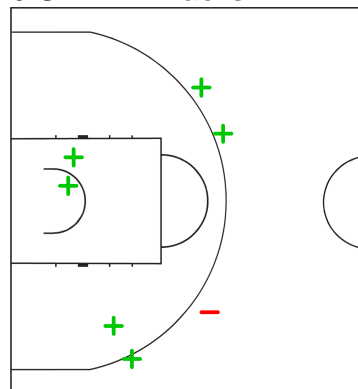
	Q1		Q2		Q3		Q4	
LTU	8	23	39	58	70	79	90	94
NOR	10	15	24	38	44	56	61	71

NOR - Norway

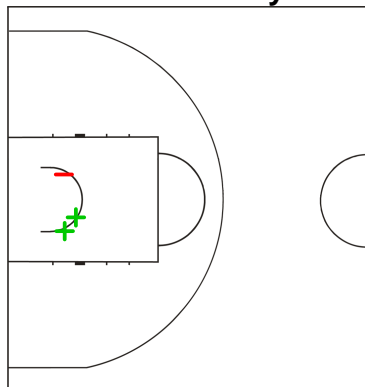
5 BOEHN Fredrik



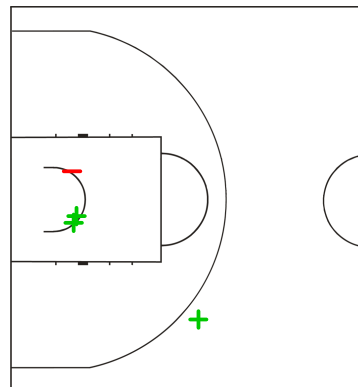
6 STIEN Anders



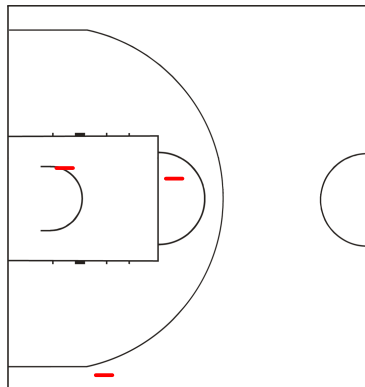
7 OSTBYE Nicolay



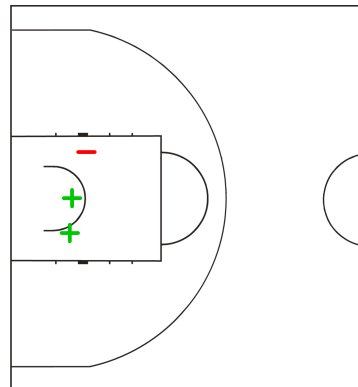
8 JAWARA Karamo



9 LUNDESTAD Oevind



10 BOLIN Aksel



LEGEND

+ Shot Made - Shot Missed



Game No: 11

Shot Chart
Схема бросков

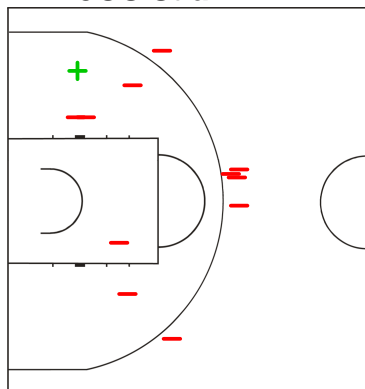
LTU 94 vs 71 NOR
(23 - 15, 33 - 23, 23 - 18, 15 - 15)

Scoring by 5 min intervals:

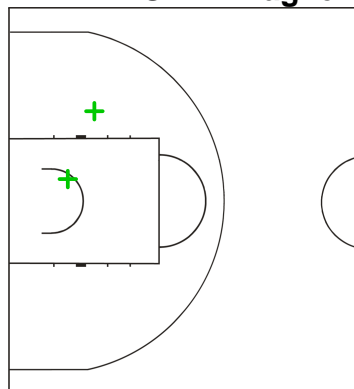
	Q1		Q2		Q3		Q4	
LTU	8	23	39	58	70	79	90	94
NOR	10	15	24	38	44	56	61	71

NOR - Norway

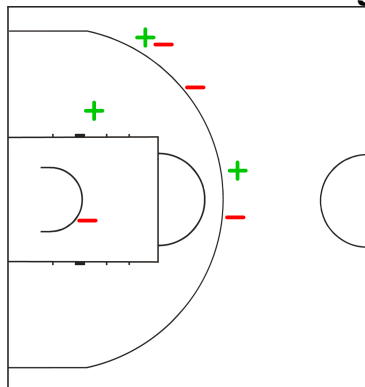
11 MJOS Stian



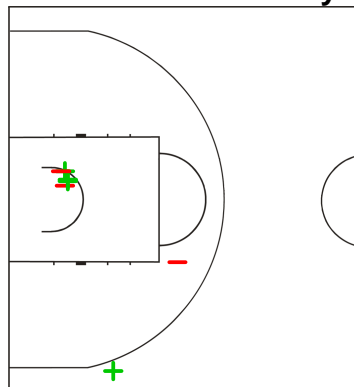
12 FIVELSTAD Magne



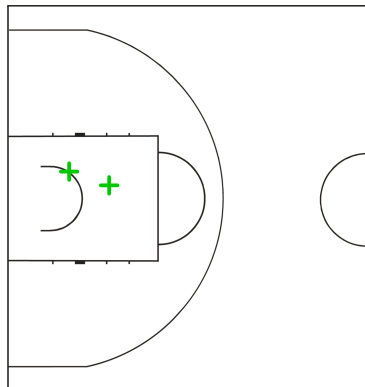
13 SOMMERFELDT Torgrim



14 NWACHUKWU Roy Emeka



15 BRADASCIO Mattia



LEGEND

+ Shot Made

- Shot Missed



Game No: 11

Lineup Analysis

Анализ

LTU 94 vs 71 NOR

LTU

Lineup efficiency

5	Cizauskas V	8	Juskevicius A	10	Lipkevicius V	12	Orelik G	14	Cepukaitis V	8:10
5	Cizauskas V	10	Lipkevicius V	12	Orelik G	13	Buterlevicius S	15	Drungilas A	4:02
4	Vasiliauskas S	7	Bendzius E	10	Lipkevicius V	13	Buterlevicius S	15	Drungilas A	3:36
4	Vasiliauskas S	7	Bendzius E	8	Juskevicius A	13	Buterlevicius S	14	Cepukaitis V	3:36
4	Vasiliauskas S	7	Bendzius E	8	Juskevicius A	13	Buterlevicius S	15	Drungilas A	3:29
4	Vasiliauskas S	8	Juskevicius A	12	Orelik G	13	Buterlevicius S	14	Cepukaitis V	2:55
5	Cizauskas V	8	Juskevicius A	10	Lipkevicius V	12	Orelik G	15	Drungilas A	2:24
5	Cizauskas V	7	Bendzius E	8	Juskevicius A	11	Kupsas M	13	Buterlevicius S	1:43
4	Vasiliauskas S	9	Ulanovas E	12	Orelik G	13	Buterlevicius S	14	Cepukaitis V	1:36
6	Peciukevicius A	7	Bendzius E	9	Ulanovas E	10	Lipkevicius V	14	Cepukaitis V	1:29
5	Cizauskas V	8	Juskevicius A	10	Lipkevicius V	11	Kupsas M	12	Orelik G	1:18
6	Peciukevicius A	7	Bendzius E	9	Ulanovas E	13	Buterlevicius S	14	Cepukaitis V	1:13
6	Peciukevicius A	7	Bendzius E	9	Ulanovas E	10	Lipkevicius V	12	Orelik G	0:58
4	Vasiliauskas S	7	Bendzius E	8	Juskevicius A	10	Lipkevicius V	14	Cepukaitis V	0:53
5	Cizauskas V	7	Bendzius E	10	Lipkevicius V	12	Orelik G	13	Buterlevicius S	0:30
4	Vasiliauskas S	7	Bendzius E	8	Juskevicius A	12	Orelik G	13	Buterlevicius S	0:14
5	Cizauskas V	7	Bendzius E	8	Juskevicius A	10	Lipkevicius V	15	Drungilas A	0:05

Score development

4	Vasiliauskas S	8	Juskevicius A	12	Orelik G	13	Buterlevicius S	14	Cepukaitis V	2:55	+8
5	Cizauskas V	10	Lipkevicius V	12	Orelik G	13	Buterlevicius S	15	Drungilas A	4:02	+8
4	Vasiliauskas S	7	Bendzius E	8	Juskevicius A	13	Buterlevicius S	15	Drungilas A	3:29	+6
5	Cizauskas V	8	Juskevicius A	10	Lipkevicius V	12	Orelik G	14	Cepukaitis V	8:10	+5
4	Vasiliauskas S	7	Bendzius E	8	Juskevicius A	13	Buterlevicius S	14	Cepukaitis V	3:36	+4
4	Vasiliauskas S	7	Bendzius E	8	Juskevicius A	10	Lipkevicius V	14	Cepukaitis V	0:53	+3
5	Cizauskas V	8	Juskevicius A	10	Lipkevicius V	12	Orelik G	15	Drungilas A	2:24	+2
4	Vasiliauskas S	7	Bendzius E	10	Lipkevicius V	13	Buterlevicius S	15	Drungilas A	3:36	+2
4	Vasiliauskas S	7	Bendzius E	8	Juskevicius A	12	Orelik G	13	Buterlevicius S	0:14	+1
5	Cizauskas V	7	Bendzius E	8	Juskevicius A	10	Lipkevicius V	15	Drungilas A	0:05	0
6	Peciukevicius A	7	Bendzius E	9	Ulanovas E	13	Buterlevicius S	14	Cepukaitis V	1:13	0
5	Cizauskas V	8	Juskevicius A	10	Lipkevicius V	11	Kupsas M	12	Orelik G	1:18	-1
5	Cizauskas V	7	Bendzius E	10	Lipkevicius V	12	Orelik G	13	Buterlevicius S	0:30	-2
6	Peciukevicius A	7	Bendzius E	9	Ulanovas E	10	Lipkevicius V	14	Cepukaitis V	1:29	-2
4	Vasiliauskas S	9	Ulanovas E	12	Orelik G	13	Buterlevicius S	14	Cepukaitis V	1:36	-2
6	Peciukevicius A	7	Bendzius E	9	Ulanovas E	10	Lipkevicius V	12	Orelik G	0:58	-4
5	Cizauskas V	7	Bendzius E	8	Juskevicius A	11	Kupsas M	13	Buterlevicius S	1:43	-5



Game No: 11

Lineup Analysis

Анализ

NOR

Lineup efficiency


6 Stien A	8 Jawara K	10 Bolin A	11 MJOS S	13 Sommerfeldt T	7:09
9 Lundestad O	10 Bolin A	11 MJOS S	13 Sommerfeldt T	14 Nwachukwu RE	4:18
9 Lundestad O	10 Bolin A	11 MJOS S	12 Fivelstad M	14 Nwachukwu RE	4:04
6 Stien A	7 Ostbye N	12 Fivelstad M	13 Sommerfeldt T	14 Nwachukwu RE	3:55
5 Boehn F	6 Stien A	8 Jawara K	11 MJOS S	13 Sommerfeldt T	3:37
10 Bolin A	11 MJOS S	12 Fivelstad M	13 Sommerfeldt T	14 Nwachukwu RE	3:15
4 Midtvedt M	7 Ostbye N	11 MJOS S	12 Fivelstad M	15 BRADASCIO M	2:47
7 Ostbye N	11 MJOS S	13 Sommerfeldt T	14 Nwachukwu RE	15 BRADASCIO M	2:30
4 Midtvedt M	5 Boehn F	8 Jawara K	10 Bolin A	14 Nwachukwu RE	2:14
4 Midtvedt M	5 Boehn F	6 Stien A	8 Jawara K	14 Nwachukwu RE	1:50
7 Ostbye N	9 Lundestad O	11 MJOS S	12 Fivelstad M	15 BRADASCIO M	1:29
9 Lundestad O	11 MJOS S	12 Fivelstad M	13 Sommerfeldt T	14 Nwachukwu RE	0:43
6 Stien A	8 Jawara K	10 Bolin A	11 MJOS S	14 Nwachukwu RE	0:37
4 Midtvedt M	5 Boehn F	10 Bolin A	13 Sommerfeldt T	14 Nwachukwu RE	0:28
8 Jawara K	9 Lundestad O	10 Bolin A	11 MJOS S	14 Nwachukwu RE	0:22
7 Ostbye N	11 MJOS S	12 Fivelstad M	13 Sommerfeldt T	14 Nwachukwu RE	0:21
7 Ostbye N	10 Bolin A	11 MJOS S	13 Sommerfeldt T	14 Nwachukwu RE	0:20
10 Bolin A	12 Fivelstad M	13 Sommerfeldt T	14 Nwachukwu RE	15 BRADASCIO M	0:01

Score development

4 Midtvedt M	7 Ostbye N	11 MJOS S	12 Fivelstad M	15 BRADASCIO M	2:47	+4
5 Boehn F	6 Stien A	8 Jawara K	11 MJOS S	13 Sommerfeldt T	3:37	+3
7 Ostbye N	9 Lundestad O	11 MJOS S	12 Fivelstad M	15 BRADASCIO M	1:29	+2
10 Bolin A	12 Fivelstad M	13 Sommerfeldt T	14 Nwachukwu RE	15 BRADASCIO M	0:01	0
7 Ostbye N	10 Bolin A	11 MJOS S	13 Sommerfeldt T	14 Nwachukwu RE	0:20	0
8 Jawara K	9 Lundestad O	10 Bolin A	11 MJOS S	14 Nwachukwu RE	0:22	0
6 Stien A	8 Jawara K	10 Bolin A	11 MJOS S	14 Nwachukwu RE	0:37	0
4 Midtvedt M	5 Boehn F	6 Stien A	8 Jawara K	14 Nwachukwu RE	1:50	-1
4 Midtvedt M	5 Boehn F	8 Jawara K	10 Bolin A	14 Nwachukwu RE	2:14	-1
7 Ostbye N	11 MJOS S	12 Fivelstad M	13 Sommerfeldt T	14 Nwachukwu RE	0:21	-2
4 Midtvedt M	5 Boehn F	10 Bolin A	13 Sommerfeldt T	14 Nwachukwu RE	0:28	-2
9 Lundestad O	11 MJOS S	12 Fivelstad M	13 Sommerfeldt T	14 Nwachukwu RE	0:43	-2
6 Stien A	8 Jawara K	10 Bolin A	11 MJOS S	13 Sommerfeldt T	7:09	-2
7 Ostbye N	11 MJOS S	13 Sommerfeldt T	14 Nwachukwu RE	15 BRADASCIO M	2:30	-3
6 Stien A	7 Ostbye N	12 Fivelstad M	13 Sommerfeldt T	14 Nwachukwu RE	3:55	-3
10 Bolin A	11 MJOS S	12 Fivelstad M	13 Sommerfeldt T	14 Nwachukwu RE	3:15	-4
9 Lundestad O	10 Bolin A	11 MJOS S	13 Sommerfeldt T	14 Nwachukwu RE	4:18	-4
9 Lundestad O	10 Bolin A	11 MJOS S	12 Fivelstad M	14 Nwachukwu RE	4:04	-8

LEGEND

+ Shot Made - Shot Missed

Timing and Results provided by  TISSOT



Game No: 23

Start List

Стартовый список

CHN vs NOR

Referee: OKHRIMENKO Vladimir (RUS)

Umpire: BOZHENAR Viktor (UKR) / SHORT Thomas (USA)

CHN - China

No.	Name	Pos	Height m / ft in	Age	Current Games Statistics						
					PPG	FG%	3FG%	FT%	RPG	APG	MPG (GP)
5	LIU Zihao	G	1.83/6'0"	21	6.0	33	33	50	4.0	2.0	34:32 (1)
6	WEN Hao	G	1.93/6'4"	22	0.0				0.0	0.0	7:42 (1)
7	CUI Jinming	F	1.93/6'4"	20	22.0	59	0	33	2.0	0.0	37:56 (1)
8	LI Zhigang	C	2.00/6'7"	21	2.0	50			2.0	2.0	10:25 (1)
9	GAO Xiangnan	F	1.90/6'3"	23	2.0	50			1.0	0.0	7:25 (1)
10	XIAO Jian	F	2.04/6'8"	18	0.0				0.0	0.0	3:47 (1)
11	LIU Lian	F	2.01/6'7"	22	13.0	40	17	100	5.0	0.0	28:38 (1)
12	SUN Hefeng	C	2.05/6'9"	20	2.0	0		100	0.0	0.0	10:55 (1)
13	ZHANG Hangi	C	2.05/6'9"	22	1.0	0		50	1.0	0.0	5:35 (1)
14	DAI Huaibo	F	2.09/6'10"	19	9.0	18	0	63	7.0	0.0	28:57 (1)
15	WEI Meng	C	2.10/6'11"	23	8.0	75		100	3.0	0.0	24:08 (1)
Team			1.99/6'6"	21.0	65.0	42	15	65	27.0	4.0	
Coach		ZHOU Dianxue									
Assistant Coach		DU Chenglin									

CHN Played		
PR	BRA	65 - 107
PR	NOR	8 JUL
PR	LTU	10 JUL
PR	FIN	11 JUL
PR	CHI	12 JUL

NOR - Norway

No.	Name	Pos	Height m / ft in	Age	Current Games Statistics						
					PPG	FG%	3FG%	FT%	RPG	APG	MPG (GP)
4	MIDTVEDT Magnus	G	1.82/6'0"	23	0.0				0.0	0.0	7:19 (1)
5	BOEHN Fredrik	F	1.98/6'6"	22	3.0	50	50		0.0	1.0	8:09 (1)
6	STIEN Anders	F	1.97/6'6"	23	18.0	86	75	75	0.0	1.0	17:08 (1)
7	OSTBYE Nicolay	G	1.88/6'2"	24	6.0	67		100	0.0	0.0	11:22 (1)
8	JAWARA Karamo	F	2.02/6'8"	22	7.0	75	100	0	1.0	1.0	15:49 (1)
9	LUNDESTAD Oevind	G	1.94/6'4"	22	1.0	0	0	50	0.0	1.0	10:56 (1)
10	BOLIN Aksel	G	2.03/6'8"	22	6.0	67		100	3.0	1.0	22:48 (1)
11	MJOS Stian	G	1.83/6'0"	24	2.0	8	0		2.0	6.0	31:32 (1)
12	FIVELSTAD Magne	F	1.96/6'5"	23	6.0	100		100	2.0	1.0	16:35 (1)
13	SOMMERFELDT Torgrim	F	1.98/6'6"	24	9.0	43	40	50	1.0	2.0	26:37 (1)
14	NWACHUKWU Roy Emeka	F	1.97/6'6"	22	9.0	57	100	0	2.0	2.0	24:58 (1)
15	BRADASCIO Mattia	C	2.07/6'9"	22	4.0	100			1.0	0.0	6:47 (1)
Team			1.95/6'5"	22.8	71.0	50	40	65	15.0	16.0	
Coach		ECKHOFF Mathias									
Assistant Coach		STOLLER Baard					HACKMAN Brent				

NOR Played		
PR	LTU	71 - 94
PR	CHN	8 JUL
PR	FIN	10 JUL
PR	CHI	11 JUL
PR	BRA	12 JUL

LEGEND

(1) Point Guard	(2) Shooting Guard	(3) Small Forward	(4) Power Forward	(5) Centre
(C) Captain	3FG% 3 Points Field Goals %	APG Assists per Game	C Centre	F Forward
FG% Field Goals %	FT% Free Throws %	G Guard	GP Games Played	MPG Minutes Played per Game
Pos Playing Position	PPG Points per Game	PR Preliminary Round	RPG Rebounds per Game	

Timing and Data Handling by Tissot



Game No: 23

Results
Результат

Attendance: 22

Match Duration: 1:37

CHN 74 vs 106 NOR
(11:26, 14:19, 15:26, 34:35)

Referee: OKHRIMENKO Vladimir (RUS)

Commissioner:

Umpire: BOZHENAR Viktor (UKR) / SHORT Thomas (USA)

Scoring by 5 min intervals:	CHN	Q1		Q2		Q3		Q4	
		2	11	22	25	30	40	56	74
	NOR	12	26	31	45	58	71	86	106

CHN - China

No.	Name	MIN	Field Goals		2 Points		3 Points		Free Throws		Rebounds			AS	TO	ST	BS	PF	FD	PTS
			M / A	%	M / A	%	M / A	%	M / A	%	OR	DR	TOT							
*5	LIU Zihao	27:54	4/9	44	4/5	80	0/4	0	3/6	50	1	2	3	3	2	2	0	0	7	11
6	WEN Hao	19:02	1/5	20	1/2	50	0/3	0	4/4	100	2	1	3	2	0	1	0	1	2	6
*7	CUI Jinming	36:13	4/11	36	3/8	38	1/3	33	5/6	83	0	2	2	2	2	1	0	2	5	14
8	LI Zhigang	4:45	0/1	0	0/1	0	0/0	0	0/0	0	0	0	0	0	0	0	0	1	0	0
9	GAO Xiangnan	13:47	3/6	50	2/5	40	1/1	100	4/5	80	0	0	0	0	1	1	0	2	3	11
10	XIAO Jian	9:12	0/0	0	0/0	0	0/0	0	0/0	0	0	1	1	0	3	1	0	2	0	0
*11	LIU Lian	23:52	3/8	38	1/3	33	2/5	40	0/0	0	0	3	3	0	3	1	0	3	0	8
12	SUN Hefeng	4:26	1/1	100	1/1	100	0/0	0	0/0	0	0	1	1	0	1	0	0	0	1	2
13	ZHANG Hanqi	28:10	3/5	60	3/5	60	0/0	0	3/8	38	0	6	6	0	1	1	2	0	4	9
*14	DAI Huaibo	13:35	1/3	33	1/2	50	0/1	0	2/2	100	0	2	2	0	3	0	0	1	1	4
*15	WEI Meng	19:04	3/4	75	3/4	75	0/0	0	3/4	75	0	4	4	0	3	2	1	4	2	9
Team / Coach											0	4	4		1					
Totals			23/53	43	19/36	53	4/17	24	24/35	69	3	26	29	7	20	10	3	16	25	74
Coach		ZHOU Dianxue																		
Assistant Coach		DU Chenglin																		

NOR - Norway

No.	Name	MIN	Field Goals		2 Points		3 Points		Free Throws		Rebounds			AS	TO	ST	BS	PF	FD	PTS
			M / A	%	M / A	%	M / A	%	M / A	%	OR	DR	TOT							
4	MIDTVEDT Magnus	13:57	0/3	0	0/3	0	0/0	0	3/4	75	2	0	2	5	1	0	0	3	2	3
5	BOEHN Fredrik	10:13	3/7	43	2/2	100	1/5	20	0/0	0	0	0	0	3	0	0	0	1	0	7
*6	STIEN Anders	20:02	7/11	64	5/9	56	2/2	100	0/0	0	0	3	3	4	1	1	0	1	1	16
7	OSTBYE Nicolay	13:29	3/5	60	3/4	75	0/1	0	0/0	0	0	1	1	1	2	0	0	3	0	6
*8	JAWARA Karamo	26:40	6/9	67	4/6	67	2/3	67	2/2	100	1	7	8	3	1	1	2	1	3	16
9	LUNDESTAD Oevind	18:27	3/8	38	0/2	0	3/6	50	0/0	0	1	1	2	1	0	0	0	4	0	9
*10	BOLIN Aksel	15:55	2/3	67	2/3	67	0/0	0	2/4	50	1	0	1	1	1	0	0	2	2	6
*11	MJOS Stian	25:41	8/15	53	3/7	43	5/8	63	1/1	100	0	4	4	2	2	2	0	3	5	22
12	FIVELSTAD Magne	12:54	5/6	83	5/5	100	0/1	0	0/0	0	4	2	6	1	2	0	1	0	2	10
*13	SOMMERFELDT Torgrim	15:55	1/7	14	1/4	25	0/3	0	0/0	0	2	5	7	2	1	2	0	2	1	2
14	NWACHUKWU Roy Emeka	15:13	1/4	25	1/3	33	0/1	0	0/0	0	3	5	8	0	1	3	0	2	0	2
15	BRADASCIO Mattia	11:34	3/6	50	2/4	50	1/2	50	0/0	0	1	3	4	1	0	0	0	3	0	7
Team / Coach											1	0	1		0					
Totals			42/84	50	28/52	54	14/32	44	8/11	73	16	31	47	24	12	9	3	25	16	106
Coach		ECKHOFF Mathias																		
Assistant Coach		STOLLER Baard HACKMAN Brent																		

	CHN	NOR
Points from Turnovers	8	16
Points in the Paint	36	54
Second Chance Points	5	17
Fast Break Points	4	15

	CHN	NOR
Biggest Lead	0	38
Biggest Scoring Run	9-0 (56-84)	11-0 (25-45)
Lead Changes	0	
Times Tied	0	

LEGEND			
%	Shooting Percentage	(C)	Captain
BS	Blocked Shots	DR	Defensive Rebounds
OR	Offensive Rebounds	OTx	Overtime
S	Suspended	ST	Steals
(I)	Injured	FD	Fouls Drawn
PF	Fouls	M / A	Made / Attempts
PTS	Points	AS	Assists
TOT	Total Rebounds	MIN	Minutes Played
		Qx	Quarter Time

Timing and Data Handling by Tissot



Game No: 23

Shot Chart

Схема бросков

CHN 74 vs 106 NOR

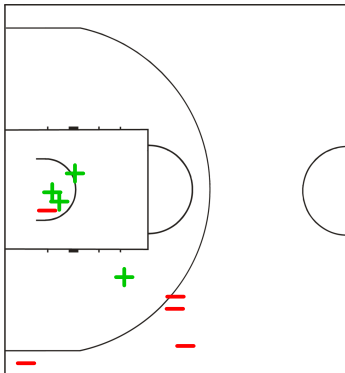
(11 - 26, 14 - 19, 15 - 26, 34 - 35)

Scoring by 5 min intervals:

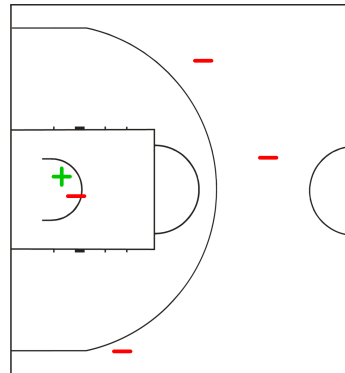
	Q1		Q2		Q3		Q4	
CHN	2	11	22	25	30	40	56	74
NOR	12	26	31	45	58	71	86	106

CHN - China

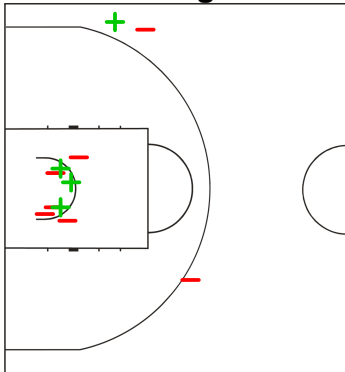
5 LIU Zihao



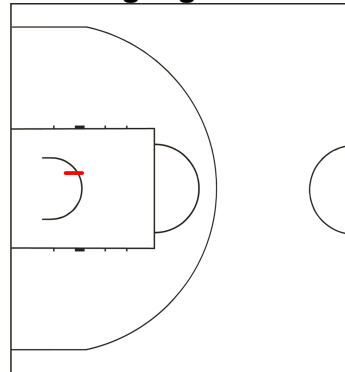
6 WEN Hao



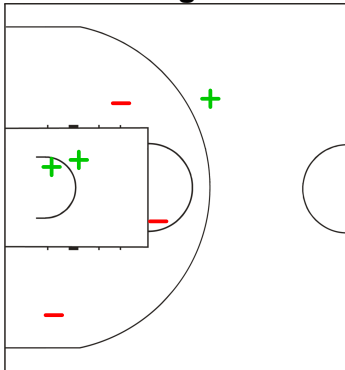
7 CUI Jinming



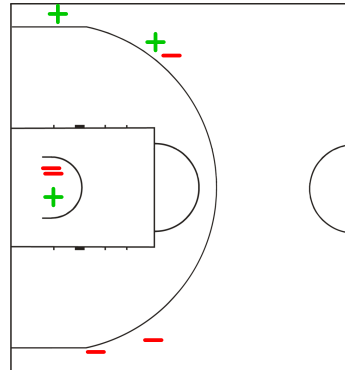
8 LI Zhigang



9 GAO Xiangnan



11 LIU Lian



LEGEND

+ Shot Made

-

Shot Missed

Timing and Data Handling by Tissot



Game No: 23

Shot Chart

Схема бросков

CHN 74 vs 106 NOR

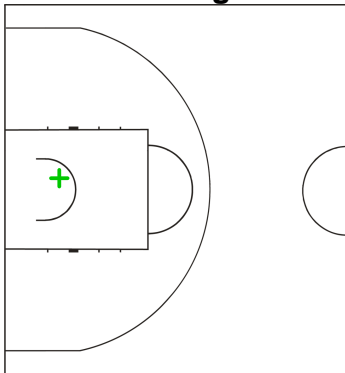
(11 - 26, 14 - 19, 15 - 26, 34 - 35)

Scoring by 5 min intervals:

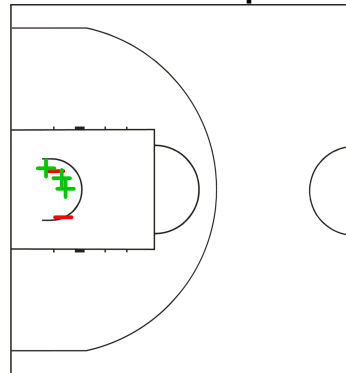
	Q1		Q2		Q3		Q4	
CHN	2	11	22	25	30	40	56	74
NOR	12	26	31	45	58	71	86	106

CHN - China

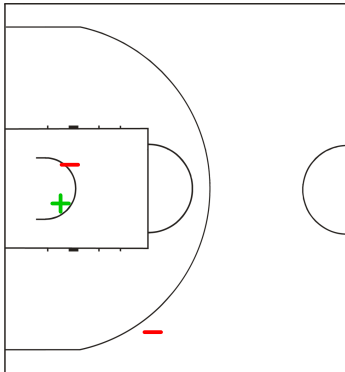
12 SUN Hefeng



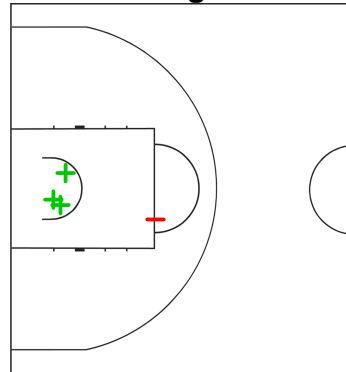
13 ZHANG Hanqi



14 DAI Huaibo



15 WEI Meng



LEGEND

+ Shot Made

-

Shot Missed

Timing and Data Handling by Tissot



Game No: 23

Shot Chart

Схема бросков

CHN 74 vs 106 NOR

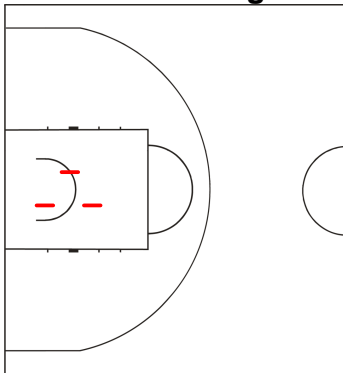
(11 - 26, 14 - 19, 15 - 26, 34 - 35)

Scoring by 5 min intervals:

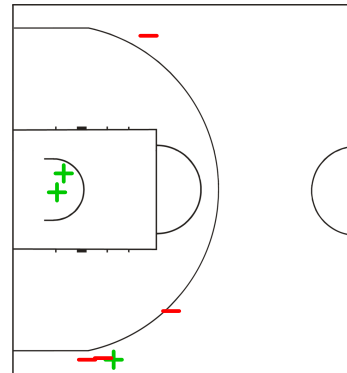
	Q1		Q2		Q3		Q4	
CHN	2	11	22	25	30	40	56	74
NOR	12	26	31	45	58	71	86	106

NOR - Norway

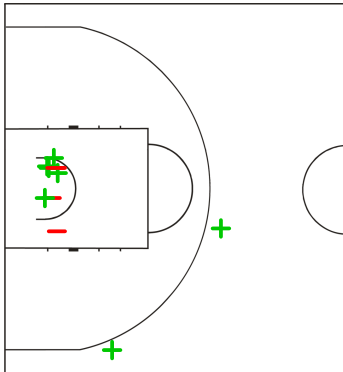
4 MIDTVEDT Magnus



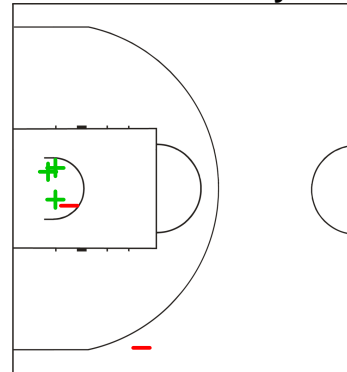
5 BOEHN Fredrik



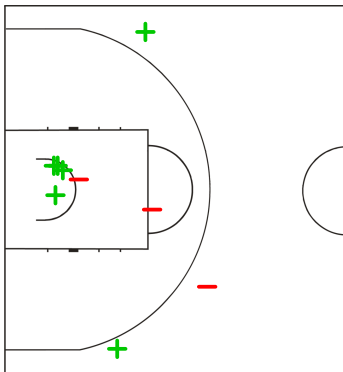
6 STIEN Anders



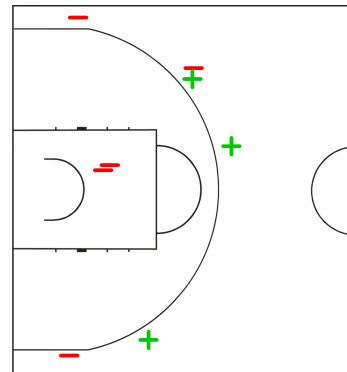
7 OSTBYE Nicolay



8 JAWARA Karamo



9 LUNDESTAD Oevind



LEGEND

+ Shot Made

-

Shot Missed

Timing and Data Handling by Tissot



Game No: 23

Shot Chart

Схема бросков

CHN 74 vs 106 NOR

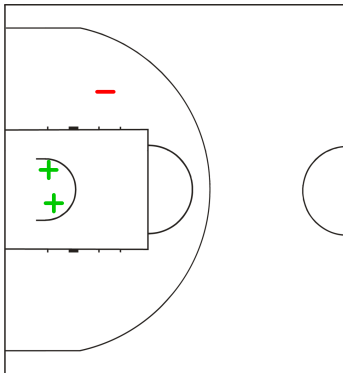
(11 - 26, 14 - 19, 15 - 26, 34 - 35)

Scoring by 5 min intervals:

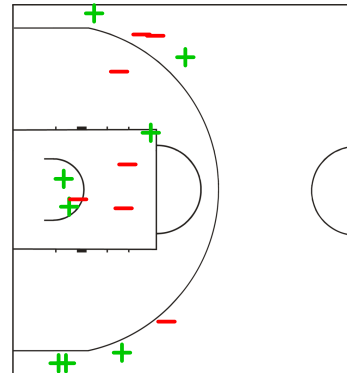
	Q1		Q2		Q3		Q4	
CHN	2	11	22	25	30	40	56	74
NOR	12	26	31	45	58	71	86	106

NOR - Norway

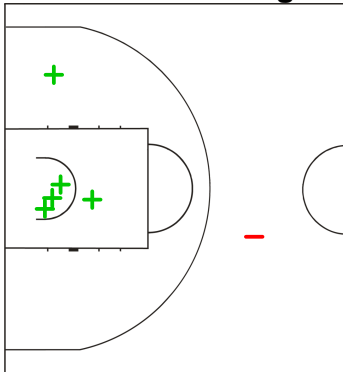
10 BOLIN Aksel



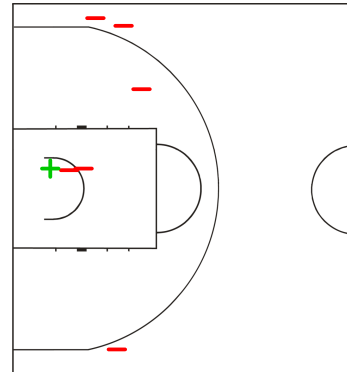
11 MJOS Stian



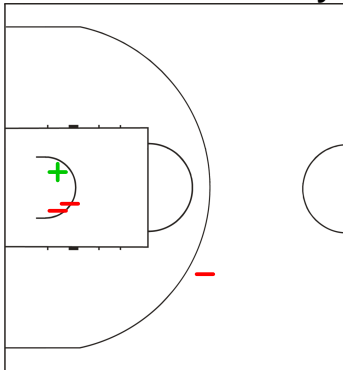
12 FIVELSTAD Magne



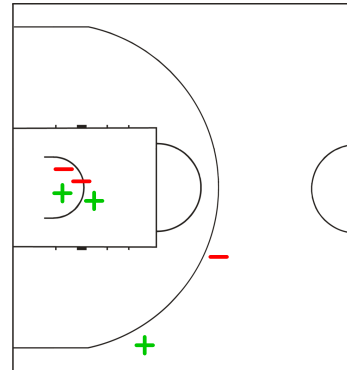
13 SOMMERFELDT Torgrim



14 NWACHUKWU Roy Emeka



15 BRADASCIO Mattia



LEGEND

+ Shot Made - Shot Missed

Timing and Data Handling by Tissot



Game No: 23

Lineup Analysis

Анализ

CHN 74 vs 106 NOR

CHN

Lineup efficiency

5 Liu Z	6 Wen H	7 Cui J	9 Gao X	13 Zhang H	6:56
5 Liu Z	7 Cui J	11 Liu L	13 Zhang H	15 Wei M	6:53
5 Liu Z	7 Cui J	11 Liu L	14 Dai H	15 Wei M	3:47
6 Wen H	7 Cui J	11 Liu L	13 Zhang H	14 Dai H	3:15
5 Liu Z	9 Gao X	11 Liu L	13 Zhang H	15 Wei M	2:49
6 Wen H	7 Cui J	10 Xiao J	14 Dai H	15 Wei M	2:48
6 Wen H	7 Cui J	8 Li Z	11 Liu L	13 Zhang H	2:42
6 Wen H	7 Cui J	11 Liu L	12 Sun H	13 Zhang H	2:23
5 Liu Z	7 Cui J	8 Li Z	11 Liu L	12 Sun H	2:03
5 Liu Z	7 Cui J	9 Gao X	10 Xiao J	14 Dai H	2:01
5 Liu Z	7 Cui J	10 Xiao J	13 Zhang H	15 Wei M	1:36
5 Liu Z	7 Cui J	9 Gao X	10 Xiao J	13 Zhang H	1:03
5 Liu Z	7 Cui J	10 Xiao J	14 Dai H	15 Wei M	0:46
6 Wen H	9 Gao X	10 Xiao J	13 Zhang H	14 Dai H	0:33
6 Wen H	9 Gao X	10 Xiao J	14 Dai H	15 Wei M	0:25

Score development

5 Liu Z	7 Cui J	9 Gao X	10 Xiao J	14 Dai H	2:01	+6
6 Wen H	9 Gao X	10 Xiao J	13 Zhang H	14 Dai H	0:33	+2
5 Liu Z	7 Cui J	8 Li Z	11 Liu L	12 Sun H	2:03	+2
6 Wen H	7 Cui J	10 Xiao J	14 Dai H	15 Wei M	2:48	0
5 Liu Z	9 Gao X	11 Liu L	13 Zhang H	15 Wei M	2:49	-1
6 Wen H	9 Gao X	10 Xiao J	14 Dai H	15 Wei M	0:25	-2
5 Liu Z	7 Cui J	9 Gao X	10 Xiao J	13 Zhang H	1:03	-2
6 Wen H	7 Cui J	8 Li Z	11 Liu L	13 Zhang H	2:42	-2
5 Liu Z	7 Cui J	10 Xiao J	14 Dai H	15 Wei M	0:46	-4
6 Wen H	7 Cui J	11 Liu L	12 Sun H	13 Zhang H	2:23	-4
6 Wen H	7 Cui J	11 Liu L	13 Zhang H	14 Dai H	3:15	-4
5 Liu Z	7 Cui J	11 Liu L	13 Zhang H	15 Wei M	6:53	-5
5 Liu Z	6 Wen H	7 Cui J	9 Gao X	13 Zhang H	6:56	-5
5 Liu Z	7 Cui J	11 Liu L	14 Dai H	15 Wei M	3:47	-6
5 Liu Z	7 Cui J	10 Xiao J	13 Zhang H	15 Wei M	1:36	-7



Game No: 24

Start List

Стартовый список

FIN vs BRA

Referee: SCHMIDT Boris (GER)

Umpire: AYALA PEREZ Jose Juan (MEX) / CALDWELL Toni le Anne (AUS)

FIN - Finland

No.	Name	Pos	Height m / ft in	Age	Current Games Statistics						
					PPG	FG%	3FG%	FT%	RPG	APG	MPG (GP)
4	NIEMI Jesse	F	1.94/6'4"	23	8.0	57	0		3.0	0.0	19:33 (1)
5	SANDBERG Mikael	C	2.10/6'11"	22	6.0	33	33	17	7.0	1.0	21:35 (1)
6	OJALA Matias	F	1.97/6'6"	23	2.0	20	0	0	4.0	1.0	9:59 (1)
7	NUUTINEN Matti	F	2.00/6'7"	23	0.0				0.0	0.0	0:00 (0)
8	MOLENIUS Markus	F	2.02/6'8"	21	3.0	33	0	50	2.0	0.0	13:25 (1)
9	IKAVALKO Sami	F	1.87/6'2"	23	7.0	50	67	50	1.0	0.0	15:48 (1)
10	LINDBOM Carl	F	2.06/6'9"	21	11.0	33	25	100	3.0	0.0	18:31 (1)
11	LEHTORANTA Juhon	F	1.95/6'5"	24	14.0	63	75	100	7.0	2.0	20:27 (1)
12	TOIVONEN Lauri	C	2.00/6'7"	22	0.0	0			4.0	0.0	16:30 (1)
13	VAENERBERG Alex	F	1.82/6'0"	20	7.0	75	50		2.0	0.0	18:36 (1)
14	AHONEN Roope	F	1.84/6'0"	23	10.0	60	67	100	5.0	4.0	21:16 (1)
15	NIKKARINEN Antto	F	1.83/6'0"	22	3.0	17	25		4.0	4.0	24:20 (1)
Team			1.95/6'5"	22.3	71.0	42	38	47	44.0	12.0	

FIN Played		
PR	CHI	71 - 52
PR	BRA	8 JUL
PR	NOR	10 JUL
PR	CHN	11 JUL
PR	LTU	12 JUL

BRA - Brazil

No.	Name	Pos	Height m / ft in	Age	Current Games Statistics						
					PPG	FG%	3FG%	FT%	RPG	APG	MPG (GP)
4	FELICIO Cristiano	C	2.08/6'10"	21	16.0	89			7.0	0.0	17:55 (1)
5	MARIANO Lucas	F	2.05/6'9"	19	18.0	64	33	60	2.0	1.0	27:54 (1)
6	ALVES MAIA Rafael	F	2.01/6'7"	21	10.0	100			5.0	1.0	16:20 (1)
7	GONCALVES Isaac	G	1.94/6'4"	23	7.0	75	100		1.0	1.0	7:13 (1)
8	SILVA Andre	PF	2.00/6'7"	22	7.0	50	50	67	2.0	2.0	16:57 (1)
9	DEODATO Guilherme	SG	1.92/6'4"	22	9.0	38	20	100	3.0	2.0	17:51 (1)
10	MEINDL Leonardo	SG	1.97/6'6"	20	7.0	60	33		3.0	0.0	17:12 (1)
11	DALLA BARBA Matheus	G	1.98/6'6"	22	13.0	71	60		3.0	0.0	19:02 (1)
12	BERNARDI Joao	PF	1.97/6'6"	23	15.0	86	0	75	4.0	1.0	15:42 (1)
13	CORAZZA NETO Elio	PG	1.91/6'3"	23	2.0	50			2.0	6.0	12:27 (1)
14	CAMPOS Jefferson	PG	1.85/6'1"	22	3.0	20	100		2.0	2.0	10:33 (1)
15	CHAIA George	PG	1.86/6'1"	22	0.0	0	0		6.0	7.0	20:54 (1)
Team			1.96/6'5"	21.7	107.0	63	38	71	43.0	23.0	
Coach		SANTOS NETO Jose Alves									
Assistant Coach		DE CONTI Gustavo Antonio									

BRA Played		
PR	CHN	107 - 65
PR	FIN	8 JUL
PR	CHI	10 JUL
PR	LTU	11 JUL
PR	NOR	12 JUL

LEGEND

(1)	Point Guard	(2)	Shooting Guard	(3)	Small Forward	(4)	Power Forward	(5)	Centre
(C)	Captain	3FG%	3 Points Field Goals %	APG	Assists per Game	C	Centre	F	Forward
FG%	Field Goals %	FT%	Free Throws %	G	Guard	GP	Games Played	MPG	Minutes Played per Game
Pos	Playing Position	PPG	Points per Game	PR	Preliminary Round	RPG	Rebounds per Game		

Timing and Data Handling by Tissot



Game No: 24

Results
Результат

Attendance: 43

Match Duration: 1:45

FIN 65 vs 75 BRA
(15:16, 13:23, 20:20, 17:16)

Referee: SCHMIDT Boris (GER)

Commissioner:

Umpire: AYALA PEREZ Jose Juan (MEX) / CALDWELL Toni le Anne (AUS)

Scoring by 5 min intervals:	FIN	Q1	Q2	Q3	Q4	BRA
	5	15	19	28	35	48
	5	16	28	39	51	59
					59	65
					65	75

FIN - Finland

No.	Name	MIN	Field Goals		2 Points		3 Points		Free Throws		Rebounds			AS	TO	ST	BS	PF	FD	PTS																												
			M/A	%	M/A	%	M/A	%	M/A	%	OR	DR	TOT																																			
4	NIEMI Jesse	16:28	0/1	0	0/0	0	0/1	0	0/0	0	0	0	0	1	0	0	0	1	0	0																												
5	SANDBERG Mikael	15:58	1/4	25	1/4	25	0/0	0	0/0	0	3	2	5	2	2	0	0	2	1	2																												
6	OJALA Matias	2:00	0/1	0	0/0	0	0/1	0	0/0	0	1	0	1	0	0	0	0	2	0	0																												
7	NUUTINEN Matti	0:00	0/0	0	0/0	0	0/0	0	0/0	0	0	0	0	0	0	0	0	0	0	0																												
8	MOLENIUS Markus	17:14	1/4	25	0/0	0	1/4	25	0/0	0	0	1	1	0	1	0	0	3	0	3																												
9	IKAVALKO Sami	2:05	0/0	0	0/0	0	0/0	0	0/0	0	0	0	0	0	1	0	0	0	0	0																												
*10	LINDBOM Carl	31:58	6/19	32	4/13	31	2/6	33	0/2	0	2	4	6	1	1	1	1	3	2	14																												
*11	LEHTORANTA Juho	23:32	4/8	50	0/0	0	4/8	50	0/0	0	2	1	3	1	2	0	0	4	1	12																												
*12	TOIVONEN Lauri	12:50	0/2	0	0/2	0	0/0	0	0/0	0	0	3	3	0	0	0	0	2	1	0																												
13	VAENERBERG Alex	10:38	0/2	0	0/0	0	0/2	0	0/0	0	2	0	2	1	1	0	0	1	0	0																												
*14	AHONEN Roope	32:05	8/15	53	5/7	71	3/8	38	4/4	100	1	1	2	4	3	2	0	3	5	23																												
*15	NIKKARINEN Antto	35:12	5/8	63	4/4	100	1/4	25	0/1	0	0	2	2	6	3	3	0	2	8	11																												
Team / Coach											0			2			2																															
Totals			25/64		39		14/30		47		11/34		32		4/7		57		11			16			27			16			14			6			1			23			18			65		

BRA - Brazil

No.	Name	MIN	Field Goals		2 Points		3 Points		Free Throws		Rebounds			AS	TO	ST	BS	PF	FD	PTS																												
			M/A	%	M/A	%	M/A	%	M/A	%	OR	DR	TOT																																			
*4	FELICIO Cristiano	19:45	3/6	50	3/6	50	0/0	0	0/1	0	0	0	0	0	1	0	0	1	2	6																												
*5	MARIANO Lucas	15:21	0/1	0	0/0	0	0/1	0	2/2	100	0	2	2	0	3	0	0	0	4	2																												
6	ALVES MAIA Rafael	20:15	4/4	100	4/4	100	0/0	0	1/2	50	1	3	4	1	2	0	0	2	3	9																												
7	GONCALVES Isaac	21:33	4/7	57	4/6	67	0/1	0	0/0	0	0	5	5	0	0	1	0	4	3	8																												
8	SILVA Andre	21:13	2/4	50	2/2	100	0/2	0	1/1	100	0	2	2	1	0	1	0	1	1	5																												
*9	DEODATO Guilherme	15:31	1/3	33	0/0	0	1/3	33	2/2	100	2	1	3	1	0	1	0	1	1	5																												
10	MEINDL Leonardo	16:22	4/8	50	2/3	67	2/5	40	0/0	0	1	6	7	1	4	1	1	4	0	10																												
*11	DALLA BARBA Matheus	10:00	2/3	67	1/1	100	1/2	50	1/2	50	0	0	0	0	0	0	0	1	1	6																												
12	BERNARDI Joao	20:00	5/6	83	3/3	100	2/3	67	4/4	100	0	2	2	1	0	0	0	1	3	16																												
13	CORAZZA NETO Elio	9:07	0/2	0	0/1	0	0/1	0	0/0	0	0	0	0	1	5	1	0	2	0	0																												
14	CAMPOS Jefferson	0:00	0/0	0	0/0	0	0/0	0	0/0	0	0	0	0	0	0	0	0	0	0	0																												
*15	CHAIA George	30:53	1/3	33	1/1	100	0/2	0	6/6	100	1	5	6	8	5	1	0	2	5	8																												
Team / Coach											1			2			3			0																												
Totals			26/47		55		20/27		74		6/20		30		17/20		85		6			28			34			14			20			6			1			19			23			75		
Coach		SANTOS NETO Jose Alves																																														
Assistant Coach		DE CONTI Gustavo Antonio																																														

	FIN	BRA
Points from Turnovers	16	15
Points in the Paint	18	36
Second Chance Points	4	4
Fast Break Points	2	6

	FIN	BRA
Biggest Lead	1	19
Biggest Scoring Run	14-0 (54-59)	12-0 (59-73)
Lead Changes	2	
Times Tied	1	

LEGEND			
%	Shooting Percentage	(C)	Captain
BS	Blocked Shots	DR	Defensive Rebounds
OR	Offensive Rebounds	OTx	Overtime
S	Suspended	ST	Steals
(I)	Injured	FD	Fouls Drawn
PF	Fouls	M/A	Made / Attempts
PTS	Points	TOT	Total Rebounds
AS	Assists	MIN	Minutes Played
Qx	Quarter Time		

Timing and Data Handling by Tissot



Game No: 24

Shot Chart

Схема бросков

FIN 65 vs 75 BRA

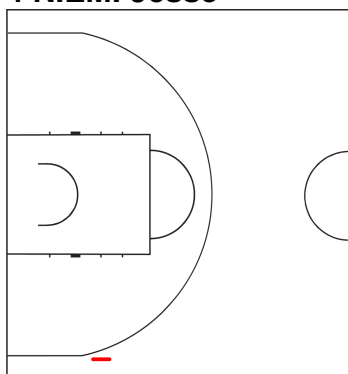
(15 - 16, 13 - 23, 20 - 20, 17 - 16)

Scoring by 5 min intervals:

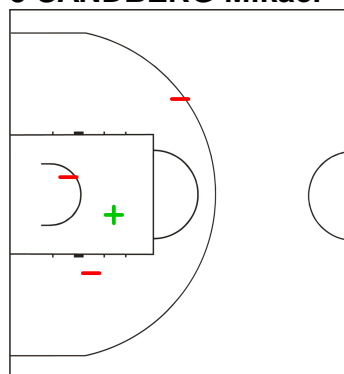
	Q1		Q2		Q3		Q4	
FIN	5	15	19	28	35	48	59	65
BRA	5	16	28	39	51	59	65	75

FIN - Finland

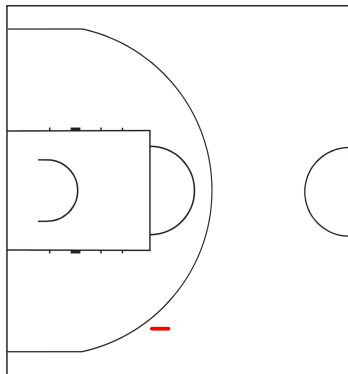
4 NIEMI Jesse



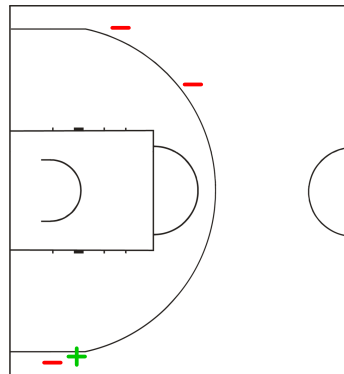
5 SANDBERG Mikael



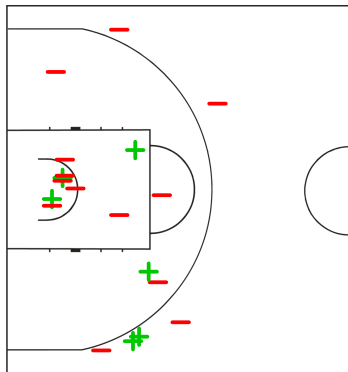
6 OJALA Matias



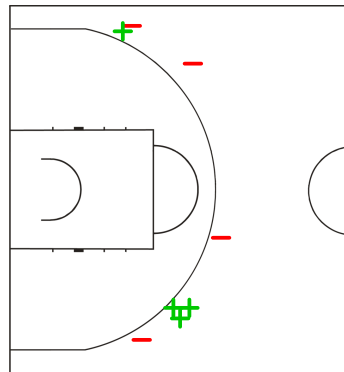
8 MOLENIUS Markus



10 LINDBOM Carl



11 LEHTORANTA Juho



LEGEND

+ Shot Made

-

Shot Missed



Game No: 24

Shot Chart

Схема бросков

FIN 65 vs 75 BRA

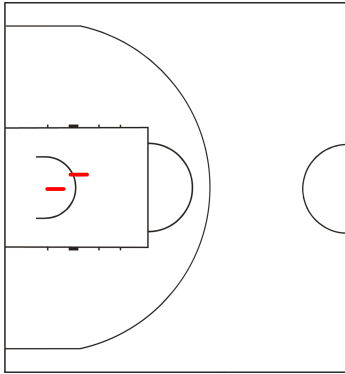
(15 - 16, 13 - 23, 20 - 20, 17 - 16)

Scoring by 5 min intervals:

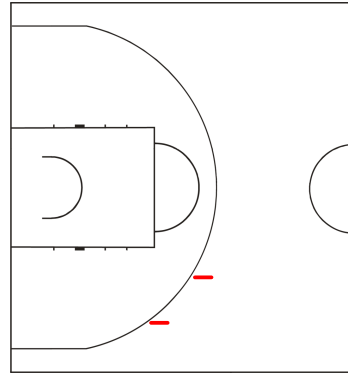
	Q1		Q2		Q3		Q4	
FIN	5	15	19	28	35	48	59	65
BRA	5	16	28	39	51	59	65	75

FIN - Finland

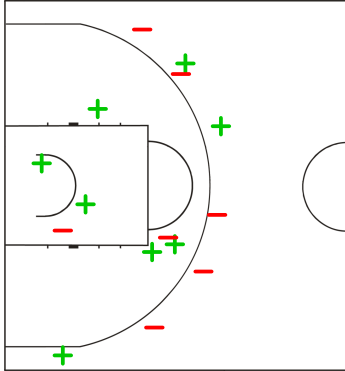
12 TOIVONEN Lauri



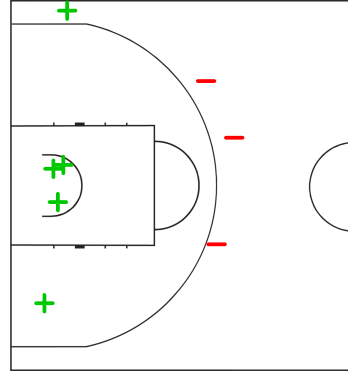
13 VAENERBERG Alex



14 AHONEN Roope



15 NIKKARINEN Antto



LEGEND

+ Shot Made

-

Shot Missed

Timing and Data Handling by Tissot



Game No: 24

Shot Chart

Схема бросков

FIN 65 vs 75 BRA

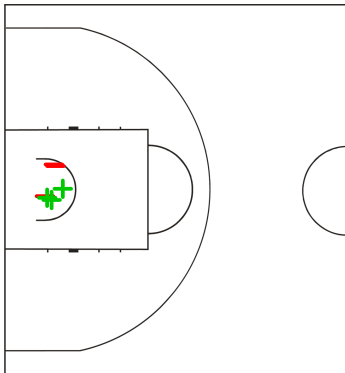
(15 - 16, 13 - 23, 20 - 20, 17 - 16)

Scoring by 5 min intervals:

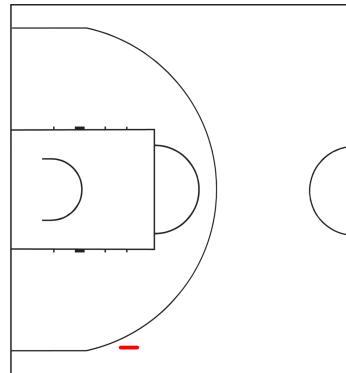
	Q1		Q2		Q3		Q4	
FIN	5	15	19	28	35	48	59	65
BRA	5	16	28	39	51	59	65	75

BRA - Brazil

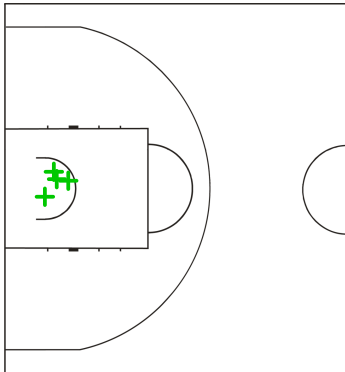
4 FELICIO Cristiano



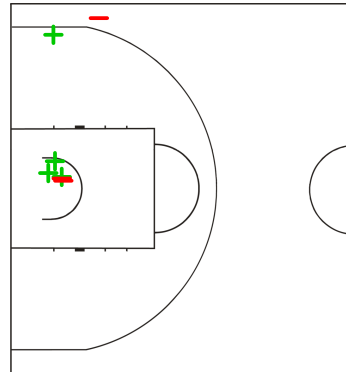
5 MARIANO Lucas



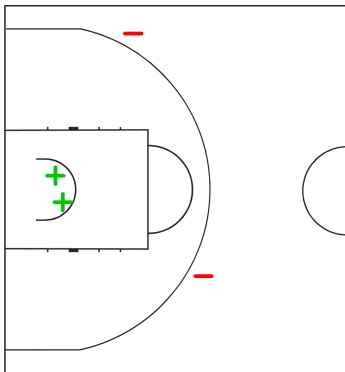
6 ALVES MAIA Rafael



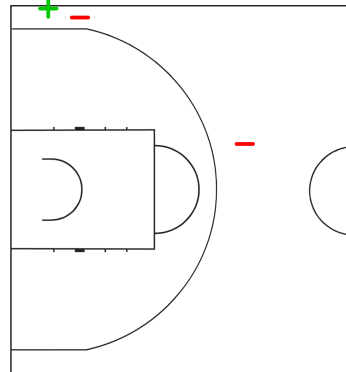
7 GONCALVES Isaac



8 SILVA Andre



9 DEODATO Guilherme



LEGEND

+ Shot Made

-

Shot Missed

Timing and Data Handling by Tissot



Game No: 24

Shot Chart

Схема бросков

FIN 65 vs 75 BRA

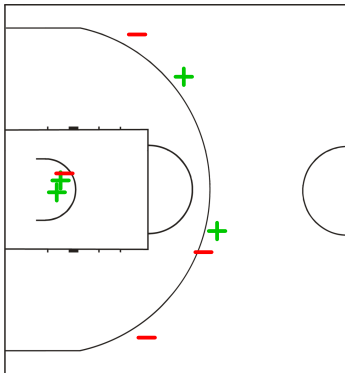
(15 - 16, 13 - 23, 20 - 20, 17 - 16)

Scoring by 5 min intervals:

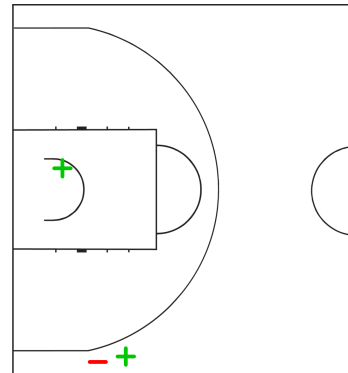
	Q1		Q2		Q3		Q4	
FIN	5	15	19	28	35	48	59	65
BRA	5	16	28	39	51	59	65	75

BRA - Brazil

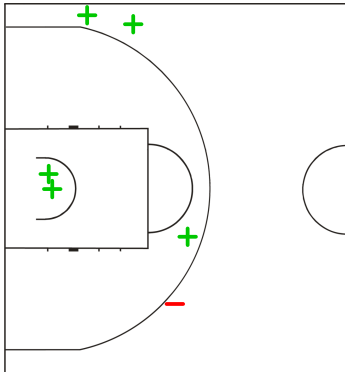
10 MEINDL Leonardo



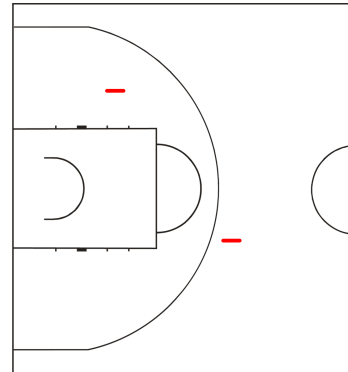
11 DALLA BARBA Matheus



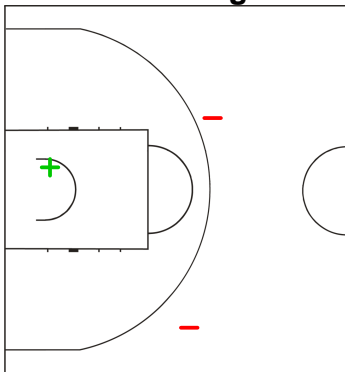
12 BERNARDI Joao



13 CORAZZA NETO Elio



15 CHAIA George



LEGEND

+ Shot Made

-

Shot Missed

Timing and Data Handling by Tissot



Game No: 24

Lineup Analysis

Анализ

FIN 65 vs 75 BRA

FIN

Lineup efficiency

10 Lindbom C	11 LEHTORANTA J	12 Toivonen L	14 Ahonen R	15 Nikkarinen A	9:28
4 Niemi J	5 Sandberg M	10 Lindbom C	14 Ahonen R	15 Nikkarinen A	6:41
8 Molenius M	10 Lindbom C	11 LEHTORANTA J	14 Ahonen R	15 Nikkarinen A	4:33
4 Niemi J	8 Molenius M	10 Lindbom C	14 Ahonen R	15 Nikkarinen A	4:05
4 Niemi J	8 Molenius M	10 Lindbom C	13 Vaenerberg A	15 Nikkarinen A	2:34
8 Molenius M	11 LEHTORANTA J	12 Toivonen L	13 Vaenerberg A	14 Ahonen R	2:19
4 Niemi J	5 Sandberg M	6 Ojala M	13 Vaenerberg A	15 Nikkarinen A	2:00
5 Sandberg M	8 Molenius M	11 LEHTORANTA J	14 Ahonen R	15 Nikkarinen A	1:57
5 Sandberg M	9 Ikavalko S	10 Lindbom C	11 LEHTORANTA J	15 Nikkarinen A	1:46
5 Sandberg M	8 Molenius M	11 LEHTORANTA J	13 Vaenerberg A	15 Nikkarinen A	1:06
5 Sandberg M	8 Molenius M	11 LEHTORANTA J	13 Vaenerberg A	14 Ahonen R	0:40
4 Niemi J	10 Lindbom C	12 Toivonen L	13 Vaenerberg A	14 Ahonen R	0:36
5 Sandberg M	10 Lindbom C	11 LEHTORANTA J	14 Ahonen R	15 Nikkarinen A	0:33
5 Sandberg M	10 Lindbom C	11 LEHTORANTA J	13 Vaenerberg A	15 Nikkarinen A	0:29
10 Lindbom C	11 LEHTORANTA J	12 Toivonen L	13 Vaenerberg A	14 Ahonen R	0:27
4 Niemi J	5 Sandberg M	9 Ikavalko S	10 Lindbom C	14 Ahonen R	0:19
5 Sandberg M	10 Lindbom C	11 LEHTORANTA J	13 Vaenerberg A	14 Ahonen R	0:14
4 Niemi J	5 Sandberg M	10 Lindbom C	13 Vaenerberg A	14 Ahonen R	0:13

Score development

8 Molenius M	10 Lindbom C	11 LEHTORANTA J	14 Ahonen R	15 Nikkarinen A	4:33	+10
4 Niemi J	5 Sandberg M	10 Lindbom C	14 Ahonen R	15 Nikkarinen A	6:41	+4
4 Niemi J	10 Lindbom C	12 Toivonen L	13 Vaenerberg A	14 Ahonen R	0:36	+1
5 Sandberg M	8 Molenius M	11 LEHTORANTA J	13 Vaenerberg A	15 Nikkarinen A	1:06	+1
4 Niemi J	8 Molenius M	10 Lindbom C	13 Vaenerberg A	15 Nikkarinen A	2:34	+1
4 Niemi J	8 Molenius M	10 Lindbom C	14 Ahonen R	15 Nikkarinen A	4:05	+1
4 Niemi J	5 Sandberg M	10 Lindbom C	13 Vaenerberg A	14 Ahonen R	0:13	0
10 Lindbom C	11 LEHTORANTA J	12 Toivonen L	13 Vaenerberg A	14 Ahonen R	0:27	0
5 Sandberg M	10 Lindbom C	11 LEHTORANTA J	13 Vaenerberg A	15 Nikkarinen A	0:29	-1
5 Sandberg M	8 Molenius M	11 LEHTORANTA J	13 Vaenerberg A	14 Ahonen R	0:40	0
5 Sandberg M	10 Lindbom C	11 LEHTORANTA J	13 Vaenerberg A	14 Ahonen R	0:14	-2
4 Niemi J	5 Sandberg M	9 Ikavalko S	10 Lindbom C	14 Ahonen R	0:19	-2
5 Sandberg M	10 Lindbom C	11 LEHTORANTA J	14 Ahonen R	15 Nikkarinen A	0:33	-3
5 Sandberg M	9 Ikavalko S	10 Lindbom C	11 LEHTORANTA J	15 Nikkarinen A	1:46	-3
10 Lindbom C	11 LEHTORANTA J	12 Toivonen L	14 Ahonen R	15 Nikkarinen A	9:28	-3
5 Sandberg M	8 Molenius M	11 LEHTORANTA J	14 Ahonen R	15 Nikkarinen A	1:57	-4
4 Niemi J	5 Sandberg M	6 Ojala M	13 Vaenerberg A	15 Nikkarinen A	2:00	-4
8 Molenius M	11 LEHTORANTA J	12 Toivonen L	13 Vaenerberg A	14 Ahonen R	2:19	-6



Game No: 21

Start List

Стартовый список

LTU vs CHI

Referee: BELIAKOV Sergei (RUS)

Umpire: AL BULUSHI Ahmed (OMA) / BATBAYAR Ganzorig (MGL)

LTU - Lithuania

No.	Name	Pos	Height m / ft in	Age	Current Games Statistics						
					PPG	FG%	3FG%	FT%	RPG	APG	MPG (GP)
4	VASILIAUSKAS Sarunas	G	1.88/6'2"	24	4.0	33	50	50	0.0	0.0	16:19 (1)
5	CIZAUSKAS Vytenis	G	1.87/6'2"	20	12.0	83	100		2.0	4.0	18:12 (1)
6	PECIUKEVICIUS Augustas	G	1.92/6'4"	21	0.0	0	0		1.0	1.0	5:29 (1)
7	BENDZIUS Eimantas	F	2.06/6'9"	23	13.0	86	100		5.0	0.0	19:35 (1)
8	JUSKEVICIUS Adas	G	1.94/6'4"	24	9.0	38	33	50	4.0	5.0	24:47 (1)
9	ULANOVAS Edgaras	F	2.00/6'7"	21	0.0				2.0	0.0	7:05 (1)
10	LIPKEVICIUS Vytenis	G	1.97/6'6"	24	15.0	50	33	100	1.0	2.0	25:14 (1)
11	KUPSAS Mindaugas	C	2.16/7'1"	22	0.0	0			0.0	0.0	3:01 (1)
12	ORELIK Gediminas	F	2.00/6'7"	23	11.0	50	100	86	5.0	0.0	22:07 (1)
13	BUTERLEVICIUS Simas	G	2.00/6'7"	24	16.0	86	100		0.0	1.0	22:54 (1)
14	CEPUKAITIS Vaidas	C	2.07/6'9"	24	8.0	57			10.0	2.0	21:41 (1)
15	DRUNGILAS Adomas	G	2.05/6'9"	22	6.0	50	0	100	6.0	3.0	13:36 (1)
Team			1.99/6'6"	22.7	94.0	57	57	86	39.0	18.0	

LTU Played

PR	NOR	94 - 71
PR	CHI	8 JUL
PR	CHN	10 JUL
PR	BRA	11 JUL
PR	FIN	12 JUL

CHI - Chile


No.	Name	Pos	Height m / ft in	Age	Current Games Statistics						
					PPG	FG%	3FG%	FT%	RPG	APG	MPG (GP)
4	ALVAREZ Tomas	C	1.85/6'1"	23	13.0	57	40	100	2.0	0.0	26:12 (1)
5	NEHRING Jonathan	C	1.95/6'5"	24	0.0				0.0	0.0	0:00 (0)
6	ITURRIAGA Cristian	F	/	24	2.0	0	0	100	2.0	0.0	10:38 (1)
7	ZEPEDA Felipe	F	1.87/6'2"	21	0.0				0.0	0.0	0:00 (0)
8	SANINO Gabriel	F	2.01/6'7"	21	0.0	0			3.0	0.0	15:14 (1)
9	IRRIBARRA Jonathan	G	1.76/5'9"	22	3.0	17	25		4.0	4.0	22:03 (1)
10	ARTEAGA Rolando	C	1.77/5'10"	21	1.0	0	0	50	1.0	1.0	13:06 (1)
11	AGUIRRE Diego	F	1.98/6'6"	21	8.0	60	100		1.0	0.0	19:04 (1)
12	COTRONEO Rocco	C	1.90/6'3"	23	2.0	100			5.0	0.0	20:43 (1)
13	BUSTAMANTE Camilo	F	1.87/6'2"	24	8.0	30	25	50	0.0	0.0	22:27 (1)
14	LEDEZMA Osven	F	2.02/6'8"	23	15.0	43	0	50	9.0	5.0	35:11 (1)
15	PENA Francisco	G	2.06/6'9"	24	0.0	0			0.0	0.0	15:22 (1)
Team			1.91/6'3"	22.6	52.0	36	32	67	29.0	10.0	
Coach		RIERA Alfredo									
Assistant Coach		ORTEGA LANDERO Juan Pablo									

CHI Played

PR	FIN	52 - 71
PR	LTU	8 JUL
PR	BRA	10 JUL
PR	NOR	11 JUL
PR	CHN	12 JUL

LEGEND

(1) Point Guard	(2) Shooting Guard	(3) Small Forward	(4) Power Forward	(5) Centre
(C) Captain	3FG% 3 Points Field Goals %	APG Assists per Game	C Centre	F Forward
FG% Field Goals %	FT% Free Throws %	G Guard	GP Games Played	MPG Minutes Played per Game
Pos Playing Position	PPG Points per Game	PR Preliminary Round	RPG Rebounds per Game	

Timing and Results provided by  TISSOT



Game No: 21

Results
Результаты

Attendance: 39

Match Duration: 1:37

LTU 116 vs 51 CHI
(34:12, 29:8, 37:18, 16:13)

Referee: BELIAKOV Sergei (RUS)

Commissioner:

Umpire: AL BULUSHI Ahmed (OMA) / BATBAYAR Ganzorig (MGL)

Scoring by 5 min intervals:	LTU	Q1		Q2		Q3		Q4	
		M	A	M	A	M	A	M	A
		16	34	48	63	82	100	110	116
	CHI	4	12	14	20	30	38	44	51

LTU - Lithuania

No.	Name	MIN	Field Goals		2 Points		3 Points		Free Throws		Rebounds			AS	TO	ST	BS	PF	FD	PTS
			M/A	%	M/A	%	M/A	%	M/A	%	OR	DR	TOT							
4	VASILIAUSKAS Sarunas	12:24	4/5	80	3/3	100	1/2	50	0/0	0	0	1	1	4	1	0	1	2	0	9
*5	CIZAUSKAS Vytenis	15:58	5/6	83	3/3	100	2/3	67	1/1	100	0	2	2	5	0	2	0	1	2	13
6	PECIUKVICIUS Augustas	11:38	1/2	50	1/2	50	0/0	0	0/0	0	0	1	1	1	1	1	0	0	0	2
7	BENDZIUS Eimantas	19:02	4/9	44	4/6	67	0/3	0	1/2	50	2	4	6	3	1	0	1	2	1	9
*8	JUSKEVICIUS Adas	21:40	6/8	75	3/3	100	3/5	60	0/0	0	1	1	2	2	1	2	1	0	1	15
9	ULANOVAS Edgaras	17:10	1/4	25	1/2	50	0/2	0	0/0	0	1	0	1	3	0	1	1	0	0	2
*10	LIPKEVICIUS Vytenis	21:09	4/6	67	3/4	75	1/2	50	3/4	75	0	2	2	2	0	1	0	2	3	12
11	KUPSAS Mindaugas	16:49	9/10	90	9/10	90	0/0	0	2/5	40	2	2	4	1	1	2	0	2	6	20
*12	ORELIK Gediminas	17:49	4/7	57	4/5	80	0/2	0	2/2	100	2	4	6	4	1	2	0	0	1	10
13	BUTERLEVICIUS Simas	20:01	3/5	60	1/1	100	2/4	50	3/4	75	0	6	6	2	0	2	0	2	1	11
*14	CEPUKAITIS Vaidas	13:13	3/8	38	3/7	43	0/1	0	0/0	0	2	4	6	0	1	0	2	2	0	6
15	DRUNGILAS Adomas	13:07	2/5	40	2/5	40	0/0	0	3/6	50	4	3	7	0	0	0	0	0	4	7
Team / Coach											1	6	7							
Totals			46/75	61	37/51	73	9/24	38	15/24	63	15	36	51	27	7	13	6	13	19	116

CHI - Chile

No.	Name	MIN	Field Goals		2 Points		3 Points		Free Throws		Rebounds			AS	TO	ST	BS	PF	FD	PTS
			M/A	%	M/A	%	M/A	%	M/A	%	OR	DR	TOT							
*4	ALVAREZ Tomas	31:39	5/12	42	2/5	40	3/7	43	0/1	0	0	1	1	1	4	0	0	1	3	13
5	NEHRING Jonathan	0:00	0/0	0	0/0	0	0/0	0	0/0	0	0	0	0	0	0	0	0	0	0	0
6	ITURRIAGA Cristian	15:55	1/6	17	0/3	0	1/3	33	0/0	0	0	0	0	1	3	0	0	0	0	3
7	ZEPEDA Felipe	1:19	0/0	0	0/0	0	0/0	0	0/0	0	0	0	0	0	0	0	0	0	0	0
8	SANINO Gabriel	0:00	0/0	0	0/0	0	0/0	0	0/0	0	0	0	0	0	0	0	0	0	0	0
9	IRRIBARRA Jonathan	22:55	4/10	40	3/7	43	1/3	33	0/1	0	1	1	2	2	3	0	0	2	2	9
10	ARTEAGA Rolando	10:38	1/3	33	1/1	100	0/2	0	0/0	0	0	2	2	0	2	1	0	0	0	2
11	AGUIRRE Diego	17:06	1/5	20	1/4	25	0/1	0	0/0	0	0	2	2	0	2	0	0	4	1	2
*12	COTRONEO Rocco	30:00	4/7	57	4/7	57	0/0	0	1/2	50	2	3	5	0	0	0	0	4	2	9
*13	BUSTAMANTE Camilo	28:49	2/5	40	2/4	50	0/1	0	5/5	100	1	1	2	3	3	0	0	2	4	9
*14	LEDEZMA Osven	31:18	2/8	25	2/8	25	0/0	0	0/0	0	0	2	2	0	3	0	1	3	1	4
*15	PENA Francisco	10:21	0/2	0	0/0	0	0/2	0	0/0	0	0	1	1	0	0	0	0	4	0	0
Team / Coach											1	3	4							
Totals			20/58	34	15/39	38	5/19	26	6/9	67	5	16	21	7	20	1	1	20	13	51

Coach	RIERA Alfredo
Assistant Coach	ORTEGA LANDERO Juan Pablo

	LTU	CHI
Points from Turnovers	30	0
Points in the Paint	72	22
Second Chance Points	12	2
Fast Break Points	8	0

	LTU	CHI
Biggest Lead	70	0
Biggest Scoring Run	14-0 (14-0)	5-0 (116-51)
Lead Changes		0
Times Tied		0

LEGEND			
%	Shooting Percentage	(C)	Captain
BS	Blocked Shots	DR	Defensive Rebounds
OR	Offensive Rebounds	OTx	Overtime
S	Suspended	ST	Steals
(I)	Injured	FD	Fouls Drawn
PF	Fouls	PTS	Points
TO	Turnovers	TOT	Total Rebounds
*	Starters	AS	Assists
M/A	Made / Attempts	MIN	Minutes Played
Qx	Quarter Time		

Timing and Results provided by TISSOT



Game No: 21

Shot Chart
Схема бросков

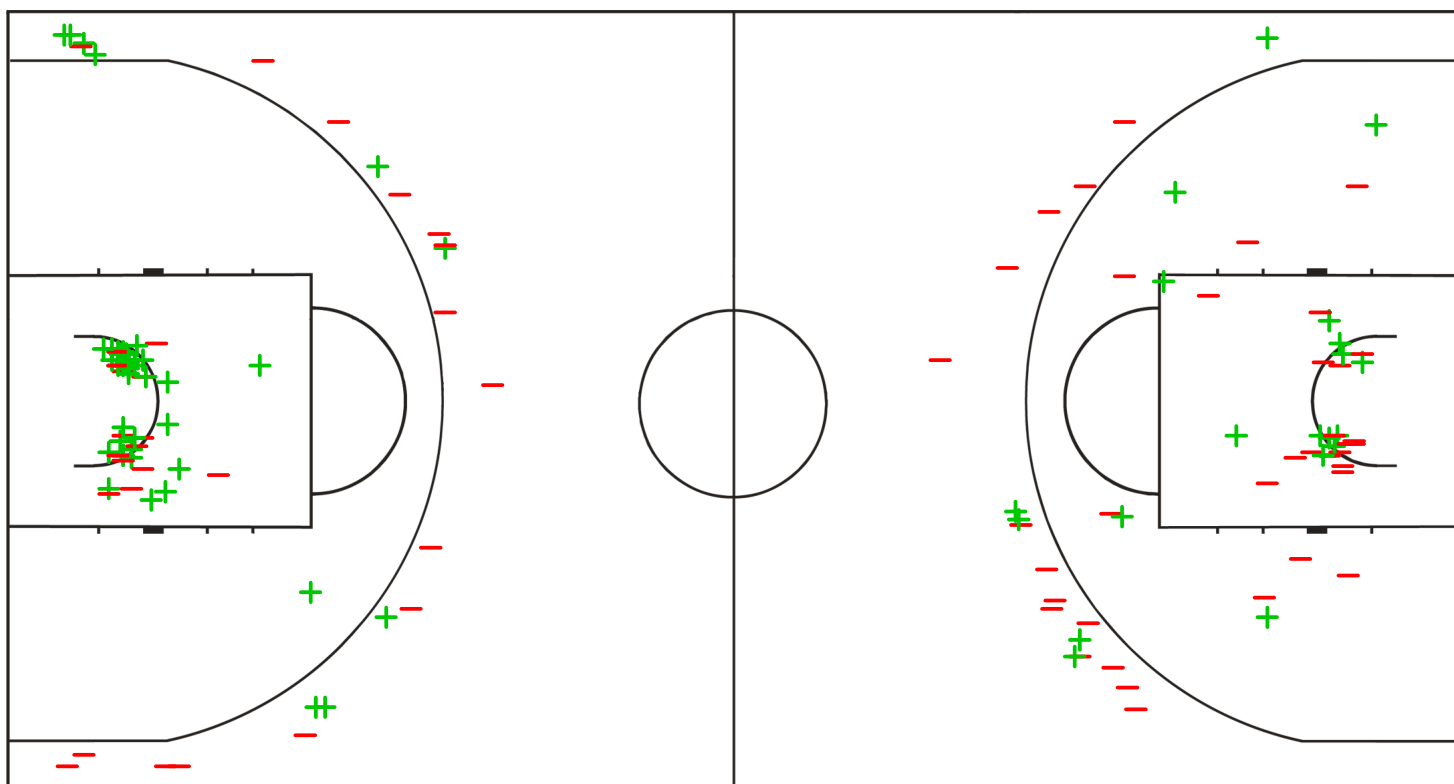
LTU 116 vs 51 CHI
(34 - 12, 29 - 8, 37 - 18, 16 - 13)

Scoring by 5 min intervals:

	Q1		Q2		Q3		Q4	
LTU	16	34	48	63	82	100	110	116
CHI	4	12	14	20	30	38	44	51

LTU - Lithuania

CHI - Chile



LEGEND

+ Shot Made

- Shot Missed

Timing and Results provided by **TISSOT**



Game No: 21

Shot Chart
Схема бросков

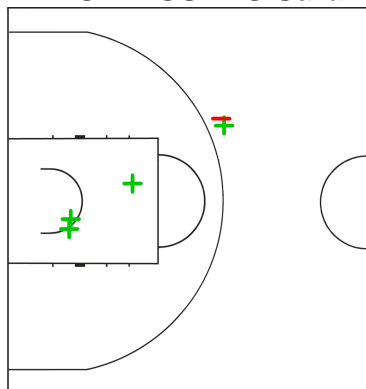
LTU 116 vs 51 CHI
(34 - 12, 29 - 8, 37 - 18, 16 - 13)

Scoring by 5 min intervals:

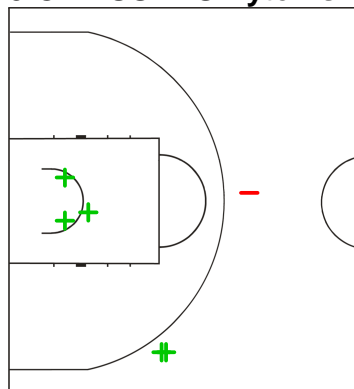
	Q1		Q2		Q3		Q4	
LTU	16	34	48	63	82	100	110	116
CHI	4	12	14	20	30	38	44	51

LTU - Lithuania

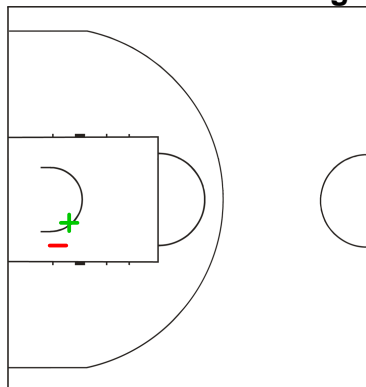
4 VASILIAUSKAS Sarunas



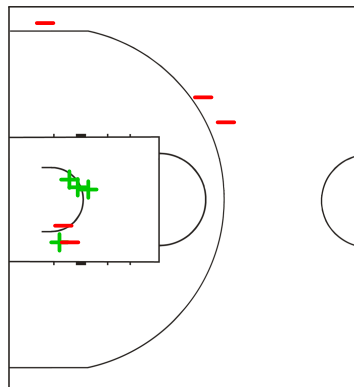
5 CIZAUSKAS Vytenis



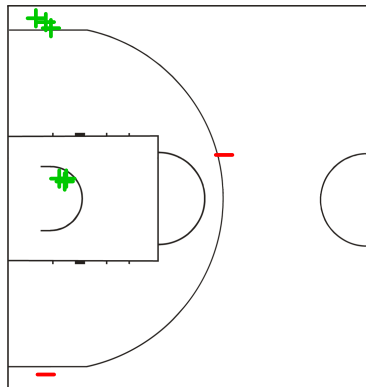
6 PECIUKEVICIUS Augustas



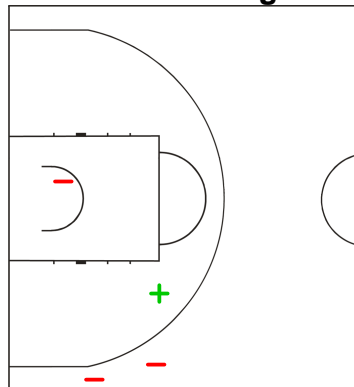
7 BENDZIUS Eimantas



8 JUSKEVICIUS Adas



9 ULANOVAS Edgaras



LEGEND

+ Shot Made

-

Shot Missed

Timing and Results provided by TISSOT



Game No: 21

Shot Chart
Схема бросков

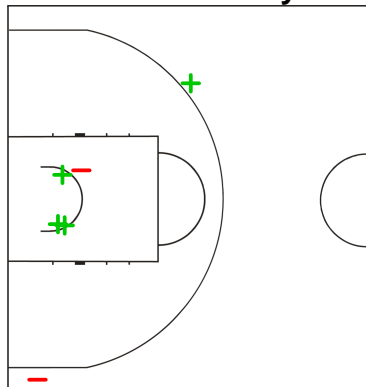
LTU 116 vs 51 CHI
(34 - 12, 29 - 8, 37 - 18, 16 - 13)

Scoring by 5 min intervals:

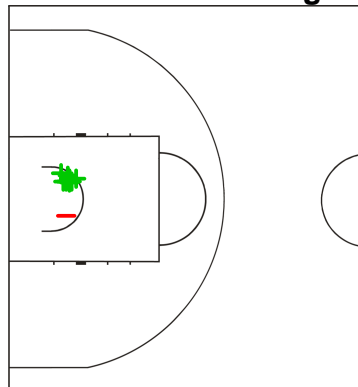
	Q1		Q2		Q3		Q4	
LTU	16	34	48	63	82	100	110	116
CHI	4	12	14	20	30	38	44	51

LTU - Lithuania

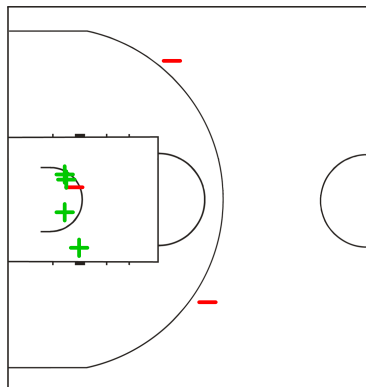
10 LIPKEVICIUS Vytenis



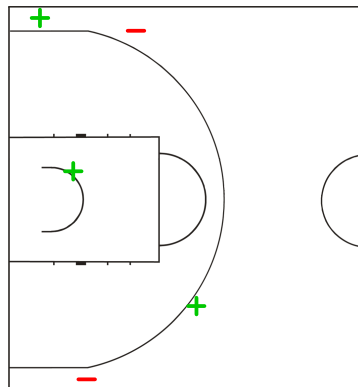
11 KUPSAS Mindaugas



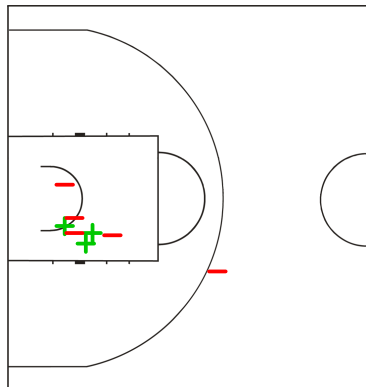
12 ORELIK Gediminas



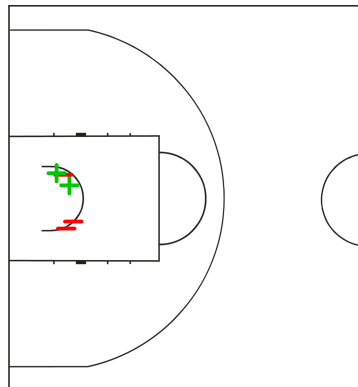
13 BUTERLEVICIUS Simas



14 CEPUKAITIS Vaidas



15 DRUNGILAS Adomas



LEGEND

+ Shot Made

-

Shot Missed



Game No: 21

Shot Chart
Схема бросков

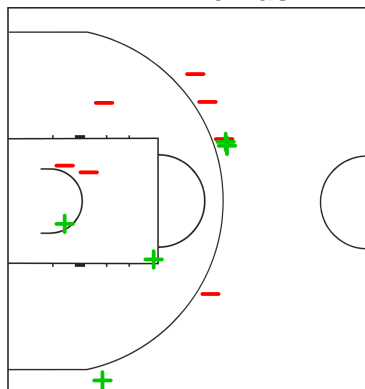
LTU 116 vs 51 CHI
(34 - 12, 29 - 8, 37 - 18, 16 - 13)

Scoring by 5 min intervals:

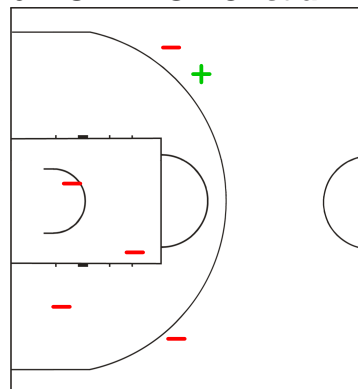
	Q1		Q2		Q3		Q4	
LTU	16	34	48	63	82	100	110	116
CHI	4	12	14	20	30	38	44	51

CHI - Chile

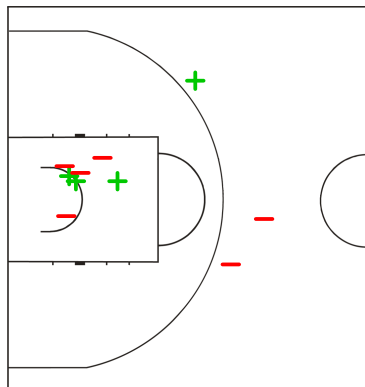
4 ALVAREZ Tomas



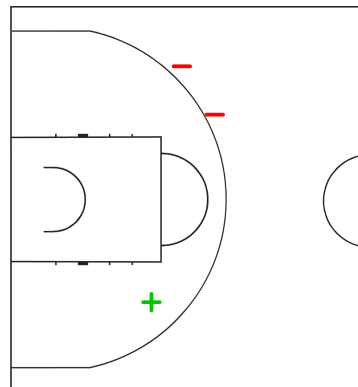
6 ITURRIAGA Cristian



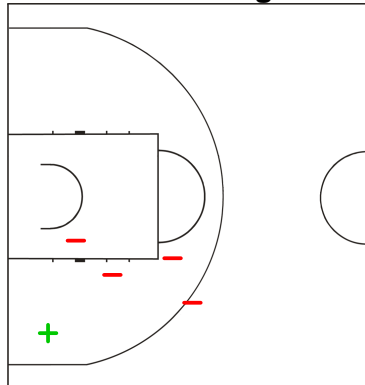
9 IRRIBARRA Jonathan



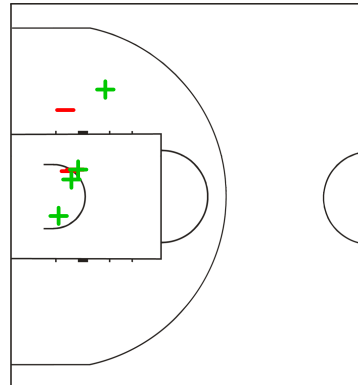
10 ARTEAGA Rolando



11 AGUIRRE Diego



12 COTRONEO Rocco



LEGEND

+ Shot Made

-

Shot Missed

Timing and Results provided by **TISSOT**



Game No: 21

Shot Chart
Схема бросков

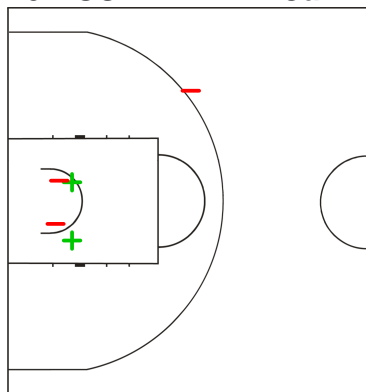
LTU 116 vs 51 CHI
(34 - 12, 29 - 8, 37 - 18, 16 - 13)

Scoring by 5 min intervals:

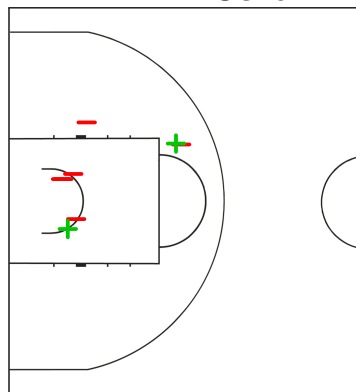
	Q1		Q2		Q3		Q4	
LTU	16	34	48	63	82	100	110	116
CHI	4	12	14	20	30	38	44	51

CHI - Chile

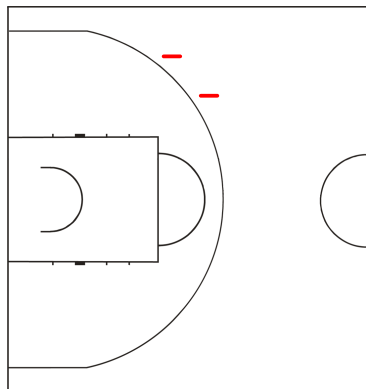
13 BUSTAMANTE Camilo



14 LEDEZMA Osven



15 PENA Francisco



LEGEND

+ Shot Made

- Shot Missed



Game No: 21

Lineup Analysis

Анализ

LTU 116 vs 51 CHI

LTU

Lineup efficiency

5 Cizauskas V	10 Lipkevicius V	11 Kupsas M	12 Orelik G	13 Buterlevicius S	5:13
5 Cizauskas V	8 Juskevicius A	10 Lipkevicius V	12 Orelik G	14 Cepukaitis V	4:26
6 Peciukevicius A	8 Juskevicius A	10 Lipkevicius V	12 Orelik G	14 Cepukaitis V	3:35
4 Vasiliauskas S	7 Bendzius E	9 Ulanovas E	11 Kupsas M	13 Buterlevicius S	3:33
5 Cizauskas V	7 Bendzius E	8 Juskevicius A	13 Buterlevicius S	15 Drungilas A	3:30
6 Peciukevicius A	9 Ulanovas E	11 Kupsas M	13 Buterlevicius S	14 Cepukaitis V	3:09
4 Vasiliauskas S	7 Bendzius E	8 Juskevicius A	9 Ulanovas E	15 Drungilas A	2:46
6 Peciukevicius A	7 Bendzius E	9 Ulanovas E	11 Kupsas M	13 Buterlevicius S	2:09
6 Peciukevicius A	8 Juskevicius A	10 Lipkevicius V	11 Kupsas M	12 Orelik G	2:06
4 Vasiliauskas S	7 Bendzius E	9 Ulanovas E	13 Buterlevicius S	14 Cepukaitis V	2:03
4 Vasiliauskas S	7 Bendzius E	9 Ulanovas E	10 Lipkevicius V	15 Drungilas A	1:49
5 Cizauskas V	8 Juskevicius A	10 Lipkevicius V	12 Orelik G	15 Drungilas A	1:32
5 Cizauskas V	7 Bendzius E	8 Juskevicius A	9 Ulanovas E	15 Drungilas A	1:17
4 Vasiliauskas S	8 Juskevicius A	10 Lipkevicius V	12 Orelik G	15 Drungilas A	0:57
4 Vasiliauskas S	7 Bendzius E	8 Juskevicius A	10 Lipkevicius V	15 Drungilas A	0:52
6 Peciukevicius A	7 Bendzius E	8 Juskevicius A	10 Lipkevicius V	11 Kupsas M	0:39
4 Vasiliauskas S	7 Bendzius E	9 Ulanovas E	13 Buterlevicius S	15 Drungilas A	0:24

Score development

5 Cizauskas V	8 Juskevicius A	10 Lipkevicius V	12 Orelik G	14 Cepukaitis V	4:26	+14
4 Vasiliauskas S	7 Bendzius E	9 Ulanovas E	11 Kupsas M	13 Buterlevicius S	3:33	+10
5 Cizauskas V	10 Lipkevicius V	11 Kupsas M	12 Orelik G	13 Buterlevicius S	5:13	+10
5 Cizauskas V	7 Bendzius E	8 Juskevicius A	13 Buterlevicius S	15 Drungilas A	3:30	+7
6 Peciukevicius A	7 Bendzius E	9 Ulanovas E	11 Kupsas M	13 Buterlevicius S	2:09	+5
6 Peciukevicius A	8 Juskevicius A	10 Lipkevicius V	12 Orelik G	14 Cepukaitis V	3:35	+5
6 Peciukevicius A	8 Juskevicius A	10 Lipkevicius V	11 Kupsas M	12 Orelik G	2:06	+4
4 Vasiliauskas S	7 Bendzius E	9 Ulanovas E	10 Lipkevicius V	15 Drungilas A	1:49	+3
4 Vasiliauskas S	7 Bendzius E	8 Juskevicius A	10 Lipkevicius V	15 Drungilas A	0:52	+2
5 Cizauskas V	7 Bendzius E	8 Juskevicius A	9 Ulanovas E	15 Drungilas A	1:17	+2
5 Cizauskas V	8 Juskevicius A	10 Lipkevicius V	12 Orelik G	15 Drungilas A	1:32	+2
6 Peciukevicius A	7 Bendzius E	8 Juskevicius A	10 Lipkevicius V	11 Kupsas M	0:39	+1
4 Vasiliauskas S	8 Juskevicius A	10 Lipkevicius V	12 Orelik G	15 Drungilas A	0:57	+1
4 Vasiliauskas S	7 Bendzius E	9 Ulanovas E	13 Buterlevicius S	14 Cepukaitis V	2:03	+1
4 Vasiliauskas S	7 Bendzius E	8 Juskevicius A	9 Ulanovas E	15 Drungilas A	2:46	+1
4 Vasiliauskas S	7 Bendzius E	9 Ulanovas E	13 Buterlevicius S	15 Drungilas A	0:24	0
6 Peciukevicius A	9 Ulanovas E	11 Kupsas M	13 Buterlevicius S	14 Cepukaitis V	3:09	-3



Game No: 21

Lineup Analysis

Анализ

CHI

Lineup efficiency


4	ALVAREZ T	9	IRRIBARRA J	12	COTRONEO R	13	BUSTAMANTE C	14	LEDEZMA O	6:11
4	ALVAREZ T	9	IRRIBARRA J	12	COTRONEO R	14	LEDEZMA O	15	PENA F	5:11
4	ALVAREZ T	6	ITURRIAGA C	11	AGUIRRE D	12	COTRONEO R	13	BUSTAMANTE C	5:02
4	ALVAREZ T	12	COTRONEO R	13	BUSTAMANTE C	14	LEDEZMA O	15	PENA F	3:36
4	ALVAREZ T	9	IRRIBARRA J	10	ARTEAGA R	11	AGUIRRE D	14	LEDEZMA O	3:00
6	ITURRIAGA C	10	ARTEAGA R	11	AGUIRRE D	13	BUSTAMANTE C	14	LEDEZMA O	2:46
4	ALVAREZ T	9	IRRIBARRA J	11	AGUIRRE D	13	BUSTAMANTE C	14	LEDEZMA O	2:42
4	ALVAREZ T	6	ITURRIAGA C	12	COTRONEO R	13	BUSTAMANTE C	14	LEDEZMA O	2:08
4	ALVAREZ T	10	ARTEAGA R	12	COTRONEO R	13	BUSTAMANTE C	14	LEDEZMA O	2:06
6	ITURRIAGA C	9	IRRIBARRA J	11	AGUIRRE D	12	COTRONEO R	13	BUSTAMANTE C	1:27
6	ITURRIAGA C	10	ARTEAGA R	11	AGUIRRE D	12	COTRONEO R	14	LEDEZMA O	1:17
6	ITURRIAGA C	7	ZEPEDA F	9	IRRIBARRA J	12	COTRONEO R	13	BUSTAMANTE C	0:55
6	ITURRIAGA C	9	IRRIBARRA J	12	COTRONEO R	13	BUSTAMANTE C	15	PENA F	0:54
6	ITURRIAGA C	9	IRRIBARRA J	11	AGUIRRE D	13	BUSTAMANTE C	14	LEDEZMA O	0:52
4	ALVAREZ T	9	IRRIBARRA J	10	ARTEAGA R	14	LEDEZMA O	15	PENA F	0:40
4	ALVAREZ T	9	IRRIBARRA J	10	ARTEAGA R	12	COTRONEO R	14	LEDEZMA O	0:39
4	ALVAREZ T	6	ITURRIAGA C	7	ZEPEDA F	9	IRRIBARRA J	12	COTRONEO R	0:24
6	ITURRIAGA C	10	ARTEAGA R	12	COTRONEO R	13	BUSTAMANTE C	14	LEDEZMA O	0:10

Score development

6	ITURRIAGA C	10	ARTEAGA R	12	COTRONEO R	13	BUSTAMANTE C	14	LEDEZMA O	0:10	0
4	ALVAREZ T	6	ITURRIAGA C	7	ZEPEDA F	9	IRRIBARRA J	12	COTRONEO R	0:24	0
4	ALVAREZ T	9	IRRIBARRA J	10	ARTEAGA R	12	COTRONEO R	14	LEDEZMA O	0:39	0
6	ITURRIAGA C	7	ZEPEDA F	9	IRRIBARRA J	12	COTRONEO R	13	BUSTAMANTE C	0:55	-1
6	ITURRIAGA C	9	IRRIBARRA J	11	AGUIRRE D	12	COTRONEO R	13	BUSTAMANTE C	1:27	0
6	ITURRIAGA C	10	ARTEAGA R	11	AGUIRRE D	13	BUSTAMANTE C	14	LEDEZMA O	2:46	-1
4	ALVAREZ T	9	IRRIBARRA J	12	COTRONEO R	14	LEDEZMA O	15	PENA F	5:11	-1
6	ITURRIAGA C	9	IRRIBARRA J	11	AGUIRRE D	13	BUSTAMANTE C	14	LEDEZMA O	0:52	-2
6	ITURRIAGA C	9	IRRIBARRA J	12	COTRONEO R	13	BUSTAMANTE C	15	PENA F	0:54	-2
6	ITURRIAGA C	10	ARTEAGA R	11	AGUIRRE D	12	COTRONEO R	14	LEDEZMA O	1:17	-2
4	ALVAREZ T	9	IRRIBARRA J	11	AGUIRRE D	13	BUSTAMANTE C	14	LEDEZMA O	2:42	-3
4	ALVAREZ T	10	ARTEAGA R	12	COTRONEO R	13	BUSTAMANTE C	14	LEDEZMA O	2:06	-4
4	ALVAREZ T	9	IRRIBARRA J	10	ARTEAGA R	14	LEDEZMA O	15	PENA F	0:40	-6
4	ALVAREZ T	9	IRRIBARRA J	10	ARTEAGA R	11	AGUIRRE D	14	LEDEZMA O	3:00	-6
4	ALVAREZ T	6	ITURRIAGA C	12	COTRONEO R	13	BUSTAMANTE C	14	LEDEZMA O	2:08	-7
4	ALVAREZ T	6	ITURRIAGA C	11	AGUIRRE D	12	COTRONEO R	13	BUSTAMANTE C	5:02	-7
4	ALVAREZ T	9	IRRIBARRA J	12	COTRONEO R	13	BUSTAMANTE C	14	LEDEZMA O	6:11	-11
4	ALVAREZ T	12	COTRONEO R	13	BUSTAMANTE C	14	LEDEZMA O	15	PENA F	3:36	-12

LEGEND

+ Shot Made - Shot Missed

Timing and Results provided by  TISSOT



Game No: 34

Start List

Стартовый список

BRA vs CHI

Referee: SHORT Thomas (USA)

Umpire: BOZHENAR Viktor (UKR) / CALDWELL Toni le Anne (AUS)

BRA - Brazil

No.	Name	Pos	Height m / ft in	Age	Current Games Statistics						
					PPG	FG%	3FG%	FT%	RPG	APG	MPG (GP)
4	FELICIO Cristiano	C	2.08/6'10"	21	11.0	73		0	3.5	0.0	18:50 (2)
5	MARIANO Lucas	F	2.05/6'9"	19	10.0	58	25	71	2.0	0.5	21:37 (2)
6	ALVES MAIA Rafael	F	2.01/6'7"	21	9.5	100		50	4.5	1.0	18:17 (2)
7	GONCALVES Isaac	G	1.94/6'4"	23	7.5	64	50		3.0	0.5	14:23 (2)
8	SILVA Andre	PF	2.00/6'7"	22	6.0	50	25	75	2.0	1.5	19:05 (2)
9	DEODATO Guilherme	SG	1.92/6'4"	22	7.0	36	25	100	3.0	1.5	16:41 (2)
10	MEINDL Leonardo	SG	1.97/6'6"	20	8.5	54	38		5.0	0.5	16:47 (2)
11	DALLA BARBA Matheus	G	1.98/6'6"	22	9.5	70	57	50	1.5	0.0	14:31 (2)
12	BERNARDI Joao	PF	1.97/6'6"	23	15.5	85	50	88	3.0	1.0	17:51 (2)
13	CORAZZA NETO Elio	PG	1.91/6'3"	23	1.0	25	0		1.0	3.5	10:47 (2)
14	CAMPOS Jefferson	PG	1.85/6'1"	22	3.0	20	100		2.0	2.0	10:33 (1)
15	CHAIA George	PG	1.86/6'1"	22	4.0	17	0	100	6.0	7.5	25:53 (2)
Team			1.96/6'5"	21.7	91.0	60	34	79	38.5	18.5	
Coach		SANTOS NETO Jose Alves									
Assistant Coach		DE CONTI Gustavo Antonio									

BRA Played		
PR	CHN	107 - 65
PR	FIN	75 - 65
PR	CHI	10 JUL
PR	LTU	11 JUL
PR	NOR	12 JUL


CHI - Chile

No.	Name	Pos	Height m / ft in	Age	Current Games Statistics						
					PPG	FG%	3FG%	FT%	RPG	APG	MPG (GP)
4	ALVAREZ Tomas	C	1.85/6'1"	23	13.0	47	42	75	1.5	0.5	28:55 (2)
5	NEHRING Jonathan	C	1.95/6'5"	24	0.0				0.0	0.0	0:00 (0)
6	ITURRIAGA Cristian	F	/	24	2.5	14	25	100	1.0	0.5	13:16 (2)
7	ZEPEDA Felipe	F	1.87/6'2"	21	0.0				0.0	0.0	1:19 (1)
8	SANINO Gabriel	F	2.01/6'7"	21	0.0	0			3.0	0.0	15:14 (1)
9	IRRIBARRA Jonathan	G	1.76/5'9"	22	6.0	31	29	0	3.0	3.0	22:29 (2)
10	ARTEAGA Rolando	C	1.77/5'10"	21	1.5	20	0	50	1.5	0.5	11:52 (2)
11	AGUIRRE Diego	F	1.98/6'6"	21	5.0	40	67		1.5	0.0	18:05 (2)
12	COTRONEO Rocco	C	1.90/6'3"	23	5.5	63		50	5.0	0.0	25:21 (2)
13	BUSTAMANTE Camilo	F	1.87/6'2"	24	8.5	33	20	86	1.0	1.5	25:38 (2)
14	LEDEZMA Osven	F	2.02/6'8"	23	9.5	36	0	50	5.5	2.5	33:14 (2)
15	PENA Francisco	G	2.06/6'9"	24	0.0	0	0		0.5	0.0	12:51 (2)
Team			1.91/6'3"	22.6	51.5	35	29	67	25.0	8.5	
Coach		RIERA Alfredo									
Assistant Coach		ORTEGA LANDERO Juan Pablo									

CHI Played		
PR	FIN	52 - 71
PR	LTU	51 - 116
PR	BRA	10 JUL
PR	NOR	11 JUL
PR	CHN	12 JUL

LEGEND

(1)	Point Guard	(2)	Shooting Guard	(3)	Small Forward	(4)	Power Forward	(5)	Centre
(C)	Captain	3FG%	3 Points Field Goals %	APG	Assists per Game	C	Centre	F	Forward
FG%	Field Goals %	FT%	Free Throws %	G	Guard	GP	Games Played	MPG	Minutes Played per Game
Pos	Playing Position	PPG	Points per Game	PR	Preliminary Round	RPG	Rebounds per Game		

Timing and Results provided by  TISSOT



Game No: 34

Results
Результаты

Attendance: 400

Match Duration: 1:27

BRA 106 vs 40 CHI
(27:11, 25:9, 26:3, 28:17)

Referee: SHORT Thomas (USA) Commissioner:
Umpire: BOZHENAR Viktor (UKR) / CALDWELL Toni le Anne (AUS)

Scoring by 5 min intervals:	BRA	Q1		Q2		Q3		Q4	
		15	27	34	52	67	78	89	106
	CHI	3	11	18	20	20	23	30	40

BRA - Brazil

No.	Name	MIN	Field Goals		2 Points		3 Points		Free Throws		Rebounds			AS	TO	ST	BS	PF	FD	PTS
			M/A	%	M/A	%	M/A	%	M/A	%	OR	DR	TOT							
*4	FELICIO Cristiano	19:28	14/17	82	14/17	82	0/0	0	0/0	0	5	3	8	3	2	2	0	0	1	28
5	MARIANO Lucas	23:19	5/8	63	5/8	63	0/0	0	0/1	0	2	4	6	0	0	1	3	2	1	10
6	ALVES MAIA Rafael	8:04	0/2	0	0/2	0	0/0	0	0/2	0	3	5	8	0	1	0	0	1	1	0
*7	GONCALVES Isaac	7:58	1/3	33	1/3	33	0/0	0	0/0	0	0	1	1	1	1	0	0	0	2	
*8	SILVA Andre	18:37	1/2	50	1/1	100	0/1	0	4/4	100	1	7	8	0	1	1	2	1	2	6
9	DEODATO Guilherme	21:35	7/12	58	5/6	83	2/6	33	2/2	100	2	2	4	4	2	4	0	4	1	18
*10	MEINDL Leonardo	18:11	7/14	50	6/8	75	1/6	17	0/0	0	3	7	10	0	0	1	0	3	0	15
11	DALLA BARBA Matheus	18:39	2/8	25	1/3	33	1/5	20	0/0	0	0	3	3	0	0	0	1	1	0	5
12	BERNARDI Joao	19:12	3/5	60	1/2	50	2/3	67	2/2	100	1	4	5	1	1	1	2	0	1	10
13	CORAZZA NETO Elio	25:21	2/5	40	1/3	33	1/2	50	2/4	50	0	5	5	12	1	4	0	1	2	7
14	CAMPOS Jefferson	10:27	2/6	33	2/4	50	0/2	0	0/0	0	1	0	1	7	2	0	0	2	1	4
*15	CHAIA George	9:09	0/0	0	0/0	0	0/0	0	1/2	50	0	2	2	4	0	0	0	1	2	1
Team / Coach											0	0	0							
Totals			44/82	54	37/57	65	7/25	28	11/17	65	18	43	61	32	11	14	8	16	12	106
Coach		SANTOS NETO Jose Alves																		
Assistant Coach		DE CONTI Gustavo Antonio																		

CHI - Chile

No.	Name	MIN	Field Goals		2 Points		3 Points		Free Throws		Rebounds			AS	TO	ST	BS	PF	FD	PTS
			M/A	%	M/A	%	M/A	%	M/A	%	OR	DR	TOT							
*4	ALVAREZ Tomas	29:03	2/11	18	2/7	29	0/4	0	1/2	50	1	1	2	3	3	0	0	0	3	5
5	NEHRING Jonathan	0:00	0/0	0	0/0	0	0/0	0	0/0	0	0	0	0	0	0	0	0	0	0	0
*6	ITURRIAGA Cristian	15:33	0/6	0	0/3	0	0/3	0	0/0	0	1	1	2	0	2	0	0	3	2	0
7	ZEPEDA Felipe	4:17	0/2	0	0/2	0	0/0	0	0/0	0	0	0	0	0	0	0	0	0	0	0
8	SANINO Gabriel	18:17	2/5	40	1/2	50	1/3	33	0/0	0	0	4	4	0	1	0	0	2	1	5
9	IRRIBARRA Jonathan	21:03	1/8	13	1/5	20	0/3	0	2/2	100	2	2	4	0	3	1	0	1	3	4
10	ARTEAGA Rolando	16:01	3/4	75	0/0	0	3/4	75	0/0	0	2	0	2	0	1	0	0	1	0	9
*11	AGUIRRE Diego	25:54	1/7	14	0/3	0	1/4	25	0/0	0	0	4	4	0	2	0	0	3	0	3
12	COTRONEO Rocco	0:00	0/0	0	0/0	0	0/0	0	0/0	0	0	0	0	0	0	0	0	0	0	0
*13	BUSTAMANTE Camilo	16:05	1/7	14	1/5	20	0/2	0	0/0	0	1	2	3	1	3	1	0	0	3	2
*14	LEDEZMA Osven	35:41	5/14	36	5/13	38	0/1	0	2/4	50	2	6	8	1	3	0	5	1	4	12
15	PENA Francisco	18:06	0/4	0	0/4	0	0/0	0	0/0	0	0	2	2	1	1	0	0	1	0	0
Team / Coach											3	1	4		2					
Totals			15/68	22	10/44	23	5/24	21	5/8	63	12	23	35	6	21	2	5	12	16	40
Coach		RIERA Alfredo																		
Assistant Coach		ORTEGA LANDERO Juan Pablo																		

	BRA	CHI
Points from Turnovers	31	6
Points in the Paint	74	18
Second Chance Points	21	8
Fast Break Points	36	7

	BRA	CHI
Biggest Lead	68	0
Biggest Scoring Run	33-0 (67-20)	7-0 (15-7)
Lead Changes		0
Times Tied		0

LEGEND			
%	Shooting Percentage	(C)	Captain
BS	Blocked Shots	DR	Defensive Rebounds
OR	Offensive Rebounds	OTx	Overtime
S	Suspended	ST	Steals
(I)	Injured	FD	Fouls Drawn
		PF	Fouls
		TO	Turnovers
*	Starters	M/A	Made / Attempts
		PTS	Points
		TOT	Total Rebounds
AS	Assists	MIN	Minutes Played
		Qx	Quarter Time

Timing and Results provided by TISSOT



Game No: 34

Shot Chart
Схема бросков

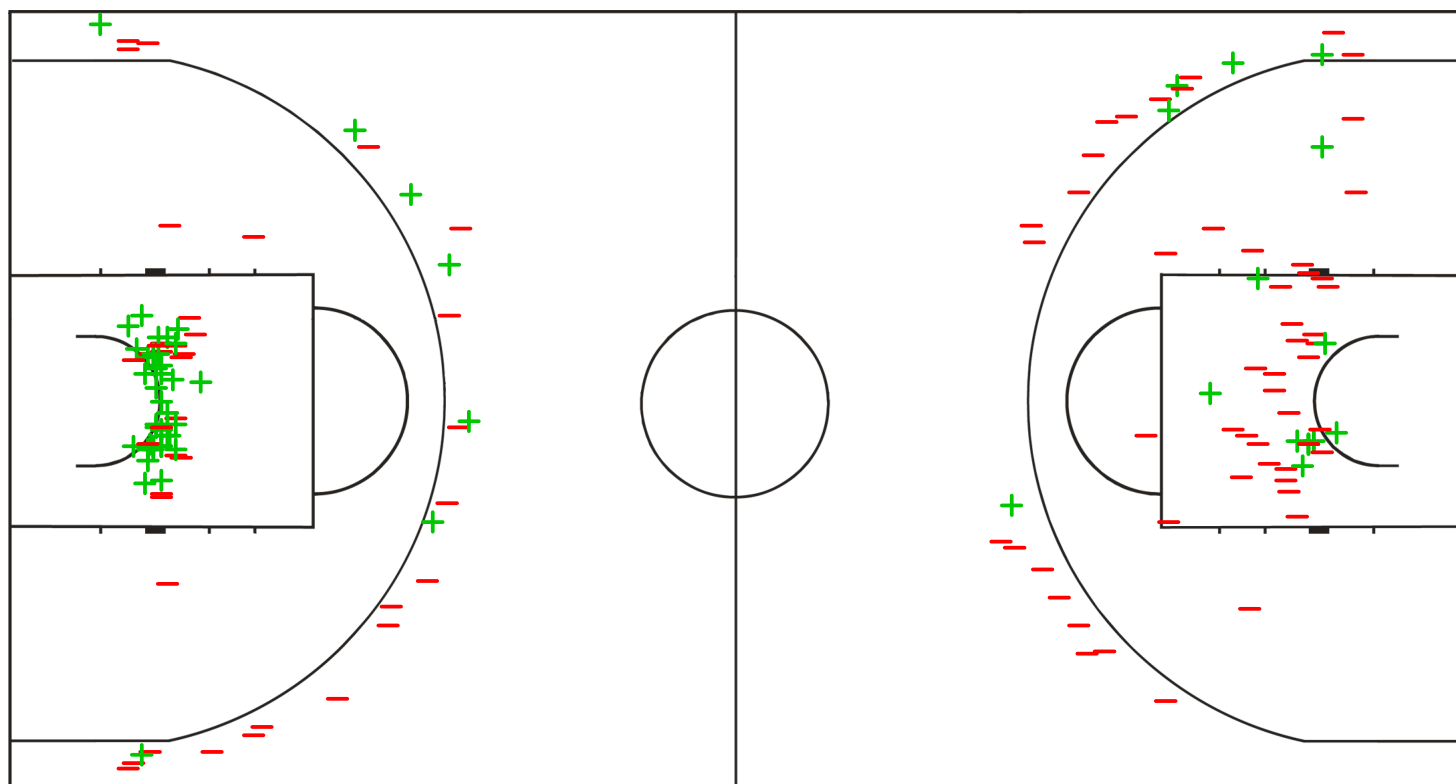
BRA 106 vs 40 CHI
(27 - 11, 25 - 9, 26 - 3, 28 - 17)

Scoring by 5 min intervals:

	Q1		Q2		Q3		Q4	
BRA	15	27	34	52	67	78	89	106
CHI	3	11	18	20	20	23	30	40

BRA - Brazil

CHI - Chile



LEGEND	
+	Shot Made
-	Shot Missed

Timing and Results provided by **TISSOT**



Game No: 34

Shot Chart
Схема бросков

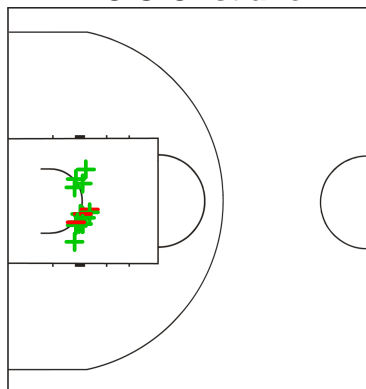
BRA 106 vs 40 CHI
(27 - 11, 25 - 9, 26 - 3, 28 - 17)

Scoring by 5 min intervals:

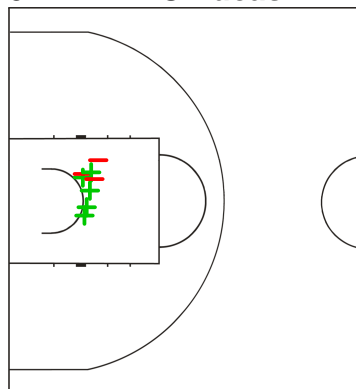
	Q1		Q2		Q3		Q4	
BRA	15	27	34	52	67	78	89	106
CHI	3	11	18	20	20	23	30	40

BRA - Brazil

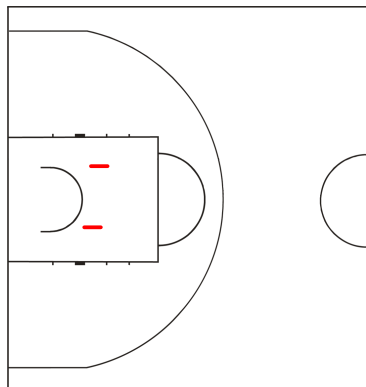
4 FELICIO Cristiano



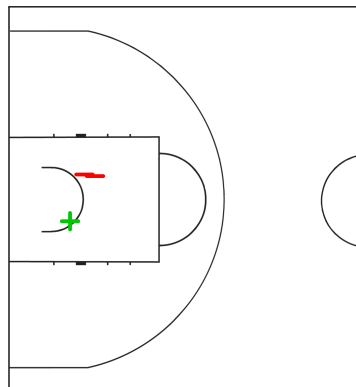
5 MARIANO Lucas



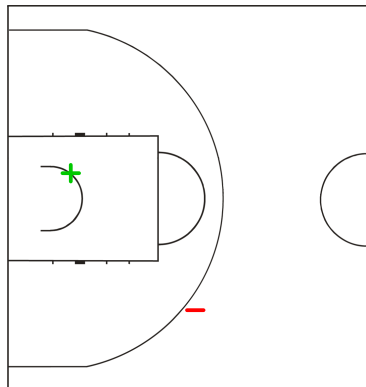
6 ALVES MAIA Rafael



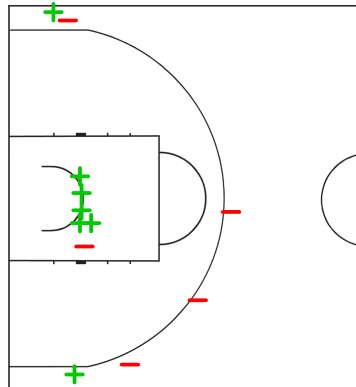
7 GONCALVES Isaac



8 SILVA Andre



9 DEODATO Guilherme



LEGEND

+ Shot Made

-

Shot Missed

Timing and Results provided by **TISSOT**



Game No: 34

Shot Chart

Схема бросков

BRA 106 vs 40 CHI

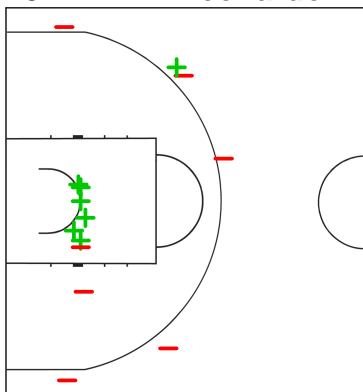
(27 - 11, 25 - 9, 26 - 3, 28 - 17)

Scoring by 5 min intervals:

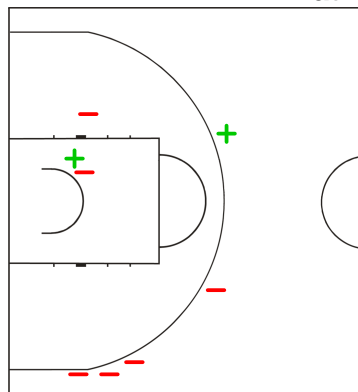
	Q1		Q2		Q3		Q4	
BRA	15	27	34	52	67	78	89	106
CHI	3	11	18	20	20	23	30	40

BRA - Brazil

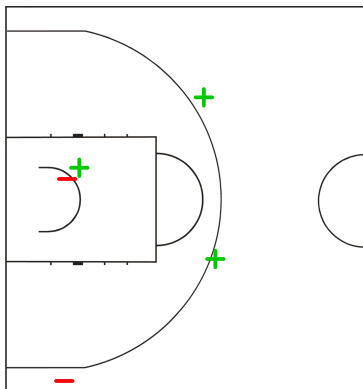
10 MEINDL Leonardo



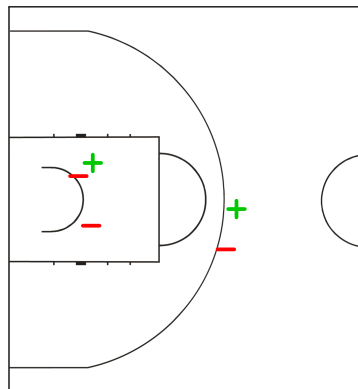
11 DALLA BARBA Matheus



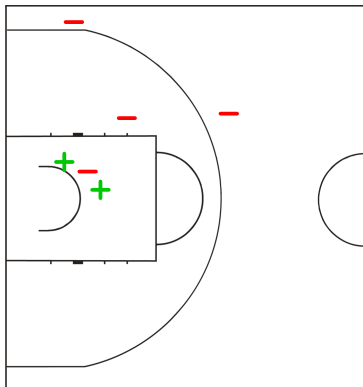
12 BERNARDI Joao



13 CORAZZA NETO Elio



14 CAMPOS Jefferson



LEGEND

+ Shot Made

-

Shot Missed

Timing and Results provided by **TISSOT**



Game No: 34

Shot Chart

Схема бросков

BRA 106 vs 40 CHI

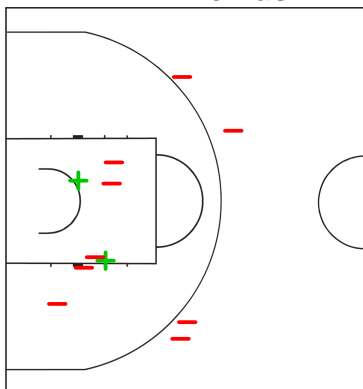
(27 - 11, 25 - 9, 26 - 3, 28 - 17)

Scoring by 5 min intervals:

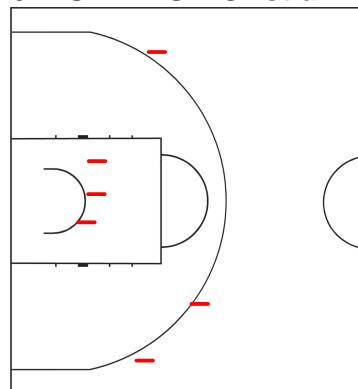
	Q1		Q2		Q3		Q4	
BRA	15	27	34	52	67	78	89	106
CHI	3	11	18	20	20	23	30	40

CHI - Chile

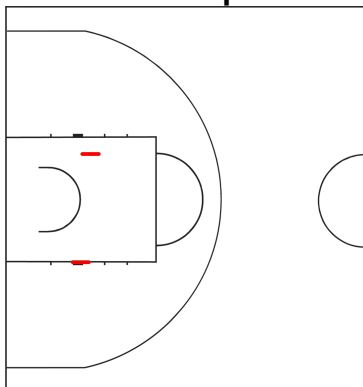
4 ALVAREZ Tomas



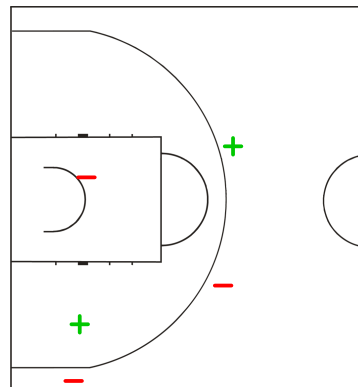
6 ITURRIAGA Cristian



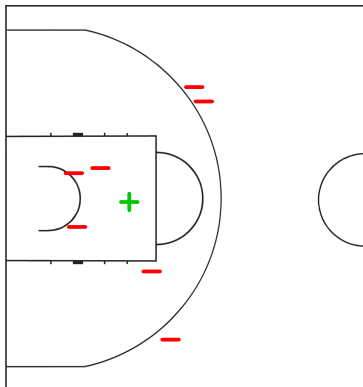
7 ZEPEDA Felipe



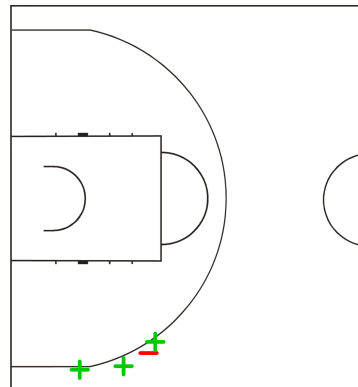
8 SANINO Gabriel



9 IRRIBARRA Jonathan



10 ARTEAGA Rolando



LEGEND

+ Shot Made

-

Shot Missed

Timing and Results provided by **TISSOT**



Game No: 34

Shot Chart
Схема бросков

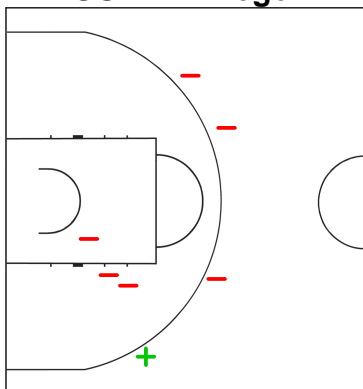
BRA 106 vs 40 CHI
(27 - 11, 25 - 9, 26 - 3, 28 - 17)

Scoring by 5 min intervals:

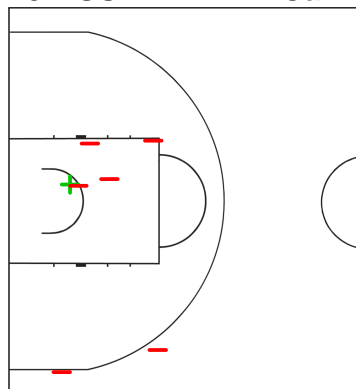
	Q1		Q2		Q3		Q4	
BRA	15	27	34	52	67	78	89	106
CHI	3	11	18	20	20	23	30	40

CHI - Chile

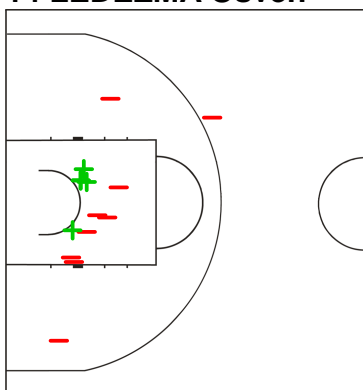
11 AGUIRRE Diego



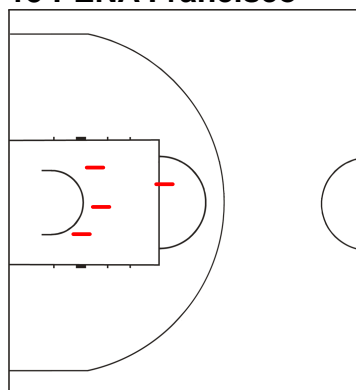
13 BUSTAMANTE Camilo



14 LEDEZMA Osven



15 PENA Francisco



LEGEND

+ Shot Made

- Shot Missed



Game No: 34

Lineup Analysis

Анализ

BRA 106 vs 40 CHI

BRA

Lineup efficiency

4	FELICIO C	7	GONCALVES I	8	SILVA A	10	MEINDL L	15	CHAIA G	7:58
5	MARIANO L	6	ALVES MAIA R	9	DEODATO G	11	DALLA BARBA M	13	CORAZZA NETO E	7:41
5	MARIANO L	9	DEODATO G	11	DALLA BARBA M	12	BERNARDI J	13	CORAZZA NETO E	4:59
4	FELICIO C	8	SILVA A	10	MEINDL L	12	BERNARDI J	13	CORAZZA NETO E	4:34
5	MARIANO L	11	DALLA BARBA M	12	BERNARDI J	13	CORAZZA NETO E	14	CAMPOS J	3:21
4	FELICIO C	5	MARIANO L	9	DEODATO G	12	BERNARDI J	13	CORAZZA NETO E	2:47
5	MARIANO L	9	DEODATO G	11	DALLA BARBA M	12	BERNARDI J	14	CAMPOS J	2:12
4	FELICIO C	8	SILVA A	9	DEODATO G	10	MEINDL L	14	CAMPOS J	2:08
4	FELICIO C	8	SILVA A	10	MEINDL L	13	CORAZZA NETO E	14	CAMPOS J	1:36
5	MARIANO L	8	SILVA A	10	MEINDL L	12	BERNARDI J	14	CAMPOS J	0:56
5	MARIANO L	8	SILVA A	9	DEODATO G	10	MEINDL L	15	CHAIA G	0:34
4	FELICIO C	8	SILVA A	9	DEODATO G	10	MEINDL L	15	CHAIA G	0:25
5	MARIANO L	6	ALVES MAIA R	9	DEODATO G	12	BERNARDI J	13	CORAZZA NETO E	0:23
5	MARIANO L	8	SILVA A	9	DEODATO G	11	DALLA BARBA M	14	CAMPOS J	0:14
5	MARIANO L	8	SILVA A	9	DEODATO G	11	DALLA BARBA M	15	CHAIA G	0:12

Score development

4	FELICIO C	8	SILVA A	10	MEINDL L	12	BERNARDI J	13	CORAZZA NETO E	4:34	+15
4	FELICIO C	7	GONCALVES I	8	SILVA A	10	MEINDL L	15	CHAIA G	7:58	+12
5	MARIANO L	9	DEODATO G	11	DALLA BARBA M	12	BERNARDI J	13	CORAZZA NETO E	4:59	+9
4	FELICIO C	5	MARIANO L	9	DEODATO G	12	BERNARDI J	13	CORAZZA NETO E	2:47	+8
4	FELICIO C	8	SILVA A	10	MEINDL L	13	CORAZZA NETO E	14	CAMPOS J	1:36	+5
5	MARIANO L	11	DALLA BARBA M	12	BERNARDI J	13	CORAZZA NETO E	14	CAMPOS J	3:21	+5
5	MARIANO L	6	ALVES MAIA R	9	DEODATO G	12	BERNARDI J	13	CORAZZA NETO E	0:23	+4
5	MARIANO L	6	ALVES MAIA R	9	DEODATO G	11	DALLA BARBA M	13	CORAZZA NETO E	7:41	+4
4	FELICIO C	8	SILVA A	9	DEODATO G	10	MEINDL L	14	CAMPOS J	2:08	+3
4	FELICIO C	8	SILVA A	9	DEODATO G	10	MEINDL L	15	CHAIA G	0:25	+2
5	MARIANO L	8	SILVA A	9	DEODATO G	11	DALLA BARBA M	15	CHAIA G	0:12	0
5	MARIANO L	8	SILVA A	9	DEODATO G	11	DALLA BARBA M	14	CAMPOS J	0:14	0
5	MARIANO L	8	SILVA A	9	DEODATO G	10	MEINDL L	15	CHAIA G	0:34	0
5	MARIANO L	9	DEODATO G	11	DALLA BARBA M	12	BERNARDI J	14	CAMPOS J	2:12	-1
5	MARIANO L	8	SILVA A	10	MEINDL L	12	BERNARDI J	14	CAMPOS J	0:56	-2



Game No: 34

Lineup Analysis

Анализ

CHI

Lineup efficiency


4	ALVAREZ T	8	SANINO G	10	ARTEAGA R	11	AGUIRRE D	14	LEDEZMA O	6:02
4	ALVAREZ T	9	IRRIBARRA J	11	AGUIRRE D	14	LEDEZMA O	15	PENA F	4:34
4	ALVAREZ T	6	ITURRIAGA C	11	AGUIRRE D	14	LEDEZMA O	15	PENA F	3:27
4	ALVAREZ T	6	ITURRIAGA C	11	AGUIRRE D	13	BUSTAMANTE C	14	LEDEZMA O	3:19
4	ALVAREZ T	8	SANINO G	9	IRRIBARRA J	11	AGUIRRE D	14	LEDEZMA O	3:04
4	ALVAREZ T	10	ARTEAGA R	13	BUSTAMANTE C	14	LEDEZMA O	15	PENA F	2:48
4	ALVAREZ T	8	SANINO G	9	IRRIBARRA J	14	LEDEZMA O	15	PENA F	2:39
6	ITURRIAGA C	7	ZEPEDA F	9	IRRIBARRA J	14	LEDEZMA O	15	PENA F	2:29
6	ITURRIAGA C	8	SANINO G	10	ARTEAGA R	11	AGUIRRE D	13	BUSTAMANTE C	1:48
8	SANINO G	9	IRRIBARRA J	10	ARTEAGA R	13	BUSTAMANTE C	14	LEDEZMA O	1:39
4	ALVAREZ T	8	SANINO G	9	IRRIBARRA J	11	AGUIRRE D	13	BUSTAMANTE C	1:30
9	IRRIBARRA J	10	ARTEAGA R	13	BUSTAMANTE C	14	LEDEZMA O	15	PENA F	1:10
6	ITURRIAGA C	9	IRRIBARRA J	11	AGUIRRE D	13	BUSTAMANTE C	14	LEDEZMA O	1:09
6	ITURRIAGA C	7	ZEPEDA F	9	IRRIBARRA J	13	BUSTAMANTE C	14	LEDEZMA O	1:07
8	SANINO G	9	IRRIBARRA J	10	ARTEAGA R	11	AGUIRRE D	13	BUSTAMANTE C	1:01
4	ALVAREZ T	6	ITURRIAGA C	10	ARTEAGA R	14	LEDEZMA O	15	PENA F	0:59
4	ALVAREZ T	6	ITURRIAGA C	7	ZEPEDA F	9	IRRIBARRA J	14	LEDEZMA O	0:41
6	ITURRIAGA C	8	SANINO G	10	ARTEAGA R	13	BUSTAMANTE C	14	LEDEZMA O	0:34

Score development

8	SANINO G	9	IRRIBARRA J	10	ARTEAGA R	11	AGUIRRE D	13	BUSTAMANTE C	1:01	+3
4	ALVAREZ T	6	ITURRIAGA C	7	ZEPEDA F	9	IRRIBARRA J	14	LEDEZMA O	0:41	0
8	SANINO G	9	IRRIBARRA J	10	ARTEAGA R	13	BUSTAMANTE C	14	LEDEZMA O	1:39	0
6	ITURRIAGA C	7	ZEPEDA F	9	IRRIBARRA J	14	LEDEZMA O	15	PENA F	2:29	-1
6	ITURRIAGA C	7	ZEPEDA F	9	IRRIBARRA J	13	BUSTAMANTE C	14	LEDEZMA O	1:07	-2
4	ALVAREZ T	9	IRRIBARRA J	11	AGUIRRE D	14	LEDEZMA O	15	PENA F	4:34	-2
6	ITURRIAGA C	8	SANINO G	10	ARTEAGA R	13	BUSTAMANTE C	14	LEDEZMA O	0:34	-3
9	IRRIBARRA J	10	ARTEAGA R	13	BUSTAMANTE C	14	LEDEZMA O	15	PENA F	1:10	-3
6	ITURRIAGA C	8	SANINO G	10	ARTEAGA R	11	AGUIRRE D	13	BUSTAMANTE C	1:48	-3
4	ALVAREZ T	8	SANINO G	9	IRRIBARRA J	14	LEDEZMA O	15	PENA F	2:39	-3
4	ALVAREZ T	8	SANINO G	10	ARTEAGA R	11	AGUIRRE D	14	LEDEZMA O	6:02	-3
4	ALVAREZ T	8	SANINO G	9	IRRIBARRA J	11	AGUIRRE D	13	BUSTAMANTE C	1:30	-4
6	ITURRIAGA C	9	IRRIBARRA J	11	AGUIRRE D	13	BUSTAMANTE C	14	LEDEZMA O	1:09	-5
4	ALVAREZ T	10	ARTEAGA R	13	BUSTAMANTE C	14	LEDEZMA O	15	PENA F	2:48	-5
4	ALVAREZ T	6	ITURRIAGA C	11	AGUIRRE D	14	LEDEZMA O	15	PENA F	3:27	-5
4	ALVAREZ T	6	ITURRIAGA C	10	ARTEAGA R	14	LEDEZMA O	15	PENA F	0:59	-6
4	ALVAREZ T	8	SANINO G	9	IRRIBARRA J	11	AGUIRRE D	14	LEDEZMA O	3:04	-11
4	ALVAREZ T	6	ITURRIAGA C	11	AGUIRRE D	13	BUSTAMANTE C	14	LEDEZMA O	3:19	-13

LEGEND

+ Shot Made - Shot Missed

Timing and Results provided by  TISSOT



Game No: 35

Start List

Стартовый список

FIN vs NOR

Referee: ZAPOLSKI Dariusz (POL)

Umpire: KRUG Sergey (RUS) / AL BULUSHI Ahmed (OMA)

FIN - Finland

No.	Name	Pos	Height m / ft in	Age	Current Games Statistics						
					PPG	FG%	3FG%	FT%	RPG	APG	MPG (GP)
4	NIEMI Jesse	F	1.94/6'4"	23	4.0	50	0		1.5	0.5	18:00 (2)
5	SANDBERG Mikael	C	2.10/6'11"	22	4.0	30	33	17	6.0	1.5	18:46 (2)
6	OJALA Matias	F	1.97/6'6"	23	1.0	17	0	0	2.5	0.5	5:59 (2)
7	NUUTINEN Matti	F	2.00/6'7"	23	0.0				0.0	0.0	0:00 (0)
8	MOLENIUS Markus	F	2.02/6'8"	21	3.0	29	20	50	1.5	0.0	15:19 (2)
9	IKAVALKO Sami	F	1.87/6'2"	23	3.5	50	67	50	0.5	0.0	8:56 (2)
10	LINDBOM Carl	F	2.06/6'9"	21	12.5	32	30	50	4.5	0.5	25:14 (2)
11	LEHTORANTA Juho	F	1.95/6'5"	24	13.0	56	58	100	5.0	1.5	21:59 (2)
12	TOIVONEN Lauri	C	2.00/6'7"	22	0.0	0			3.5	0.0	14:40 (2)
13	VAENERBERG Alex	F	1.82/6'0"	20	3.5	50	25		2.0	0.5	14:37 (2)
14	AHONEN Roope	F	1.84/6'0"	23	16.5	55	45	100	3.5	4.0	26:40 (2)
15	NIKKARINEN Antto	F	1.83/6'0"	22	7.0	43	25	0	3.0	5.0	29:46 (2)
Team			1.95/6'5"	22.3	68.0	40	35	50	35.5	14.0	

FIN Played		
PR	CHI	71 - 52
PR	BRA	65 - 75
PR	NOR	10 JUL
PR	CHN	11 JUL
PR	LTU	12 JUL


NOR - Norway

No.	Name	Pos	Height m / ft in	Age	Current Games Statistics						
					PPG	FG%	3FG%	FT%	RPG	APG	MPG (GP)
4	MIDTVEDT Magnus	G	1.82/6'0"	23	1.5	0		75	1.0	2.5	10:38 (2)
5	BOEHN Fredrik	F	1.98/6'6"	22	5.0	44	29		0.0	2.0	9:11 (2)
6	STIEN Anders	F	1.97/6'6"	23	17.0	72	83	75	1.5	2.5	18:35 (2)
7	OSTBYE Nicolay	G	1.88/6'2"	24	6.0	63	0	100	0.5	0.5	12:25 (2)
8	JAWARA Karamo	F	2.02/6'8"	22	11.5	69	75	67	4.5	2.0	21:14 (2)
9	LUNDESTAD Oevind	G	1.94/6'4"	22	5.0	27	43	50	1.0	1.0	14:41 (2)
10	BOLIN Aksel	G	2.03/6'8"	22	6.0	67		67	2.0	1.0	19:21 (2)
11	MJOS Stian	G	1.83/6'0"	24	12.0	33	36	100	3.0	4.0	28:36 (2)
12	FIVELSTAD Magne	F	1.96/6'5"	23	8.0	88	0	100	4.0	1.0	14:44 (2)
13	SOMMERFELDT Torgrim	F	1.98/6'6"	24	5.5	29	25	50	4.0	2.0	21:16 (2)
14	NWACHUKWU Roy Emeka	F	1.97/6'6"	22	5.5	45	50	0	5.0	1.0	20:05 (2)
15	BRADASCIO Mattia	C	2.07/6'9"	22	5.5	63	50		2.5	0.5	9:10 (2)
Team			1.95/6'5"	22.8	88.5	50	42	68	31.0	20.0	
Coach		ECKHOFF Mathias									
Assistant Coach		STOLLER Baard					HACKMAN Brent				

NOR Played		
PR	LTU	71 - 94
PR	CHN	106 - 74
PR	FIN	10 JUL
PR	CHI	11 JUL
PR	BRA	12 JUL

LEGEND

(1)	Point Guard	(2)	Shooting Guard	(3)	Small Forward	(4)	Power Forward	(5)	Centre
(C)	Captain	3FG%	3 Points Field Goals %	APG	Assists per Game	C	Centre	F	Forward
FG%	Field Goals %	FT%	Free Throws %	G	Guard	GP	Games Played	MPG	Minutes Played per Game
Pos	Playing Position	PPG	Points per Game	PR	Preliminary Round	RPG	Rebounds per Game		

Timing and Results provided by  TISSOT



Game No: 35

Results
Результаты

Attendance: 200

Match Duration: 1:43

FIN 60 vs 55 NOR
(9:16, 21:10, 8:13, 22:16)

Referee: ZAPOLSKI Dariusz (POL)

Commissioner:

Umpire: KRUG Sergey (RUS) / AL BULUSHI Ahmed (OMA)

Scoring by 5 min intervals:	FIN	Q1		Q2		Q3		Q4	
		4	9	19	30	33	38	41	60
	NOR	10	16	19	26	32	39	44	55

FIN - Finland

No.	Name	MIN	Field Goals		2 Points		3 Points		Free Throws		Rebounds			AS	TO	ST	BS	PF	FD	PTS
			M / A	%	M / A	%	M / A	%	M / A	%	OR	DR	TOT							
4	NIEMI Jesse	18:27	2/5	40	1/2	50	1/3	33	2/4	50	2	3	5	2	1	1	0	0	3	7
*5	SANDBERG Mikael	25:11	2/3	67	1/2	50	1/1	100	0/0	0	1	10	11	1	5	1	1	2	1	5
6	OJALA Matias	4:25	0/0	0	0/0	0	0/0	0	2/2	100	0	0	0	0	0	0	0	0	1	2
7	NUUTINEN Matti	0:00	0/0	0	0/0	0	0/0	0	0/0	0	0	0	0	0	0	0	0	0	0	0
8	MOLENIUS Markus	11:45	1/3	33	0/0	0	1/3	33	0/0	0	0	2	2	0	2	1	0	4	1	3
9	IKAVALKO Sami	7:48	0/0	0	0/0	0	0/0	0	0/0	0	0	2	2	0	1	1	0	0	0	0
*10	LINDBOM Carl	28:38	4/12	33	2/7	29	2/5	40	2/3	67	2	4	6	0	2	1	2	2	4	12
*11	LEHTORANTA Juho	20:04	1/4	25	0/0	0	1/4	25	1/1	100	0	2	2	2	1	1	0	2	1	4
12	TOIVONEN Lauri	11:30	0/1	0	0/1	0	0/0	0	0/0	0	0	5	5	0	1	0	0	1	1	0
13	VAENERBERG Alex	9:54	0/2	0	0/1	0	0/1	0	0/2	0	0	1	1	1	0	0	0	0	1	0
*14	AHONEN Roope	32:23	3/14	21	2/4	50	1/10	10	8/8	100	0	4	4	1	3	0	0	2	6	15
*15	NIKKARINEN Antto	29:55	3/10	30	0/3	0	3/7	43	3/4	75	0	0	0	3	3	2	1	3	4	12
Team / Coach											3	1	4							
Totals			16/54	30	6/20	30	10/34	29	18/24	75	8	34	42	10	19	8	4	16	23	60

NOR - Norway

No.	Name	MIN	Field Goals		2 Points		3 Points		Free Throws		Rebounds			AS	TO	ST	BS	PF	FD	PTS
			M / A	%	M / A	%	M / A	%	M / A	%	OR	DR	TOT							
4	MIDTVEDT Magnus	3:05	0/2	0	0/0	0	0/2	0	0/0	0	1	0	1	1	0	0	0	0	0	0
5	BOEHN Fredrik	3:09	0/0	0	0/0	0	0/0	0	0/0	0	0	0	0	0	0	0	0	1	0	0
*6	STIEN Anders	32:36	2/12	17	0/5	0	2/7	29	0/4	0	0	1	1	4	2	1	0	3	3	6
7	OSTBYE Nicolay	5:47	1/2	50	1/2	50	0/0	0	2/2	100	1	1	2	0	0	0	0	2	1	4
*8	JAWARA Karamo	32:16	0/2	0	0/2	0	0/0	0	4/6	67	2	8	10	2	2	0	1	4	4	4
9	LUNDESTAD Oevind	1:44	0/0	0	0/0	0	0/0	0	0/0	0	1	0	1	0	1	0	0	0	0	0
*10	BOLIN Aksel	18:16	2/6	33	2/5	40	0/1	0	0/2	0	2	4	6	0	1	0	0	4	1	4
*11	MJOS Stian	38:16	3/16	19	0/8	0	3/8	38	3/4	75	0	2	2	1	7	3	0	3	3	12
12	FIVELSTAD Magne	7:44	0/2	0	0/2	0	0/0	0	1/2	50	0	3	3	0	1	0	0	2	1	1
*13	SOMMERFELDT Torgrim	31:08	5/10	50	3/4	75	2/6	33	0/0	0	2	4	6	2	0	1	0	2	0	12
14	NWACHUKWU Roy Emeka	25:59	6/14	43	6/12	50	0/2	0	0/0	0	5	8	13	0	1	2	3	2	3	12
15	BRADASCIO Mattia	0:00	0/0	0	0/0	0	0/0	0	0/0	0	0	0	0	0	0	0	0	0	0	0
Team / Coach											1	2	3							
Totals			19/66	29	12/40	30	7/26	27	10/20	50	15	33	48	10	15	7	4	23	16	55
Coach		ECKHOFF Mathias																		
Assistant Coach		STOLLER Baard									HACKMAN Brent									

	FIN	NOR
Points from Turnovers	15	15
Points in the Paint	10	22
Second Chance Points	12	13
Fast Break Points	3	4

	FIN	NOR
Biggest Lead	5	12
Biggest Scoring Run	11-0 (23-19)	9-0 (4-16)
Lead Changes	7	
Times Tied	5	

LEGEND			
%	Shooting Percentage	(C)	Captain
BS	Blocked Shots	DR	Defensive Rebounds
OR	Offensive Rebounds	OTx	Overtime
S	Suspended	ST	Steals
(I)	Injured	FD	Fouls Drawn
PF	Fouls	PTS	Points
TO	Turnovers	TOT	Total Rebounds
*	Starters	AS	Assists
M / A	Made / Attempts	MIN	Minutes Played
Qx	Quarter Time		

Timing and Results provided by **TISSOT**



Game No: 35

Shot Chart

Схема бросков

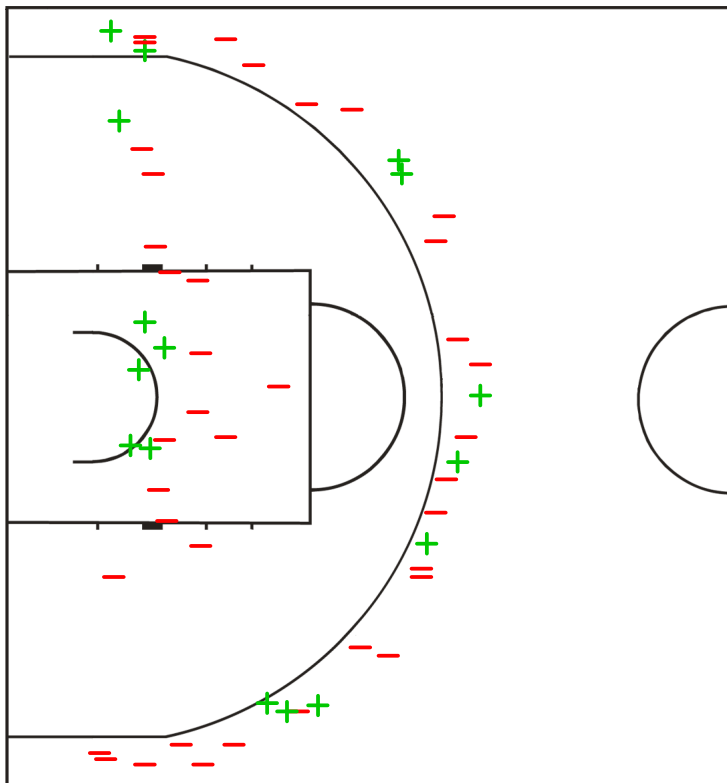
FIN 60 vs 55 NOR

(9 - 16, 21 - 10, 8 - 13, 22 - 16)

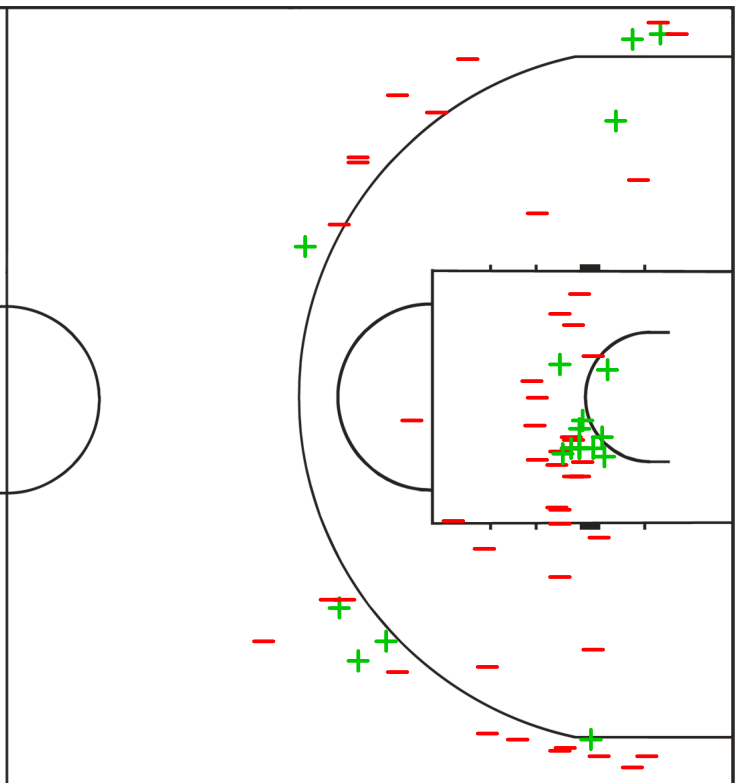
Scoring by 5 min intervals:

	Q1		Q2		Q3		Q4	
FIN	4	9	19	30	33	38	41	60
NOR	10	16	19	26	32	39	44	55

FIN - Finland



NOR - Norway



LEGEND

+ Shot Made

- Shot Missed

Timing and Results provided by **TISSOT**



Game No: 35

Shot Chart
Схема бросков

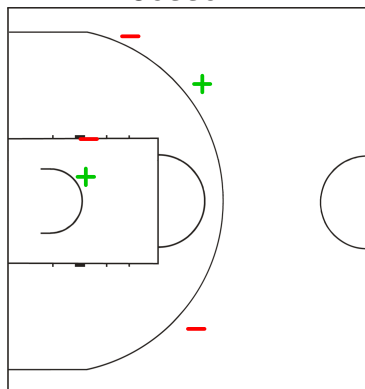
FIN 60 vs 55 NOR
(9 - 16, 21 - 10, 8 - 13, 22 - 16)

Scoring by 5 min intervals:

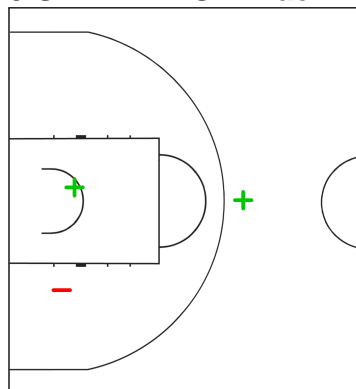
	Q1		Q2		Q3		Q4	
FIN	4	9	19	30	33	38	41	60
NOR	10	16	19	26	32	39	44	55

FIN - Finland

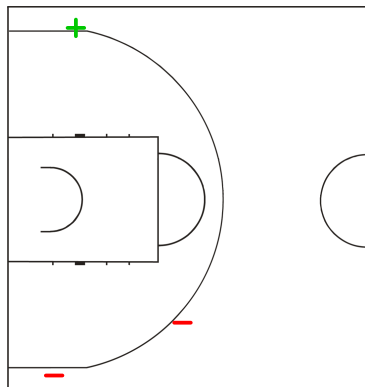
4 NIEMI Jesse



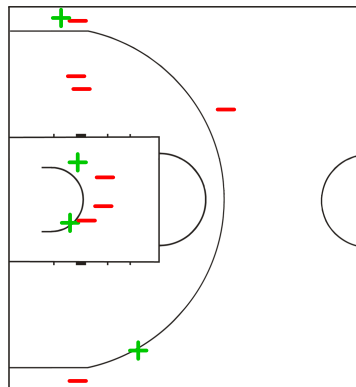
5 SANDBERG Mikael



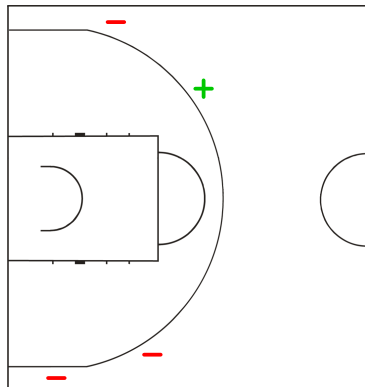
8 MOLENIUS Markus



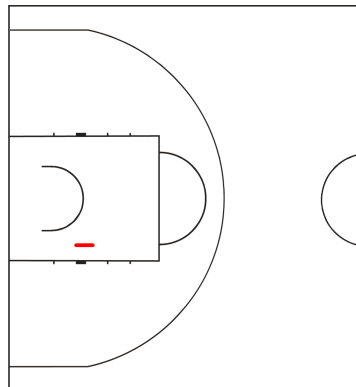
10 LINDBOM Carl



11 LEHTORANTA Juhu



12 TOIVONEN Lauri



LEGEND

+ Shot Made

-

Shot Missed

Timing and Results provided by **TISSOT**



Game No: 35

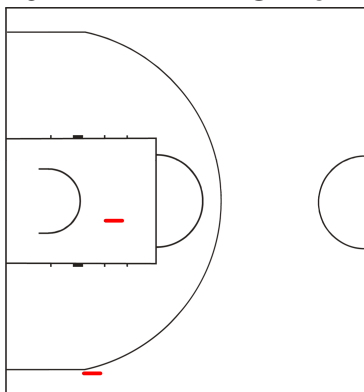
Shot Chart
Схема бросков

FIN 60 vs 55 NOR
(9 - 16, 21 - 10, 8 - 13, 22 - 16)

Scoring by 5 min intervals:

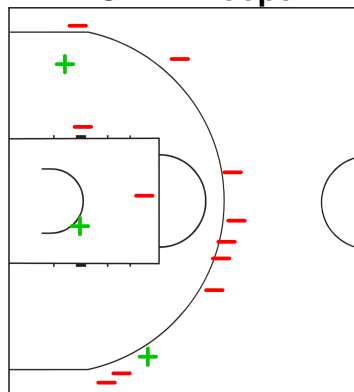
	Q1		Q2		Q3		Q4	
FIN	4	9	19	30	33	38	41	60
NOR	10	16	19	26	32	39	44	55

13 VAENERBERG Alex

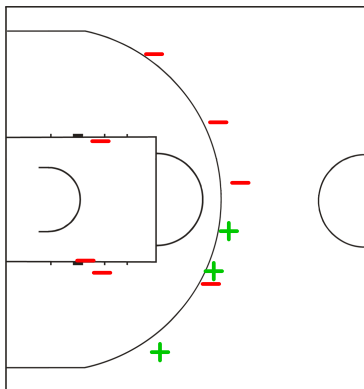


FIN - Finland

14 AHONEN Roope



15 NIKKARINEN Antto



LEGEND

+ Shot Made

-

Shot Missed



Game No: 35

Shot Chart
Схема бросков

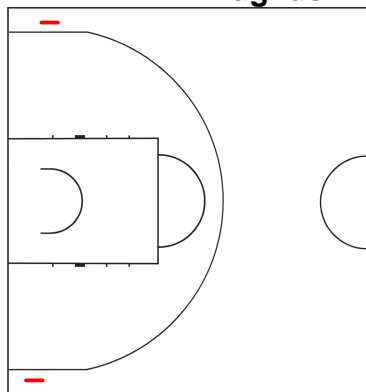
FIN 60 vs 55 NOR
(9 - 16, 21 - 10, 8 - 13, 22 - 16)

Scoring by 5 min intervals:

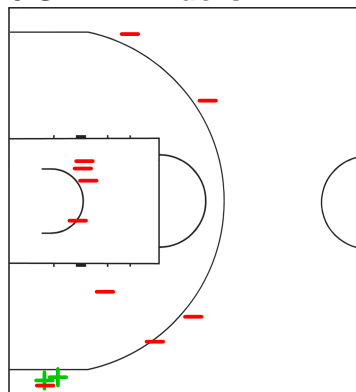
	Q1		Q2		Q3		Q4	
FIN	4	9	19	30	33	38	41	60
NOR	10	16	19	26	32	39	44	55

NOR - Norway

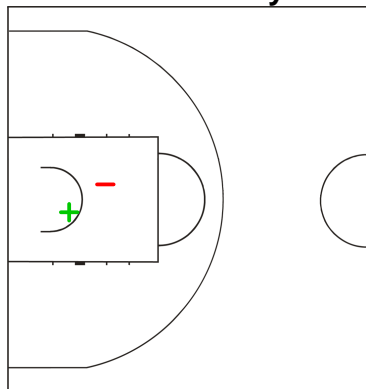
4 MIDTVEDT Magnus



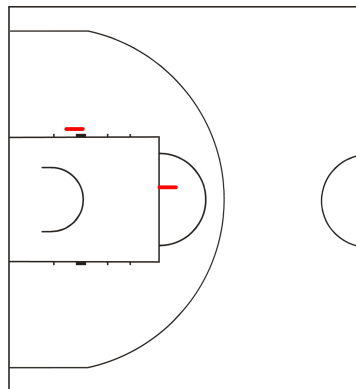
6 STIEN Anders



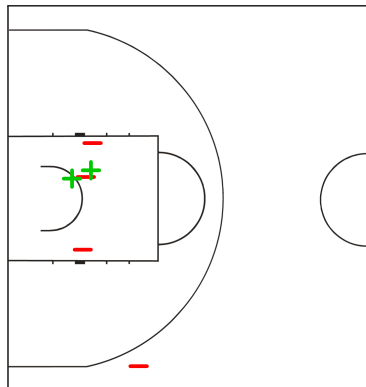
7 OSTBYE Nicolay



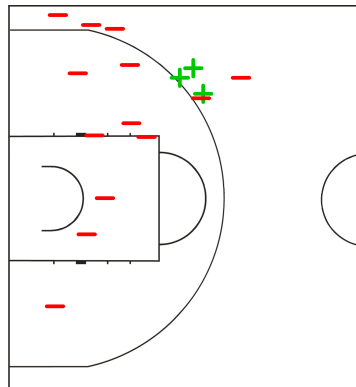
8 JAWARA Karamo



10 BOLIN Aksel



11 MJOS Stian



LEGEND

+ Shot Made

-

Shot Missed

Timing and Results provided by TISSOT



Game No: 35

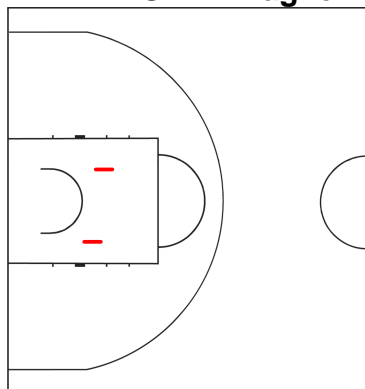
Shot Chart
Схема бросков

FIN 60 vs 55 NOR
(9 - 16, 21 - 10, 8 - 13, 22 - 16)

Scoring by 5 min intervals:

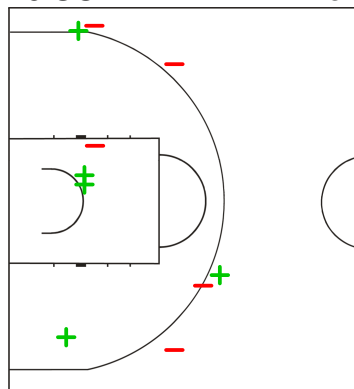
	Q1		Q2		Q3		Q4	
FIN	4	9	19	30	33	38	41	60
NOR	10	16	19	26	32	39	44	55

12 FIVELSTAD Magne

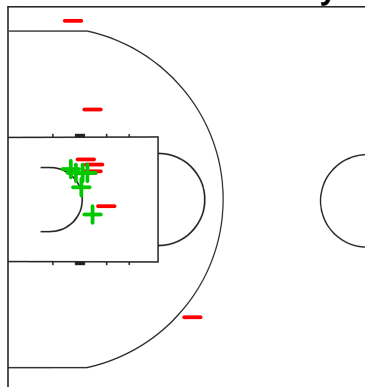


NOR - Norway

13 SOMMERFELDT Torgrim



14 NWACHUKWU Roy Emeka



LEGEND

+ Shot Made

- Shot Missed



Game No: 35

Lineup Analysis

Анализ

FIN 60 vs 55 NOR

FIN

Lineup efficiency

5	SANDBERG M	10	LINDBOM C	11	LEHTORANTA J	14	AHONEN R	15	NIKKARINEN A	7:57
4	NIEMI J	5	SANDBERG M	10	LINDBOM C	14	AHONEN R	15	NIKKARINEN A	5:19
10	LINDBOM C	11	LEHTORANTA J	12	TOIVONEN L	13	VAENERBERG A	14	AHONEN R	3:10
4	NIEMI J	5	SANDBERG M	6	OJALA M	9	IKAVALKO S	14	AHONEN R	2:36
8	MOLENIUS M	10	LINDBOM C	11	LEHTORANTA J	14	AHONEN R	15	NIKKARINEN A	2:34
4	NIEMI J	8	MOLENIUS M	12	TOIVONEN L	13	VAENERBERG A	15	NIKKARINEN A	1:58
5	SANDBERG M	9	IKAVALKO S	10	LINDBOM C	11	LEHTORANTA J	15	NIKKARINEN A	1:50
4	NIEMI J	5	SANDBERG M	9	IKAVALKO S	10	LINDBOM C	14	AHONEN R	1:47
4	NIEMI J	8	MOLENIUS M	10	LINDBOM C	14	AHONEN R	15	NIKKARINEN A	1:44
5	SANDBERG M	10	LINDBOM C	12	TOIVONEN L	14	AHONEN R	15	NIKKARINEN A	1:29
4	NIEMI J	5	SANDBERG M	6	OJALA M	14	AHONEN R	15	NIKKARINEN A	1:10
8	MOLENIUS M	11	LEHTORANTA J	12	TOIVONEN L	13	VAENERBERG A	15	NIKKARINEN A	1:06
4	NIEMI J	8	MOLENIUS M	12	TOIVONEN L	14	AHONEN R	15	NIKKARINEN A	1:04
10	LINDBOM C	11	LEHTORANTA J	12	TOIVONEN L	13	VAENERBERG A	15	NIKKARINEN A	1:04
4	NIEMI J	5	SANDBERG M	8	MOLENIUS M	14	AHONEN R	15	NIKKARINEN A	1:01
8	MOLENIUS M	9	IKAVALKO S	11	LEHTORANTA J	12	TOIVONEN L	15	NIKKARINEN A	1:00
5	SANDBERG M	8	MOLENIUS M	11	LEHTORANTA J	13	VAENERBERG A	14	AHONEN R	0:48
4	NIEMI J	5	SANDBERG M	10	LINDBOM C	13	VAENERBERG A	14	AHONEN R	0:39
4	NIEMI J	6	OJALA M	12	TOIVONEN L	13	VAENERBERG A	15	NIKKARINEN A	0:39
5	SANDBERG M	9	IKAVALKO S	10	LINDBOM C	11	LEHTORANTA J	14	AHONEN R	0:35
4	NIEMI J	8	MOLENIUS M	10	LINDBOM C	13	VAENERBERG A	14	AHONEN R	0:30

Score development

5	SANDBERG M	9	IKAVALKO S	10	LINDBOM C	11	LEHTORANTA J	15	NIKKARINEN A	1:50	+8
4	NIEMI J	5	SANDBERG M	10	LINDBOM C	14	AHONEN R	15	NIKKARINEN A	5:19	+7
4	NIEMI J	8	MOLENIUS M	10	LINDBOM C	14	AHONEN R	15	NIKKARINEN A	1:44	+5
4	NIEMI J	8	MOLENIUS M	12	TOIVONEN L	14	AHONEN R	15	NIKKARINEN A	1:04	+3
8	MOLENIUS M	11	LEHTORANTA J	12	TOIVONEN L	13	VAENERBERG A	15	NIKKARINEN A	1:06	+3
4	NIEMI J	5	SANDBERG M	10	LINDBOM C	13	VAENERBERG A	14	AHONEN R	0:39	+2
4	NIEMI J	5	SANDBERG M	8	MOLENIUS M	14	AHONEN R	15	NIKKARINEN A	1:01	+2
8	MOLENIUS M	9	IKAVALKO S	11	LEHTORANTA J	12	TOIVONEN L	15	NIKKARINEN A	1:00	+1
5	SANDBERG M	9	IKAVALKO S	10	LINDBOM C	11	LEHTORANTA J	14	AHONEN R	0:35	0
4	NIEMI J	6	OJALA M	12	TOIVONEN L	13	VAENERBERG A	15	NIKKARINEN A	0:39	0
5	SANDBERG M	8	MOLENIUS M	11	LEHTORANTA J	13	VAENERBERG A	14	AHONEN R	0:48	-1
4	NIEMI J	5	SANDBERG M	6	OJALA M	9	IKAVALKO S	14	AHONEN R	2:36	0
4	NIEMI J	8	MOLENIUS M	10	LINDBOM C	13	VAENERBERG A	14	AHONEN R	0:30	-2
10	LINDBOM C	11	LEHTORANTA J	12	TOIVONEN L	13	VAENERBERG A	15	NIKKARINEN A	1:04	-2
4	NIEMI J	5	SANDBERG M	6	OJALA M	14	AHONEN R	15	NIKKARINEN A	1:10	-2
5	SANDBERG M	10	LINDBOM C	12	TOIVONEN L	14	AHONEN R	15	NIKKARINEN A	1:29	-2
4	NIEMI J	5	SANDBERG M	9	IKAVALKO S	10	LINDBOM C	14	AHONEN R	1:47	-2
8	MOLENIUS M	10	LINDBOM C	11	LEHTORANTA J	14	AHONEN R	15	NIKKARINEN A	2:34	-2
5	SANDBERG M	10	LINDBOM C	11	LEHTORANTA J	14	AHONEN R	15	NIKKARINEN A	7:57	-2
10	LINDBOM C	11	LEHTORANTA J	12	TOIVONEN L	13	VAENERBERG A	14	AHONEN R	3:10	-5
4	NIEMI J	8	MOLENIUS M	12	TOIVONEN L	13	VAENERBERG A	15	NIKKARINEN A	1:58	-6



Game No: 36

Start List

Стартовый список

LTU vs CHN

Referee: KENYON Reid Allan (CAN)

Umpire: OVINOV Semen (RUS) / ARISAWA Shigeyuki (JPN)

LTU - Lithuania

No.	Name	Pos	Height m / ft in	Age	Current Games Statistics						
					PPG	FG%	3FG%	FT%	RPG	APG	MPG (GP)
4	VASILIAUSKAS Sarunas	G	1.88/6'2"	24	6.5	63	50	50	0.5	2.0	14:21 (2)
5	CIZAUSKAS Vytenis	G	1.87/6'2"	20	12.5	83	80	100	2.0	4.5	17:05 (2)
6	PECIUKEVICIUS Augustas	G	1.92/6'4"	21	1.0	20	0		1.0	1.0	8:33 (2)
7	BENDZIUS Eimantas	F	2.06/6'9"	23	11.0	63	25	50	5.5	1.5	19:18 (2)
8	JUSKEVICIUS Adas	G	1.94/6'4"	24	12.0	56	45	50	3.0	3.5	23:13 (2)
9	ULANOVAS Edgaras	F	2.00/6'7"	21	1.0	25	0		1.5	1.5	12:07 (2)
10	LIPKEVICIUS Vytenis	G	1.97/6'6"	24	13.5	58	40	92	1.5	2.0	23:11 (2)
11	KUPSAS Mindaugas	C	2.16/7'1"	22	10.0	82		40	2.0	0.5	9:55 (2)
12	ORELIK Gediminas	F	2.00/6'7"	23	10.5	55	33	89	5.5	2.0	19:58 (2)
13	BUTERLEVICIUS Simas	G	2.00/6'7"	24	13.5	75	75	75	3.0	1.5	21:27 (2)
14	CEPUKAITIS Vaidas	C	2.07/6'9"	24	7.0	47	0		8.0	1.0	17:27 (2)
15	DRUNGILAS Adomas	G	2.05/6'9"	22	6.5	44	0	63	6.5	1.5	13:21 (2)
Team			1.99/6'6"	22.7	105.0	60	47	73	45.0	22.5	

LTU Played		
PR	NOR	94 - 71
PR	CHI	116 - 51
PR	CHN	10 JUL
PR	BRA	11 JUL
PR	FIN	12 JUL


CHN - China

No.	Name	Pos	Height m / ft in	Age	Current Games Statistics						
					PPG	FG%	3FG%	FT%	RPG	APG	MPG (GP)
5	LIU Zihao	G	1.83/6'0"	21	8.5	40	14	50	3.5	2.5	31:13 (2)
6	WEN Hao	G	1.93/6'4"	22	3.0	20	0	100	1.5	1.0	13:22 (2)
7	CUI Jinming	F	1.93/6'4"	20	18.0	50	25	58	2.0	1.0	37:04 (2)
8	LI Zhigang	C	2.00/6'7"	21	1.0	33			1.0	1.0	7:35 (2)
9	GAO Xiangnan	F	1.90/6'3"	23	6.5	50	100	80	0.5	0.0	10:36 (2)
10	XIAO Jian	F	2.04/6'8"	18	0.0				0.5	0.0	6:29 (2)
11	LIU Lian	F	2.01/6'7"	22	10.5	39	27	100	4.0	0.0	26:15 (2)
12	SUN Hefeng	C	2.05/6'9"	20	2.0	33		100	0.5	0.0	7:40 (2)
13	ZHANG Hanqi	C	2.05/6'9"	22	5.0	50		40	3.5	0.0	16:52 (2)
14	DAI Huaibo	F	2.09/6'10"	19	6.5	21	0	70	4.5	0.0	21:16 (2)
15	WEI Meng	C	2.10/6'11"	23	8.5	75		83	3.5	0.0	21:36 (2)
Team			1.99/6'6"	21.0	69.5	43	20	67	28.0	5.5	
Coach		ZHOU Dianxue									
Assistant Coach		DU Chenglin									

CHN Played		
PR	BRA	65 - 107
PR	NOR	74 - 106
PR	LTU	10 JUL
PR	FIN	11 JUL
PR	CHI	12 JUL

LEGEND

(1)	Point Guard	(2)	Shooting Guard	(3)	Small Forward	(4)	Power Forward	(5)	Centre
(C)	Captain	3FG%	3 Points Field Goals %	APG	Assists per Game	C	Centre	F	Forward
FG%	Field Goals %	FT%	Free Throws %	G	Guard	GP	Games Played	MPG	Minutes Played per Game
Pos	Playing Position	PPG	Points per Game	PR	Preliminary Round	RPG	Rebounds per Game		

Timing and Results provided by  TISSOT



Game No: 36

Results

Результаты

Match Duration: 1:23

LTU 129 vs 52 CHN

(34:20, 34:6, 23:16, 38:10)

Referee: KENYON Reid Allan (CAN)

Commissioner:

Umpire: OVINOV Semen (RUS) / ARISAWA Shigeyuki (JPN)

Scoring by 5 min intervals:	LTU	Q1		Q2		Q3		Q4	
		18	34	48	68	79	91	115	129
	CHN	11	20	24	26	34	42	48	52

LTU - Lithuania

No.	Name	MIN	Field Goals		2 Points		3 Points		Free Throws		Rebounds			AS	TO	ST	BS	PF	FD	PTS
			M/A	%	M/A	%	M/A	%	M/A	%	OR	DR	TOT							
4	VASILIAUSKAS Sarunas	24:57	4/6	67	1/1	100	3/5	60	0/0	0	2	3	5	7	0	0	0	0	1	11
*5	CIZAUSKAS Vytenis	17:30	5/7	71	5/6	83	0/1	0	0/0	0	2	2	4	7	2	1	0	2	0	10
6	PECIUKEVICIUS Augustas	14:11	2/8	25	2/6	33	0/2	0	0/0	0	0	1	1	4	0	2	0	2	0	4
7	BENDZIUS Eimantas	21:07	8/12	67	7/10	70	1/2	50	0/0	0	2	3	5	5	0	2	1	3	1	17
*8	JUSKEVICIUS Adas	18:47	4/10	40	2/5	40	2/5	40	1/1	100	1	1	2	2	1	3	0	0	1	11
9	ULANOVAS Edgaras	0:00	0/0	0	0/0	0	0/0	0	0/0	0	0	0	0	0	0	0	0	0	0	0
*10	LIPKEVICIUS Vytenis	19:34	6/10	60	5/7	71	1/3	33	0/0	0	3	3	6	7	2	2	0	0	0	13
11	KUPSAS Mindaugas	15:09	5/10	50	5/10	50	0/0	0	0/0	0	4	6	10	3	3	0	1	2	1	10
*12	ORELIK Gediminas	21:30	7/10	70	6/7	86	1/3	33	7/7	100	5	4	9	4	0	2	0	3	6	22
13	BUTERLEVICIUS Simas	22:24	4/9	44	3/3	100	1/6	17	0/0	0	1	2	3	4	0	3	0	3	0	9
*14	CEPUKAITIS Vaidas	10:36	6/7	86	6/7	86	0/0	0	0/0	0	1	3	4	0	0	0	1	1	0	12
15	DRUNGILAS Adomas	14:15	4/6	67	4/6	67	0/0	0	2/3	67	5	2	7	0	1	1	0	3	2	10
Team / Coach											1	2	3							
Totals			55/95	58	46/68	68	9/27	33	10/11	91	27	32	59	43	9	16	3	19	12	129

CHN - China

No.	Name	MIN	Field Goals		2 Points		3 Points		Free Throws		Rebounds			AS	TO	ST	BS	PF	FD	PTS
			M/A	%	M/A	%	M/A	%	M/A	%	OR	DR	TOT							
*5	LIU Zihao	33:36	7/15	47	5/8	63	2/7	29	0/0	0	1	3	4	0	9	0	0	1	2	16
6	WEN Hao	8:36	0/2	0	0/1	0	0/1	0	0/0	0	0	0	0	0	2	0	0	0	1	0
*7	CUI Jinming	27:50	3/5	60	3/5	60	0/0	0	0/0	0	2	1	3	2	5	0	0	2	2	6
8	LI Zhigang	12:11	2/2	100	2/2	100	0/0	0	0/0	0	0	1	1	0	3	0	0	2	0	4
9	GAO Xiangnan	16:00	1/4	25	1/4	25	0/0	0	2/4	50	2	2	4	0	0	0	0	0	5	4
10	XIAO Jian	23:11	0/1	0	0/0	0	0/1	0	0/2	0	0	0	0	0	2	0	0	2	1	0
*11	LIU Lian	12:59	1/6	17	0/2	0	1/4	25	0/0	0	0	1	1	0	0	1	0	2	0	3
12	SUN Hefeng	17:48	4/7	57	4/7	57	0/0	0	2/3	67	0	1	1	1	1	1	0	1	3	10
13	ZHANG Hanqi	17:36	1/3	33	1/3	33	0/0	0	0/0	0	1	0	1	1	1	0	2	0	2	2
*14	DAI Huaibo	18:54	3/13	23	3/10	30	0/3	0	1/3	33	3	1	4	0	1	0	0	0	2	7
*15	WEI Meng	11:19	0/3	0	0/3	0	0/0	0	0/0	0	0	1	1	0	1	0	1	2	1	0
Team / Coach											2	3	5							
Totals			22/61	36	19/45	42	3/16	19	5/12	42	11	14	25	4	25	2	3	12	19	52
Coach	ZHOU Dianxue																			
Assistant Coach	DU Chenglin																			

	LTU	CHN
Points from Turnovers	40	4
Points in the Paint	90	28
Second Chance Points	30	9
Fast Break Points	59	9

	LTU	CHN
Biggest Lead	77	0
Biggest Scoring Run	13-0 (68-26)	6-0 (79-36)
Lead Changes		0
Times Tied		1

LEGEND

%	Shooting Percentage	(C)	Captain	(I)	Injured	*	Starters	AS	Assists
BS	Blocked Shots	DR	Defensive Rebounds	FD	Fouls Drawn	M/A	Made / Attempts	MIN	Minutes Played
OR	Offensive Rebounds	OTx	Overtime	PF	Fouls	PTS	Points	Qx	Quarter Time
S	Suspended	ST	Steals	TO	Turnovers	TOT	Total Rebounds		

Timing and Results provided by TISSOT



Game No: 36

Shot Chart
Схема бросков

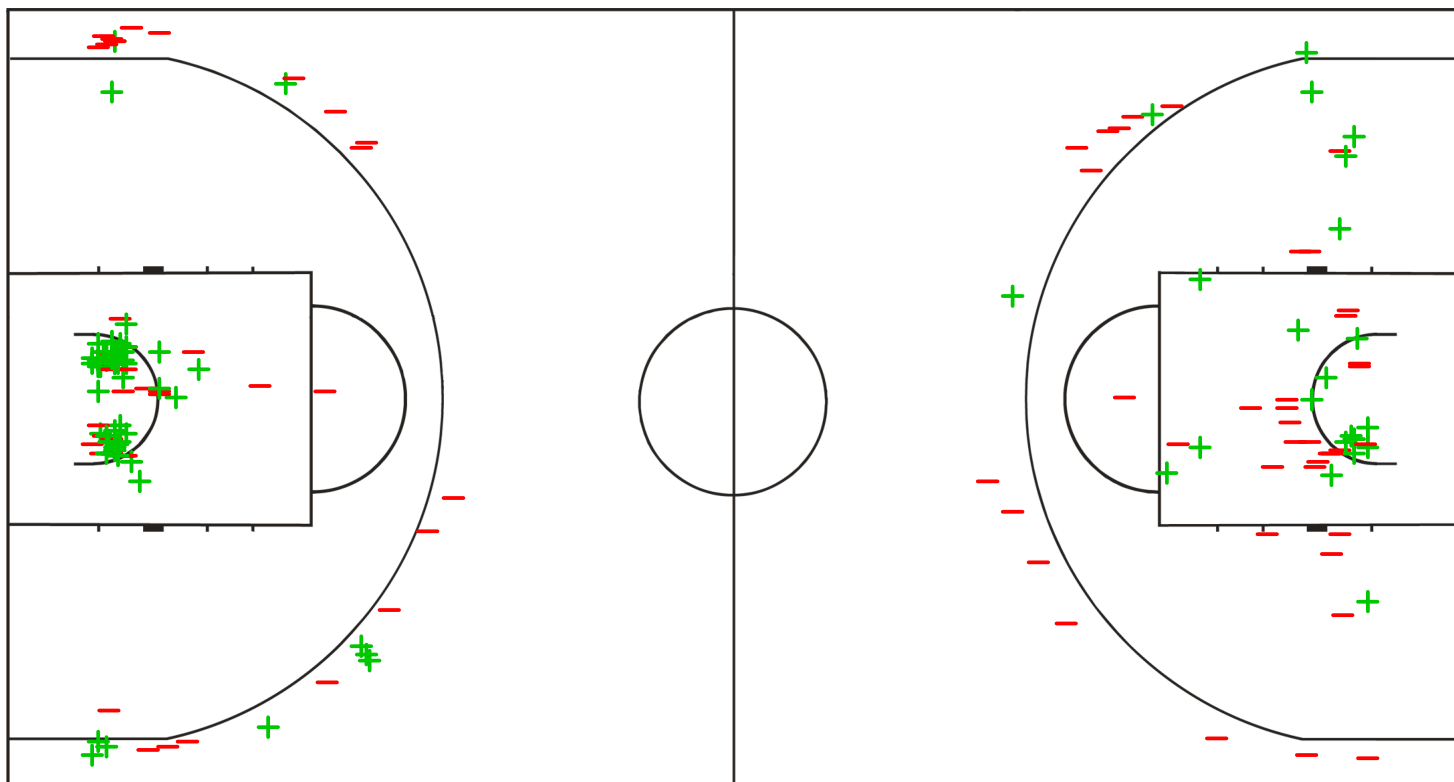
LTU 129 vs 52 CHN
(34 - 20, 34 - 6, 23 - 16, 38 - 10)

Scoring by 5 min intervals:

	Q1		Q2		Q3		Q4	
LTU	18	34	48	68	79	91	115	129
CHN	11	20	24	26	34	42	48	52

LTU - Lithuania

CHN - China



LEGEND

+ Shot Made

- Shot Missed

Timing and Results provided by **TISSOT**



Game No: 36

Shot Chart
Схема бросков

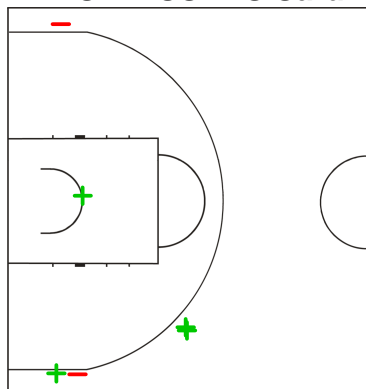
LTU 129 vs 52 CHN
(34 - 20, 34 - 6, 23 - 16, 38 - 10)

Scoring by 5 min intervals:

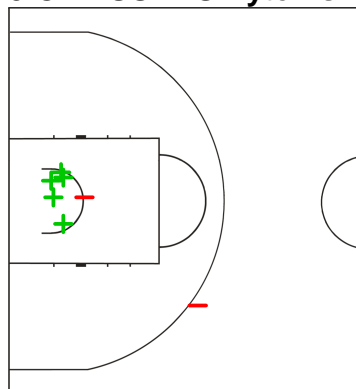
	Q1		Q2		Q3		Q4	
LTU	18	34	48	68	79	91	115	129
CHN	11	20	24	26	34	42	48	52

LTU - Lithuania

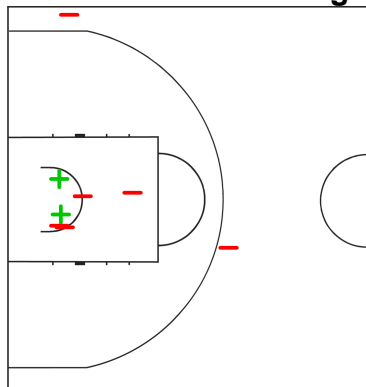
4 VASILIAUSKAS Sarunas



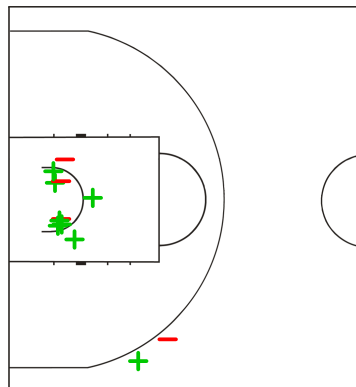
5 CIZAUSKAS Vytenis



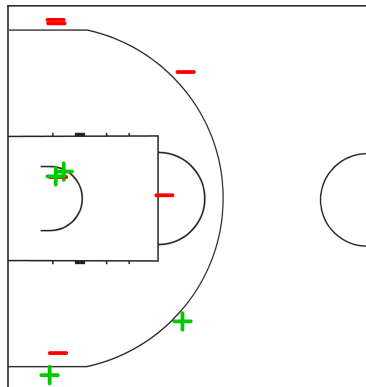
6 PECIUKEVICIUS Augustas



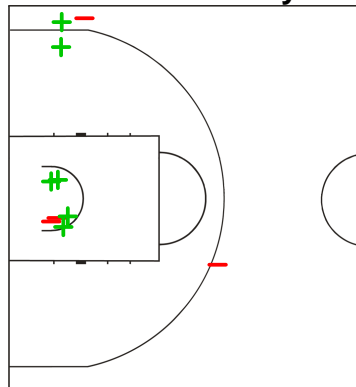
7 BENDZIUS Eimantas



8 JUSKEVICIUS Adas



10 LIPKEVICIUS Vytenis



LEGEND

+ Shot Made

-

Shot Missed

Timing and Results provided by **TISSOT**



Game No: 36

Shot Chart
Схема бросков

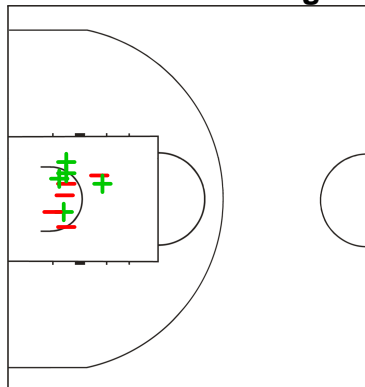
LTU 129 vs 52 CHN
(34 - 20, 34 - 6, 23 - 16, 38 - 10)

Scoring by 5 min intervals:

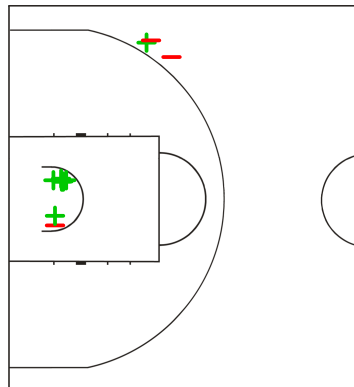
	Q1		Q2		Q3		Q4	
LTU	18	34	48	68	79	91	115	129
CHN	11	20	24	26	34	42	48	52

LTU - Lithuania

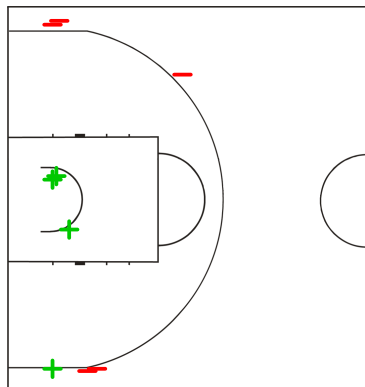
11 KUPSAS Mindaugas



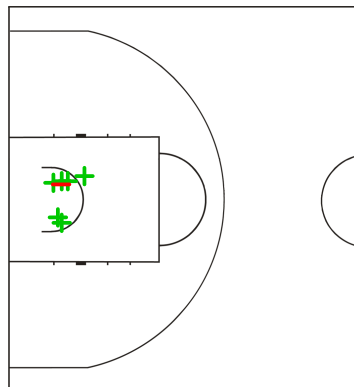
12 ORELIK Gediminas



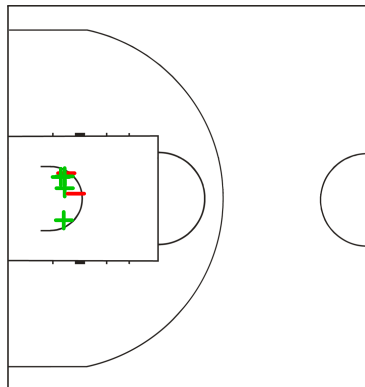
13 BUTERLEVICIUS Simas



14 CEPUKAITIS Vaidas



15 DRUNGILAS Adomas



LEGEND

+ Shot Made

-

Shot Missed

Timing and Results provided by **TISSOT**



Game No: 36

Shot Chart
Схема бросков

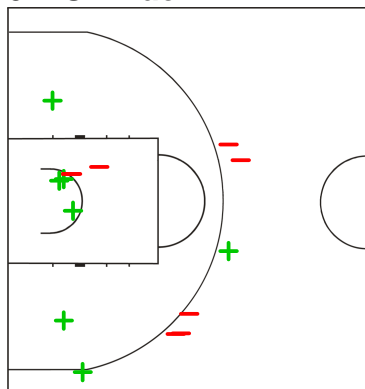
LTU 129 vs 52 CHN
(34 - 20, 34 - 6, 23 - 16, 38 - 10)

Scoring by 5 min intervals:

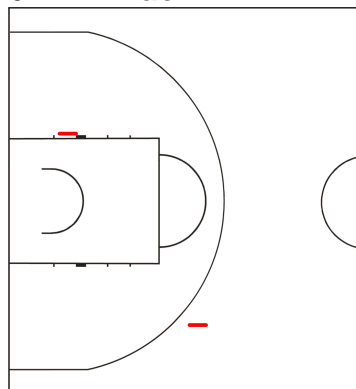
	Q1		Q2		Q3		Q4	
LTU	18	34	48	68	79	91	115	129
CHN	11	20	24	26	34	42	48	52

CHN - China

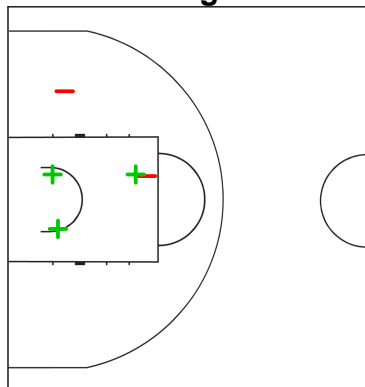
5 LIU Zihao



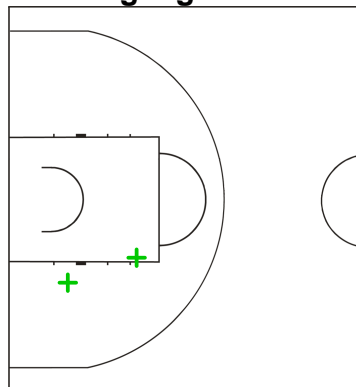
6 WEN Hao



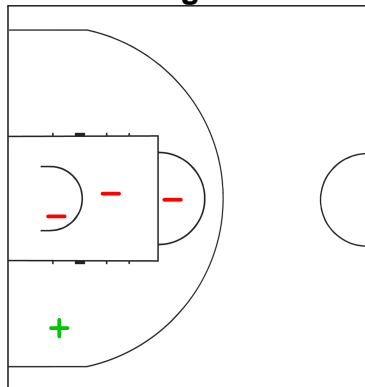
7 CUI Jinming



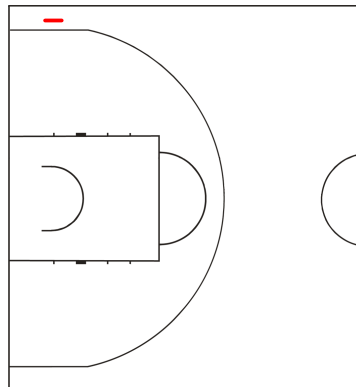
8 LI Zhigang



9 GAO Xiangnan



10 XIAO Jian



LEGEND

+ Shot Made

-

Shot Missed

Timing and Results provided by TISSOT



Game No: 36

Shot Chart
Схема бросков

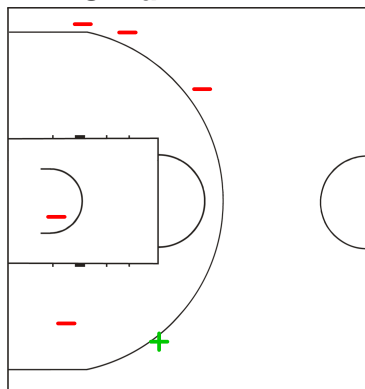
LTU 129 vs 52 CHN
(34 - 20, 34 - 6, 23 - 16, 38 - 10)

Scoring by 5 min intervals:

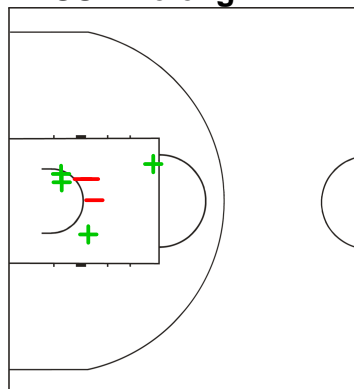
	Q1		Q2		Q3		Q4	
LTU	18	34	48	68	79	91	115	129
CHN	11	20	24	26	34	42	48	52

CHN - China

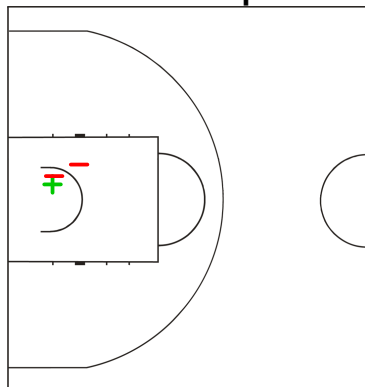
11 LIU Lian



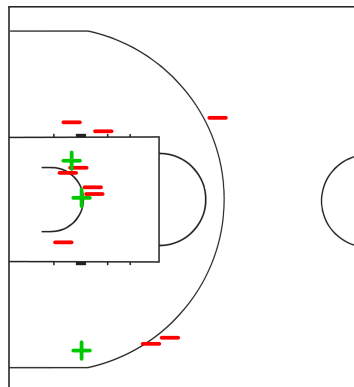
12 SUN Hefeng



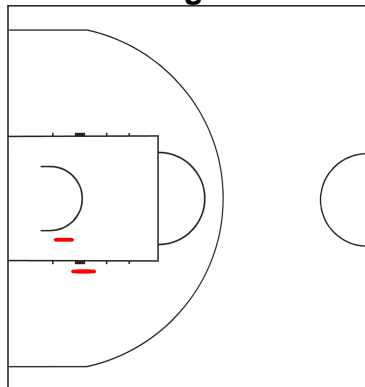
13 ZHANG Hanqi



14 DAI Huaibo



15 WEI Meng



LEGEND

+ Shot Made

-

Shot Missed

Timing and Results provided by **TISSOT**



Game No: 36

Lineup Analysis

Анализ

LTU 129 vs 52 CHN

LTU

Lineup efficiency

5	CIZAUSKAS V	7	BENDZIUS E	8	JUSKEVICIUS A	10	LIPKEVICIUS V	15	DRUNGILAS A	6:54
4	VASILIAUSKAS S	6	PECIUKEVICIUS A	11	KUPSAS M	12	ORELIK G	13	BUTERLEVICIUS S	5:45
5	CIZAUSKAS V	8	JUSKEVICIUS A	10	LIPKEVICIUS V	12	ORELIK G	14	CEPUKAITIS V	5:32
4	VASILIAUSKAS S	7	BENDZIUS E	10	LIPKEVICIUS V	11	KUPSAS M	13	BUTERLEVICIUS S	3:12
4	VASILIAUSKAS S	5	CIZAUSKAS V	8	JUSKEVICIUS A	12	ORELIK G	14	CEPUKAITIS V	2:58
4	VASILIAUSKAS S	6	PECIUKEVICIUS A	7	BENDZIUS E	13	BUTERLEVICIUS S	15	DRUNGILAS A	2:49
6	PECIUKEVICIUS A	7	BENDZIUS E	11	KUPSAS M	12	ORELIK G	13	BUTERLEVICIUS S	2:37
4	VASILIAUSKAS S	6	PECIUKEVICIUS A	7	BENDZIUS E	10	LIPKEVICIUS V	15	DRUNGILAS A	2:12
4	VASILIAUSKAS S	5	CIZAUSKAS V	12	ORELIK G	13	BUTERLEVICIUS S	14	CEPUKAITIS V	2:06
4	VASILIAUSKAS S	7	BENDZIUS E	8	JUSKEVICIUS A	11	KUPSAS M	13	BUTERLEVICIUS S	1:51
4	VASILIAUSKAS S	10	LIPKEVICIUS V	11	KUPSAS M	12	ORELIK G	13	BUTERLEVICIUS S	1:44
4	VASILIAUSKAS S	7	BENDZIUS E	8	JUSKEVICIUS A	13	BUTERLEVICIUS S	15	DRUNGILAS A	1:32
4	VASILIAUSKAS S	6	PECIUKEVICIUS A	12	ORELIK G	13	BUTERLEVICIUS S	15	DRUNGILAS A	0:48

Score development

4	VASILIAUSKAS S	6	PECIUKEVICIUS A	11	KUPSAS M	12	ORELIK G	13	BUTERLEVICIUS S	5:45	+13
6	PECIUKEVICIUS A	7	BENDZIUS E	11	KUPSAS M	12	ORELIK G	13	BUTERLEVICIUS S	2:37	+11
4	VASILIAUSKAS S	5	CIZAUSKAS V	8	JUSKEVICIUS A	12	ORELIK G	14	CEPUKAITIS V	2:58	+11
5	CIZAUSKAS V	8	JUSKEVICIUS A	10	LIPKEVICIUS V	12	ORELIK G	14	CEPUKAITIS V	5:32	+11
4	VASILIAUSKAS S	7	BENDZIUS E	10	LIPKEVICIUS V	11	KUPSAS M	13	BUTERLEVICIUS S	3:12	+9
4	VASILIAUSKAS S	5	CIZAUSKAS V	12	ORELIK G	13	BUTERLEVICIUS S	14	CEPUKAITIS V	2:06	+7
4	VASILIAUSKAS S	7	BENDZIUS E	8	JUSKEVICIUS A	11	KUPSAS M	13	BUTERLEVICIUS S	1:51	+6
4	VASILIAUSKAS S	6	PECIUKEVICIUS A	7	BENDZIUS E	10	LIPKEVICIUS V	15	DRUNGILAS A	2:12	+6
4	VASILIAUSKAS S	6	PECIUKEVICIUS A	7	BENDZIUS E	13	BUTERLEVICIUS S	15	DRUNGILAS A	2:49	+4
5	CIZAUSKAS V	7	BENDZIUS E	8	JUSKEVICIUS A	10	LIPKEVICIUS V	15	DRUNGILAS A	6:54	+3
4	VASILIAUSKAS S	10	LIPKEVICIUS V	11	KUPSAS M	12	ORELIK G	13	BUTERLEVICIUS S	1:44	+1
4	VASILIAUSKAS S	6	PECIUKEVICIUS A	12	ORELIK G	13	BUTERLEVICIUS S	15	DRUNGILAS A	0:48	-2
4	VASILIAUSKAS S	7	BENDZIUS E	8	JUSKEVICIUS A	13	BUTERLEVICIUS S	15	DRUNGILAS A	1:32	-3



Game No: 36

Lineup Analysis

Анализ

CHN

Lineup efficiency


5	LIU Z	8	LI Z	9	GAO X	10	XIAO J	12	SUN H	6:38
5	LIU Z	7	CUI J	8	LI Z	10	XIAO J	13	ZHANG H	4:28
5	LIU Z	7	CUI J	11	LIU L	14	DAI H	15	WEI M	3:54
5	LIU Z	7	CUI J	10	XIAO J	14	DAI H	15	WEI M	3:31
5	LIU Z	7	CUI J	11	LIU L	13	ZHANG H	14	DAI H	3:16
6	WEN H	9	GAO X	11	LIU L	13	ZHANG H	14	DAI H	3:12
5	LIU Z	7	CUI J	11	LIU L	12	SUN H	14	DAI H	2:31
5	LIU Z	6	WEN H	7	CUI J	9	GAO X	13	ZHANG H	2:12
6	WEN H	7	CUI J	9	GAO X	12	SUN H	13	ZHANG H	1:38
6	WEN H	7	CUI J	10	XIAO J	12	SUN H	15	WEI M	1:34
5	LIU Z	7	CUI J	10	XIAO J	13	ZHANG H	14	DAI H	1:33
5	LIU Z	7	CUI J	10	XIAO J	12	SUN H	15	WEI M	1:17
5	LIU Z	9	GAO X	10	XIAO J	12	SUN H	13	ZHANG H	1:11
5	LIU Z	9	GAO X	8	LI Z	10	XIAO J	12	SUN H	1:05
5	LIU Z	9	GAO X	10	XIAO J	12	SUN H	15	WEI M	1:03
5	LIU Z	7	CUI J	10	XIAO J	12	SUN H	14	DAI H	0:51
5	LIU Z	9	GAO X	11	LIU L	13	ZHANG H	14	DAI H	0:06

Score development

5	LIU Z	9	GAO X	11	LIU L	13	ZHANG H	14	DAI H	0:06	0
6	WEN H	7	CUI J	9	GAO X	12	SUN H	13	ZHANG H	1:38	0
5	LIU Z	7	CUI J	11	LIU L	12	SUN H	14	DAI H	2:31	-1
5	LIU Z	8	LI Z	9	GAO X	10	XIAO J	12	SUN H	6:38	-2
5	LIU Z	7	CUI J	10	XIAO J	12	SUN H	15	WEI M	1:17	-3
5	LIU Z	7	CUI J	8	LI Z	10	XIAO J	13	ZHANG H	4:28	-3
5	LIU Z	7	CUI J	10	XIAO J	12	SUN H	14	DAI H	0:51	-4
5	LIU Z	7	CUI J	8	LI Z	10	XIAO J	12	SUN H	1:05	-4
5	LIU Z	9	GAO X	10	XIAO J	12	SUN H	13	ZHANG H	1:11	-4
5	LIU Z	7	CUI J	11	LIU L	13	ZHANG H	14	DAI H	3:16	-4
5	LIU Z	9	GAO X	10	XIAO J	12	SUN H	15	WEI M	1:03	-5
5	LIU Z	7	CUI J	10	XIAO J	13	ZHANG H	14	DAI H	1:33	-5
6	WEN H	7	CUI J	10	XIAO J	12	SUN H	15	WEI M	1:34	-6
5	LIU Z	6	WEN H	7	CUI J	9	GAO X	13	ZHANG H	2:12	-6
5	LIU Z	7	CUI J	11	LIU L	14	DAI H	15	WEI M	3:54	-8
6	WEN H	9	GAO X	11	LIU L	13	ZHANG H	14	DAI H	3:12	-9
5	LIU Z	7	CUI J	10	XIAO J	14	DAI H	15	WEI M	3:31	-13

LEGEND

+ Shot Made - Shot Missed

Timing and Results provided by  TISSOT



Game No: 37

Start List

Стартовый список

CHI vs NOR

Referee: KUCERA Stanislav (CZE)

Umpire: SUSLOV Timo (EST) / ALBLOUSHI Hussain (UAE)

CHI - Chile

No.	Name	Pos	Height m / ft in	Age	Current Games Statistics						
					PPG	FG%	3FG%	FT%	RPG	APG	MPG (GP)
4	ALVAREZ Tomas	C	1.85/6'1"	23	10.3	37	31	67	1.7	1.3	28:58 (3)
5	NEHRING Jonathan	C	1.95/6'5"	24	0.0				0.0	0.0	0:00 (0)
6	ITURRIAGA Cristian	F	/	24	1.7	8	14	100	1.3	0.3	14:02 (3)
7	ZEPEDA Felipe	F	1.87/6'2"	21	0.0	0			0.0	0.0	2:48 (2)
8	SANINO Gabriel	F	2.01/6'7"	21	2.5	29	33		3.5	0.0	16:45 (2)
9	IRRIBARRA Jonathan	G	1.76/5'9"	22	5.3	25	20	67	3.3	2.0	22:00 (3)
10	ARTEAGA Rolando	C	1.77/5'10"	21	4.0	44	38	50	1.7	0.3	13:15 (3)
11	AGUIRRE Diego	F	1.98/6'6"	21	4.3	29	43		2.3	0.0	20:41 (3)
12	COTRONEO Rocco	C	1.90/6'3"	23	5.5	63		50	5.0	0.0	25:21 (2)
13	BUSTAMANTE Camilo	F	1.87/6'2"	24	6.3	27	14	86	1.7	1.3	22:27 (3)
14	LEDEZMA Osven	F	2.02/6'8"	23	10.3	36	0	50	6.3	2.0	34:03 (3)
15	PENA Francisco	G	2.06/6'9"	24	0.0	0	0		1.0	0.3	14:36 (3)
Team			1.91/6'3"	22.6	47.7	30	26	66	28.3	7.7	
Coach		RIERA Alfredo									
Assistant Coach		ORTEGA LANDERO Juan Pablo									

CHI Played		
PR	FIN	52 - 71
PR	LTU	51 - 116
PR	BRA	40 - 106
PR	NOR	11 JUL
PR	CHN	12 JUL


NOR - Norway

No.	Name	Pos	Height m / ft in	Age	Current Games Statistics						
					PPG	FG%	3FG%	FT%	RPG	APG	MPG (GP)
4	MIDTVEDT Magnus	G	1.82/6'0"	23	1.0	0	0	75	1.0	2.0	8:07 (3)
5	BOEHN Fredrik	F	1.98/6'6"	22	3.3	44	29		0.0	1.3	7:10 (3)
6	STIEN Anders	F	1.97/6'6"	23	13.3	50	54	38	1.3	3.0	23:15 (3)
7	OSTBYE Nicolay	G	1.88/6'2"	24	5.3	60	0	100	1.0	0.3	10:12 (3)
8	JAWARA Karamo	F	2.02/6'8"	22	9.0	60	75	67	6.3	2.0	24:55 (3)
9	LUNDESTAD Oevind	G	1.94/6'4"	22	3.3	27	43	50	1.0	0.7	10:22 (3)
10	BOLIN Aksel	G	2.03/6'8"	22	5.3	50	0	50	3.3	0.7	18:59 (3)
11	MJOS Stian	G	1.83/6'0"	24	12.0	28	36	80	2.7	3.0	31:49 (3)
12	FIVELSTAD Magne	F	1.96/6'5"	23	5.7	70	0	75	3.7	0.7	12:24 (3)
13	SOMMERFELDT Torgrim	F	1.98/6'6"	24	7.7	38	29	50	4.7	2.0	24:33 (3)
14	NWACHUKWU Roy Emeka	F	1.97/6'6"	22	7.7	44	25	0	7.7	0.7	22:03 (3)
15	BRADASCIO Mattia	C	2.07/6'9"	22	5.5	63	50		2.5	0.5	9:10 (2)
Team			1.95/6'5"	22.8	77.3	43	37	60	36.7	16.7	
Coach		ECKHOFF Mathias									
Assistant Coach		STOLLER Baard					HACKMAN Brent				

NOR Played		
PR	LTU	71 - 94
PR	CHN	106 - 74
PR	FIN	55 - 60
PR	CHI	11 JUL
PR	BRA	12 JUL

LEGEND

(1) Point Guard	(2) Shooting Guard	(3) Small Forward	(4) Power Forward	(5) Centre
(C) Captain	3FG% 3 Points Field Goals %	APG Assists per Game	C Centre	F Forward
FG% Field Goals %	FT% Free Throws %	G Guard	GP Games Played	MPG Minutes Played per Game
Pos Playing Position	PPG Points per Game	PR Preliminary Round	RPG Rebounds per Game	

Timing and Results provided by  TISSOT



Game No: 37

Results
Результаты

Attendance: 250

Match Duration: 1:35

CHI 48 vs 62 NOR

(7:14, 11:18, 9:8, 21:22)

Referee: KUCERA Stanislav (CZE)

Commissioner:

Umpire: SUSLOV Timo (EST) / ALBLOUSHI Hussain (UAE)

Scoring by 5 min intervals:	CHI	Q1		Q2		Q3		Q4	
		2	7	14	18	23	27	33	48
	NOR	8	14	26	32	34	40	47	62

CHI - Chile

No.	Name	MIN	Field Goals		2 Points		3 Points		Free Throws		Rebounds			AS	TO	ST	BS	PF	FD	PTS
			M/A	%	M/A	%	M/A	%	M/A	%	OR	DR	TOT							
*4	ALVAREZ Tomas	32:00	4/10	40	2/3	67	2/7	29	1/2	50	0	6	6	5	2	3	0	1	2	11
5	NEHRING Jonathan	0:00	0/0	0	0/0	0	0/0	0	0/0	0	0	0	0	0	0	0	0	0	0	0
6	ITURRIAGA Cristian	8:29	1/4	25	1/1	100	0/3	0	0/0	0	1	1	2	0	2	0	0	0	0	2
7	ZEPEDA Felipe	0:00	0/0	0	0/0	0	0/0	0	0/0	0	0	0	0	0	0	0	0	0	0	0
8	SANINO Gabriel	6:20	1/2	50	1/2	50	0/0	0	0/0	0	0	0	0	0	1	0	0	0	0	2
*9	IRRIBARRA Jonathan	18:43	0/5	0	0/4	0	0/1	0	0/0	0	0	2	2	0	5	1	0	1	3	0
10	ARTEAGA Rolando	14:01	0/5	0	0/1	0	0/4	0	0/0	0	0	1	1	1	1	0	0	2	0	0
*11	AGUIRRE Diego	25:09	1/7	14	0/2	0	1/5	20	0/0	0	0	7	7	0	1	1	0	1	0	3
12	COTRONEO Rocco	10:39	0/2	0	0/2	0	0/0	0	0/0	0	2	0	2	1	1	0	0	0	0	0
*13	BUSTAMANTE Camilo	22:59	0/5	0	0/2	0	0/3	0	0/0	0	1	3	4	2	3	1	0	3	2	0
*14	LEDEZMA Osven	35:10	8/13	62	8/12	67	0/1	0	4/7	57	1	5	6	1	1	0	0	2	8	20
15	PENA Francisco	26:30	4/6	67	3/3	100	1/3	33	1/2	50	0	4	4	0	1	0	0	1	3	10
Team / Coach																				
Totals			19/59	32	15/32	47	4/27	15	6/11	55	5	35	40	10	19	6	0	11	18	48

Coach	RIERA Alfredo
Assistant Coach	ORTEGA LANDERO Juan Pablo

NOR - Norway

No.	Name	MIN	Field Goals		2 Points		3 Points		Free Throws		Rebounds			AS	TO	ST	BS	PF	FD	PTS
			M/A	%	M/A	%	M/A	%	M/A	%	OR	DR	TOT							
4	MIDTVEDT Magnus	15:58	2/6	33	2/5	40	0/1	0	4/4	100	0	3	3	2	0	0	0	0	4	8
5	BOEHN Fredrik	15:35	1/4	25	0/1	0	1/3	33	1/2	50	1	0	1	1	0	0	0	2	1	4
*6	STIEN Anders	16:48	0/5	0	0/4	0	0/1	0	0/0	0	0	1	1	1	1	0	0	1	0	0
7	OSTBYE Nicolay	13:20	3/8	38	3/6	50	0/2	0	0/0	0	1	1	2	0	2	1	0	1	2	6
*8	JAWARA Karamo	24:59	5/9	56	5/8	63	0/1	0	0/0	0	3	10	13	3	0	2	1	3	0	10
9	LUNDESTAD Oevind	18:42	3/7	43	2/5	40	1/2	50	0/0	0	0	2	2	1	1	0	0	1	0	7
*10	BOLIN Aksel	15:32	3/6	50	2/5	40	1/1	100	0/0	0	0	1	1	0	1	0	0	4	1	7
*11	MJOS Stian	25:12	3/10	30	3/6	50	0/4	0	0/0	0	0	3	3	2	1	2	0	2	1	6
12	FIVELSTAD Magne	25:16	1/4	25	1/4	25	0/0	0	0/0	0	3	3	6	1	2	1	0	1	0	2
*13	SOMMERFELDT Torgrim	13:37	3/5	60	2/2	100	1/3	33	1/2	50	0	4	4	0	5	1	0	1	1	8
14	NWACHUKWU Roy Emeka	0:00	0/0	0	0/0	0	0/0	0	0/0	0	0	0	0	0	0	0	0	0	0	0
15	BRADASCIO Mattia	15:01	1/4	25	0/0	0	1/4	25	1/2	50	1	2	3	1	0	0	0	2	1	4
Team / Coach																				
Totals			25/68	37	20/46	43	5/22	23	7/10	70	10	35	45	12	13	7	1	18	11	62

Coach	ECKHOFF Mathias
Assistant Coach	STOLLER Baard
	HACKMAN Brent

	CHI	NOR
Points from Turnovers	10	12
Points in the Paint	28	34
Second Chance Points	5	10
Fast Break Points	7	7

	CHI	NOR
Biggest Lead	0	18
Biggest Scoring Run	6-0 (33-40)	10-0 (33-50)
Lead Changes	0	
Times Tied	0	

LEGEND			
%	Shooting Percentage	(C)	Captain
BS	Blocked Shots	DR	Defensive Rebounds
OR	Offensive Rebounds	OTx	Overtime
S	Suspended	ST	Steals
(I)	Injured	FD	Fouls Drawn
		PF	Fouls
		TO	Turnovers
*	Starters	M/A	Made / Attempts
		PTS	Points
		TOT	Total Rebounds
AS	Assists	MIN	Minutes Played
		Qx	Quarter Time

Timing and Results provided by TISSOT



Game No: 37

Shot Chart
Схема бросков

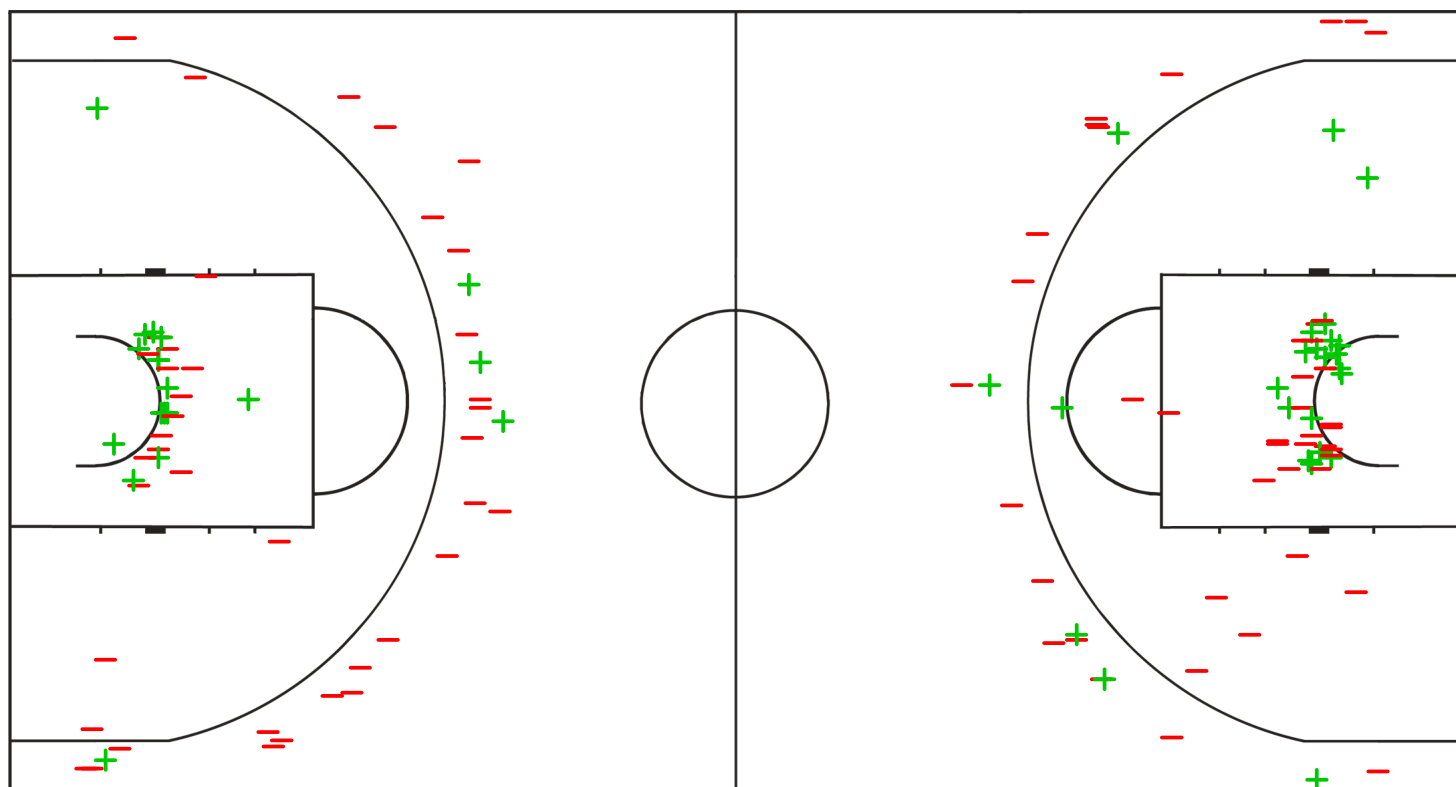
CHI 48 vs 62 NOR
(7 - 14, 11 - 18, 9 - 8, 21 - 22)

Scoring by 5 min intervals:

	Q1		Q2		Q3		Q4	
CHI	2	7	14	18	23	27	33	48
NOR	8	14	26	32	34	40	47	62

CHI - Chile

NOR - Norway



LEGEND

+ Shot Made

- Shot Missed

Timing and Results provided by **TISSOT**



Game No: 37

Shot Chart
Схема бросков

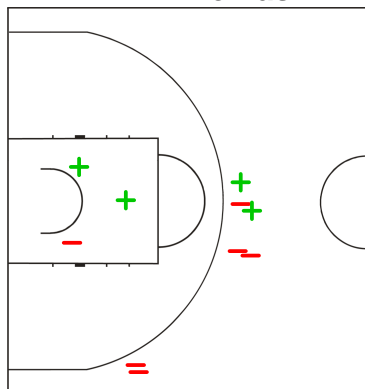
CHI 48 vs 62 NOR
(7 - 14, 11 - 18, 9 - 8, 21 - 22)

Scoring by 5 min intervals:

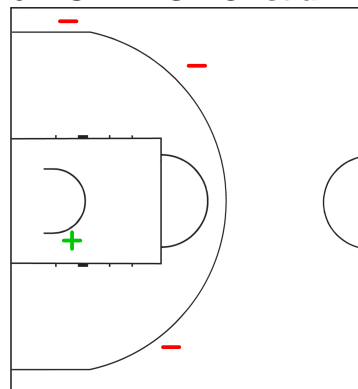
	Q1		Q2		Q3		Q4	
CHI	2	7	14	18	23	27	33	48
NOR	8	14	26	32	34	40	47	62

CHI - Chile

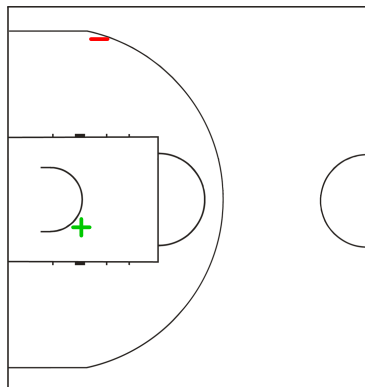
4 ALVAREZ Tomas



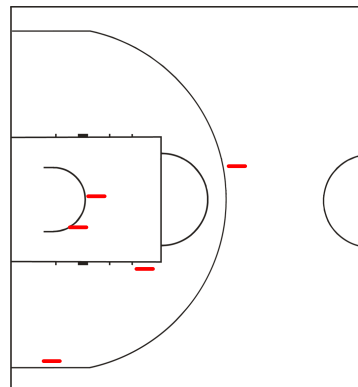
6 ITURRIAGA Cristian



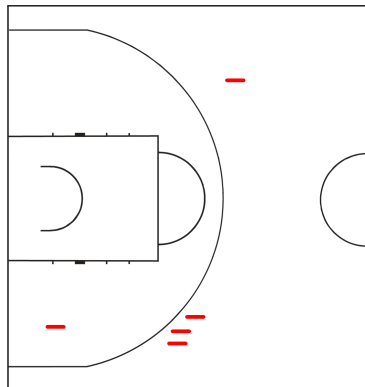
8 SANINO Gabriel



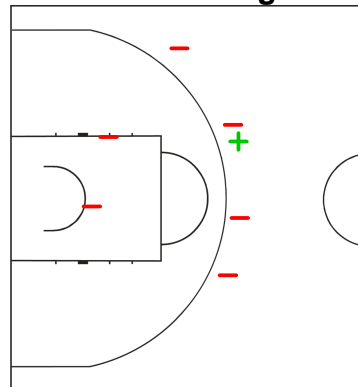
9 IRRIBARRA Jonathan



10 ARTEAGA Rolando



11 AGUIRRE Diego



LEGEND

+ Shot Made

-

Shot Missed

Timing and Results provided by TISSOT



Game No: 37

Shot Chart
Схема бросков

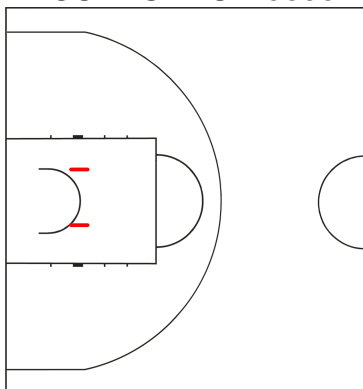
CHI 48 vs 62 NOR
(7 - 14, 11 - 18, 9 - 8, 21 - 22)

Scoring by 5 min intervals:

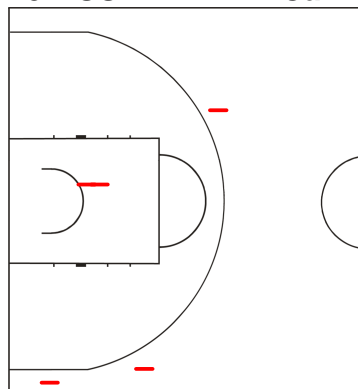
	Q1		Q2		Q3		Q4	
CHI	2	7	14	18	23	27	33	48
NOR	8	14	26	32	34	40	47	62

CHI - Chile

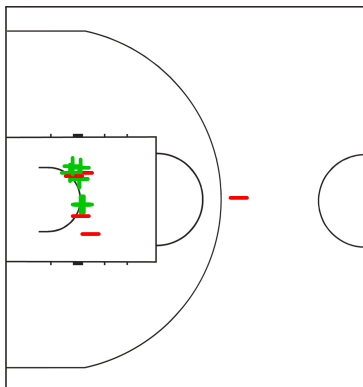
12 COTRONEO Rocco



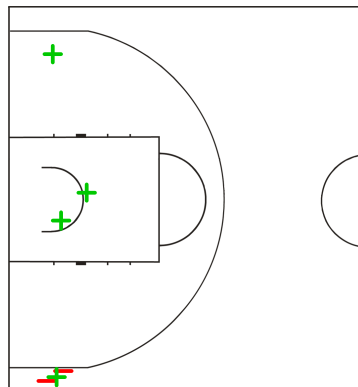
13 BUSTAMANTE Camilo



14 LEDEZMA Osven



15 PENA Francisco



LEGEND

+ Shot Made

- Shot Missed

Timing and Results provided by **TISSOT**



Game No: 37

Shot Chart
Схема бросков

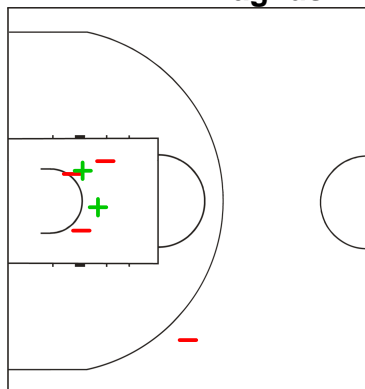
CHI 48 vs 62 NOR
(7 - 14, 11 - 18, 9 - 8, 21 - 22)

Scoring by 5 min intervals:

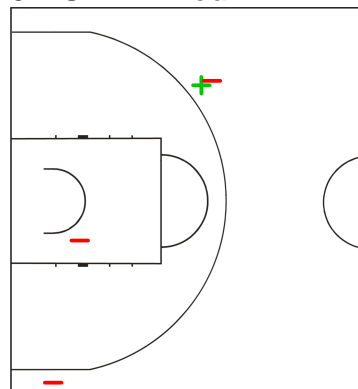
	Q1		Q2		Q3		Q4	
CHI	2	7	14	18	23	27	33	48
NOR	8	14	26	32	34	40	47	62

NOR - Norway

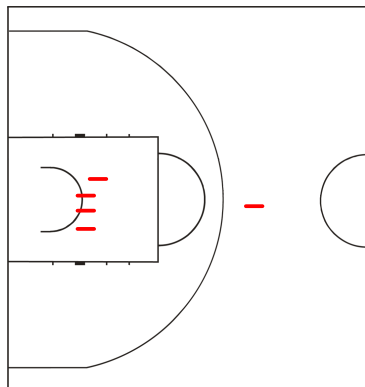
4 MIDTVEDT Magnus



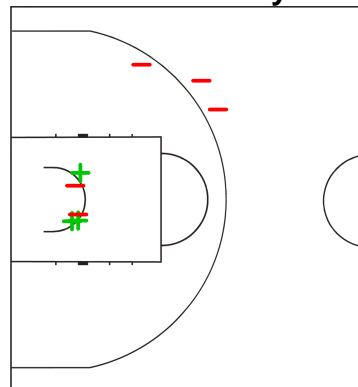
5 BOEHN Fredrik



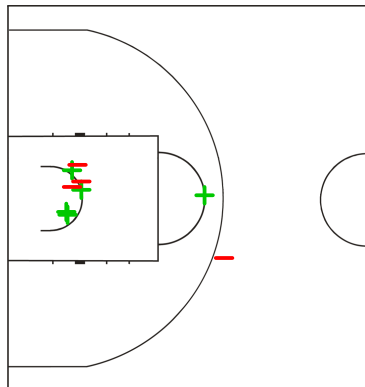
6 STIEN Anders



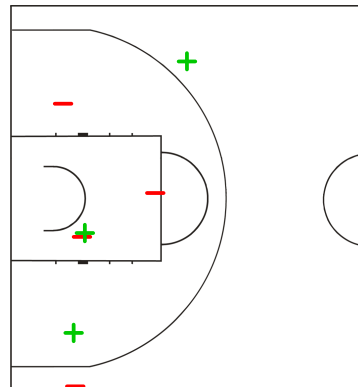
7 OSTBYE Nicolay



8 JAWARA Karamo



9 LUNDESTAD Oevind



LEGEND

+ Shot Made

-

Shot Missed

Timing and Results provided by TISSOT



Game No: 37

Shot Chart
Схема бросков

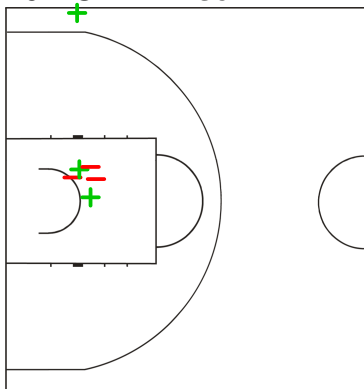
CHI 48 vs 62 NOR
(7 - 14, 11 - 18, 9 - 8, 21 - 22)

Scoring by 5 min intervals:

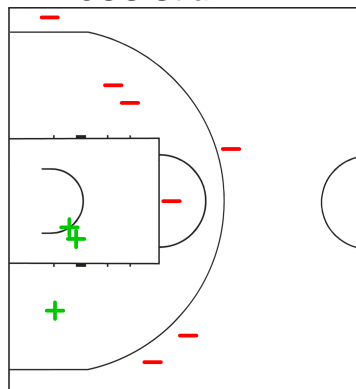
	Q1		Q2		Q3		Q4	
CHI	2	7	14	18	23	27	33	48
NOR	8	14	26	32	34	40	47	62

NOR - Norway

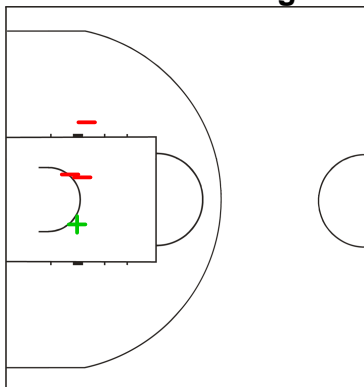
10 BOLIN Aksel



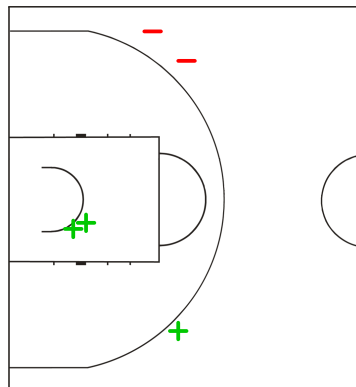
11 MJOS Stian



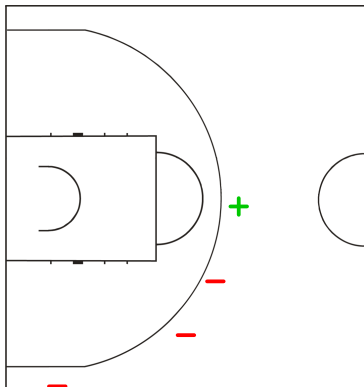
12 FIVELSTAD Magne



13 SOMMERFELDT Torgrim



15 BRADASCIO Mattia



LEGEND

+ Shot Made

- Shot Missed

Timing and Results provided by **TISSOT**



Game No: 37

Lineup Analysis

Анализ

CHI 48 vs 62 NOR

CHI

Lineup efficiency

4	ALVAREZ T	9	IRRIBARRA J	11	AGUIRRE D	13	BUSTAMANTE C	14	LEDEZMA O	5:47
6	ITURRIAGA C	11	AGUIRRE D	13	BUSTAMANTE C	14	LEDEZMA O	15	PENA F	4:44
4	ALVAREZ T	9	IRRIBARRA J	10	ARTEAGA R	11	AGUIRRE D	14	LEDEZMA O	3:41
4	ALVAREZ T	11	AGUIRRE D	13	BUSTAMANTE C	14	LEDEZMA O	15	PENA F	3:36
6	ITURRIAGA C	8	SANINO G	13	BUSTAMANTE C	14	LEDEZMA O	15	PENA F	3:16
4	ALVAREZ T	9	IRRIBARRA J	10	ARTEAGA R	14	LEDEZMA O	15	PENA F	2:59
4	ALVAREZ T	10	ARTEAGA R	13	BUSTAMANTE C	14	LEDEZMA O	15	PENA F	2:39
4	ALVAREZ T	8	SANINO G	10	ARTEAGA R	12	COTRONEO R	15	PENA F	2:18
4	ALVAREZ T	11	AGUIRRE D	12	COTRONEO R	13	BUSTAMANTE C	14	LEDEZMA O	2:11
4	ALVAREZ T	9	IRRIBARRA J	11	AGUIRRE D	12	COTRONEO R	14	LEDEZMA O	1:51
4	ALVAREZ T	9	IRRIBARRA J	11	AGUIRRE D	14	LEDEZMA O	15	PENA F	1:47
4	ALVAREZ T	10	ARTEAGA R	12	COTRONEO R	14	LEDEZMA O	15	PENA F	1:47
4	ALVAREZ T	9	IRRIBARRA J	11	AGUIRRE D	12	COTRONEO R	15	PENA F	1:32
4	ALVAREZ T	9	IRRIBARRA J	10	ARTEAGA R	12	COTRONEO R	15	PENA F	0:37
4	ALVAREZ T	6	ITURRIAGA C	9	IRRIBARRA J	14	LEDEZMA O	15	PENA F	0:29
4	ALVAREZ T	8	SANINO G	12	COTRONEO R	13	BUSTAMANTE C	15	PENA F	0:23
4	ALVAREZ T	8	SANINO G	13	BUSTAMANTE C	14	LEDEZMA O	15	PENA F	0:23

Score development

4	ALVAREZ T	11	AGUIRRE D	12	COTRONEO R	13	BUSTAMANTE C	14	LEDEZMA O	2:11	+4
4	ALVAREZ T	10	ARTEAGA R	13	BUSTAMANTE C	14	LEDEZMA O	15	PENA F	2:39	+4
4	ALVAREZ T	11	AGUIRRE D	13	BUSTAMANTE C	14	LEDEZMA O	15	PENA F	3:36	+4
4	ALVAREZ T	9	IRRIBARRA J	10	ARTEAGA R	14	LEDEZMA O	15	PENA F	2:59	+2
4	ALVAREZ T	9	IRRIBARRA J	10	ARTEAGA R	11	AGUIRRE D	14	LEDEZMA O	3:41	+2
4	ALVAREZ T	8	SANINO G	13	BUSTAMANTE C	14	LEDEZMA O	15	PENA F	0:23	0
4	ALVAREZ T	6	ITURRIAGA C	9	IRRIBARRA J	14	LEDEZMA O	15	PENA F	0:29	-1
4	ALVAREZ T	9	IRRIBARRA J	10	ARTEAGA R	12	COTRONEO R	15	PENA F	0:37	-1
6	ITURRIAGA C	8	SANINO G	13	BUSTAMANTE C	14	LEDEZMA O	15	PENA F	3:16	-1
4	ALVAREZ T	9	IRRIBARRA J	11	AGUIRRE D	12	COTRONEO R	15	PENA F	1:32	-2
4	ALVAREZ T	9	IRRIBARRA J	11	AGUIRRE D	14	LEDEZMA O	15	PENA F	1:47	-2
4	ALVAREZ T	10	ARTEAGA R	12	COTRONEO R	14	LEDEZMA O	15	PENA F	1:47	-2
4	ALVAREZ T	8	SANINO G	10	ARTEAGA R	12	COTRONEO R	15	PENA F	2:18	-2
4	ALVAREZ T	8	SANINO G	12	COTRONEO R	13	BUSTAMANTE C	15	PENA F	0:23	-3
6	ITURRIAGA C	11	AGUIRRE D	13	BUSTAMANTE C	14	LEDEZMA O	15	PENA F	4:44	-3
4	ALVAREZ T	9	IRRIBARRA J	11	AGUIRRE D	12	COTRONEO R	14	LEDEZMA O	1:51	-5
4	ALVAREZ T	9	IRRIBARRA J	11	AGUIRRE D	13	BUSTAMANTE C	14	LEDEZMA O	5:47	-8



Game No: 37

Lineup Analysis

Анализ

NOR

Lineup efficiency


4	MIDTVEDT M	6	STIEN A	8	JAWARA K	9	LUNDESTAD O	11	MJOS S	4:40
6	STIEN A	7	OSTBYE N	8	JAWARA K	10	BOLIN A	11	MJOS S	4:25
8	JAWARA K	9	LUNDESTAD O	11	MJOS S	12	FIVELSTAD M	13	SOMMERFELDT T	4:16
4	MIDTVEDT M	5	BOEHN F	7	OSTBYE N	12	FIVELSTAD M	15	BRADASCIO M	4:13
4	MIDTVEDT M	5	BOEHN F	9	LUNDESTAD O	12	FIVELSTAD M	15	BRADASCIO M	3:45
6	STIEN A	8	JAWARA K	10	BOLIN A	11	MJOS S	13	SOMMERFELDT T	3:39
5	BOEHN F	7	OSTBYE N	11	MJOS S	12	FIVELSTAD M	15	BRADASCIO M	2:59
5	BOEHN F	6	STIEN A	8	JAWARA K	10	BOLIN A	12	FIVELSTAD M	2:04
6	STIEN A	8	JAWARA K	9	LUNDESTAD O	10	BOLIN A	13	SOMMERFELDT T	2:00
4	MIDTVEDT M	9	LUNDESTAD O	12	FIVELSTAD M	13	SOMMERFELDT T	15	BRADASCIO M	1:30
4	MIDTVEDT M	5	BOEHN F	11	MJOS S	12	FIVELSTAD M	15	BRADASCIO M	1:19
8	JAWARA K	9	LUNDESTAD O	10	BOLIN A	12	FIVELSTAD M	13	SOMMERFELDT T	1:16
5	BOEHN F	9	LUNDESTAD O	11	MJOS S	12	FIVELSTAD M	15	BRADASCIO M	1:15
7	OSTBYE N	8	JAWARA K	10	BOLIN A	11	MJOS S	12	FIVELSTAD M	1:12
8	JAWARA K	10	BOLIN A	11	MJOS S	12	FIVELSTAD M	13	SOMMERFELDT T	0:56
4	MIDTVEDT M	7	OSTBYE N	8	JAWARA K	11	MJOS S	12	FIVELSTAD M	0:31

Score development

8	JAWARA K	9	LUNDESTAD O	11	MJOS S	12	FIVELSTAD M	13	SOMMERFELDT T	4:16	+9
5	BOEHN F	6	STIEN A	8	JAWARA K	10	BOLIN A	12	FIVELSTAD M	2:04	+5
8	JAWARA K	10	BOLIN A	11	MJOS S	12	FIVELSTAD M	13	SOMMERFELDT T	0:56	+4
8	JAWARA K	9	LUNDESTAD O	10	BOLIN A	12	FIVELSTAD M	13	SOMMERFELDT T	1:16	+4
6	STIEN A	8	JAWARA K	10	BOLIN A	11	MJOS S	13	SOMMERFELDT T	3:39	+4
4	MIDTVEDT M	5	BOEHN F	9	LUNDESTAD O	12	FIVELSTAD M	15	BRADASCIO M	3:45	+2
4	MIDTVEDT M	6	STIEN A	8	JAWARA K	9	LUNDESTAD O	11	MJOS S	4:40	+2
7	OSTBYE N	8	JAWARA K	10	BOLIN A	11	MJOS S	12	FIVELSTAD M	1:12	0
4	MIDTVEDT M	5	BOEHN F	11	MJOS S	12	FIVELSTAD M	15	BRADASCIO M	1:19	0
4	MIDTVEDT M	5	BOEHN F	7	OSTBYE N	12	FIVELSTAD M	15	BRADASCIO M	4:13	0
6	STIEN A	7	OSTBYE N	8	JAWARA K	10	BOLIN A	11	MJOS S	4:25	0
5	BOEHN F	9	LUNDESTAD O	11	MJOS S	12	FIVELSTAD M	15	BRADASCIO M	1:15	-2
5	BOEHN F	7	OSTBYE N	11	MJOS S	12	FIVELSTAD M	15	BRADASCIO M	2:59	-2
4	MIDTVEDT M	7	OSTBYE N	8	JAWARA K	11	MJOS S	12	FIVELSTAD M	0:31	-3
6	STIEN A	8	JAWARA K	9	LUNDESTAD O	10	BOLIN A	13	SOMMERFELDT T	2:00	-4
4	MIDTVEDT M	9	LUNDESTAD O	12	FIVELSTAD M	13	SOMMERFELDT T	15	BRADASCIO M	1:30	-5

LEGEND

+ Shot Made - Shot Missed

Timing and Results provided by  TISSOT



Game No: 39

Start List

Стартовый список

LTU vs BRA

Referee: SCHMIDT Boris (GER)

Umpire: MIKHAYLOV Sergey (RUS) / BOZHENAR Viktor (UKR)

LTU - Lithuania

No.	Name	Pos	Height m / ft in	Age	Current Games Statistics						
					PPG	FG%	3FG%	FT%	RPG	APG	MPG (GP)
4	VASILIAUSKAS Sarunas	G	1.88/6'2"	24	8.0	64	56	50	2.0	3.7	17:53 (3)
5	CIZAUSKAS Vytenis	G	1.87/6'2"	20	11.7	79	67	100	2.7	5.3	17:13 (3)
6	PECIUKEVICIUS Augustas	G	1.92/6'4"	21	2.0	23	0		1.0	2.0	10:26 (3)
7	BENDZIUS Eimantas	F	2.06/6'9"	23	13.0	64	33	50	5.3	2.7	19:54 (3)
8	JUSKEVICIUS Adas	G	1.94/6'4"	24	11.7	50	44	67	2.7	3.0	21:44 (3)
9	ULANOVAS Edgaras	F	2.00/6'7"	21	1.0	25	0		1.5	1.5	12:07 (2)
10	LIPKEVICIUS Vytenis	G	1.97/6'6"	24	13.3	59	38	92	3.0	3.7	21:59 (3)
11	KUPSAS Mindaugas	C	2.16/7'1"	22	10.0	67		40	4.7	1.3	11:39 (3)
12	ORELIK Gediminas	F	2.00/6'7"	23	14.3	62	33	94	6.7	2.7	20:28 (3)
13	BUTERLEVICIUS Simas	G	2.00/6'7"	24	12.0	62	50	75	3.0	2.3	21:46 (3)
14	CEPUKAITIS Vaidas	C	2.07/6'9"	24	8.7	59	0		6.7	0.7	15:10 (3)
15	DRUNGILAS Adomas	G	2.05/6'9"	22	7.7	53	0	64	6.7	1.0	13:39 (3)
Team			1.99/6'6"	22.7	113.0	59	42	77	49.7	29.3	

LTU Played		
PR	NOR	94 - 71
PR	CHI	116 - 51
PR	CHN	129 - 52
PR	BRA	11 JUL
PR	FIN	12 JUL


BRA - Brazil

No.	Name	Pos	Height m / ft in	Age	Current Games Statistics						
					PPG	FG%	3FG%	FT%	RPG	APG	MPG (GP)
4	FELICIO Cristiano	C	2.08/6'10"	21	16.7	78		0	5.0	1.0	19:02 (3)
5	MARIANO Lucas	F	2.05/6'9"	19	10.0	60	25	63	3.3	0.3	22:11 (3)
6	ALVES MAIA Rafael	F	2.01/6'7"	21	6.3	82		25	5.7	0.7	14:53 (3)
7	GONCALVES Isaac	G	1.94/6'4"	23	5.7	57	50		2.3	0.7	12:14 (3)
8	SILVA Andre	PF	2.00/6'7"	22	6.0	50	20	88	4.0	1.0	18:55 (3)
9	DEODATO Guilherme	SG	1.92/6'4"	22	10.7	48	29	100	3.3	2.3	18:19 (3)
10	MEINDL Leonardo	SG	1.97/6'6"	20	10.7	52	29		6.7	0.3	17:15 (3)
11	DALLA BARBA Matheus	G	1.98/6'6"	22	8.0	50	42	50	2.0	0.0	15:53 (3)
12	BERNARDI Joao	PF	1.97/6'6"	23	13.7	78	57	90	3.7	1.0	18:18 (3)
13	CORAZZA NETO Elio	PG	1.91/6'3"	23	3.0	33	33	50	2.3	6.3	15:38 (3)
14	CAMPOS Jefferson	PG	1.85/6'1"	22	3.5	27	33		1.5	4.5	10:30 (2)
15	CHAIA George	PG	1.86/6'1"	22	3.0	17	0	88	4.7	6.3	20:18 (3)
Team			1.96/6'5"	21.7	96.0	57	32	75	46.0	23.0	
Coach		SANTOS NETO Jose Alves									
Assistant Coach		DE CONTI Gustavo Antonio									

BRA Played		
PR	CHN	107 - 65
PR	FIN	75 - 65
PR	CHI	106 - 40
PR	LTU	11 JUL
PR	NOR	12 JUL

LEGEND

(1) Point Guard	(2) Shooting Guard	(3) Small Forward	(4) Power Forward	(5) Centre
(C) Captain	3FG% 3 Points Field Goals %	APG Assists per Game	C Centre	F Forward
FG% Field Goals %	FT% Free Throws %	G Guard	GP Games Played	MPG Minutes Played per Game
Pos Playing Position	PPG Points per Game	PR Preliminary Round	RPG Rebounds per Game	

Timing and Results provided by  TISSOT



Game No: 39

Results
Результаты

Attendance: 347

Match Duration: 1:54

LTU 77 vs 69 BRA
(22:16, 19:14, 16:18, 20:21)

Referee: SCHMIDT Boris (GER)

Commissioner:

Umpire: MIKHAYLOV Sergey (RUS) / BOZHENAR Viktor (UKR)

Scoring by 5 min intervals:	LTU	Q1		Q2		Q3		Q4	
		9	22	30	41	48	57	66	77
	BRA	9	16	21	30	40	48	59	69

LTU - Lithuania

No.	Name	MIN	Field Goals		2 Points		3 Points		Free Throws		Rebounds			AS	TO	ST	BS	PF	FD	PTS
			M/A	%	M/A	%	M/A	%	M/A	%	OR	DR	TOT							
4	VASILIAUSKAS Sarunas	24:08	4/10	40	2/5	40	2/5	40	7/8	88	0	1	1	4	1	0	0	1	5	17
*5	CIZAUSKAS Vytenis	15:52	2/5	40	2/4	50	0/1	0	2/2	100	1	3	4	1	3	2	0	3	2	6
6	PECIUKEVICIUS Augustas	0:00	0/0	0	0/0	0	0/0	0	0/0	0	0	0	0	0	0	0	0	0	0	0
7	BENDZIUS Eimantas	26:53	4/7	57	1/2	50	3/5	60	0/0	0	2	3	5	2	3	1	0	4	1	11
*8	JUSKEVICIUS Adas	26:50	4/7	57	2/4	50	2/3	67	0/0	0	0	3	3	4	4	2	0	2	4	10
9	ULANOVAS Edgaras	0:09	0/0	0	0/0	0	0/0	0	0/0	0	0	0	0	0	0	0	0	0	0	0
*10	LIPKEVICIUS Vytenis	30:14	1/4	25	1/4	25	0/0	0	1/4	25	2	6	8	0	3	1	0	2	7	3
*11	KUPSAS Mindaugas	8:36	1/3	33	1/3	33	0/0	0	1/2	50	2	1	3	0	0	0	0	2	2	3
*12	ORELIK Gediminas	13:57	1/6	17	1/4	25	0/2	0	1/1	100	0	0	0	1	0	1	0	4	1	3
13	BUTERLEVICIUS Simas	22:24	4/6	67	3/3	100	1/3	33	4/4	100	0	5	5	1	0	1	0	4	2	13
14	CEPUKAITIS Vaidas	20:44	3/6	50	3/6	50	0/0	0	1/3	33	0	3	3	0	1	3	4	4	4	7
15	DRUNGILAS Adomas	10:13	1/3	33	1/3	33	0/0	0	2/2	100	1	1	2	1	0	0	0	4	1	4
Team / Coach											1	0	1							
Totals			25/57	44	17/38	45	8/19	42	19/26	73	9	26	35	14	15	11	4	30	29	77

BRA - Brazil

No.	Name	MIN	Field Goals		2 Points		3 Points		Free Throws		Rebounds			AS	TO	ST	BS	PF	FD	PTS
			M/A	%	M/A	%	M/A	%	M/A	%	OR	DR	TOT							
*4	FELICIO Cristiano	30:24	8/13	62	8/13	62	0/0	0	4/5	80	2	10	12	0	0	2	3	2	5	20
*5	MARIANO Lucas	18:58	1/5	20	1/4	25	0/1	0	0/0	0	0	2	2	1	1	2	0	3	2	2
6	ALVES MAIA Rafael	11:58	1/2	50	1/2	50	0/0	0	0/4	0	5	2	7	1	3	0	0	3	4	2
7	GONCALVES Isaac	11:23	0/2	0	0/2	0	0/0	0	2/2	100	0	2	2	0	0	0	0	1	3	2
8	SILVA Andre	15:31	2/4	50	1/3	33	1/1	100	0/1	0	1	0	1	0	0	2	0	3	2	5
*9	DEODATO Guilherme	18:37	1/5	20	0/1	0	1/4	25	0/0	0	1	2	3	2	1	1	0	2	2	3
*10	MEINDL Leonardo	20:45	3/8	38	1/4	25	2/4	50	2/4	50	1	2	3	3	4	1	0	4	2	10
11	DALLA BARBA Matheus	15:27	1/2	50	0/0	0	1/2	50	3/4	75	0	2	2	1	0	0	0	1	1	6
12	BERNARDI Joao	16:57	2/3	67	2/3	67	0/0	0	0/0	0	2	2	4	1	2	0	0	2	1	4
13	CORAZZA NETO Elio	12:22	2/10	20	1/4	25	1/6	17	2/2	100	0	0	0	3	1	0	0	4	1	7
14	CAMPOS Jefferson	0:00	0/0	0	0/0	0	0/0	0	0/0	0	0	0	0	0	0	0	0	0	0	0
*15	CHAIA George	27:38	1/6	17	0/0	0	1/6	17	5/6	83	0	1	1	5	6	1	0	5	5	8
Team / Coach											1	2	3							
Totals			22/60	37	15/36	42	7/24	29	18/28	64	13	27	40	17	18	9	3	30	28	69

Coach: SANTOS NETO Jose Alves

Assistant Coach: DE CONTI Gustavo Antonio

	LTU	BRA
Points from Turnovers	18	5
Points in the Paint	28	28
Second Chance Points	2	6
Fast Break Points	9	4

	LTU	BRA
Biggest Lead	14	3
Biggest Scoring Run	8-0 (17-12)	6-0 (62-55)
Lead Changes	6	
Times Tied	2	

LEGEND

%	Shooting Percentage	(C)	Captain	(I)	Injured	*	Starters	AS	Assists
BS	Blocked Shots	DR	Defensive Rebounds	FD	Fouls Drawn	M/A	Made / Attempts	MIN	Minutes Played
OR	Offensive Rebounds	OTx	Overtime	PF	Fouls	PTS	Points	Qx	Quarter Time
S	Suspended	ST	Steals	TO	Turnovers	TOT	Total Rebounds		

Timing and Results provided by TISSOT



Game No: 39

Shot Chart
Схема бросков

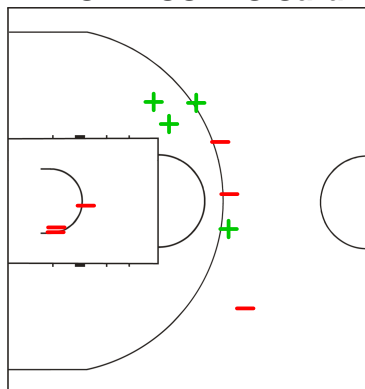
LTU 77 vs 69 BRA
(22 - 16, 19 - 14, 16 - 18, 20 - 21)

Scoring by 5 min intervals:

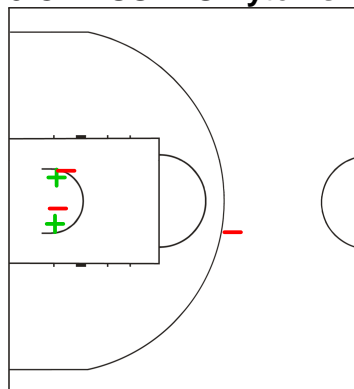
	Q1		Q2		Q3		Q4	
LTU	9	22	30	41	48	57	66	77
BRA	9	16	21	30	40	48	59	69

LTU - Lithuania

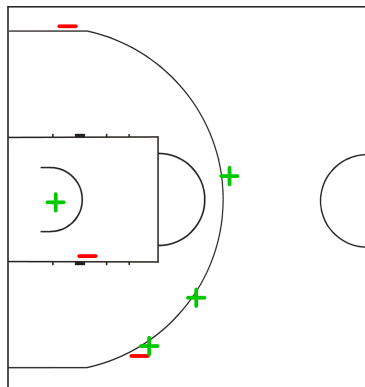
4 VASILIAUSKAS Sarunas



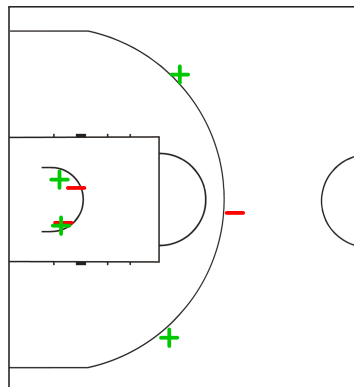
5 CIZAUSKAS Vytenis



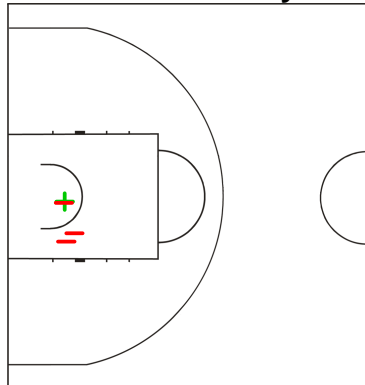
7 BENDZIUS Eimantas



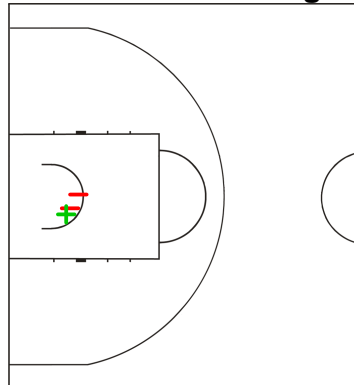
8 JUSKEVICIUS Adas



10 LIPKEVICIUS Vytenis



11 KUPSAS Mindaugas



LEGEND

+ Shot Made

-

Shot Missed

Timing and Results provided by **TISSOT**



Game No: 39

Shot Chart
Схема бросков

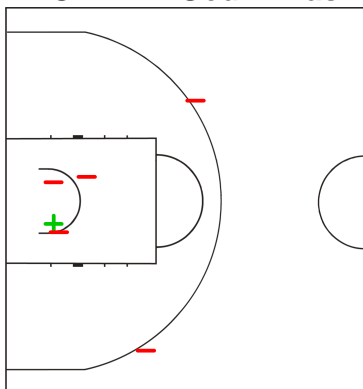
LTU 77 vs 69 BRA
(22 - 16, 19 - 14, 16 - 18, 20 - 21)

Scoring by 5 min intervals:

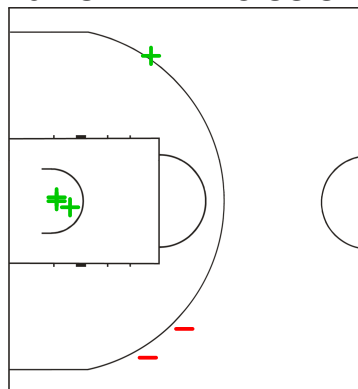
	Q1		Q2		Q3		Q4	
LTU	9	22	30	41	48	57	66	77
BRA	9	16	21	30	40	48	59	69

LTU - Lithuania

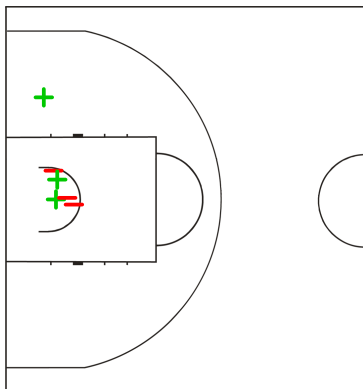
12 ORELIK Gediminas



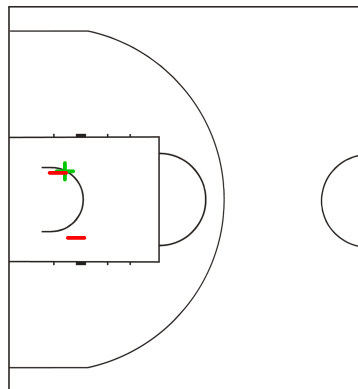
13 BUTERLEVICIUS Simas



14 CEPUKAITIS Vaidas



15 DRUNGILAS Adomas



LEGEND

+ Shot Made

- Shot Missed

Timing and Results provided by **TISSOT**



Game No: 39

Shot Chart
Схема бросков

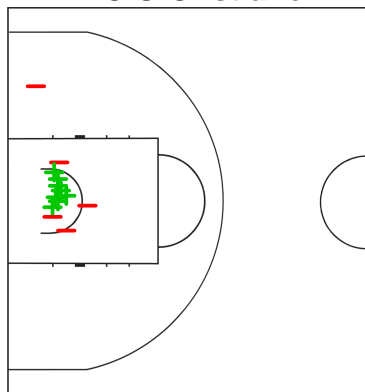
LTU 77 vs 69 BRA
(22 - 16, 19 - 14, 16 - 18, 20 - 21)

Scoring by 5 min intervals:

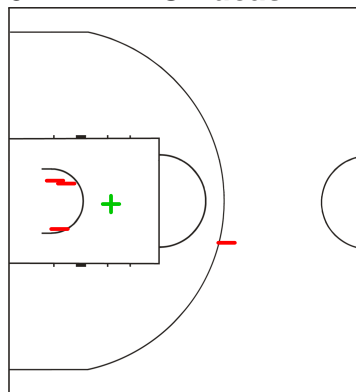
	Q1		Q2		Q3		Q4	
LTU	9	22	30	41	48	57	66	77
BRA	9	16	21	30	40	48	59	69

BRA - Brazil

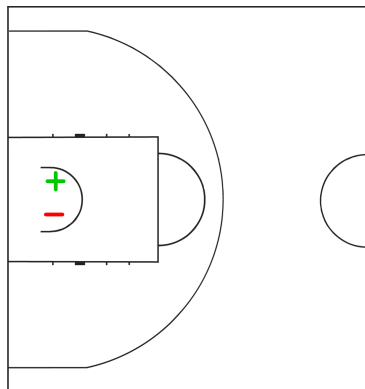
4 FELICIO Cristiano



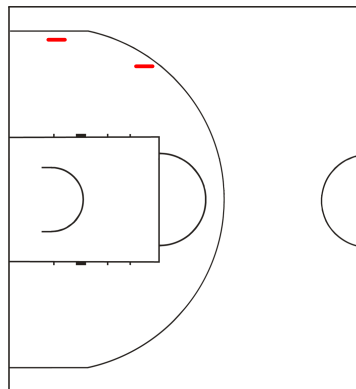
5 MARIANO Lucas



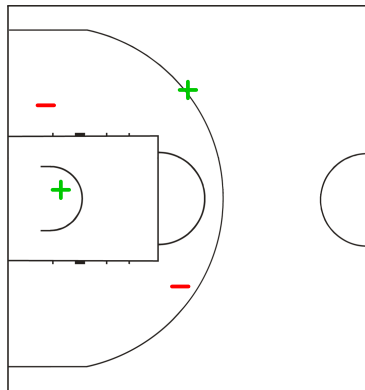
6 ALVES MAIA Rafael



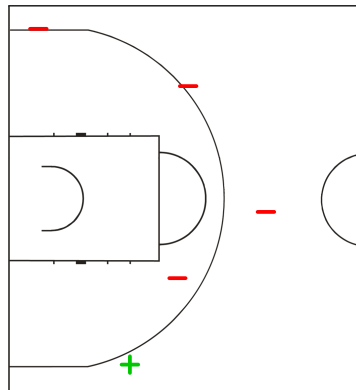
7 GONCALVES Isaac



8 SILVA Andre



9 DEODATO Guilherme



LEGEND

+ Shot Made

-

Shot Missed



Game No: 39

Shot Chart
Схема бросков

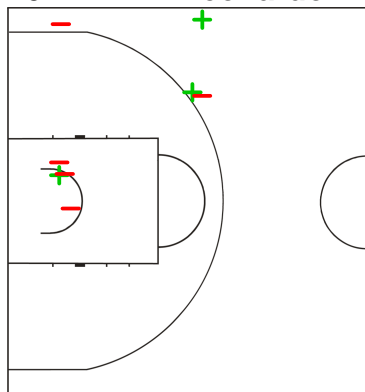
LTU 77 vs 69 BRA
(22 - 16, 19 - 14, 16 - 18, 20 - 21)

Scoring by 5 min intervals:

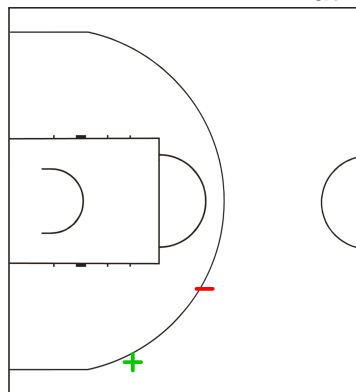
	Q1		Q2		Q3		Q4	
LTU	9	22	30	41	48	57	66	77
BRA	9	16	21	30	40	48	59	69

BRA - Brazil

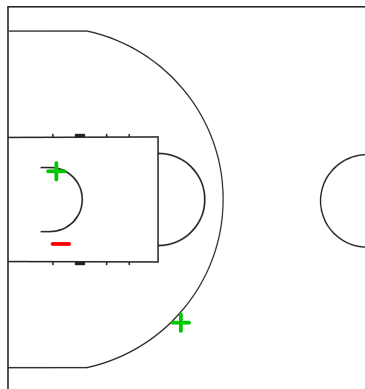
10 MEINDL Leonardo



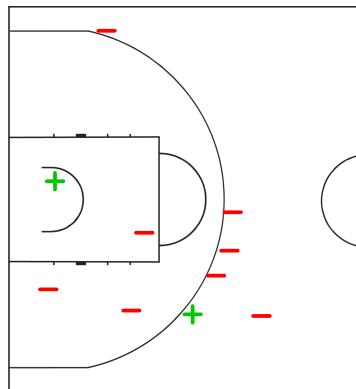
11 DALLA BARBA Matheus



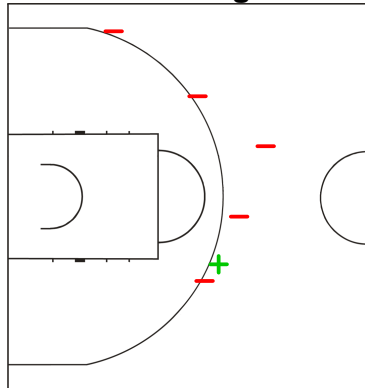
12 BERNARDI Joao



13 CORAZZA NETO Elio



15 CHAIA George



LEGEND

+ Shot Made

- Shot Missed

Timing and Results provided by **TISSOT**



Game No: 39

Lineup Analysis

Анализ

LTU 77 vs 69 BRA

LTU

Lineup efficiency

4	VASILIAUSKAS S	7	BENDZIUS E	8	JUSKEVICIUS A	10	LIPKEVICIUS V	14	CEPUKAITIS V	5:52
4	VASILIAUSKAS S	7	BENDZIUS E	10	LIPKEVICIUS V	13	BUTERLEVICIUS S	14	CEPUKAITIS V	4:09
4	VASILIAUSKAS S	7	BENDZIUS E	8	JUSKEVICIUS A	13	BUTERLEVICIUS S	15	DRUNGILAS A	3:22
5	CIZAUSKAS V	8	JUSKEVICIUS A	11	KUPSAS M	12	ORELIK G	13	BUTERLEVICIUS S	3:13
4	VASILIAUSKAS S	7	BENDZIUS E	8	JUSKEVICIUS A	13	BUTERLEVICIUS S	14	CEPUKAITIS V	3:11
4	VASILIAUSKAS S	7	BENDZIUS E	8	JUSKEVICIUS A	10	LIPKEVICIUS V	15	DRUNGILAS A	2:54
5	CIZAUSKAS V	10	LIPKEVICIUS V	11	KUPSAS M	12	ORELIK G	13	BUTERLEVICIUS S	2:19
4	VASILIAUSKAS S	10	LIPKEVICIUS V	12	ORELIK G	13	BUTERLEVICIUS S	14	CEPUKAITIS V	2:15
5	CIZAUSKAS V	8	JUSKEVICIUS A	10	LIPKEVICIUS V	12	ORELIK G	14	CEPUKAITIS V	2:06
5	CIZAUSKAS V	7	BENDZIUS E	10	LIPKEVICIUS V	13	BUTERLEVICIUS S	15	DRUNGILAS A	1:50
5	CIZAUSKAS V	8	JUSKEVICIUS A	10	LIPKEVICIUS V	11	KUPSAS M	12	ORELIK G	1:48
5	CIZAUSKAS V	7	BENDZIUS E	8	JUSKEVICIUS A	10	LIPKEVICIUS V	15	DRUNGILAS A	1:21
5	CIZAUSKAS V	7	BENDZIUS E	8	JUSKEVICIUS A	10	LIPKEVICIUS V	14	CEPUKAITIS V	1:07
5	CIZAUSKAS V	7	BENDZIUS E	10	LIPKEVICIUS V	13	BUTERLEVICIUS S	14	CEPUKAITIS V	0:51
4	VASILIAUSKAS S	7	BENDZIUS E	8	JUSKEVICIUS A	10	LIPKEVICIUS V	11	KUPSAS M	0:40
5	CIZAUSKAS V	7	BENDZIUS E	10	LIPKEVICIUS V	14	CEPUKAITIS V	15	DRUNGILAS A	0:37
4	VASILIAUSKAS S	8	JUSKEVICIUS A	10	LIPKEVICIUS V	11	KUPSAS M	12	ORELIK G	0:36
5	CIZAUSKAS V	10	LIPKEVICIUS V	12	ORELIK G	13	BUTERLEVICIUS S	14	CEPUKAITIS V	0:31
4	VASILIAUSKAS S	7	BENDZIUS E	10	LIPKEVICIUS V	12	ORELIK G	13	BUTERLEVICIUS S	0:29
4	VASILIAUSKAS S	7	BENDZIUS E	8	JUSKEVICIUS A	10	LIPKEVICIUS V	12	ORELIK G	0:21
4	VASILIAUSKAS S	8	JUSKEVICIUS A	10	LIPKEVICIUS V	12	ORELIK G	13	BUTERLEVICIUS S	0:14
5	CIZAUSKAS V	7	BENDZIUS E	9	ULANOVAS E	10	LIPKEVICIUS V	15	DRUNGILAS A	0:09
4	VASILIAUSKAS S	8	JUSKEVICIUS A	10	LIPKEVICIUS V	12	ORELIK G	14	CEPUKAITIS V	0:05

Score development

4	VASILIAUSKAS S	7	BENDZIUS E	8	JUSKEVICIUS A	13	BUTERLEVICIUS S	14	CEPUKAITIS V	3:11	+11
4	VASILIAUSKAS S	7	BENDZIUS E	8	JUSKEVICIUS A	13	BUTERLEVICIUS S	15	DRUNGILAS A	3:22	+5
5	CIZAUSKAS V	10	LIPKEVICIUS V	11	KUPSAS M	12	ORELIK G	13	BUTERLEVICIUS S	2:19	+3
4	VASILIAUSKAS S	8	JUSKEVICIUS A	10	LIPKEVICIUS V	12	ORELIK G	13	BUTERLEVICIUS S	0:14	+2
5	CIZAUSKAS V	7	BENDZIUS E	8	JUSKEVICIUS A	10	LIPKEVICIUS V	15	DRUNGILAS A	1:21	+2
5	CIZAUSKAS V	8	JUSKEVICIUS A	10	LIPKEVICIUS V	12	ORELIK G	14	CEPUKAITIS V	2:06	+1
4	VASILIAUSKAS S	10	LIPKEVICIUS V	12	ORELIK G	13	BUTERLEVICIUS S	14	CEPUKAITIS V	2:15	+1
5	CIZAUSKAS V	7	BENDZIUS E	9	ULANOVAS E	10	LIPKEVICIUS V	15	DRUNGILAS A	0:09	0
4	VASILIAUSKAS S	7	BENDZIUS E	8	JUSKEVICIUS A	10	LIPKEVICIUS V	12	ORELIK G	0:21	0
4	VASILIAUSKAS S	7	BENDZIUS E	10	LIPKEVICIUS V	12	ORELIK G	13	BUTERLEVICIUS S	0:29	0
5	CIZAUSKAS V	7	BENDZIUS E	10	LIPKEVICIUS V	14	CEPUKAITIS V	15	DRUNGILAS A	0:37	0
5	CIZAUSKAS V	7	BENDZIUS E	10	LIPKEVICIUS V	13	BUTERLEVICIUS S	14	CEPUKAITIS V	0:51	0
5	CIZAUSKAS V	7	BENDZIUS E	8	JUSKEVICIUS A	10	LIPKEVICIUS V	14	CEPUKAITIS V	1:07	0
5	CIZAUSKAS V	8	JUSKEVICIUS A	10	LIPKEVICIUS V	11	KUPSAS M	12	ORELIK G	1:48	0
5	CIZAUSKAS V	7	BENDZIUS E	10	LIPKEVICIUS V	13	BUTERLEVICIUS S	15	DRUNGILAS A	1:50	0
5	CIZAUSKAS V	8	JUSKEVICIUS A	11	KUPSAS M	12	ORELIK G	13	BUTERLEVICIUS S	3:13	0
4	VASILIAUSKAS S	7	BENDZIUS E	8	JUSKEVICIUS A	10	LIPKEVICIUS V	14	CEPUKAITIS V	5:52	0
4	VASILIAUSKAS S	8	JUSKEVICIUS A	10	LIPKEVICIUS V	12	ORELIK G	14	CEPUKAITIS V	0:05	-2
5	CIZAUSKAS V	10	LIPKEVICIUS V	12	ORELIK G	13	BUTERLEVICIUS S	14	CEPUKAITIS V	0:31	-2
4	VASILIAUSKAS S	8	JUSKEVICIUS A	10	LIPKEVICIUS V	11	KUPSAS M	12	ORELIK G	0:36	-2
4	VASILIAUSKAS S	7	BENDZIUS E	8	JUSKEVICIUS A	10	LIPKEVICIUS V	11	KUPSAS M	0:40	-2
4	VASILIAUSKAS S	7	BENDZIUS E	10	LIPKEVICIUS V	13	BUTERLEVICIUS S	14	CEPUKAITIS V	4:09	-4
4	VASILIAUSKAS S	7	BENDZIUS E	8	JUSKEVICIUS A	10	LIPKEVICIUS V	15	DRUNGILAS A	2:54	-5



Game No: 39

Lineup Analysis

Анализ

BRA

Lineup efficiency


4	FELICIO C	8	SILVA A	10	MEINDL L	12	BERNARDI J	15	CHAIA G	6:19
4	FELICIO C	5	MARIANO L	9	DEODATO G	10	MEINDL L	15	CHAIA G	5:16
4	FELICIO C	8	SILVA A	9	DEODATO G	12	BERNARDI J	13	CORAZZA NETO E	4:57
5	MARIANO L	6	ALVES MAIA R	7	GONCALVES I	11	DALLA BARBA M	15	CHAIA G	4:29
5	MARIANO L	6	ALVES MAIA R	7	GONCALVES I	11	DALLA BARBA M	13	CORAZZA NETO E	2:35
6	ALVES MAIA R	8	SILVA A	9	DEODATO G	12	BERNARDI J	13	CORAZZA NETO E	2:32
4	FELICIO C	9	DEODATO G	10	MEINDL L	12	BERNARDI J	15	CHAIA G	2:26
4	FELICIO C	6	ALVES MAIA R	9	DEODATO G	11	DALLA BARBA M	15	CHAIA G	2:22
4	FELICIO C	5	MARIANO L	7	GONCALVES I	10	MEINDL L	15	CHAIA G	2:20
4	FELICIO C	5	MARIANO L	10	MEINDL L	11	DALLA BARBA M	15	CHAIA G	2:19
4	FELICIO C	8	SILVA A	10	MEINDL L	11	DALLA BARBA M	15	CHAIA G	1:22
4	FELICIO C	5	MARIANO L	7	GONCALVES I	11	DALLA BARBA M	13	CORAZZA NETO E	1:14
4	FELICIO C	5	MARIANO L	7	GONCALVES I	11	DALLA BARBA M	15	CHAIA G	0:45
4	FELICIO C	9	DEODATO G	10	MEINDL L	12	BERNARDI J	13	CORAZZA NETO E	0:43
4	FELICIO C	8	SILVA A	9	DEODATO G	11	DALLA BARBA M	13	CORAZZA NETO E	0:21

Score development

4	FELICIO C	9	DEODATO G	10	MEINDL L	12	BERNARDI J	15	CHAIA G	2:26	+4
5	MARIANO L	6	ALVES MAIA R	7	GONCALVES I	11	DALLA BARBA M	15	CHAIA G	4:29	+4
4	FELICIO C	8	SILVA A	10	MEINDL L	12	BERNARDI J	15	CHAIA G	6:19	+3
4	FELICIO C	8	SILVA A	10	MEINDL L	11	DALLA BARBA M	15	CHAIA G	1:22	+2
5	MARIANO L	6	ALVES MAIA R	7	GONCALVES I	11	DALLA BARBA M	13	CORAZZA NETO E	2:35	+2
4	FELICIO C	8	SILVA A	9	DEODATO G	11	DALLA BARBA M	13	CORAZZA NETO E	0:21	0
4	FELICIO C	5	MARIANO L	7	GONCALVES I	10	MEINDL L	15	CHAIA G	2:20	-1
4	FELICIO C	5	MARIANO L	9	DEODATO G	10	MEINDL L	15	CHAIA G	5:16	0
4	FELICIO C	8	SILVA A	9	DEODATO G	12	BERNARDI J	13	CORAZZA NETO E	4:57	-2
4	FELICIO C	5	MARIANO L	7	GONCALVES I	11	DALLA BARBA M	15	CHAIA G	0:45	-3
4	FELICIO C	5	MARIANO L	10	MEINDL L	11	DALLA BARBA M	15	CHAIA G	2:19	-3
6	ALVES MAIA R	8	SILVA A	9	DEODATO G	12	BERNARDI J	13	CORAZZA NETO E	2:32	-3
4	FELICIO C	9	DEODATO G	10	MEINDL L	12	BERNARDI J	13	CORAZZA NETO E	0:43	-4
4	FELICIO C	5	MARIANO L	7	GONCALVES I	11	DALLA BARBA M	13	CORAZZA NETO E	1:14	-4
4	FELICIO C	6	ALVES MAIA R	9	DEODATO G	11	DALLA BARBA M	15	CHAIA G	2:22	-5

LEGEND

+ Shot Made - Shot Missed

Timing and Results provided by  TISSOT



Game No: 38

Start List

Стартовый список

FIN vs CHN

Referee: IVANOVIC Ivana (SRB)

Umpire: PAULIK Robert (CZE) / GYORFFY Pal Attila (HUN)

FIN - Finland

No.	Name	Pos	Height m / ft in	Age	Current Games Statistics						
					PPG	FG%	3FG%	FT%	RPG	APG	MPG (GP)
4	NIEMI Jesse	F	1.94/6'4"	23	5.0	46	14	50	2.7	1.0	18:09 (3)
5	SANDBERG Mikael	C	2.10/6'11"	22	4.3	38	50	17	7.7	1.3	20:54 (3)
6	OJALA Matias	F	1.97/6'6"	23	1.3	17	0	50	1.7	0.3	5:28 (3)
7	NUUTINEN Matti	F	2.00/6'7"	23	0.0				0.0	0.0	0:00 (0)
8	MOLENIUS Markus	F	2.02/6'8"	21	3.0	30	25	50	1.7	0.0	14:08 (3)
9	IKAVALKO Sami	F	1.87/6'2"	23	2.3	50	67	50	1.0	0.0	8:33 (3)
10	LINDBOM Carl	F	2.06/6'9"	21	12.3	33	33	57	5.0	0.3	26:22 (3)
11	LEHTORANTA Juho	F	1.95/6'5"	24	10.0	50	50	100	4.0	1.7	21:21 (3)
12	TOIVONEN Lauri	C	2.00/6'7"	22	0.0	0			4.0	0.0	13:36 (3)
13	VAENERBERG Alex	F	1.82/6'0"	20	2.3	38	20	0	1.7	0.7	13:02 (3)
14	AHONEN Roope	F	1.84/6'0"	23	16.0	41	29	100	3.7	3.0	28:34 (3)
15	NIKKARINEN Antto	F	1.83/6'0"	22	8.7	38	33	60	2.0	4.3	29:49 (3)
Team			1.95/6'5"	22.3	65.3	37	33	63	37.7	12.7	

FIN Played		
PR	CHI	71 - 52
PR	BRA	65 - 75
PR	NOR	60 - 55
PR	CHN	11 JUL
PR	LTU	12 JUL


CHN - China

No.	Name	Pos	Height m / ft in	Age	Current Games Statistics						
					PPG	FG%	3FG%	FT%	RPG	APG	MPG (GP)
5	LIU Zihao	G	1.83/6'0"	21	11.0	43	21	50	3.7	1.7	32:00 (3)
6	WEN Hao	G	1.93/6'4"	22	2.0	14	0	100	1.0	0.7	11:46 (3)
7	CUI Jinming	F	1.93/6'4"	21	14.0	52	25	58	2.3	1.3	33:59 (3)
8	LI Zhigang	C	2.00/6'7"	21	2.0	60			1.0	0.7	9:07 (3)
9	GAO Xiangnan	F	1.90/6'3"	23	5.7	42	100	67	1.7	0.0	12:24 (3)
10	XIAO Jian	F	2.04/6'8"	18	0.0	0	0	0	0.3	0.0	12:03 (3)
11	LIU Lian	F	2.01/6'7"	22	8.0	33	27	100	3.0	0.0	21:49 (3)
12	SUN Hefeng	C	2.05/6'9"	20	4.7	50		80	0.7	0.3	11:03 (3)
13	ZHANG Hanqi	C	2.05/6'9"	22	4.0	44		40	2.7	0.3	17:07 (3)
14	DAI Huaibo	F	2.09/6'10"	19	6.7	22	0	62	4.3	0.0	20:28 (3)
15	WEI Meng	C	2.10/6'11"	23	5.7	55		83	2.7	0.0	18:10 (3)
Team			1.99/6'6"	21.1	63.7	40	20	63	27.0	5.0	
Coach		ZHOU Dianxue									
Assistant Coach		DU Chenglin									

CHN Played		
PR	BRA	65 - 107
PR	NOR	74 - 106
PR	LTU	52 - 129
PR	FIN	11 JUL
PR	CHI	12 JUL

LEGEND

(1)	Point Guard	(2)	Shooting Guard	(3)	Small Forward	(4)	Power Forward	(5)	Centre
(C)	Captain	3FG%	3 Points Field Goals %	APG	Assists per Game	C	Centre	F	Forward
FG%	Field Goals %	FT%	Free Throws %	G	Guard	GP	Games Played	MPG	Minutes Played per Game
Pos	Playing Position	PPG	Points per Game	PR	Preliminary Round	RPG	Rebounds per Game		

Timing and Results provided by  TISSOT



Game No: 38

Results
Результаты

Match Duration: 1:39

FIN 93 vs 64 CHN
(20:12, 18:14, 25:19, 30:19)

Referee: IVANOVIC Ivana (SRB)

Commissioner:

Umpire: PAULIK Robert (CZE) / GYORFFY Pal Attila (HUN)

Scoring by 5 min intervals:	FIN	Q1		Q2		Q3		Q4	
		8	20	31	38	54	63	82	93
	CHN	8	12	21	26	35	45	52	64

FIN - Finland

No.	Name	MIN	Field Goals		2 Points		3 Points		Free Throws		Rebounds			AS	TO	ST	BS	PF	FD	PTS
			M/A	%	M/A	%	M/A	%	M/A	%	OR	DR	TOT							
4	NIEMI Jesse	20:07	2/7	29	2/5	40	0/2	0	1/2	50	6	1	7	0	0	0	0	2	2	5
*5	SANDBERG Mikael	18:32	1/4	25	1/4	25	0/0	0	0/0	0	1	4	5	0	0	0	0	2	1	2
6	OJALA Matias	8:08	4/7	57	2/5	40	2/2	100	0/0	0	3	2	5	1	1	0	0	1	0	10
7	NUUTINEN Matti	0:00	0/0	0	0/0	0	0/0	0	0/0	0	0	0	0	0	0	0	0	0	0	0
8	MOLENIUS Markus	10:30	2/9	22	2/8	25	0/1	0	2/2	100	3	4	7	0	0	1	0	3	1	6
9	IKAVALKO Sami	14:11	2/3	67	1/1	100	1/2	50	0/0	0	1	2	3	2	0	0	0	4	2	5
*10	LINDBOM Carl	23:01	6/14	43	3/9	33	3/5	60	4/6	67	3	3	6	0	1	1	2	3	4	19
*11	LEHTORANTA Juho	23:03	4/7	57	2/2	100	2/5	40	0/0	0	2	3	5	4	0	2	1	1	0	10
12	TOIVONEN Lauri	19:49	7/12	58	7/12	58	0/0	0	0/3	0	3	4	7	1	1	4	0	2	4	14
13	VAENERBERG Alex	14:44	0/6	0	0/4	0	0/2	0	0/2	0	0	0	0	2	1	2	0	1	2	0
*14	AHONEN Roope	25:05	2/6	33	1/2	50	1/4	25	0/0	0	0	1	1	6	3	1	0	3	0	5
*15	NIKKARINEN Antto	22:50	6/14	43	1/4	25	5/10	50	0/0	0	1	0	1	8	1	2	0	4	0	17
Team / Coach											2	3	5							
Totals			36/89	40	22/56	39	14/33	42	7/15	47	25	27	52	24	8	13	3	26	16	93

CHN - China

No.	Name	MIN	Field Goals		2 Points		3 Points		Free Throws		Rebounds			AS	TO	ST	BS	PF	FD	PTS
			M/A	%	M/A	%	M/A	%	M/A	%	OR	DR	TOT							
*5	LIU Zihao	28:47	3/10	30	3/7	43	0/3	0	3/4	75	1	5	6	3	7	1	0	1	6	9
6	WEN Hao	11:13	0/2	0	0/2	0	0/0	0	0/0	0	1	1	2	3	1	0	0	0	0	0
*7	CUI Jinming	27:15	2/7	29	2/4	50	0/3	0	1/1	100	0	5	5	3	2	0	0	1	3	5
8	LI Zhigang	10:56	1/2	50	0/0	0	1/2	50	1/2	50	1	4	5	1	1	0	1	4	2	4
9	GAO Xiangnan	19:35	1/5	20	1/5	20	0/0	0	0/0	0	2	2	4	3	1	0	0	1	2	2
10	XIAO Jian	5:16	0/1	0	0/1	0	0/0	0	0/2	0	0	0	0	0	2	0	0	0	1	0
*11	LIU Lian	27:54	5/9	56	3/6	50	2/3	67	1/1	100	1	2	3	3	3	1	2	0	2	13
12	SUN Hefeng	11:49	3/5	60	3/5	60	0/0	0	1/3	33	0	3	3	0	1	0	0	0	3	7
13	ZHANG Hanqi	10:58	3/3	100	3/3	100	0/0	0	0/0	0	0	1	1	0	3	0	0	2	0	6
*14	DAI Huaibo	30:00	5/11	45	4/8	50	1/3	33	3/5	60	2	5	7	0	2	0	1	2	4	14
*15	WEI Meng	16:17	1/5	20	1/5	20	0/0	0	2/4	50	2	3	5	0	2	0	2	5	3	4
Team / Coach											5	2	7							
Totals			24/60	40	20/46	43	4/14	29	12/22	55	15	33	48	16	25	2	6	16	26	64
Coach	ZHOU Dianxue																			
Assistant Coach	DU Chenglin																			

	FIN	CHN
Points from Turnovers	25	2
Points in the Paint	42	32
Second Chance Points	27	9
Fast Break Points	20	12

	FIN	CHN
Biggest Lead	35	2
Biggest Scoring Run	11-0 (72-45)	6-0 (23-18)
Lead Changes		1
Times Tied		2

LEGEND			
%	Shooting Percentage	(C)	Captain
BS	Blocked Shots	DR	Defensive Rebounds
OR	Offensive Rebounds	OTx	Overtime
S	Suspended	ST	Steals
(I)	Injured	FD	Fouls Drawn
PF	Fouls	M/A	Made / Attempts
PTS	Points	AS	Assists
TOT	Total Rebounds	MIN	Minutes Played
		Qx	Quarter Time

Timing and Results provided by TISSOT



Game No: 38

Shot Chart
Схема бросков

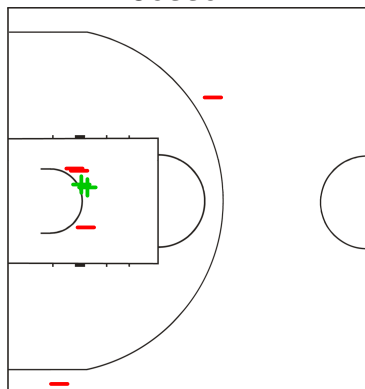
FIN 93 vs 64 CHN
(20 - 12, 18 - 14, 25 - 19, 30 - 19)

Scoring by 5 min intervals:

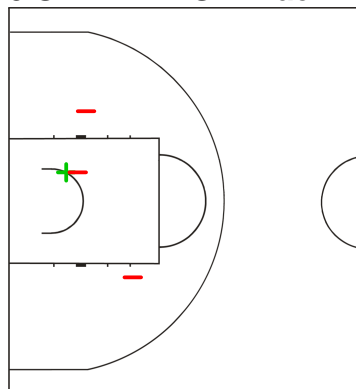
	Q1		Q2		Q3		Q4	
FIN	8	20	31	38	54	63	82	93
CHN	8	12	21	26	35	45	52	64

FIN - Finland

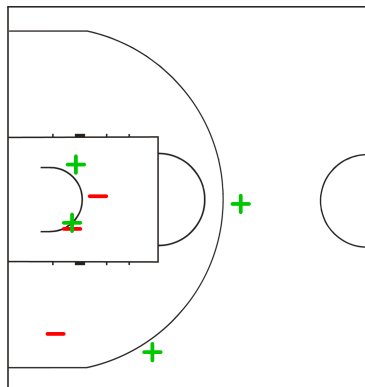
4 NIEMI Jesse



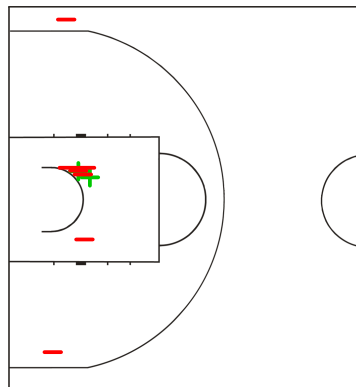
5 SANDBERG Mikael



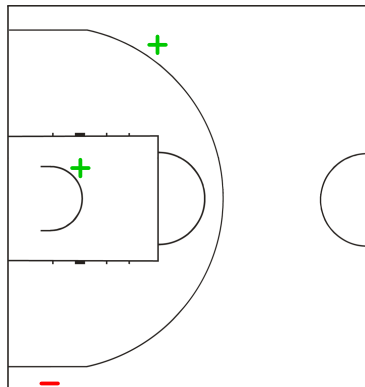
6 OJALA Matias



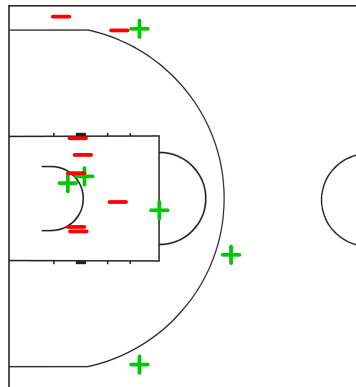
8 MOLENIUS Markus



9 IKAVALKO Sami



10 LINDBOM Carl



LEGEND

+ Shot Made

-

Shot Missed

Timing and Results provided by TISSOT



Game No: 38

Shot Chart
Схема бросков

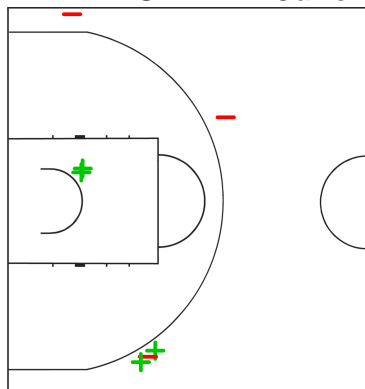
FIN 93 vs 64 CHN
(20 - 12, 18 - 14, 25 - 19, 30 - 19)

Scoring by 5 min intervals:

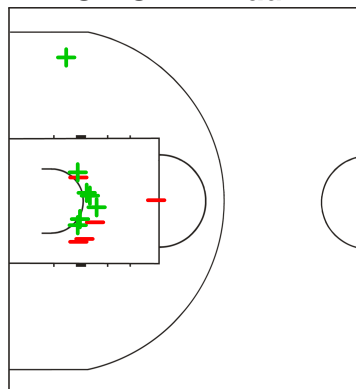
	Q1		Q2		Q3		Q4	
FIN	8	20	31	38	54	63	82	93
CHN	8	12	21	26	35	45	52	64

FIN - Finland

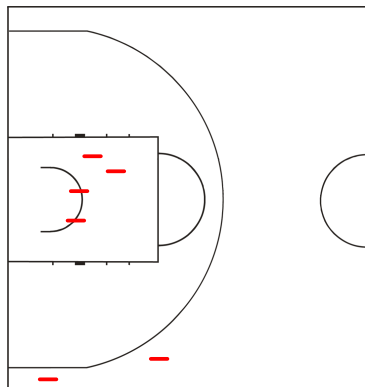
11 LEHTORANTA Juhu



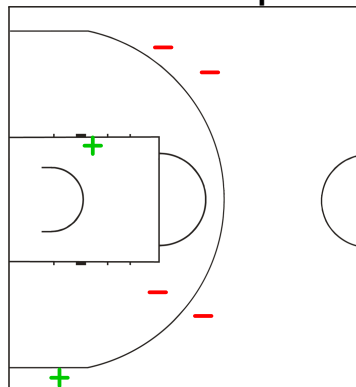
12 TOIVONEN Lauri



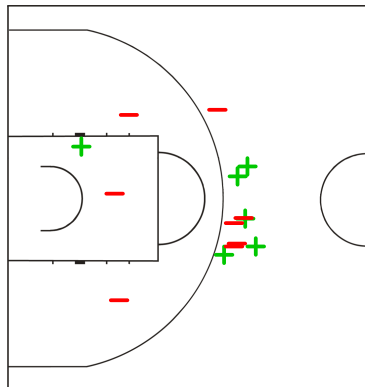
13 VAENERBERG Alex



14 AHONEN Roope



15 NIKKARINEN Antto



LEGEND

+ Shot Made

-

Shot Missed

Timing and Results provided by **TISSOT**



Game No: 38

Shot Chart
Схема бросков

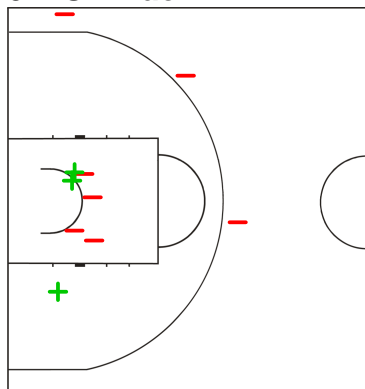
FIN 93 vs 64 CHN
(20 - 12, 18 - 14, 25 - 19, 30 - 19)

Scoring by 5 min intervals:

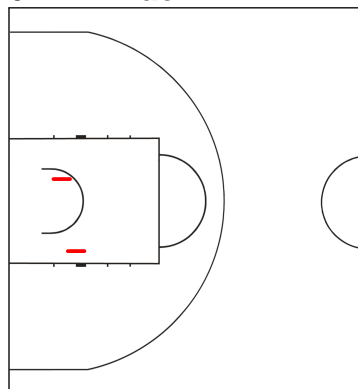
	Q1		Q2		Q3		Q4	
FIN	8	20	31	38	54	63	82	93
CHN	8	12	21	26	35	45	52	64

CHN - China

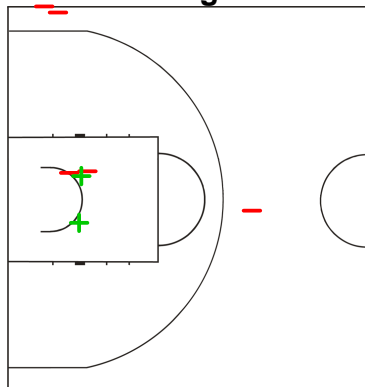
5 LIU Zihao



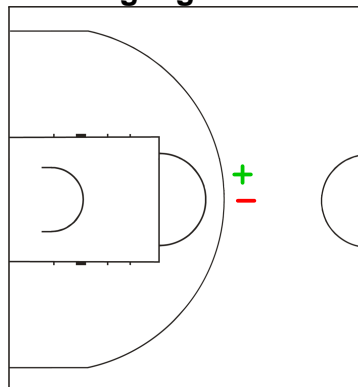
6 WEN Hao



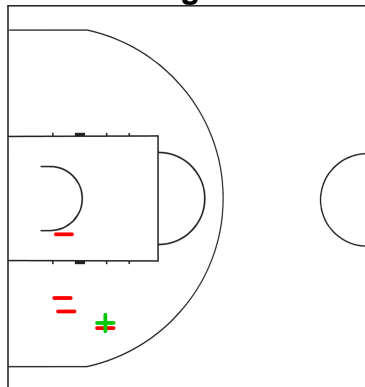
7 CUI Jinming



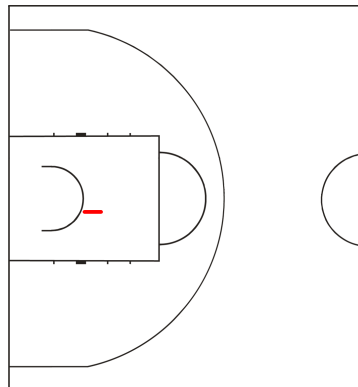
8 LI Zhigang



9 GAO Xiangnan



10 XIAO Jian



LEGEND

+ Shot Made

-

Shot Missed

Timing and Results provided by TISSOT



Game No: 38

Shot Chart
Схема бросков

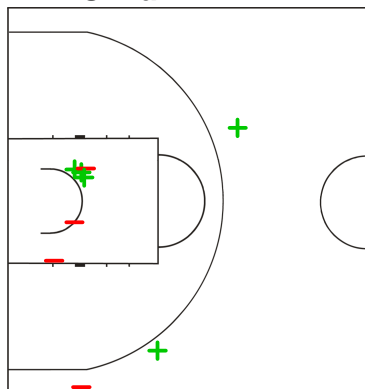
FIN 93 vs 64 CHN
(20 - 12, 18 - 14, 25 - 19, 30 - 19)

Scoring by 5 min intervals:

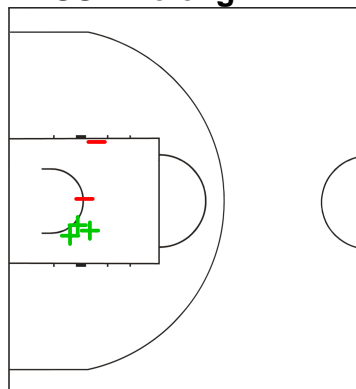
	Q1		Q2		Q3		Q4	
FIN	8	20	31	38	54	63	82	93
CHN	8	12	21	26	35	45	52	64

CHN - China

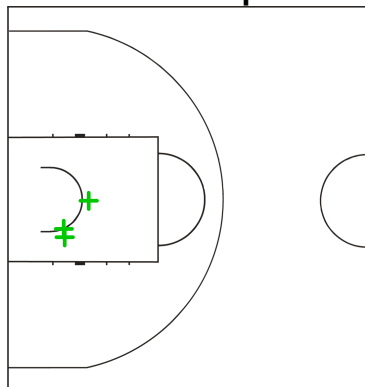
11 LIU Lian



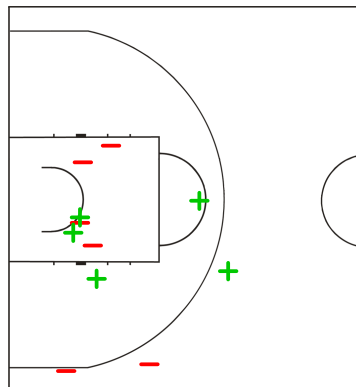
12 SUN Hefeng



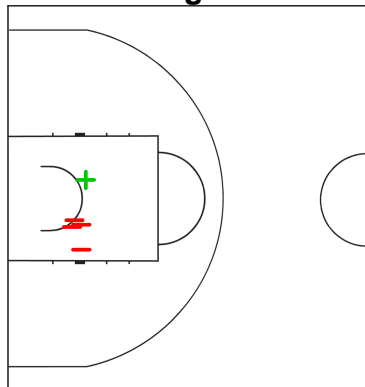
13 ZHANG Hanqi



14 DAI Huaibo



15 WEI Meng



LEGEND

+ Shot Made

- Shot Missed

Timing and Results provided by **TISSOT**



Game No: 38

Lineup Analysis

Анализ

FIN 93 vs 64 CHN

FIN

Lineup efficiency

5	SANDBERG M	10	LINDBOM C	11	LEHTORANTA J	14	AHONEN R	15	NIKKARINEN A	5:24
4	NIEMI J	8	MOLENIUS M	9	IKAVALKO S	12	TOIVONEN L	15	NIKKARINEN A	2:36
4	NIEMI J	5	SANDBERG M	10	LINDBOM C	14	AHONEN R	15	NIKKARINEN A	2:31
4	NIEMI J	10	LINDBOM C	12	TOIVONEN L	13	VAENERBERG A	15	NIKKARINEN A	2:27
5	SANDBERG M	9	IKAVALKO S	10	LINDBOM C	11	LEHTORANTA J	15	NIKKARINEN A	2:16
4	NIEMI J	10	LINDBOM C	12	TOIVONEN L	13	VAENERBERG A	14	AHONEN R	2:07
4	NIEMI J	8	MOLENIUS M	9	IKAVALKO S	12	TOIVONEN L	14	AHONEN R	2:06
5	SANDBERG M	10	LINDBOM C	11	LEHTORANTA J	13	VAENERBERG A	15	NIKKARINEN A	1:56
8	MOLENIUS M	9	IKAVALKO S	11	LEHTORANTA J	12	TOIVONEN L	15	NIKKARINEN A	1:40
4	NIEMI J	8	MOLENIUS M	10	LINDBOM C	11	LEHTORANTA J	14	AHONEN R	1:39
8	MOLENIUS M	9	IKAVALKO S	11	LEHTORANTA J	12	TOIVONEN L	14	AHONEN R	1:33
4	NIEMI J	5	SANDBERG M	6	OJALA M	13	VAENERBERG A	14	AHONEN R	1:33
4	NIEMI J	6	OJALA M	11	LEHTORANTA J	12	TOIVONEN L	14	AHONEN R	1:31
5	SANDBERG M	9	IKAVALKO S	10	LINDBOM C	11	LEHTORANTA J	14	AHONEN R	1:20
6	OJALA M	9	IKAVALKO S	11	LEHTORANTA J	12	TOIVONEN L	14	AHONEN R	1:13
9	IKAVALKO S	10	LINDBOM C	11	LEHTORANTA J	12	TOIVONEN L	14	AHONEN R	1:12
4	NIEMI J	6	OJALA M	12	TOIVONEN L	13	VAENERBERG A	15	NIKKARINEN A	1:04
5	SANDBERG M	10	LINDBOM C	11	LEHTORANTA J	13	VAENERBERG A	14	AHONEN R	0:59
4	NIEMI J	8	MOLENIUS M	12	TOIVONEN L	13	VAENERBERG A	15	NIKKARINEN A	0:56
6	OJALA M	11	LEHTORANTA J	12	TOIVONEN L	13	VAENERBERG A	15	NIKKARINEN A	0:53
4	NIEMI J	5	SANDBERG M	10	LINDBOM C	13	VAENERBERG A	14	AHONEN R	0:50
4	NIEMI J	5	SANDBERG M	6	OJALA M	13	VAENERBERG A	15	NIKKARINEN A	0:47
5	SANDBERG M	6	OJALA M	11	LEHTORANTA J	13	VAENERBERG A	14	AHONEN R	0:41
10	LINDBOM C	11	LEHTORANTA J	12	TOIVONEN L	13	VAENERBERG A	15	NIKKARINEN A	0:20
5	SANDBERG M	6	OJALA M	9	IKAVALKO S	11	LEHTORANTA J	14	AHONEN R	0:15
6	OJALA M	11	LEHTORANTA J	12	TOIVONEN L	13	VAENERBERG A	14	AHONEN R	0:11

Score development

5	SANDBERG M	10	LINDBOM C	11	LEHTORANTA J	14	AHONEN R	15	NIKKARINEN A	5:24	+8
5	SANDBERG M	9	IKAVALKO S	10	LINDBOM C	11	LEHTORANTA J	15	NIKKARINEN A	2:16	+7
5	SANDBERG M	10	LINDBOM C	11	LEHTORANTA J	13	VAENERBERG A	15	NIKKARINEN A	1:56	+6
4	NIEMI J	6	OJALA M	11	LEHTORANTA J	12	TOIVONEN L	14	AHONEN R	1:31	+5
4	NIEMI J	8	MOLENIUS M	9	IKAVALKO S	12	TOIVONEN L	15	NIKKARINEN A	2:36	+4
5	SANDBERG M	6	OJALA M	9	IKAVALKO S	11	LEHTORANTA J	14	AHONEN R	0:15	+3
4	NIEMI J	5	SANDBERG M	6	OJALA M	13	VAENERBERG A	14	AHONEN R	1:33	+3
4	NIEMI J	10	LINDBOM C	12	TOIVONEN L	13	VAENERBERG A	15	NIKKARINEN A	2:27	+3
4	NIEMI J	5	SANDBERG M	6	OJALA M	13	VAENERBERG A	15	NIKKARINEN A	0:47	+2
6	OJALA M	11	LEHTORANTA J	12	TOIVONEN L	13	VAENERBERG A	15	NIKKARINEN A	0:53	+2
4	NIEMI J	8	MOLENIUS M	12	TOIVONEN L	13	VAENERBERG A	15	NIKKARINEN A	0:56	+2
9	IKAVALKO S	10	LINDBOM C	11	LEHTORANTA J	12	TOIVONEN L	14	AHONEN R	1:12	+2
6	OJALA M	9	IKAVALKO S	11	LEHTORANTA J	12	TOIVONEN L	14	AHONEN R	1:13	+2
4	NIEMI J	8	MOLENIUS M	9	IKAVALKO S	12	TOIVONEN L	14	AHONEN R	2:06	+1
6	OJALA M	11	LEHTORANTA J	12	TOIVONEN L	13	VAENERBERG A	14	AHONEN R	0:11	0
10	LINDBOM C	11	LEHTORANTA J	12	TOIVONEN L	13	VAENERBERG A	15	NIKKARINEN A	0:20	-1
5	SANDBERG M	6	OJALA M	11	LEHTORANTA J	13	VAENERBERG A	14	AHONEN R	0:41	0
8	MOLENIUS M	9	IKAVALKO S	11	LEHTORANTA J	12	TOIVONEN L	14	AHONEN R	1:33	-1
8	MOLENIUS M	9	IKAVALKO S	11	LEHTORANTA J	12	TOIVONEN L	15	NIKKARINEN A	1:40	0
4	NIEMI J	5	SANDBERG M	10	LINDBOM C	13	VAENERBERG A	14	AHONEN R	0:50	-2
5	SANDBERG M	10	LINDBOM C	11	LEHTORANTA J	13	VAENERBERG A	14	AHONEN R	0:59	-2
4	NIEMI J	6	OJALA M	12	TOIVONEN L	13	VAENERBERG A	15	NIKKARINEN A	1:04	-2
5	SANDBERG M	9	IKAVALKO S	10	LINDBOM C	11	LEHTORANTA J	14	AHONEN R	1:20	-2
4	NIEMI J	10	LINDBOM C	12	TOIVONEN L	13	VAENERBERG A	14	AHONEN R	2:07	-2
4	NIEMI J	5	SANDBERG M	10	LINDBOM C	14	AHONEN R	15	NIKKARINEN A	2:31	-3
4	NIEMI J	8	MOLENIUS M	10	LINDBOM C	11	LEHTORANTA J	14	AHONEN R	1:39	-6



Game No: 38

Lineup Analysis

Анализ

CHN

Lineup efficiency


5	LIU Z	7	CUI J	11	LIU L	14	DAI H	15	WEI M	5:41
5	LIU Z	8	LI Z	9	GAO X	11	LIU L	14	DAI H	4:07
5	LIU Z	7	CUI J	9	GAO X	14	DAI H	15	WEI M	3:13
6	WEN H	9	GAO X	11	LIU L	12	SUN H	14	DAI H	3:05
5	LIU Z	7	CUI J	11	LIU L	13	ZHANG H	14	DAI H	2:58
5	LIU Z	8	LI Z	9	GAO X	10	XIAO J	14	DAI H	2:35
5	LIU Z	7	CUI J	9	GAO X	12	SUN H	13	ZHANG H	2:31
6	WEN H	7	CUI J	11	LIU L	13	ZHANG H	14	DAI H	2:27
5	LIU Z	7	CUI J	8	LI Z	11	LIU L	15	WEI M	2:17
5	LIU Z	7	CUI J	11	LIU L	12	SUN H	13	ZHANG H	1:56
6	WEN H	9	GAO X	10	XIAO J	12	SUN H	14	DAI H	1:54
6	WEN H	7	CUI J	11	LIU L	14	DAI H	15	WEI M	1:50
6	WEN H	7	CUI J	8	LI Z	11	LIU L	15	WEI M	1:40
5	LIU Z	7	CUI J	11	LIU L	12	SUN H	15	WEI M	1:36
5	LIU Z	7	CUI J	9	GAO X	13	ZHANG H	14	DAI H	1:06
5	LIU Z	9	GAO X	10	XIAO J	12	SUN H	14	DAI H	0:47
6	WEN H	8	LI Z	9	GAO X	11	LIU L	14	DAI H	0:17

Score development

6	WEN H	7	CUI J	11	LIU L	14	DAI H	15	WEI M	1:50	+4
5	LIU Z	7	CUI J	9	GAO X	12	SUN H	13	ZHANG H	2:31	+3
5	LIU Z	8	LI Z	9	GAO X	11	LIU L	14	DAI H	4:07	+2
5	LIU Z	7	CUI J	9	GAO X	13	ZHANG H	14	DAI H	1:06	+1
5	LIU Z	7	CUI J	11	LIU L	12	SUN H	15	WEI M	1:36	-1
6	WEN H	7	CUI J	8	LI Z	11	LIU L	15	WEI M	1:40	0
5	LIU Z	7	CUI J	8	LI Z	11	LIU L	15	WEI M	2:17	0
5	LIU Z	7	CUI J	11	LIU L	13	ZHANG H	14	DAI H	2:58	-1
6	WEN H	8	LI Z	9	GAO X	11	LIU L	14	DAI H	0:17	-2
5	LIU Z	9	GAO X	10	XIAO J	12	SUN H	14	DAI H	0:47	-2
5	LIU Z	7	CUI J	11	LIU L	14	DAI H	15	WEI M	5:41	-2
6	WEN H	9	GAO X	10	XIAO J	12	SUN H	14	DAI H	1:54	-3
6	WEN H	7	CUI J	11	LIU L	13	ZHANG H	14	DAI H	2:27	-3
5	LIU Z	8	LI Z	9	GAO X	10	XIAO J	14	DAI H	2:35	-3
5	LIU Z	7	CUI J	11	LIU L	12	SUN H	13	ZHANG H	1:56	-6
5	LIU Z	7	CUI J	9	GAO X	14	DAI H	15	WEI M	3:13	-7
6	WEN H	9	GAO X	11	LIU L	12	SUN H	14	DAI H	3:05	-9

LEGEND

+ Shot Made - Shot Missed

Timing and Results provided by  TISSOT



Game No: 55

Start List

Стартовый список

LTU vs FIN

Referee: KUCERA Stanislav (CZE)

Umpire: OKHRIMENKO Vladimir (RUS) / OLIVEROS HENRIQUEZ Rodrigo Miguel (CHI)

LTU - Lithuania

No.	Name	Pos	Height m / ft in	Age	Current Games Statistics						
					PPG	FG%	3FG%	FT%	RPG	APG	MPG (GP)
4	VASILIAUSKAS Sarunas	G	1.88/6'2"	24	10.3	54	50	80	1.8	3.8	19:27 (4)
5	CIZAUSKAS Vytenis	G	1.87/6'2"	20	10.3	71	57	100	3.0	4.3	16:53 (4)
6	PECIUKEVICIUS Augustas	G	1.92/6'4"	21	2.0	23	0		1.0	2.0	10:26 (3)
7	BENDZIUS Eimantas	F	2.06/6'9"	23	12.5	63	45	50	5.3	2.5	21:39 (4)
8	JUSKEVICIUS Adas	G	1.94/6'4"	24	11.3	52	47	67	2.8	3.3	23:01 (4)
9	ULANOVAS Edgaras	F	2.00/6'7"	21	0.7	25	0		1.0	1.0	8:08 (3)
10	LIPKEVICIUS Vytenis	G	1.97/6'6"	24	10.8	54	38	75	4.3	2.8	24:02 (4)
11	KUPSAS Mindaugas	C	2.16/7'1"	22	8.3	63		43	4.3	1.0	10:53 (4)
12	ORELIK Gediminas	F	2.00/6'7"	23	11.5	52	25	94	5.0	2.3	18:50 (4)
13	BUTERLEVICIUS Simas	G	2.00/6'7"	24	12.3	63	47	88	3.5	2.0	21:55 (4)
14	CEPUKAITIS Vaidas	C	2.07/6'9"	24	8.3	57	0	33	5.8	0.5	16:33 (4)
15	DRUNGILAS Adomas	G	2.05/6'9"	22	6.8	50	0	69	5.5	1.0	12:47 (4)
Team			1.99/6'6"	22.7	104.0	56	42	76	46.0	25.5	
Coach		ADOMAITIS Dainius									
Assistant Coach		GRONSKIS Arvydas									

LTU Played		
PR	NOR	94 - 71
PR	CHI	116 - 51
PR	CHN	129 - 52
PR	BRA	77 - 69
PR	FIN	12 JUL


FIN - Finland

No.	Name	Pos	Height m / ft in	Age	Current Games Statistics						
					PPG	FG%	3FG%	FT%	RPG	APG	MPG (GP)
4	NIEMI Jesse	F	1.94/6'4"	23	5.0	40	11	50	3.8	0.8	18:38 (4)
5	SANDBERG Mikael	C	2.10/6'11"	22	3.8	35	50	17	7.0	1.0	20:19 (4)
6	OJALA Matias	F	1.97/6'6"	23	3.5	38	40	50	2.5	0.5	6:08 (4)
7	NUUTINEN Matti	F	2.00/6'7"	23	0.0				0.0	0.0	0:00 (0)
8	MOLENIUS Markus	F	2.02/6'8"	21	3.8	26	22	75	3.0	0.0	13:13 (4)
9	IKAVALKO Sami	F	1.87/6'2"	23	3.0	57	60	50	1.5	0.5	9:58 (4)
10	LINDBOM Carl	F	2.06/6'9"	21	14.0	35	40	62	5.3	0.3	25:32 (4)
11	LEHTORANTA Juho	F	1.95/6'5"	24	10.0	52	48	100	4.3	2.3	21:46 (4)
12	TOIVONEN Lauri	C	2.00/6'7"	22	3.5	41		0	4.8	0.3	15:09 (4)
13	VAENERBERG Alex	F	1.82/6'0"	20	1.8	21	14	0	1.3	1.0	13:28 (4)
14	AHONEN Roope	F	1.84/6'0"	23	13.3	40	28	100	3.0	3.8	27:42 (4)
15	NIKKARINEN Antto	F	1.83/6'0"	22	10.8	39	40	60	1.8	5.3	28:04 (4)
Team			1.95/6'5"	22.3	72.3	38	35	59	41.3	15.5	

FIN Played		
PR	CHI	71 - 52
PR	BRA	65 - 75
PR	NOR	60 - 55
PR	CHN	93 - 64
PR	LTU	12 JUL

LEGEND

(1) Point Guard	(2) Shooting Guard	(3) Small Forward	(4) Power Forward	(5) Centre
(C) Captain	3FG% 3 Points Field Goals %	APG Assists per Game	C Centre	F Forward
FG% Field Goals %	FT% Free Throws %	G Guard	GP Games Played	MPG Minutes Played per Game
Pos Playing Position	PPG Points per Game	PR Preliminary Round	RPG Rebounds per Game	

Timing and Results provided by  TISSOT



Game No: 55

Results
Результаты

Attendance: 163

Match Duration: 1:34

LTU 70 vs 51 FIN
(18:7, 19:14, 17:7, 16:23)

Referee: KUCERA Stanislav (CZE) Commissioner:
Umpire: OKHRIMENKO Vladimir (RUS) / OLIVEROS HENRIQUEZ Rodrigo Miguel (CHI)

Scoring by 5 min intervals:	LTU	Q1	Q2	Q3	Q4
		9 18	22 37	47 54	60 70
	FIN	2 7	14 21	27 28	37 51

LTU - Lithuania

No.	Name	MIN	Field Goals		2 Points		3 Points		Free Throws		Rebounds			AS	TO	ST	BS	PF	FD	PTS
			M/A	%	M/A	%	M/A	%	M/A	%	OR	DR	TOT							
4	VASILIAUSKAS Sarunas	21:23	2/4	50	0/0	0	2/4	50	3/4	75	0	0	0	0	4	1	0	2	3	9
*5	CIZAUSKAS Vytenis	20:49	2/7	29	1/5	20	1/2	50	0/0	0	0	2	2	2	1	1	0	1	0	5
6	PECIUKVICIUS Augustas	10:13	1/2	50	1/1	100	0/1	0	0/0	0	0	1	1	0	2	1	0	0	2	2
7	BENDZIUS Eimantas	17:59	2/6	33	1/3	33	1/3	33	1/2	50	3	3	6	2	1	1	0	1	1	6
*8	JUSKEVICIUS Adas	20:18	1/3	33	1/2	50	0/1	0	1/2	50	3	4	7	0	3	2	0	5	1	3
9	ULANOVAS Edgaras	0:00	0/0	0	0/0	0	0/0	0	0/0	0	0	0	0	0	0	0	0	0	0	0
*10	LIPKEVICIUS Vytenis	23:26	2/6	33	2/6	33	0/0	0	0/0	0	1	3	4	3	3	0	0	2	1	4
11	KUPSAS Mindaugas	9:51	3/3	100	3/3	100	0/0	0	0/0	0	1	1	2	0	1	1	1	2	1	6
*12	ORELIK Gediminas	21:42	5/7	71	2/3	67	3/4	75	2/2	100	0	1	1	1	2	0	0	2	1	15
13	BUTERLEVICIUS Simas	23:51	0/3	0	0/1	0	0/2	0	1/2	50	0	2	2	1	0	1	0	1	2	1
*14	CEPUKAITIS Vaidas	21:30	5/6	83	5/6	83	0/0	0	4/6	67	1	7	8	1	2	0	0	2	6	14
15	DRUNGILAS Adomas	8:58	1/2	50	1/2	50	0/0	0	3/4	75	2	3	5	0	3	1	0	3	4	5
Team / Coach																				
Totals			24/49	49	17/32	53	7/17	41	15/22	68	11	29	40	10	22	9	1	21	22	70
Coach		ADOMAITIS Dainius																		
Assistant Coach		GRONSKIS Arvydas																		

FIN - Finland

No.	Name	MIN	Field Goals		2 Points		3 Points		Free Throws		Rebounds			AS	TO	ST	BS	PF	FD	PTS
			M/A	%	M/A	%	M/A	%	M/A	%	OR	DR	TOT							
4	NIEMI Jesse	20:18	1/2	50	1/1	100	0/1	0	3/4	75	1	1	2	0	1	4	0	4	2	5
*5	SANDBERG Mikael	11:29	1/4	25	1/3	33	0/1	0	0/0	0	0	1	1	1	1	1	0	5	0	2
6	OJALA Matias	10:32	1/4	25	0/2	0	1/2	50	0/0	0	0	0	0	0	0	0	0	1	1	3
7	NUUTINEN Matti	0:00	0/0	0	0/0	0	0/0	0	0/0	0	0	0	0	0	0	0	0	0	0	0
8	MOLENIUS Markus	13:02	2/4	50	0/0	0	2/4	50	0/0	0	0	1	1	0	1	0	0	3	0	6
9	IKAVALKO Sami	13:00	1/3	33	1/3	33	0/0	0	2/2	100	0	0	0	2	1	0	0	2	1	4
*10	LINDBOM Carl	25:31	2/5	40	2/5	40	0/0	0	0/0	0	0	2	2	0	2	1	0	1	4	4
*11	LEHTORANTA Juhon	19:42	2/5	40	1/1	100	1/4	25	0/0	0	2	3	5	0	1	0	0	1	1	5
12	TOIVONEN Lauri	19:26	4/7	57	4/7	57	0/0	0	0/0	0	5	1	6	0	0	0	0	0	2	8
13	VAENERBERG Alex	11:41	1/3	33	1/3	33	0/0	0	0/0	0	0	1	1	0	1	1	0	1	0	2
*14	AHONEN Roope	27:23	0/4	0	0/2	0	0/2	0	2/2	100	1	1	2	1	3	3	0	2	3	2
*15	NIKKARINEN Antto	27:56	4/15	27	3/6	50	1/9	11	1/4	25	1	1	2	2	3	4	0	2	7	10
Team / Coach																				
Totals			19/56	34	14/33	42	5/23	22	8/12	67	10	15	25	6	15	14	0	22	21	51

	LTU	FIN
Points from Turnovers	6	14
Points in the Paint	34	22
Second Chance Points	9	0
Fast Break Points	0	0
Biggest Lead	30	2
Biggest Scoring Run	9-0 (9-2)	7-0 (60-39)
Lead Changes		1
Times Tied		1

LEGEND			
%	Shooting Percentage	(C)	Captain
BS	Blocked Shots	DR	Defensive Rebounds
OR	Offensive Rebounds	OTx	Overtime
S	Suspended	ST	Steals
(I)	Injured	FD	Fouls Drawn
		PF	Fouls
		TO	Turnovers
*	Starters	M/A	Made / Attempts
		PTS	Points
		TOT	Total Rebounds
AS	Assists	MIN	Minutes Played
		Qx	Quarter Time

Timing and Results provided by TISSOT



Game No: 55

Shot Chart
Схема бросков

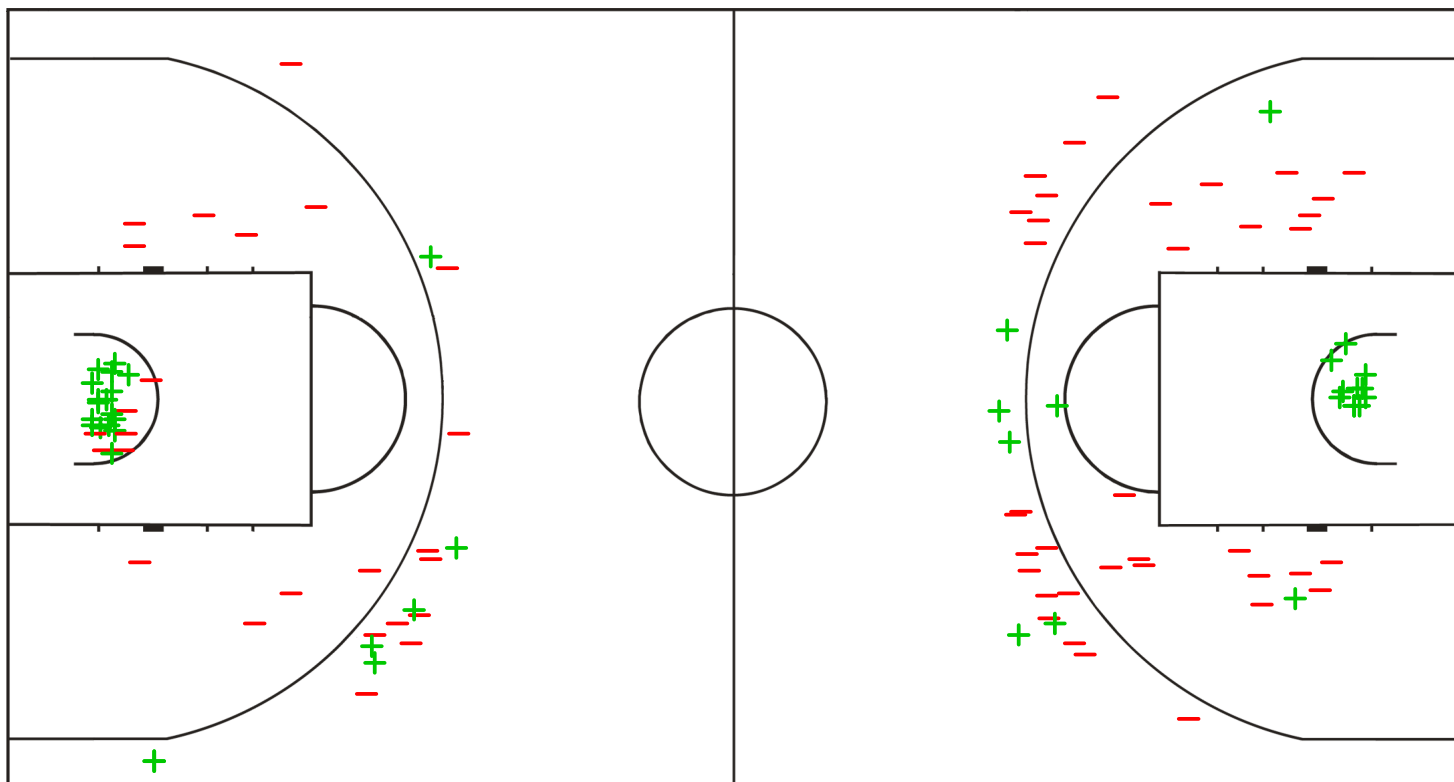
LTU 70 vs 51 FIN
(18 - 7, 19 - 14, 17 - 7, 16 - 23)

Scoring by 5 min intervals:

	Q1	Q2	Q3	Q4
LTU	9 18	22 37	47 54	60 70
FIN	2 7	14 21	27 28	37 51

LTU - Lithuania

FIN - Finland



LEGEND

+ Shot Made

- Shot Missed

Timing and Results provided by TISSOT



Game No: 55

Shot Chart
Схема бросков

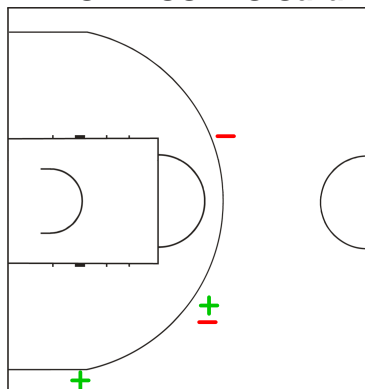
LTU 70 vs 51 FIN
(18 - 7, 19 - 14, 17 - 7, 16 - 23)

Scoring by 5 min intervals:

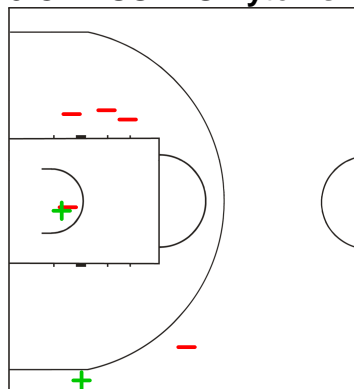
	Q1		Q2		Q3		Q4	
LTU	9	18	22	37	47	54	60	70
FIN	2	7	14	21	27	28	37	51

LTU - Lithuania

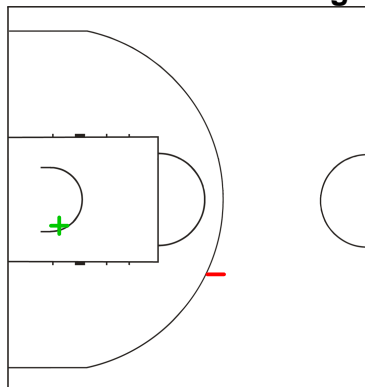
4 VASILIAUSKAS Sarunas



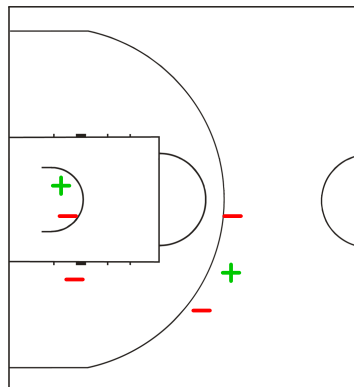
5 CIZAUSKAS Vytenis



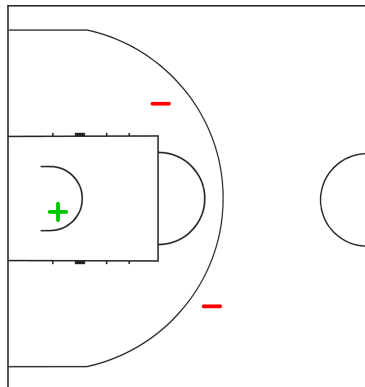
6 PECIUKEVICIUS Augustas



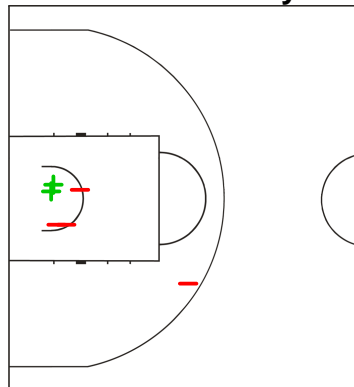
7 BENDZIUS Eimantas



8 JUSKEVICIUS Adas



10 LIPKEVICIUS Vytenis



LEGEND

+ Shot Made

-

Shot Missed

Timing and Results provided by **TISSOT**



Game No: 55

Shot Chart
Схема бросков

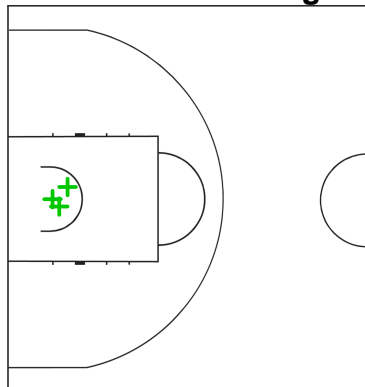
LTU 70 vs 51 FIN
(18 - 7, 19 - 14, 17 - 7, 16 - 23)

Scoring by 5 min intervals:

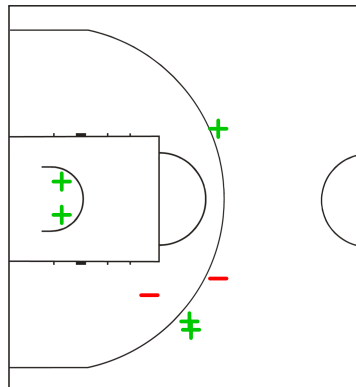
	Q1		Q2		Q3		Q4	
LTU	9	18	22	37	47	54	60	70
FIN	2	7	14	21	27	28	37	51

LTU - Lithuania

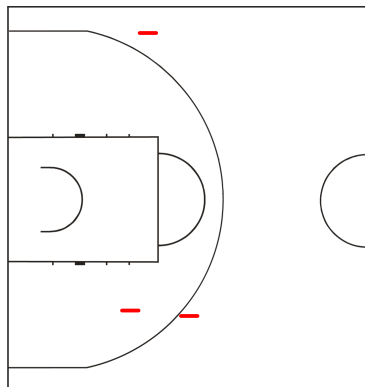
11 KUPSAS Mindaugas



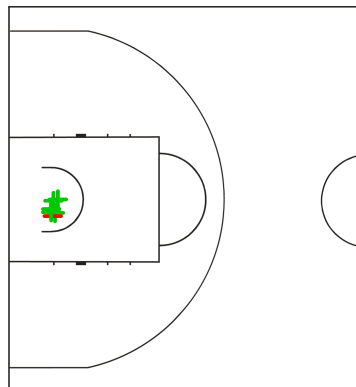
12 ORELIK Gediminas



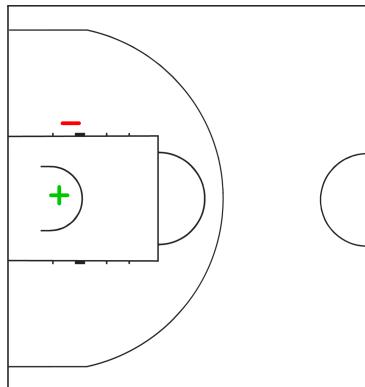
13 BUTERLEVICIUS Simas



14 CEPUKAITIS Vaidas



15 DRUNGILAS Adomas



LEGEND

+ Shot Made

-

Shot Missed

Timing and Results provided by **TISSOT**



Game No: 55

Shot Chart
Схема бросков

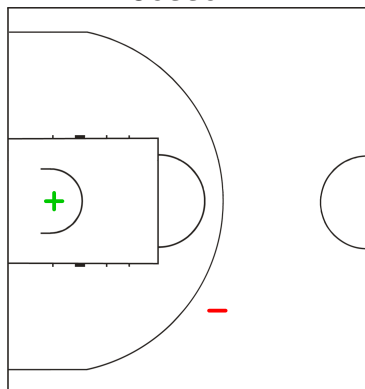
LTU 70 vs 51 FIN
(18 - 7, 19 - 14, 17 - 7, 16 - 23)

Scoring by 5 min intervals:

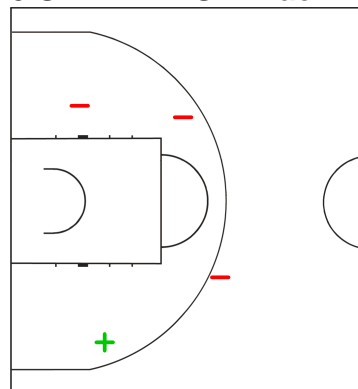
	Q1		Q2		Q3		Q4	
LTU	9	18	22	37	47	54	60	70
FIN	2	7	14	21	27	28	37	51

FIN - Finland

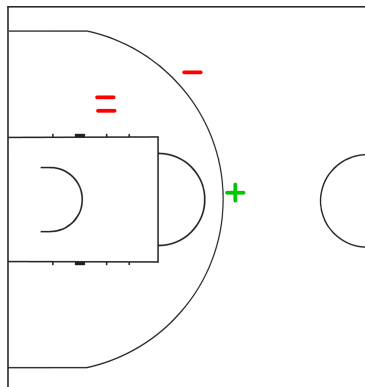
4 NIEMI Jesse



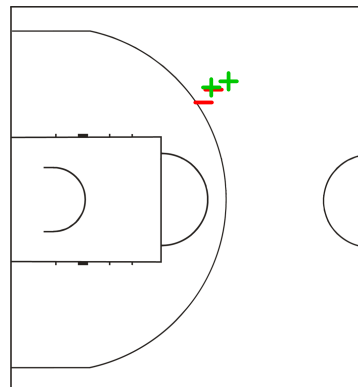
5 SANDBERG Mikael



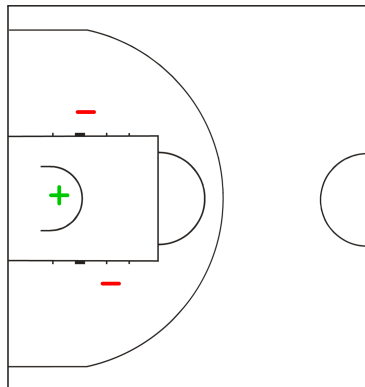
6 OJALA Matias



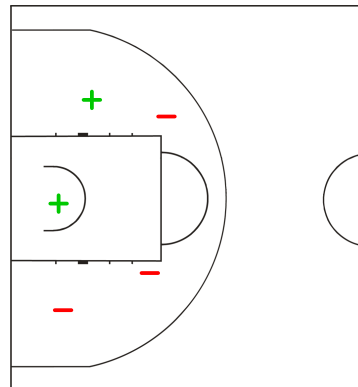
8 MOLENIUS Markus



9 IKAVALKO Sami



10 LINDBOM Carl



LEGEND

+ Shot Made

-

Shot Missed

Timing and Results provided by **TISSOT**



Game No: 55

Shot Chart
Схема бросков

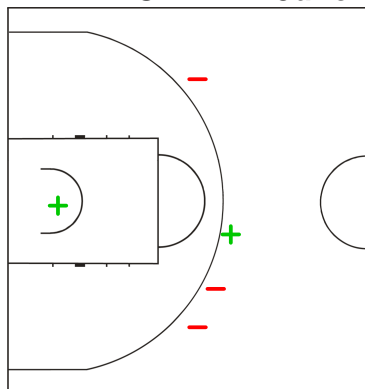
LTU 70 vs 51 FIN
(18 - 7, 19 - 14, 17 - 7, 16 - 23)

Scoring by 5 min intervals:

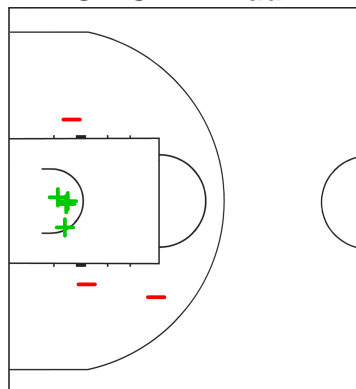
	Q1		Q2		Q3		Q4	
LTU	9	18	22	37	47	54	60	70
FIN	2	7	14	21	27	28	37	51

FIN - Finland

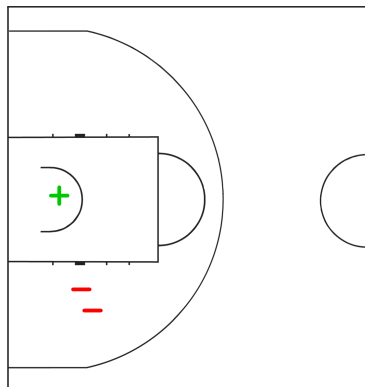
11 LEHTORANTA Juhu



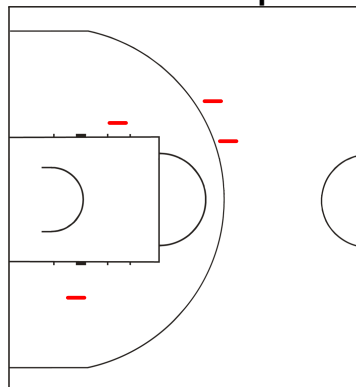
12 TOIVONEN Lauri



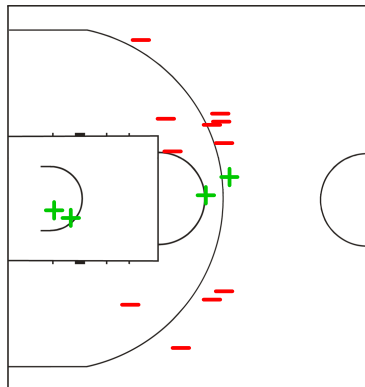
13 VAENERBERG Alex



14 AHONEN Roope



15 NIKKARINEN Antto



LEGEND

+ Shot Made

-

Shot Missed

Timing and Results provided by **TISSOT**



Game No: 55

Lineup Analysis

Анализ

LTU 70 vs 51 FIN

LTU

Lineup efficiency

5	CIZAUSKAS V	8	JUSKEVICIUS A	10	LIPKEVICIUS V	12	ORELIK G	14	CEPUKAITIS V	9:35
4	VASILIAUSKAS S	6	PECIUKEVICIUS A	7	BENDZIUS E	13	BUTERLEVICIUS S	15	DRUNGILAS A	4:28
4	VASILIAUSKAS S	5	CIZAUSKAS V	8	JUSKEVICIUS A	12	ORELIK G	14	CEPUKAITIS V	3:47
4	VASILIAUSKAS S	7	BENDZIUS E	10	LIPKEVICIUS V	13	BUTERLEVICIUS S	15	DRUNGILAS A	3:13
5	CIZAUSKAS V	10	LIPKEVICIUS V	12	ORELIK G	13	BUTERLEVICIUS S	14	CEPUKAITIS V	2:32
5	CIZAUSKAS V	7	BENDZIUS E	10	LIPKEVICIUS V	11	KUPSAS M	13	BUTERLEVICIUS S	2:08
4	VASILIAUSKAS S	6	PECIUKEVICIUS A	7	BENDZIUS E	11	KUPSAS M	13	BUTERLEVICIUS S	1:56
4	VASILIAUSKAS S	7	BENDZIUS E	8	JUSKEVICIUS A	11	KUPSAS M	13	BUTERLEVICIUS S	1:43
6	PECIUKEVICIUS A	10	LIPKEVICIUS V	12	ORELIK G	13	BUTERLEVICIUS S	14	CEPUKAITIS V	1:35
4	VASILIAUSKAS S	10	LIPKEVICIUS V	12	ORELIK G	13	BUTERLEVICIUS S	14	CEPUKAITIS V	1:24
4	VASILIAUSKAS S	7	BENDZIUS E	8	JUSKEVICIUS A	13	BUTERLEVICIUS S	15	DRUNGILAS A	1:15
4	VASILIAUSKAS S	6	PECIUKEVICIUS A	7	BENDZIUS E	10	LIPKEVICIUS V	11	KUPSAS M	1:14
4	VASILIAUSKAS S	8	JUSKEVICIUS A	12	ORELIK G	13	BUTERLEVICIUS S	14	CEPUKAITIS V	1:09
5	CIZAUSKAS V	7	BENDZIUS E	8	JUSKEVICIUS A	11	KUPSAS M	13	BUTERLEVICIUS S	1:05
5	CIZAUSKAS V	8	JUSKEVICIUS A	12	ORELIK G	13	BUTERLEVICIUS S	14	CEPUKAITIS V	0:57
4	VASILIAUSKAS S	6	PECIUKEVICIUS A	10	LIPKEVICIUS V	11	KUPSAS M	12	ORELIK G	0:41
5	CIZAUSKAS V	7	BENDZIUS E	8	JUSKEVICIUS A	10	LIPKEVICIUS V	11	KUPSAS M	0:33
4	VASILIAUSKAS S	6	PECIUKEVICIUS A	10	LIPKEVICIUS V	11	KUPSAS M	14	CEPUKAITIS V	0:19
4	VASILIAUSKAS S	7	BENDZIUS E	10	LIPKEVICIUS V	11	KUPSAS M	13	BUTERLEVICIUS S	0:12
5	CIZAUSKAS V	7	BENDZIUS E	8	JUSKEVICIUS A	13	BUTERLEVICIUS S	14	CEPUKAITIS V	0:12
4	VASILIAUSKAS S	8	JUSKEVICIUS A	12	ORELIK G	13	BUTERLEVICIUS S	15	DRUNGILAS A	0:02

Score development

4	VASILIAUSKAS S	5	CIZAUSKAS V	8	JUSKEVICIUS A	12	ORELIK G	14	CEPUKAITIS V	3:47	+8
5	CIZAUSKAS V	8	JUSKEVICIUS A	10	LIPKEVICIUS V	12	ORELIK G	14	CEPUKAITIS V	9:35	+8
4	VASILIAUSKAS S	10	LIPKEVICIUS V	12	ORELIK G	13	BUTERLEVICIUS S	14	CEPUKAITIS V	1:24	+4
4	VASILIAUSKAS S	6	PECIUKEVICIUS A	7	BENDZIUS E	13	BUTERLEVICIUS S	15	DRUNGILAS A	4:28	+3
4	VASILIAUSKAS S	7	BENDZIUS E	10	LIPKEVICIUS V	11	KUPSAS M	13	BUTERLEVICIUS S	0:12	+2
4	VASILIAUSKAS S	7	BENDZIUS E	8	JUSKEVICIUS A	13	BUTERLEVICIUS S	15	DRUNGILAS A	1:15	+2
4	VASILIAUSKAS S	7	BENDZIUS E	8	JUSKEVICIUS A	11	KUPSAS M	13	BUTERLEVICIUS S	1:43	+2
4	VASILIAUSKAS S	8	JUSKEVICIUS A	12	ORELIK G	13	BUTERLEVICIUS S	15	DRUNGILAS A	0:02	0
5	CIZAUSKAS V	7	BENDZIUS E	8	JUSKEVICIUS A	13	BUTERLEVICIUS S	14	CEPUKAITIS V	0:12	0
4	VASILIAUSKAS S	6	PECIUKEVICIUS A	10	LIPKEVICIUS V	11	KUPSAS M	14	CEPUKAITIS V	0:19	0
5	CIZAUSKAS V	7	BENDZIUS E	8	JUSKEVICIUS A	10	LIPKEVICIUS V	11	KUPSAS M	0:33	0
4	VASILIAUSKAS S	6	PECIUKEVICIUS A	10	LIPKEVICIUS V	11	KUPSAS M	12	ORELIK G	0:41	0
5	CIZAUSKAS V	8	JUSKEVICIUS A	12	ORELIK G	13	BUTERLEVICIUS S	14	CEPUKAITIS V	0:57	0
5	CIZAUSKAS V	7	BENDZIUS E	8	JUSKEVICIUS A	11	KUPSAS M	13	BUTERLEVICIUS S	1:05	0
4	VASILIAUSKAS S	8	JUSKEVICIUS A	12	ORELIK G	13	BUTERLEVICIUS S	14	CEPUKAITIS V	1:09	-1
4	VASILIAUSKAS S	6	PECIUKEVICIUS A	7	BENDZIUS E	11	KUPSAS M	13	BUTERLEVICIUS S	1:56	0
5	CIZAUSKAS V	7	BENDZIUS E	10	LIPKEVICIUS V	11	KUPSAS M	13	BUTERLEVICIUS S	2:08	0
5	CIZAUSKAS V	10	LIPKEVICIUS V	12	ORELIK G	13	BUTERLEVICIUS S	14	CEPUKAITIS V	2:32	-1
4	VASILIAUSKAS S	7	BENDZIUS E	10	LIPKEVICIUS V	13	BUTERLEVICIUS S	15	DRUNGILAS A	3:13	0
6	PECIUKEVICIUS A	10	LIPKEVICIUS V	12	ORELIK G	13	BUTERLEVICIUS S	14	CEPUKAITIS V	1:35	-3
4	VASILIAUSKAS S	6	PECIUKEVICIUS A	7	BENDZIUS E	10	LIPKEVICIUS V	11	KUPSAS M	1:14	-5



Game No: 55

Lineup Analysis

Анализ

FIN

Lineup efficiency

10	LINDBOM C	11	LEHTORANTA J	12	TOIVONEN L	14	AHONEN R	15	NIKKARINEN A	3:55
6	OJALA M	9	IKAVALKO S	11	LEHTORANTA J	12	TOIVONEN L	14	AHONEN R	3:39
5	SANDBERG M	9	IKAVALKO S	10	LINDBOM C	11	LEHTORANTA J	14	AHONEN R	3:26
5	SANDBERG M	10	LINDBOM C	11	LEHTORANTA J	14	AHONEN R	15	NIKKARINEN A	3:17
4	NIEMI J	10	LINDBOM C	12	TOIVONEN L	14	AHONEN R	15	NIKKARINEN A	2:48
4	NIEMI J	8	MOLENIUS M	12	TOIVONEN L	13	VAENERBERG A	15	NIKKARINEN A	2:21
4	NIEMI J	8	MOLENIUS M	9	IKAVALKO S	10	LINDBOM C	15	NIKKARINEN A	2:08
4	NIEMI J	8	MOLENIUS M	10	LINDBOM C	13	VAENERBERG A	15	NIKKARINEN A	2:00
5	SANDBERG M	10	LINDBOM C	11	LEHTORANTA J	13	VAENERBERG A	14	AHONEN R	1:56
4	NIEMI J	6	OJALA M	10	LINDBOM C	14	AHONEN R	15	NIKKARINEN A	1:52
4	NIEMI J	8	MOLENIUS M	12	TOIVONEN L	13	VAENERBERG A	14	AHONEN R	1:37
8	MOLENIUS M	11	LEHTORANTA J	12	TOIVONEN L	13	VAENERBERG A	15	NIKKARINEN A	1:20
6	OJALA M	9	IKAVALKO S	11	LEHTORANTA J	12	TOIVONEN L	15	NIKKARINEN A	1:19
4	NIEMI J	6	OJALA M	9	IKAVALKO S	10	LINDBOM C	15	NIKKARINEN A	1:14
4	NIEMI J	6	OJALA M	12	TOIVONEN L	14	AHONEN R	15	NIKKARINEN A	1:09
4	NIEMI J	5	SANDBERG M	10	LINDBOM C	14	AHONEN R	15	NIKKARINEN A	1:04
4	NIEMI J	6	OJALA M	10	LINDBOM C	13	VAENERBERG A	15	NIKKARINEN A	1:00
4	NIEMI J	5	SANDBERG M	8	MOLENIUS M	13	VAENERBERG A	15	NIKKARINEN A	0:56
4	NIEMI J	8	MOLENIUS M	9	IKAVALKO S	12	TOIVONEN L	14	AHONEN R	0:55
4	NIEMI J	8	MOLENIUS M	10	LINDBOM C	14	AHONEN R	15	NIKKARINEN A	0:51
5	SANDBERG M	8	MOLENIUS M	11	LEHTORANTA J	13	VAENERBERG A	14	AHONEN R	0:31
4	NIEMI J	8	MOLENIUS M	12	TOIVONEN L	14	AHONEN R	15	NIKKARINEN A	0:23
5	SANDBERG M	6	OJALA M	9	IKAVALKO S	11	LEHTORANTA J	15	NIKKARINEN A	0:19

Score development

4	NIEMI J	6	OJALA M	9	IKAVALKO S	10	LINDBOM C	15	NIKKARINEN A	1:14	+5
4	NIEMI J	5	SANDBERG M	10	LINDBOM C	14	AHONEN R	15	NIKKARINEN A	1:04	+3
5	SANDBERG M	9	IKAVALKO S	10	LINDBOM C	11	LEHTORANTA J	14	AHONEN R	3:26	+3
4	NIEMI J	8	MOLENIUS M	12	TOIVONEN L	13	VAENERBERG A	15	NIKKARINEN A	2:21	+2
4	NIEMI J	8	MOLENIUS M	12	TOIVONEN L	13	VAENERBERG A	14	AHONEN R	1:37	+1
5	SANDBERG M	6	OJALA M	9	IKAVALKO S	11	LEHTORANTA J	15	NIKKARINEN A	0:19	0
5	SANDBERG M	8	MOLENIUS M	11	LEHTORANTA J	13	VAENERBERG A	14	AHONEN R	0:31	0
4	NIEMI J	8	MOLENIUS M	9	IKAVALKO S	12	TOIVONEN L	14	AHONEN R	0:55	0
4	NIEMI J	5	SANDBERG M	8	MOLENIUS M	13	VAENERBERG A	15	NIKKARINEN A	0:56	0
4	NIEMI J	6	OJALA M	10	LINDBOM C	13	VAENERBERG A	15	NIKKARINEN A	1:00	0
4	NIEMI J	6	OJALA M	12	TOIVONEN L	14	AHONEN R	15	NIKKARINEN A	1:09	0
6	OJALA M	9	IKAVALKO S	11	LEHTORANTA J	12	TOIVONEN L	15	NIKKARINEN A	1:19	0
8	MOLENIUS M	11	LEHTORANTA J	12	TOIVONEN L	13	VAENERBERG A	15	NIKKARINEN A	1:20	-1
4	NIEMI J	8	MOLENIUS M	10	LINDBOM C	13	VAENERBERG A	15	NIKKARINEN A	2:00	0
4	NIEMI J	8	MOLENIUS M	9	IKAVALKO S	10	LINDBOM C	15	NIKKARINEN A	2:08	-1
4	NIEMI J	8	MOLENIUS M	12	TOIVONEN L	14	AHONEN R	15	NIKKARINEN A	0:23	-2
6	OJALA M	9	IKAVALKO S	11	LEHTORANTA J	12	TOIVONEN L	14	AHONEN R	3:39	-2
4	NIEMI J	8	MOLENIUS M	10	LINDBOM C	14	AHONEN R	15	NIKKARINEN A	0:51	-3
10	LINDBOM C	11	LEHTORANTA J	12	TOIVONEN L	14	AHONEN R	15	NIKKARINEN A	3:55	-3
5	SANDBERG M	10	LINDBOM C	11	LEHTORANTA J	13	VAENERBERG A	14	AHONEN R	1:56	-4
5	SANDBERG M	10	LINDBOM C	11	LEHTORANTA J	14	AHONEN R	15	NIKKARINEN A	3:17	-4
4	NIEMI J	10	LINDBOM C	12	TOIVONEN L	14	AHONEN R	15	NIKKARINEN A	2:48	-5
4	NIEMI J	6	OJALA M	10	LINDBOM C	14	AHONEN R	15	NIKKARINEN A	1:52	-8

LEGEND

+ Shot Made - Shot Missed

Timing and Results provided by  TISSOT



Game No: 59

Start List

Стартовый список

CHN vs CHI

Referee: PEDIEV Volodymyr (UKR)

Umpire: BELIAKOV Sergei (RUS) / MATSUMOTO Kihamu (JPN)

CHN - China

No.	Name	Pos	Height m / ft in	Age	Current Games Statistics						
					PPG	FG%	3FG%	FT%	RPG	APG	MPG (GP)
5	LIU Zihao	G	1.83/6'0"	21	10.5	40	18	58	4.3	2.0	31:12 (4)
6	WEN Hao	G	1.93/6'4"	22	1.5	11	0	100	1.3	1.3	11:38 (4)
7	CUI Jinming	F	1.93/6'4"	21	11.8	48	14	62	3.0	1.8	32:18 (4)
8	LI Zhigang	C	2.00/6'7"	21	2.5	57	50	50	2.0	0.8	9:34 (4)
9	GAO Xiangnan	F	1.90/6'3"	23	4.8	35	100	67	2.3	0.8	14:11 (4)
10	XIAO Jian	F	2.04/6'8"	18	0.0	0	0	0	0.3	0.0	10:21 (4)
11	LIU Lian	F	2.01/6'7"	22	9.3	39	33	100	3.0	0.8	23:20 (4)
12	SUN Hefeng	C	2.05/6'9"	20	5.3	53		63	1.3	0.3	11:14 (4)
13	ZHANG Hangi	C	2.05/6'9"	22	4.5	58		40	2.3	0.3	15:34 (4)
14	DAI Huaibo	F	2.09/6'10"	19	8.5	29	10	61	5.0	0.0	22:51 (4)
15	WEI Meng	C	2.10/6'11"	23	5.3	44		70	3.3	0.0	17:42 (4)
Team			1.99/6'6"	21.1	63.8	40	22	61	32.3	7.8	
Coach		ZHOU Dianxue									
Assistant Coach		DU Chenglin									

CHN Played		
PR	BRA	65 - 107
PR	NOR	74 - 106
PR	LTU	52 - 129
PR	FIN	64 - 93
PR	CHI	12 JUL

CHI - Chile

No.	Name	Pos	Height m / ft in	Age	Current Games Statistics						
					PPG	FG%	3FG%	FT%	RPG	APG	MPG (GP)
4	ALVAREZ Tomas	C	1.85/6'1"	23	10.5	38	30	63	2.8	2.3	29:43 (4)
5	NEHRING Jonathan	C	1.95/6'5"	24	0.0				0.0	0.0	0:00 (0)
6	ITURRIAGA Cristian	F	/	24	1.8	12	10	100	1.5	0.3	12:38 (4)
7	ZEPEDA Felipe	F	1.87/6'2"	21	0.0	0			0.0	0.0	2:48 (2)
8	SANINO Gabriel	F	2.01/6'7"	21	2.3	33	33		2.3	0.0	13:17 (3)
9	IRRIBARRA Jonathan	G	1.76/5'9"	22	4.0	21	18	67	3.0	1.5	21:11 (4)
10	ARTEAGA Rolando	C	1.77/5'10"	21	3.0	29	25	50	1.5	0.5	13:26 (4)
11	AGUIRRE Diego	F	1.98/6'6"	21	4.0	25	33		3.5	0.0	21:48 (4)
12	COTRONEO Rocco	C	1.90/6'3"	23	3.7	50		50	4.0	0.3	20:27 (3)
13	BUSTAMANTE Camilo	F	1.87/6'2"	24	4.8	22	10	86	2.3	1.5	22:35 (4)
14	LEDEZMA Osven	F	2.02/6'8"	23	12.8	43	0	53	6.3	1.8	34:20 (4)
15	PENA Francisco	G	2.06/6'9"	24	2.5	29	20	50	1.8	0.3	17:34 (4)
Team			1.91/6'3"	22.6	47.8	31	22	63	31.3	8.3	
Coach		RIERA Alfredo									
Assistant Coach		ORTEGA LANDERO Juan Pablo									

CHI Played		
PR	FIN	52 - 71
PR	LTU	51 - 116
PR	BRA	40 - 106
PR	NOR	48 - 62
PR	CHN	12 JUL

LEGEND

(1)	Point Guard	(2)	Shooting Guard	(3)	Small Forward	(4)	Power Forward	(5)	Centre
(C)	Captain	3FG%	3 Points Field Goals %	APG	Assists per Game	C	Centre	F	Forward
FG%	Field Goals %	FT%	Free Throws %	G	Guard	GP	Games Played	MPG	Minutes Played per Game
Pos	Playing Position	PPG	Points per Game	PR	Preliminary Round	RPG	Rebounds per Game		

Timing and Data Handling by Tissot



Game No: 59

Results

Результаты

Attendance: 106

Match Duration: 1:37

CHN 94 vs 75 CHI

(34:19, 19:23, 24:19, 17:14)

Referee: PEDIEV Volodymyr (UKR)

Commissioner:

Umpire: BELIAKOV Sergei (RUS) / MATSUMOTO Kihamu (JPN)

Scoring by 5 min intervals:	CHN	Q1		Q2		Q3		Q4	
		16	34	39	53	62	77	81	94
	CHI	12	19	27	42	51	61	69	75

CHN - China

No.	Name	MIN	Field Goals		2 Points		3 Points		Free Throws		Rebounds			AS	TO	ST	BS	PF	FD	PTS
			M/A	%	M/A	%	M/A	%	M/A	%	OR	DR	TOT							
*5	LIU Zihao	35:04	3/10	30	2/4	50	1/6	17	1/4	25	0	1	1	10	0	0	0	1	4	8
6	WEN Hao	0:00	0/0	0	0/0	0	0/0	0	0/0	0	0	0	0	0	0	0	0	0	0	0
*7	CUI Jinming	27:22	7/11	64	7/10	70	0/1	0	0/0	0	2	4	6	1	2	1	0	3	2	14
8	LI Zhigang	21:05	3/6	50	2/4	50	1/2	50	9/12	75	3	5	8	2	2	1	0	0	9	16
9	GAO Xiangnan	17:34	1/4	25	1/4	25	0/0	0	1/1	100	1	1	2	2	0	1	0	1	1	3
10	XIAO Jian	0:00	0/0	0	0/0	0	0/0	0	0/0	0	0	0	0	0	0	0	0	0	0	0
*11	LIU Lian	40:00	12/18	67	6/9	67	6/9	67	0/0	0	2	5	7	3	6	2	0	1	1	30
12	SUN Hefeng	6:26	0/1	0	0/1	0	0/0	0	1/2	50	1	1	2	0	1	0	1	1	1	1
13	ZHANG Hanqi	15:27	5/7	71	5/7	71	0/0	0	2/3	67	0	2	2	0	1	0	5	1	2	12
*14	DAI Huaibo	14:56	2/6	33	2/5	40	0/1	0	0/0	0	4	2	6	2	1	0	0	0	0	4
*15	WEI Meng	22:06	3/6	50	3/6	50	0/0	0	0/0	0	0	8	8	2	1	1	0	5	2	6
Team / Coach											1	2	3		0					
Totals			36/69	52	28/50	56	8/19	42	14/22	64	14	31	45	22	14	6	6	13	22	94
Coach		ZHOU Dianxue																		
Assistant Coach		DU Chenglin																		

CHI - Chile

No.	Name	MIN	Field Goals		2 Points		3 Points		Free Throws		Rebounds			AS	TO	ST	BS	PF	FD	PTS
			M/A	%	M/A	%	M/A	%	M/A	%	OR	DR	TOT							
*4	ALVAREZ Tomas	34:08	5/10	50	2/5	40	3/5	60	2/2	100	0	1	1	1	0	3	0	4	3	15
5	NEHRING Jonathan	0:00	0/0	0	0/0	0	0/0	0	0/0	0	0	0	0	0	0	0	0	0	0	0
6	ITURRIAGA Cristian	20:47	1/8	13	0/4	0	1/4	25	4/4	100	1	3	4	3	0	0	0	3	2	7
7	ZEPEDA Felipe	0:00	0/0	0	0/0	0	0/0	0	0/0	0	0	0	0	0	0	0	0	0	0	0
8	SANINO Gabriel	5:52	1/5	20	1/2	50	0/3	0	0/0	0	0	1	1	1	1	2	0	0	0	2
9	IRRIBARRA Jonathan	3:38	0/0	0	0/0	0	0/0	0	0/0	0	0	1	1	1	0	1	0	1	1	0
10	ARTEAGA Rolando	14:06	2/7	29	1/1	100	1/6	17	0/0	0	1	0	1	2	0	0	0	1	0	5
11	AGUIRRE Diego	19:01	1/3	33	1/3	33	0/0	0	0/0	0	0	3	3	2	0	0	0	3	0	2
*12	COTRONEO Rocco	19:34	3/9	33	3/9	33	0/0	0	2/2	100	3	2	5	0	3	0	0	2	3	8
*13	BUSTAMANTE Camilo	29:35	2/8	25	0/2	0	2/6	33	0/0	0	0	2	2	5	3	1	0	3	0	6
*14	LEDEZMA Osven	33:51	9/15	60	9/15	60	0/0	0	3/4	75	7	10	17	3	6	0	2	4	4	21
*15	PENA Francisco	19:28	4/12	33	3/7	43	1/5	20	0/0	0	3	1	4	2	0	0	0	1	0	9
Team / Coach											3	0	3		0					
Totals			28/77	36	20/48	42	8/29	28	11/12	92	18	24	42	20	13	7	2	22	13	75
Coach		RIERA Alfredo																		
Assistant Coach		ORTEGA LANDERO Juan Pablo																		

	CHN	CHI
Points from Turnovers	14	8
Points in the Paint	54	30
Second Chance Points	19	10
Fast Break Points	10	4

	CHN	CHI
Biggest Lead	23	5
Biggest Scoring Run	10-0 (19-12)	8-0 (34-25)
Lead Changes		1
Times Tied		3

LEGEND			
%	Shooting Percentage	(C)	Captain
BS	Blocked Shots	DR	Defensive Rebounds
OR	Offensive Rebounds	OTx	Overtime
S	Suspended	ST	Steals
(I)	Injured	FD	Fouls Drawn
*	Starters	PF	Fouls
M/A	Made / Attempts	TO	Turnovers
PTS	Points	TOT	Total Rebounds
AS	Assists		
MIN	Minutes Played		
Qx	Quarter Time		

Timing and Data Handling by Tissot



Game No: 59

Shot Chart

Схема бросков

CHN 94 vs 75 CHI

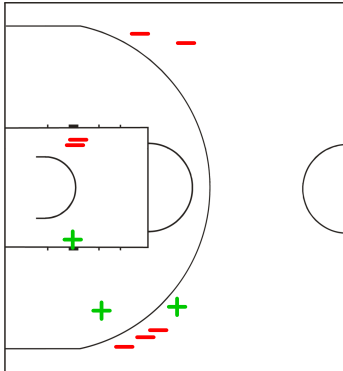
(34 - 19, 19 - 23, 24 - 19, 17 - 14)

Scoring by 5 min intervals:

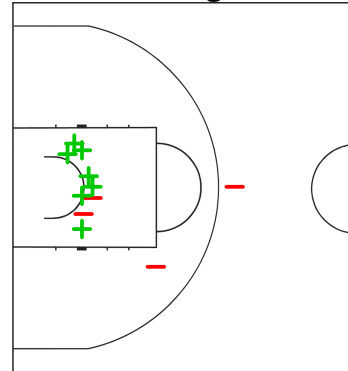
	Q1		Q2		Q3		Q4	
CHN	16	34	39	53	62	77	81	94
CHI	12	19	27	42	51	61	69	75

CHN - China

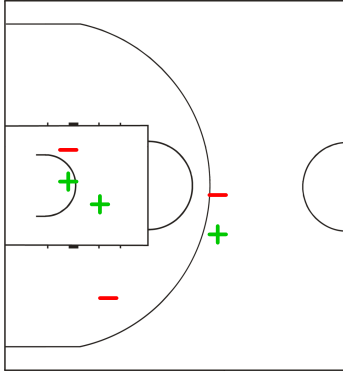
5 LIU Zihao



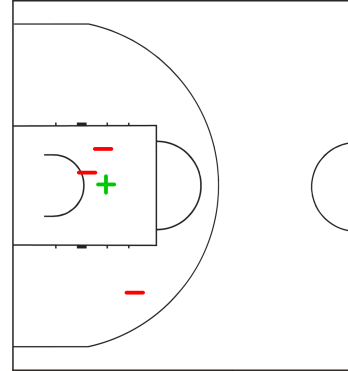
7 CUI Jinming



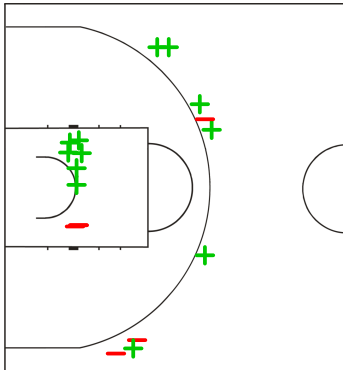
8 LI Zhigang



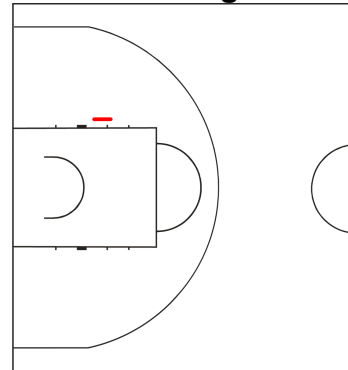
9 GAO Xiangnan



11 LIU Lian



12 SUN Hefeng



LEGEND

+ Shot Made

- Shot Missed

Timing and Data Handling by Tissot



Game No: 59

Shot Chart

Схема бросков

CHN 94 vs 75 CHI

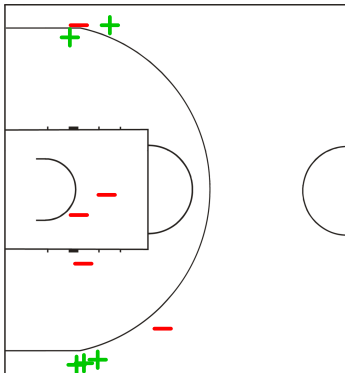
(34 - 19, 19 - 23, 24 - 19, 17 - 14)

Scoring by 5 min intervals:

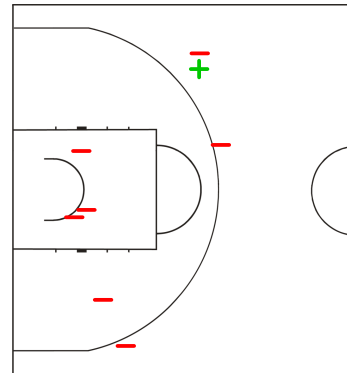
	Q1		Q2		Q3		Q4	
CHN	16	34	39	53	62	77	81	94
CHI	12	19	27	42	51	61	69	75

CHI - Chile

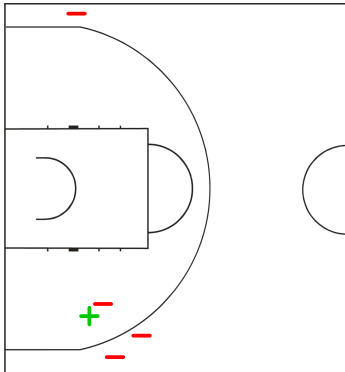
4 ALVAREZ Tomas



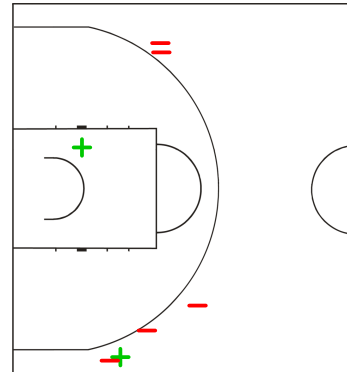
6 ITURRIAGA Cristian



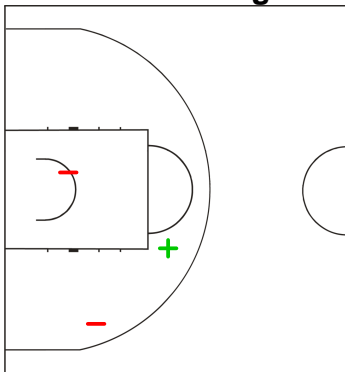
8 SANINO Gabriel



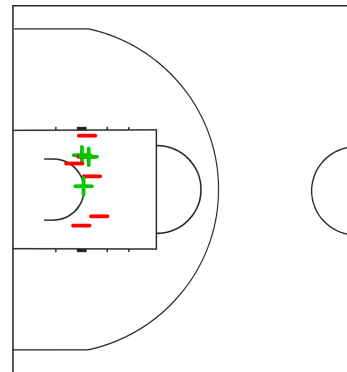
10 ARTEAGA Rolando



11 AGUIRRE Diego



12 COTRONEO Rocco



LEGEND

+ Shot Made

-

Shot Missed

Timing and Data Handling by Tissot



Game No: 59

Shot Chart

Схема бросков

CHN 94 vs 75 CHI

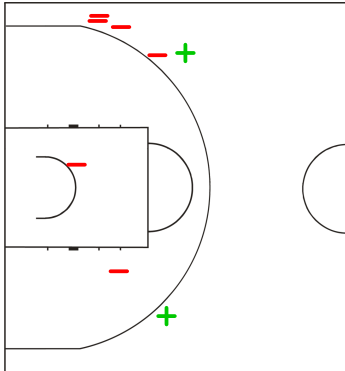
(34 - 19, 19 - 23, 24 - 19, 17 - 14)

Scoring by 5 min intervals:

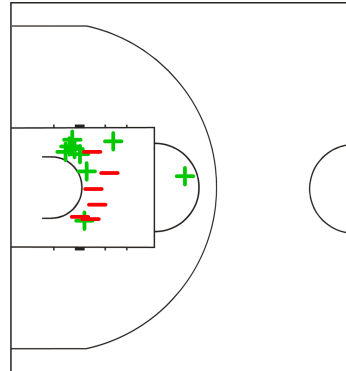
	Q1		Q2		Q3		Q4	
CHN	16	34	39	53	62	77	81	94
CHI	12	19	27	42	51	61	69	75

CHI - Chile

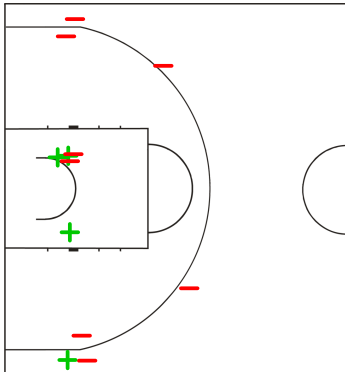
13 BUSTAMANTE Camilo



14 LEDEZMA Osven



15 PENA Francisco



LEGEND

+ Shot Made

-

Shot Missed

Timing and Data Handling by Tissot



Game No: 59

Lineup Analysis

Анализ

CHN 94 vs 75 CHI

CHN

Lineup efficiency

5 LIU Z	7 CUI J	11 LIU L	14 DAI H	15 WEI M	10:00
5 LIU Z	8 LI Z	9 GAO X	11 LIU L	13 ZHANG H	7:25
5 LIU Z	7 CUI J	8 LI Z	11 LIU L	15 WEI M	7:08
7 CUI J	9 GAO X	11 LIU L	13 ZHANG H	14 DAI H	4:03
5 LIU Z	7 CUI J	8 LI Z	11 LIU L	12 SUN H	3:38
5 LIU Z	8 LI Z	9 GAO X	11 LIU L	15 WEI M	2:54
5 LIU Z	9 GAO X	11 LIU L	12 SUN H	13 ZHANG H	2:19
5 LIU Z	7 CUI J	11 LIU L	13 ZHANG H	15 WEI M	1:40
7 CUI J	9 GAO X	11 LIU L	12 SUN H	14 DAI H	0:29
7 CUI J	9 GAO X	11 LIU L	14 DAI H	15 WEI M	0:24

Score development

5 LIU Z	7 CUI J	11 LIU L	14 DAI H	15 WEI M	10:00	+15
7 CUI J	9 GAO X	11 LIU L	13 ZHANG H	14 DAI H	4:03	+9
5 LIU Z	8 LI Z	9 GAO X	11 LIU L	15 WEI M	2:54	+5
5 LIU Z	8 LI Z	9 GAO X	11 LIU L	13 ZHANG H	7:25	+1
7 CUI J	9 GAO X	11 LIU L	14 DAI H	15 WEI M	0:24	0
5 LIU Z	7 CUI J	8 LI Z	11 LIU L	12 SUN H	3:38	-1
7 CUI J	9 GAO X	11 LIU L	12 SUN H	14 DAI H	0:29	-2
5 LIU Z	9 GAO X	11 LIU L	12 SUN H	13 ZHANG H	2:19	-2
5 LIU Z	7 CUI J	8 LI Z	11 LIU L	15 WEI M	7:08	-2
5 LIU Z	7 CUI J	11 LIU L	13 ZHANG H	15 WEI M	1:40	-4



Game No: 60

Start List

Стартовый список

BRA vs NOR

Referee: VETROV Evgeny (RUS)

Umpire: VECHERSKIS Mindaugas (LTU) / ALBLOUSHI Hussain (UAE)

BRA - Brazil

No.	Name	Pos	Height m / ft in	Age	Current Games Statistics						
					PPG	FG%	3FG%	FT%	RPG	APG	MPG (GP)
4	FELICIO Cristiano	C	2.08/6'10"	21	17.5	73		67	6.8	0.8	21:53 (4)
5	MARIANO Lucas	F	2.05/6'9"	19	8.0	52	20	63	3.0	0.5	21:23 (4)
6	ALVES MAIA Rafael	F	2.01/6'7"	21	5.3	77		13	6.0	0.8	14:09 (4)
7	GONCALVES Isaac	G	1.94/6'4"	23	4.8	50	50	100	2.3	0.5	12:01 (4)
8	SILVA Andre	PF	2.00/6'7"	22	5.8	50	33	78	3.3	0.8	18:04 (4)
9	DEODATO Guilherme	SG	1.92/6'4"	22	8.8	43	28	100	3.3	2.3	18:23 (4)
10	MEINDL Leonardo	SG	1.97/6'6"	20	10.5	49	33	50	5.8	1.0	18:07 (4)
11	DALLA BARBA Matheus	G	1.98/6'6"	22	7.5	50	43	67	2.0	0.3	15:47 (4)
12	BERNARDI Joao	PF	1.97/6'6"	23	11.3	76	57	90	3.8	1.0	17:57 (4)
13	CORAZZA NETO Elio	PG	1.91/6'3"	23	4.0	26	22	67	1.8	5.5	14:49 (4)
14	CAMPOS Jefferson	PG	1.85/6'1"	22	3.5	27	33		1.5	4.5	10:30 (2)
15	CHAIA George	PG	1.86/6'1"	22	4.3	17	9	86	3.8	6.0	22:08 (4)
Team			1.96/6'5"	21.7	89.3	53	31	71	44.5	21.5	
Coach		SANTOS NETO Jose Alves									
Assistant Coach		DE CONTI Gustavo Antonio									

BRA Played		
PR	CHN	107 - 65
PR	FIN	75 - 65
PR	CHI	106 - 40
PR	LTU	69 - 77
PR	NOR	12 JUL

NOR - Norway

No.	Name	Pos	Height m / ft in	Age	Current Games Statistics						
					PPG	FG%	3FG%	FT%	RPG	APG	MPG (GP)
4	MIDTVEDT Magnus	G	1.82/6'0"	23	2.8	18	0	88	1.5	2.0	10:04 (4)
5	BOEHN Fredrik	F	1.98/6'6"	22	3.5	38	30	50	0.3	1.3	9:16 (4)
6	STIEN Anders	F	1.97/6'6"	23	10.0	43	50	38	1.3	2.5	21:38 (4)
7	OSTBYE Nicolay	G	1.88/6'2"	24	5.5	50	0	100	1.3	0.3	10:59 (4)
8	JAWARA Karamo	F	2.02/6'8"	22	9.3	58	60	67	8.0	2.3	24:56 (4)
9	LUNDESTAD Oevind	G	1.94/6'4"	22	4.3	33	44	50	1.3	0.8	12:27 (4)
10	BOLIN Aksel	G	2.03/6'8"	22	5.8	50	50	50	2.8	0.5	18:07 (4)
11	MJOS Stian	G	1.83/6'0"	24	10.5	28	31	80	2.8	2.8	30:10 (4)
12	FIVELSTAD Magne	F	1.96/6'5"	23	4.8	57	0	75	4.3	0.8	15:37 (4)
13	SOMMERFELDT Torgrim	F	1.98/6'6"	24	7.8	41	29	50	4.5	1.5	21:49 (4)
14	NWACHUKWU Roy Emeka	F	1.97/6'6"	22	7.7	44	25	0	7.7	0.7	22:03 (3)
15	BRADASCIO Mattia	C	2.07/6'9"	22	5.0	50	33	50	2.7	0.7	11:07 (3)
Team			1.95/6'5"	22.8	73.5	41	34	62	38.8	15.5	
Coach		ECKHOFF Mathias									
Assistant Coach		STOLLER Baard HACKMAN Brent									

NOR Played		
PR	LTU	71 - 94
PR	CHN	106 - 74
PR	FIN	55 - 60
PR	CHI	62 - 48
PR	BRA	12 JUL

LEGEND

(1)	Point Guard	(2)	Shooting Guard	(3)	Small Forward	(4)	Power Forward	(5)	Centre
(C)	Captain	3FG%	3 Points Field Goals %	APG	Assists per Game	C	Centre	F	Forward
FG%	Field Goals %	FT%	Free Throws %	G	Guard	GP	Games Played	MPG	Minutes Played per Game
Pos	Playing Position	PPG	Points per Game	PR	Preliminary Round	RPG	Rebounds per Game		

Timing and Data Handling by Tissot



Game No: 60

Results

Результаты

Attendance: 132

Match Duration: 1:37

BRA 77 vs 47 NOR

(18:14, 23:15, 20:10, 16:8)

Referee: VETROV Evgeny (RUS)

Commissioner:

Umpire: VECHERSKIS Mindaugas (LTU) / ALBLOUSHI Hussain (UAE)

Scoring by 5 min intervals:	BRA	Q1		Q2		Q3		Q4	
		8	18	28	41	50	61	69	77
	NOR	2	14	25	29	35	39	42	47

BRA - Brazil

No.	Name	MIN	Field Goals		2 Points		3 Points		Free Throws		Rebounds			AS	TO	ST	BS	PF	FD	PTS
			M/A	%	M/A	%	M/A	%	M/A	%	OR	DR	TOT							
*4	FELICIO Cristiano	23:23	2/4	50	2/4	50	0/0	0	5/5	100	2	8	10	0	2	0	1	2	4	9
5	MARIANO Lucas	21:09	2/7	29	2/6	33	0/1	0	2/2	100	4	3	7	0	5	1	1	2	4	6
6	ALVES MAIA Rafael	14:21	2/4	50	2/4	50	0/0	0	4/7	57	3	4	7	1	0	0	0	0	4	8
7	GONCALVES Isaac	13:39	1/4	25	1/1	100	0/3	0	0/0	0	0	0	0	0	1	1	0	2	2	2
*8	SILVA Andre	17:34	3/6	50	1/2	50	2/4	50	2/2	100	2	0	2	1	0	1	0	3	4	10
*9	DEODATO Guilherme	22:30	3/5	60	2/3	67	1/2	50	0/0	0	1	2	3	4	1	0	1	3	2	7
*10	MEINDL Leonardo	20:25	4/7	57	1/2	50	3/5	60	0/0	0	1	5	6	1	3	0	0	2	0	11
11	DALLA BARBA Matheus	11:04	1/3	33	0/0	0	1/3	33	0/0	0	0	2	2	2	0	0	0	1	0	3
12	BERNARDI Joao	15:28	3/8	38	2/4	50	1/4	25	0/0	0	1	3	4	1	0	0	0	0	7	
13	CORAZZA NETO Elio	15:46	2/5	40	2/4	50	0/1	0	2/2	100	0	2	2	1	1	0	0	0	6	
14	CAMPOS Jefferson	4:35	0/0	0	0/0	0	0/0	0	2/2	100	0	0	0	2	3	0	1	0	1	2
*15	CHAIA George	20:06	2/5	40	0/2	0	2/3	67	0/0	0	0	3	3	3	2	2	0	1	0	6
Team / Coach											3	2	5		0					
Totals			25/58	43	15/32	47	10/26	38	17/20	85	17	34	51	16	18	5	4	16	23	77
Coach		SANTOS NETO Jose Alves																		
Assistant Coach		DE CONTI Gustavo Antonio																		

NOR - Norway

No.	Name	MIN	Field Goals		2 Points		3 Points		Free Throws		Rebounds			AS	TO	ST	BS	PF	FD	PTS
			M/A	%	M/A	%	M/A	%	M/A	%	OR	DR	TOT							
4	MIDTVEDT Magnus	4:35	1/4	25	1/3	33	0/1	0	0/0	0	1	0	1	0	0	1	0	1	0	2
5	BOEHN Fredrik	5:12	0/0	0	0/0	0	0/0	0	0/0	0	0	1	1	0	1	0	0	0	0	0
*6	STIEN Anders	25:47	3/14	21	1/7	14	2/7	29	1/2	50	2	1	3	4	0	0	0	3	6	9
7	OSTBYE Nicolay	12:41	0/3	0	0/1	0	0/2	0	1/2	50	0	0	0	0	1	0	0	1	1	1
*8	JAWARA Karamo	29:43	3/6	50	2/5	40	1/1	100	0/0	0	0	3	3	1	3	1	0	2	2	7
9	LUNDESTAD Oeivind	8:50	0/1	0	0/0	0	0/1	0	0/0	0	0	1	1	0	1	0	0	1	0	0
*10	BOLIN Aksel	22:26	1/7	14	1/3	33	0/4	0	0/0	0	0	2	2	3	1	1	0	1	0	2
*11	MJOS Stian	32:02	5/13	38	4/7	57	1/6	17	0/0	0	0	0	0	3	4	1	0	3	0	11
12	FIVELSTAD Magne	18:01	2/5	40	2/5	40	0/0	0	2/2	100	1	1	2	0	0	0	0	4	2	6
*13	SOMMERFELDT Torgrim	17:36	1/4	25	1/3	33	0/1	0	0/0	0	1	3	4	1	0	0	0	2	1	2
14	NWACHUKWU Roy Emeka	16:13	3/4	75	3/4	75	0/0	0	1/4	25	1	2	3	0	1	1	1	4	4	7
15	BRADASCIO Mattia	6:54	0/0	0	0/0	0	0/0	0	0/0	0	0	1	1	0	0	0	0	1	0	0
Team / Coach											2	2	4		1					
Totals			19/61	31	15/38	39	4/23	17	5/10	50	8	17	25	12	13	5	1	23	16	47
Coach		ECKHOFF Mathias																		
Assistant Coach		STOLLER Baard HACKMAN Brent																		

	BRA	NOR
Points from Turnovers	10	11
Points in the Paint	30	16
Second Chance Points	12	0
Fast Break Points	2	2

	BRA	NOR
Biggest Lead	32	0
Biggest Scoring Run	8-0 (38-27)	5-0 (28-25)
Lead Changes		0
Times Tied		0

LEGEND			
%	Shooting Percentage	(C)	Captain
BS	Blocked Shots	DR	Defensive Rebounds
OR	Offensive Rebounds	OTx	Overtime
S	Suspended	ST	Steals
(I)	Injured	FD	Fouls Drawn
*	Starters	PF	Fouls
M/A	Made / Attempts	TO	Turnovers
PTS	Points	TOT	Total Rebounds
AS	Assists		
MIN	Minutes Played		
Qx	Quarter Time		

Timing and Data Handling by Tissot



Game No: 60

Shot Chart

Схема бросков

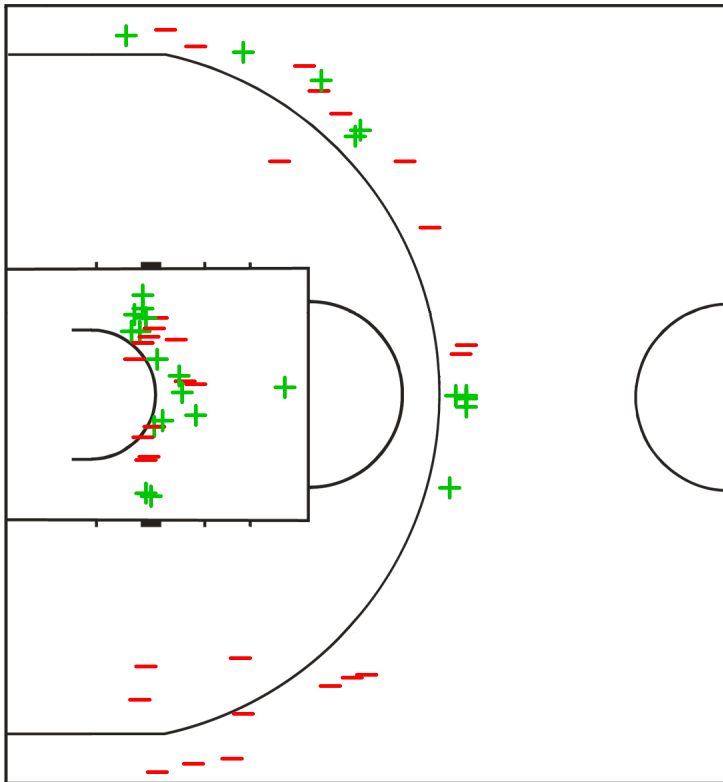
BRA 77 vs 47 NOR

(18 - 14, 23 - 15, 20 - 10, 16 - 8)

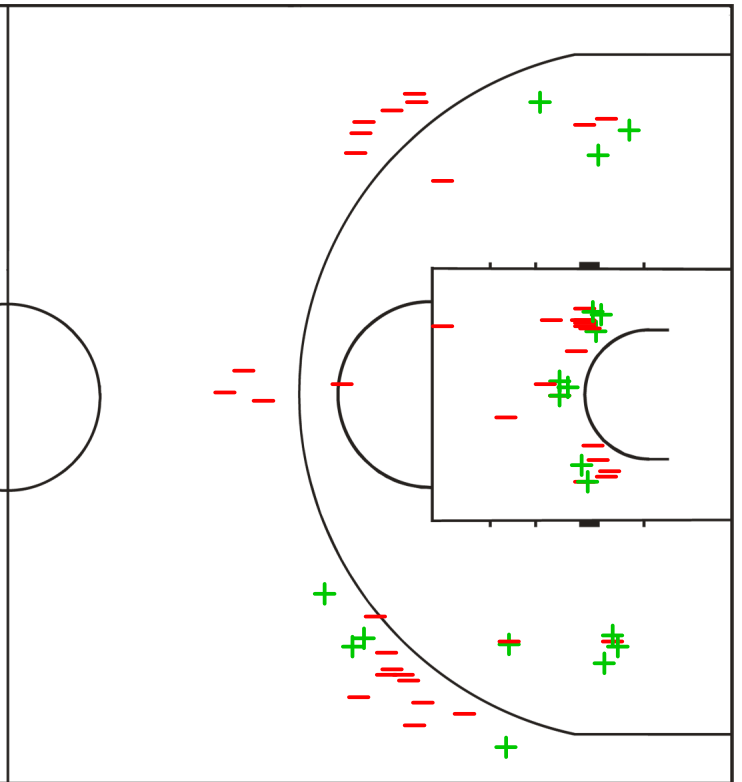
Scoring by 5 min intervals:

	Q1		Q2		Q3		Q4	
BRA	8	18	28	41	50	61	69	77
NOR	2	14	25	29	35	39	42	47

BRA - Brazil



NOR - Norway



LEGEND

+ Shot Made - Shot Missed

Timing and Data Handling by Tissot



Game No: 60

Shot Chart

Схема бросков

BRA 77 vs 47 NOR

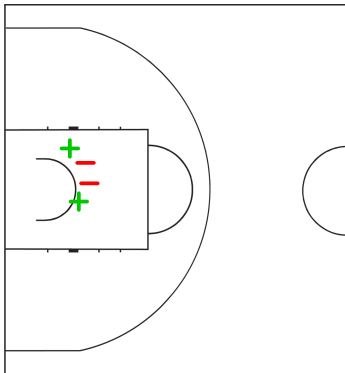
(18 - 14, 23 - 15, 20 - 10, 16 - 8)

Scoring by 5 min intervals:

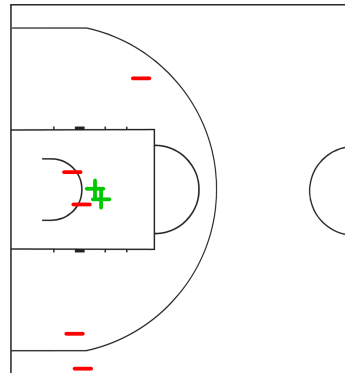
	Q1		Q2		Q3		Q4	
BRA	8	18	28	41	50	61	69	77
NOR	2	14	25	29	35	39	42	47

BRA - Brazil

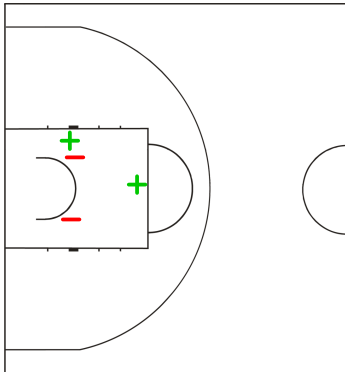
4 FELICIO Cristiano



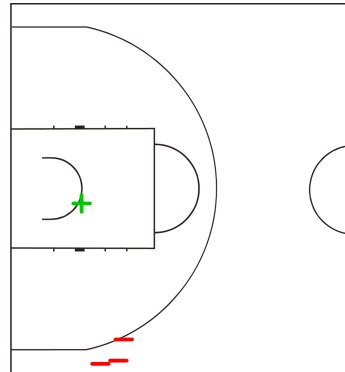
5 MARIANO Lucas



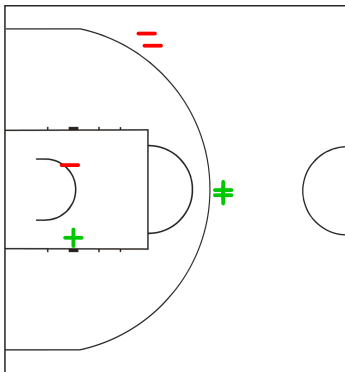
6 ALVES MAIA Rafael



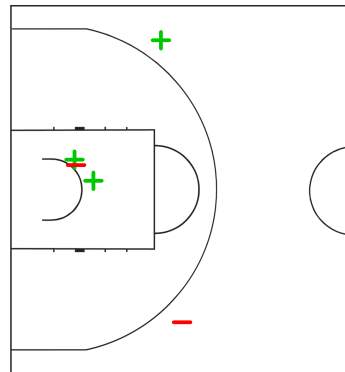
7 GONCALVES Isaac



8 SILVA Andre



9 DEODATO Guilherme



LEGEND

+ Shot Made

-

Shot Missed

Timing and Data Handling by Tissot



Game No: 60

Shot Chart

Схема бросков

BRA 77 vs 47 NOR

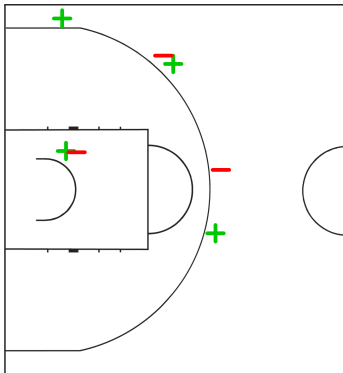
(18 - 14, 23 - 15, 20 - 10, 16 - 8)

Scoring by 5 min intervals:

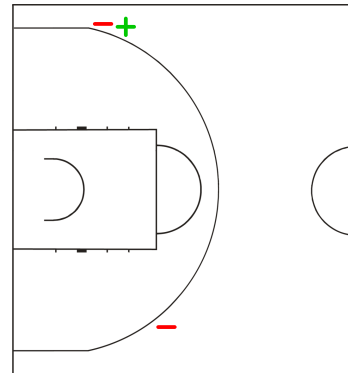
	Q1		Q2		Q3		Q4	
BRA	8	18	28	41	50	61	69	77
NOR	2	14	25	29	35	39	42	47

BRA - Brazil

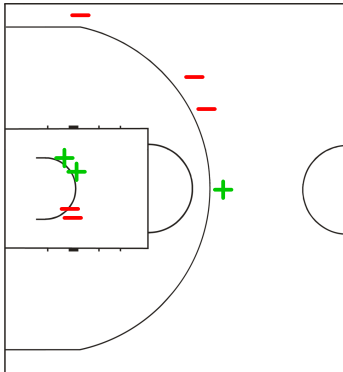
10 MEINDL Leonardo



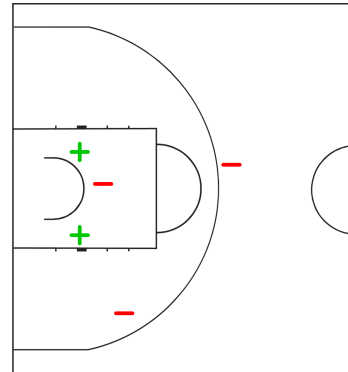
11 DALLA BARBA Matheus



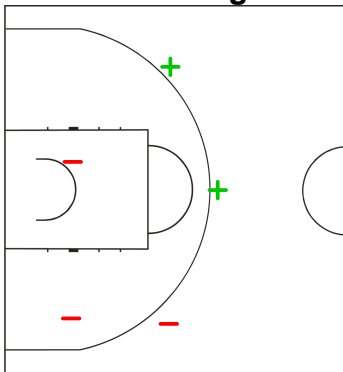
12 BERNARDI Joao



13 CORAZZA NETO Elio



15 CHAIA George



LEGEND

+ Shot Made

-

Shot Missed

Timing and Data Handling by Tissot



Game No: 60

Shot Chart

Схема бросков

BRA 77 vs 47 NOR

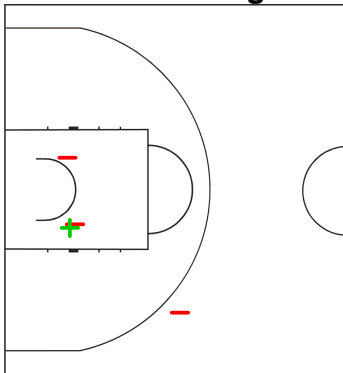
(18 - 14, 23 - 15, 20 - 10, 16 - 8)

Scoring by 5 min intervals:

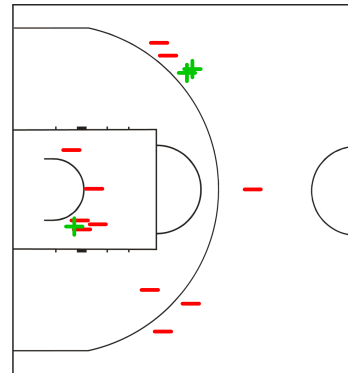
	Q1		Q2		Q3		Q4	
BRA	8	18	28	41	50	61	69	77
NOR	2	14	25	29	35	39	42	47

NOR - Norway

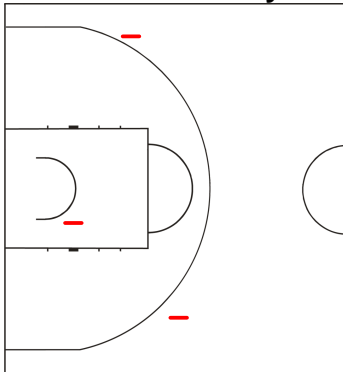
4 MIDTVEDT Magnus



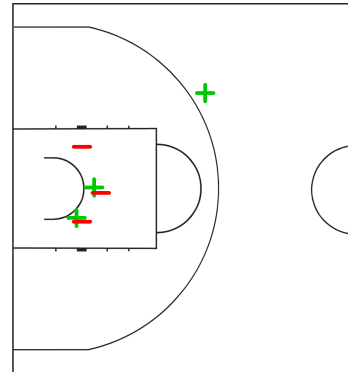
6 STIEN Anders



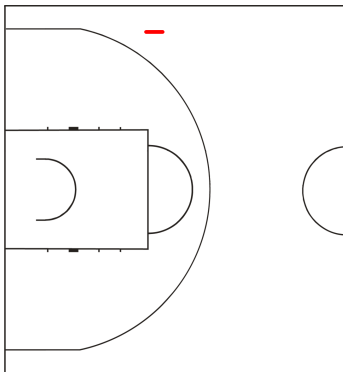
7 OSTBYE Nicolay



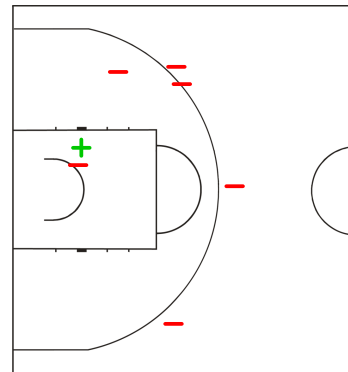
8 JAWARA Karamo



9 LUNDESTAD Oevind



10 BOLIN Aksel



LEGEND

+ Shot Made

-

Shot Missed

Timing and Data Handling by Tissot



Game No: 60

Shot Chart

Схема бросков

BRA 77 vs 47 NOR

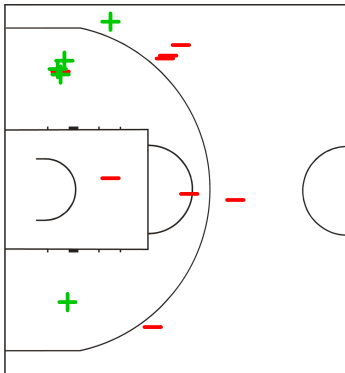
(18 - 14, 23 - 15, 20 - 10, 16 - 8)

Scoring by 5 min intervals:

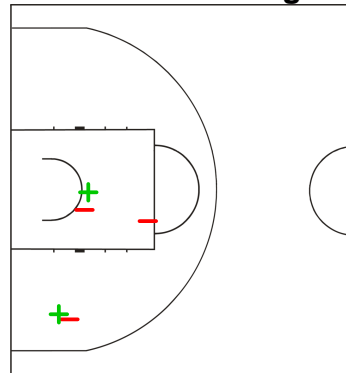
	Q1		Q2		Q3		Q4	
BRA	8	18	28	41	50	61	69	77
NOR	2	14	25	29	35	39	42	47

NOR - Norway

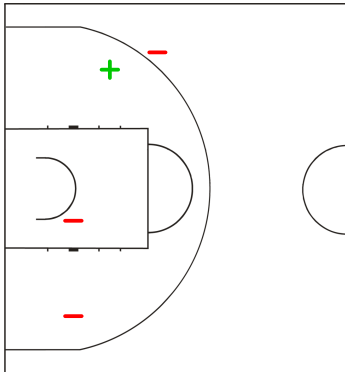
11 MJOS Stian



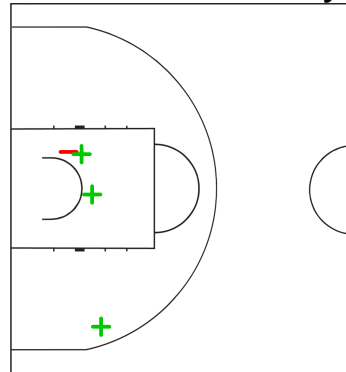
12 FIVELSTAD Magne



13 SOMMERFELDT Torgrim



14 NWACHUKWU Roy Emeka



LEGEND

+ Shot Made

-

Shot Missed

Timing and Data Handling by Tissot



Game No: 60

Lineup Analysis

Анализ

BRA 77 vs 47 NOR

BRA

Lineup efficiency

4 FELICIO C	8 SILVA A	9 DEODATO G	10 MEINDL L	15 CHAIA G	6:37
4 FELICIO C	5 MARIANO L	10 MEINDL L	12 BERNARDI J	15 CHAIA G	6:24
5 MARIANO L	6 ALVES MAIA R	7 GONCALVES I	12 BERNARDI J	13 CORAZZA NETO E	4:27
6 ALVES MAIA R	7 GONCALVES I	8 SILVA A	9 DEODATO G	13 CORAZZA NETO E	4:04
4 FELICIO C	8 SILVA A	9 DEODATO G	11 DALLA BARBA M	14 CAMPOS J	2:19
4 FELICIO C	5 MARIANO L	9 DEODATO G	10 MEINDL L	15 CHAIA G	2:17
4 FELICIO C	5 MARIANO L	7 GONCALVES I	11 DALLA BARBA M	15 CHAIA G	2:02
5 MARIANO L	7 GONCALVES I	11 DALLA BARBA M	12 BERNARDI J	15 CHAIA G	1:51
5 MARIANO L	8 SILVA A	9 DEODATO G	11 DALLA BARBA M	14 CAMPOS J	1:49
4 FELICIO C	6 ALVES MAIA R	9 DEODATO G	10 MEINDL L	13 CORAZZA NETO E	1:44
5 MARIANO L	7 GONCALVES I	11 DALLA BARBA M	12 BERNARDI J	13 CORAZZA NETO E	1:15
6 ALVES MAIA R	8 SILVA A	9 DEODATO G	11 DALLA BARBA M	13 CORAZZA NETO E	1:10
5 MARIANO L	6 ALVES MAIA R	10 MEINDL L	12 BERNARDI J	13 CORAZZA NETO E	1:04
6 ALVES MAIA R	8 SILVA A	9 DEODATO G	10 MEINDL L	13 CORAZZA NETO E	0:57
4 FELICIO C	6 ALVES MAIA R	9 DEODATO G	10 MEINDL L	15 CHAIA G	0:55
4 FELICIO C	8 SILVA A	9 DEODATO G	11 DALLA BARBA M	13 CORAZZA NETO E	0:38
4 FELICIO C	10 MEINDL L	12 BERNARDI J	13 CORAZZA NETO E	14 CAMPOS J	0:27

Score development

4 FELICIO C	8 SILVA A	9 DEODATO G	10 MEINDL L	15 CHAIA G	6:37	+7
4 FELICIO C	6 ALVES MAIA R	9 DEODATO G	10 MEINDL L	15 CHAIA G	0:55	+4
4 FELICIO C	5 MARIANO L	10 MEINDL L	12 BERNARDI J	15 CHAIA G	6:24	+4
4 FELICIO C	10 MEINDL L	12 BERNARDI J	13 CORAZZA NETO E	14 CAMPOS J	0:27	+3
5 MARIANO L	6 ALVES MAIA R	10 MEINDL L	12 BERNARDI J	13 CORAZZA NETO E	1:04	+3
6 ALVES MAIA R	8 SILVA A	9 DEODATO G	11 DALLA BARBA M	13 CORAZZA NETO E	1:10	+3
5 MARIANO L	8 SILVA A	9 DEODATO G	11 DALLA BARBA M	14 CAMPOS J	1:49	+3
6 ALVES MAIA R	8 SILVA A	9 DEODATO G	10 MEINDL L	13 CORAZZA NETO E	0:57	+2
6 ALVES MAIA R	7 GONCALVES I	8 SILVA A	9 DEODATO G	13 CORAZZA NETO E	4:04	+2
5 MARIANO L	7 GONCALVES I	11 DALLA BARBA M	12 BERNARDI J	13 CORAZZA NETO E	1:15	+1
5 MARIANO L	7 GONCALVES I	11 DALLA BARBA M	12 BERNARDI J	15 CHAIA G	1:51	+1
4 FELICIO C	8 SILVA A	9 DEODATO G	11 DALLA BARBA M	13 CORAZZA NETO E	0:38	0
4 FELICIO C	6 ALVES MAIA R	9 DEODATO G	10 MEINDL L	13 CORAZZA NETO E	1:44	0
4 FELICIO C	5 MARIANO L	7 GONCALVES I	11 DALLA BARBA M	15 CHAIA G	2:02	0
4 FELICIO C	8 SILVA A	9 DEODATO G	11 DALLA BARBA M	14 CAMPOS J	2:19	0
5 MARIANO L	6 ALVES MAIA R	7 GONCALVES I	12 BERNARDI J	13 CORAZZA NETO E	4:27	0
4 FELICIO C	5 MARIANO L	9 DEODATO G	10 MEINDL L	15 CHAIA G	2:17	-3



Game No: 60

Lineup Analysis

Анализ

NOR

Lineup efficiency

6 STIEN A	8 JAWARA K	10 BOLIN A	11 MJOS S	13 SOMMERFELDT T	7:05
8 JAWARA K	10 BOLIN A	11 MJOS S	12 FIVELSTAD M	14 NWACHUKWU R	4:40
6 STIEN A	7 OSTBYE N	8 JAWARA K	10 BOLIN A	11 MJOS S	4:09
7 OSTBYE N	9 LUNDESTAD O	11 MJOS S	14 NWACHUKWU R	15 BRADASCIO M	3:30
6 STIEN A	8 JAWARA K	11 MJOS S	12 FIVELSTAD M	13 SOMMERFELDT T	3:05
8 JAWARA K	9 LUNDESTAD O	11 MJOS S	12 FIVELSTAD M	13 SOMMERFELDT T	2:39
5 BOEHN F	6 STIEN A	7 OSTBYE N	13 SOMMERFELDT T	14 NWACHUKWU R	2:35
6 STIEN A	8 JAWARA K	10 BOLIN A	11 MJOS S	12 FIVELSTAD M	2:16
6 STIEN A	8 JAWARA K	10 BOLIN A	11 MJOS S	14 NWACHUKWU R	1:57
4 MIDTVEDT M	5 BOEHN F	7 OSTBYE N	12 FIVELSTAD M	15 BRADASCIO M	1:49
4 MIDTVEDT M	6 STIEN A	8 JAWARA K	10 BOLIN A	14 NWACHUKWU R	1:37
6 STIEN A	8 JAWARA K	9 LUNDESTAD O	11 MJOS S	14 NWACHUKWU R	1:06
9 LUNDESTAD O	11 MJOS S	12 FIVELSTAD M	13 SOMMERFELDT T	15 BRADASCIO M	0:57
5 BOEHN F	6 STIEN A	12 FIVELSTAD M	13 SOMMERFELDT T	14 NWACHUKWU R	0:48
4 MIDTVEDT M	6 STIEN A	8 JAWARA K	10 BOLIN A	12 FIVELSTAD M	0:42
7 OSTBYE N	9 LUNDESTAD O	11 MJOS S	12 FIVELSTAD M	15 BRADASCIO M	0:38
4 MIDTVEDT M	6 STIEN A	8 JAWARA K	12 FIVELSTAD M	13 SOMMERFELDT T	0:27

Score development

8 JAWARA K	10 BOLIN A	11 MJOS S	12 FIVELSTAD M	14 NWACHUKWU R	4:40	+4
7 OSTBYE N	9 LUNDESTAD O	11 MJOS S	12 FIVELSTAD M	15 BRADASCIO M	0:38	0
4 MIDTVEDT M	6 STIEN A	8 JAWARA K	10 BOLIN A	12 FIVELSTAD M	0:42	0
5 BOEHN F	6 STIEN A	12 FIVELSTAD M	13 SOMMERFELDT T	14 NWACHUKWU R	0:48	0
4 MIDTVEDT M	6 STIEN A	8 JAWARA K	10 BOLIN A	14 NWACHUKWU R	1:37	0
6 STIEN A	8 JAWARA K	10 BOLIN A	11 MJOS S	14 NWACHUKWU R	1:57	0
6 STIEN A	8 JAWARA K	11 MJOS S	12 FIVELSTAD M	13 SOMMERFELDT T	3:05	0
9 LUNDESTAD O	11 MJOS S	12 FIVELSTAD M	13 SOMMERFELDT T	15 BRADASCIO M	0:57	-2
6 STIEN A	8 JAWARA K	10 BOLIN A	11 MJOS S	12 FIVELSTAD M	2:16	-2
7 OSTBYE N	9 LUNDESTAD O	11 MJOS S	14 NWACHUKWU R	15 BRADASCIO M	3:30	-2
6 STIEN A	7 OSTBYE N	8 JAWARA K	10 BOLIN A	11 MJOS S	4:09	-2
4 MIDTVEDT M	6 STIEN A	8 JAWARA K	12 FIVELSTAD M	13 SOMMERFELDT T	0:27	-3
6 STIEN A	8 JAWARA K	9 LUNDESTAD O	11 MJOS S	14 NWACHUKWU R	1:06	-3
4 MIDTVEDT M	5 BOEHN F	7 OSTBYE N	12 FIVELSTAD M	15 BRADASCIO M	1:49	-3
5 BOEHN F	6 STIEN A	7 OSTBYE N	13 SOMMERFELDT T	14 NWACHUKWU R	2:35	-3
8 JAWARA K	9 LUNDESTAD O	11 MJOS S	12 FIVELSTAD M	13 SOMMERFELDT T	2:39	-4
6 STIEN A	8 JAWARA K	10 BOLIN A	11 MJOS S	13 SOMMERFELDT T	7:05	-11

LEGEND

+ Shot Made - Shot Missed

Timing and Data Handling by Tissot



Result Book

27th Summer Universiade in Kazan 2013



Basketball

Men's Quarterfinals





Game No: 71

Start List

Стартовый список

SWE vs CHI

Referee: ZAPOLSKI Dariusz (POL)

Umpire: KRUG Sergey (RUS) / BATBAYAR Ganzorig (MGL)

SWE - Sweden

No.	Name	Pos	Height m / ft in	Age	Current Games Statistics						
					PPG	FG%	3FG%	FT%	RPG	APG	MPG (GP)
4	BARTON Charles	G	1.91/6'3"	21	5.0	25	17	75	2.0	2.6	24:55 (5)
5	JOSEPH Mike	G	1.84/6'0"	22	5.4	33	38	80	1.8	4.0	26:24 (5)
6	CZERAPOWICZ Chris	G	2.00/6'7"	21	13.8	35	30	75	5.0	2.0	28:42 (5)
7	KARLSSON Andreas	G	2.00/6'7"	24	3.0	40	50	50	1.8	0.4	11:52 (5)
8	SUNDSTROM Gustav	G	1.99/6'6"	22	6.8	41	17	71	1.4	0.2	17:26 (5)
10	LINDELL Odin	F	2.05/6'9"	23	5.6	44		40	3.8	0.2	20:58 (5)
11	RONSTROM Johan	F	2.02/6'8"	23	0.7	25	0		0.3	0.3	5:49 (3)
12	NORMAN Sebastian	C	2.07/6'9"	20	2.8	43		50	1.8	0.2	11:25 (5)
13	HARTMAN Richard	F	2.01/6'7"	24	5.0	64		17	3.3	0.3	13:11 (3)
14	LINDQVIST Alexander	F	2.05/6'9"	22	13.0	41	46	81	6.4	1.0	25:36 (5)
15	HAMPTON Pierre	F	2.01/6'7"	22	7.0	37	17	75	4.0	1.6	21:14 (5)
Team			2.00/6'7"	22.2	65.8	38	27	66	35.4	12.6	
Coach		BOSNIC Vedran									
Assistant Coach		BENGTSSON Viktor									

SWE Played		
PR	CAN	69 - 84
PR	AUS	53 - 70
PR	USA	65 - 83
PR	UAE	79 - 69
PR	CZE	63 - 65


CHI - Chile

No.	Name	Pos	Height m / ft in	Age	Current Games Statistics						
					PPG	FG%	3FG%	FT%	RPG	APG	MPG (GP)
4	ALVAREZ Tomas	C	1.85/6'1"	23	11.4	40	36	70	2.4	2.0	30:36 (5)
5	NEHRING Jonathan	C	1.95/6'5"	24	0.0				0.0	0.0	0:00 (0)
6	ITURRIAGA Cristian	F	/	24	2.8	12	14	100	2.0	0.8	14:16 (5)
7	ZEPEDA Felipe	F	1.87/6'2"	21	0.0	0			0.0	0.0	2:48 (2)
8	SANINO Gabriel	F	2.01/6'7"	21	2.3	29	17		2.0	0.3	11:25 (4)
9	IRRIBARRA Jonathan	G	1.76/5'9"	22	3.2	21	18	67	2.6	1.4	17:40 (5)
10	ARTEAGA Rolando	C	1.77/5'10"	21	3.4	29	22	50	1.4	0.8	13:34 (5)
11	AGUIRRE Diego	F	1.98/6'6"	21	3.6	26	33		3.4	0.4	21:14 (5)
12	COTRONEO Rocco	C	1.90/6'3"	23	4.8	42		75	4.3	0.3	20:14 (4)
13	BUSTAMANTE Camilo	F	1.87/6'2"	24	5.0	23	19	86	2.2	2.2	23:59 (5)
14	LEDEZMA Osven	F	2.02/6'8"	23	14.4	47	0	57	8.4	2.0	34:14 (5)
15	PENA Francisco	G	2.06/6'9"	24	3.8	31	20	50	2.2	0.6	17:57 (5)
Team			1.91/6'3"	22.6	53.2	32	24	69	33.4	10.6	
Coach		RIERA Alfredo									
Assistant Coach		ORTEGA LANDERO Juan Pablo									

CHI Played		
PR	FIN	52 - 71
PR	LTU	51 - 116
PR	BRA	40 - 106
PR	NOR	48 - 62
PR	CHN	75 - 94

LEGEND

(1) Point Guard	(2) Shooting Guard	(3) Small Forward	(4) Power Forward	(5) Centre
(C) Captain	3FG% 3 Points Field Goals %	APG Assists per Game	C Centre	F Forward
FG% Field Goals %	FT% Free Throws %	G Guard	GP Games Played	MPG Minutes Played per Game
Pos Playing Position	PPG Points per Game	PR Preliminary Round	RPG Rebounds per Game	

Timing and Results provided by  TISSOT



Game No: 71

Results

Результаты

Match Duration: 1:21

SWE 80 vs 49 CHI

(15:6, 17:13, 26:10, 22:20)

Referee: ZAPOLSKI Dariusz (POL)

Commissioner:

Umpire: KRUG Sergey (RUS) / BATBAYAR Ganzorig (MGL)

Scoring by 5 min intervals:	SWE	Q1		Q2		Q3		Q4	
		6	15	21	32	44	58	71	80
	CHI	6	6	16	19	22	29	38	49

SWE - Sweden

No.	Name	MIN	Field Goals		2 Points		3 Points		Free Throws		Rebounds			AS	TO	ST	BS	PF	FD	PTS	
			M/A	%	M/A	%	M/A	%	M/A	%	OR	DR	TOT								
*4	BARTON Charles	29:10	7/10	70	5/7	71	2/3	67	0/0	0	1	4	5	8	1	1	0	1	0	16	
5	JOSEPH Mike	19:01	2/6	33	1/5	20	1/1	100	3/4	75	0	1	1	3	3	2	0	3	2	8	
*6	CZERAPOWICZ Chris	21:53	4/8	50	2/5	40	2/3	67	0/0	0	0	3	3	2	1	0	0	0	1	10	
*7	KARLSSON Andreas	29:26	4/11	36	2/6	33	2/5	40	0/0	0	0	5	5	0	0	0	0	0	1	10	
8	SUNDSTROM Gustav	23:50	5/10	50	5/7	71	0/3	0	2/2	100	1	6	7	2	2	2	0	0	1	12	
10	LINDELL Odin	12:38	4/5	80	4/5	80	0/0	0	0/0	0	0	0	0	1	1	0	0	3	1	8	
11	RONSTROM Johan	0:00	0/0	0	0/0	0	0/0	0	0/0	0	0	0	0	0	0	0	0	0	0	0	
*12	NORMAN Sebastian	19:40	1/4	25	1/4	25	0/0	0	1/2	50	3	6	9	0	2	0	1	1	2	3	
13	HARTMAN Richard	23:59	1/3	33	1/2	50	0/1	0	0/0	0	3	4	7	1	2	0	0	0	1	2	
*14	LINDQVIST Alexander	20:23	4/6	67	1/3	33	3/3	100	0/0	0	1	4	5	1	1	0	1	0	0	11	
15	HAMPTON Pierre	0:00	0/0	0	0/0	0	0/0	0	0/0	0	0	0	0	0	0	0	0	0	0	0	
Team / Coach											1	1	2								
Totals			32/63	51	22/44	50	10/19	53	6/8	75	10	34	44	18	13	5	2	8	9	80	
Coach		BOSNIC Vedran																			
Assistant Coach		BENGTSSON Viktor																			

CHI - Chile

No.	Name	MIN	Field Goals		2 Points		3 Points		Free Throws		Rebounds			AS	TO	ST	BS	PF	FD	PTS	
			M/A	%	M/A	%	M/A	%	M/A	%	OR	DR	TOT								
*4	ALVAREZ Tomas	40:00	6/19	32	1/4	25	5/15	33	1/1	100	0	2	2	3	1	0	0	1	3	18	
5	NEHRING Jonathan	0:00	0/0	0	0/0	0	0/0	0	0/0	0	0	0	0	0	0	0	0	0	0	0	
6	ITURRIAGA Cristian	22:32	4/7	57	0/0	0	4/7	57	0/0	0	0	3	3	2	4	1	0	1	1	12	
7	ZEPEDA Felipe	7:23	0/0	0	0/0	0	0/0	0	0/0	0	0	0	0	0	0	0	0	2	0	0	
8	SANINO Gabriel	1:01	0/0	0	0/0	0	0/0	0	0/0	0	0	0	0	0	0	0	0	0	0	0	
9	IRRIBARRA Jonathan	0:00	0/0	0	0/0	0	0/0	0	0/0	0	0	0	0	0	0	0	0	0	0	0	
10	ARTEAGA Rolando	10:51	0/4	0	0/0	0	0/4	0	0/0	0	0	1	1	0	0	0	0	0	0	0	
11	AGUIRRE Diego	19:13	0/2	0	0/1	0	0/1	0	2/2	100	0	2	2	1	1	0	0	1	1	2	
*12	COTRONEO Rocco	14:38	0/3	0	0/3	0	0/0	0	0/0	0	3	2	5	1	0	0	1	0	0	0	
*13	BUSTAMANTE Camilo	24:43	3/8	38	0/2	0	3/6	50	0/0	0	0	1	1	1	2	1	1	2	2	9	
*14	LEDEZMA Osven	33:59	1/7	14	1/7	14	0/0	0	2/2	100	2	4	6	1	5	0	1	1	1	4	
*15	PENA Francisco	25:40	2/6	33	2/5	40	0/1	0	0/0	0	0	1	1	0	3	2	0	1	0	4	
Team / Coach											1	6	7								
Totals			16/56	29	4/22	18	12/34	35	5/5	100	6	22	28	9	18	4	3	9	8	49	
Coach		RIERA Alfredo																			
Assistant Coach		ORTEGA LANDERO Juan Pablo																			

	SWE	CHI
Points from Turnovers	29	11
Points in the Paint	36	8
Second Chance Points	5	3
Fast Break Points	14	5

	SWE	CHI
Biggest Lead	36	0
Biggest Scoring Run	9-0 (15-6)	5-0 (21-16)
Lead Changes	0	
Times Tied	1	

LEGEND			
%	Shooting Percentage	(C)	Captain
BS	Blocked Shots	DR	Defensive Rebounds
OR	Offensive Rebounds	OTx	Overtime
S	Suspended	ST	Steals
(I)	Injured	FD	Fouls Drawn
PF	Fouls	PTS	Points
TO	Turnovers	TOT	Total Rebounds
*	Starters	AS	Assists
M/A	Made / Attempts	MIN	Minutes Played
Qx	Quarter Time		

Timing and Results provided by TISSOT



Game No: 71

Shot Chart
Схема бросков

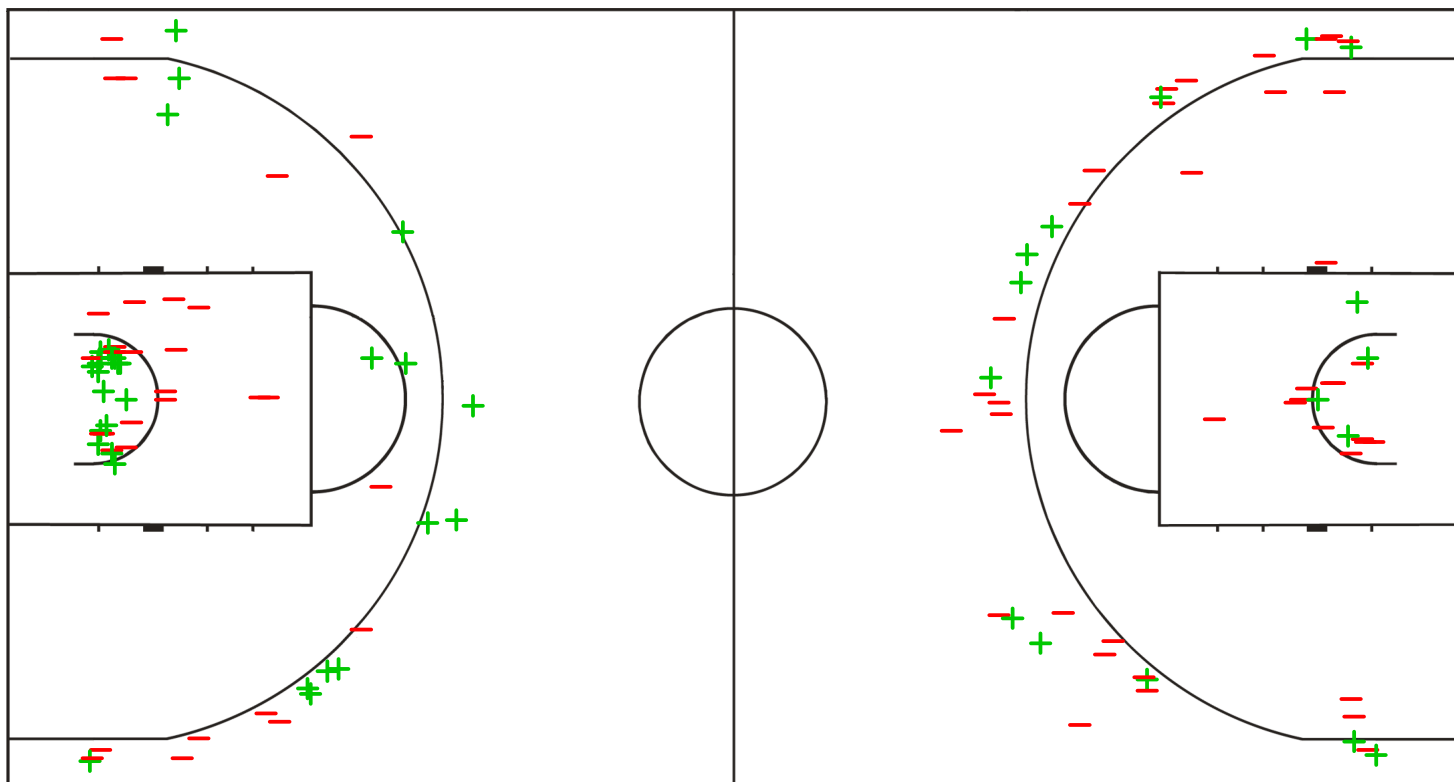
SWE 80 vs 49 CHI
(15 - 6, 17 - 13, 26 - 10, 22 - 20)

Scoring by 5 min intervals:

	Q1		Q2		Q3		Q4	
SWE	6	15	21	32	44	58	71	80
CHI	6	6	16	19	22	29	38	49

SWE - Sweden

CHI - Chile



LEGEND

+ Shot Made

- Shot Missed

Timing and Results provided by TISSOT



Game No: 71

Shot Chart

Схема бросков

SWE 80 vs 49 CHI

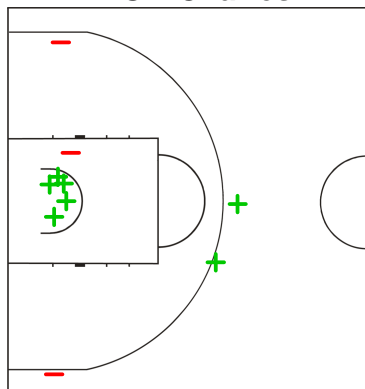
(15 - 6, 17 - 13, 26 - 10, 22 - 20)

Scoring by 5 min intervals:

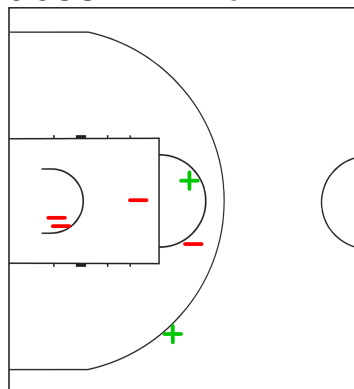
	Q1		Q2		Q3		Q4	
SWE	6	15	21	32	44	58	71	80
CHI	6	6	16	19	22	29	38	49

SWE - Sweden

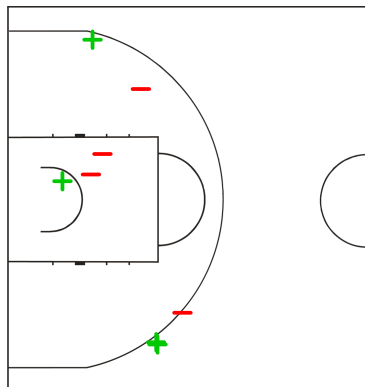
4 BARTON Charles



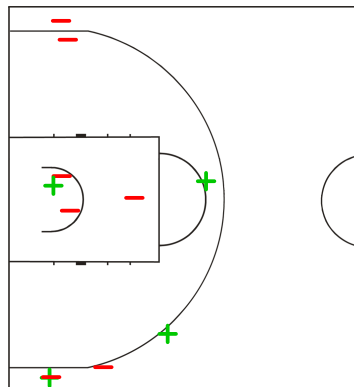
5 JOSEPH Mike



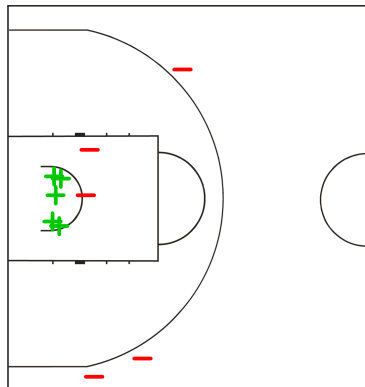
6 CZERAPOWICZ Chris



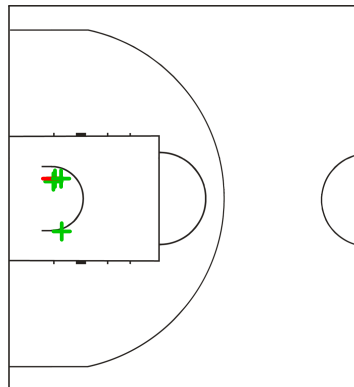
7 KARLSSON Andreas



8 SUNDSTROM Gustav



10 LINDELL Odin



LEGEND

+ Shot Made

-

Shot Missed

Timing and Results provided by **TISSOT**



Game No: 71

Shot Chart

Схема бросков

SWE 80 vs 49 CHI

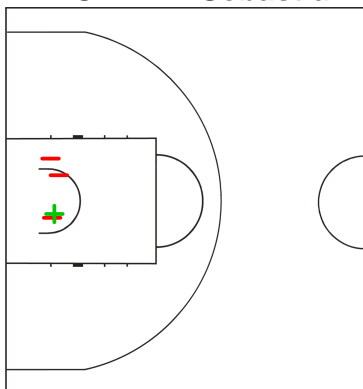
(15 - 6, 17 - 13, 26 - 10, 22 - 20)

Scoring by 5 min intervals:

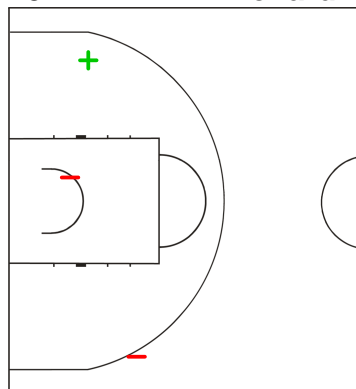
	Q1		Q2		Q3		Q4	
SWE	6	15	21	32	44	58	71	80
CHI	6	6	16	19	22	29	38	49

SWE - Sweden

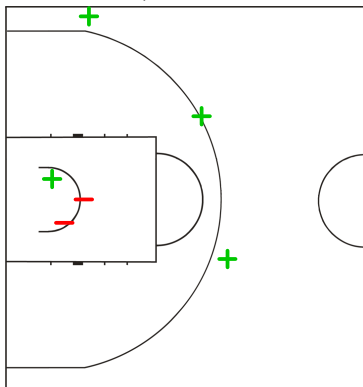
12 NORMAN Sebastian



13 HARTMAN Richard



14 LINDQVIST Alexander



LEGEND

+ Shot Made

- Shot Missed



Game No: 71

Shot Chart
Схема бросков

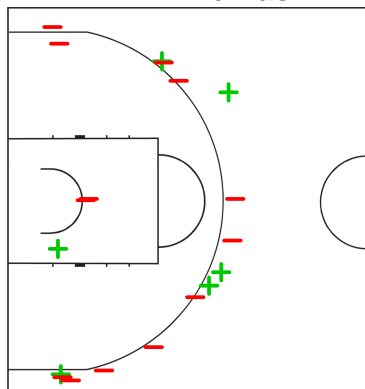
SWE 80 vs 49 CHI
(15 - 6, 17 - 13, 26 - 10, 22 - 20)

Scoring by 5 min intervals:

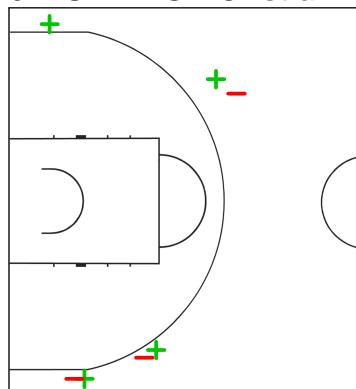
	Q1		Q2		Q3		Q4	
SWE	6	15	21	32	44	58	71	80
CHI	6	6	16	19	22	29	38	49

CHI - Chile

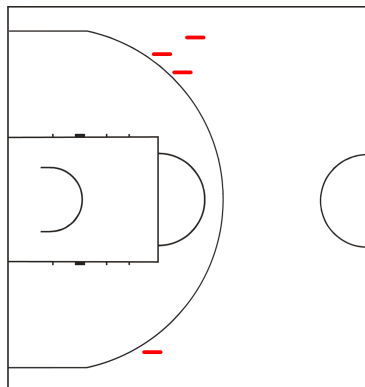
4 ALVAREZ Tomas



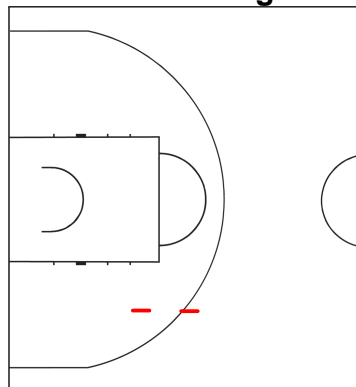
6 ITURRIAGA Cristian



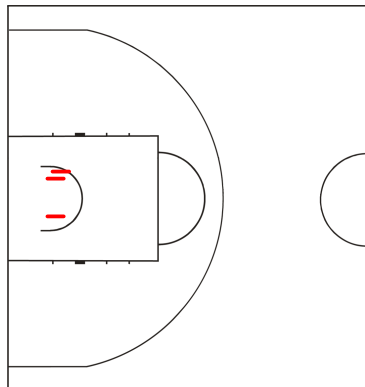
10 ARTEAGA Rolando



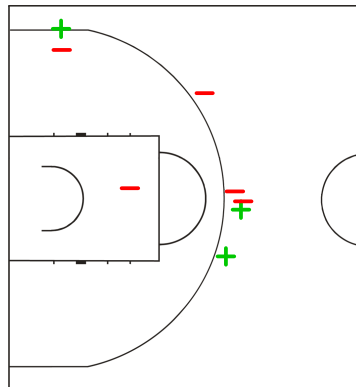
11 AGUIRRE Diego



12 COTRONEO Rocco



13 BUSTAMANTE Camilo



LEGEND

+ Shot Made

-

Shot Missed

Timing and Results provided by TISSOT



Game No: 71

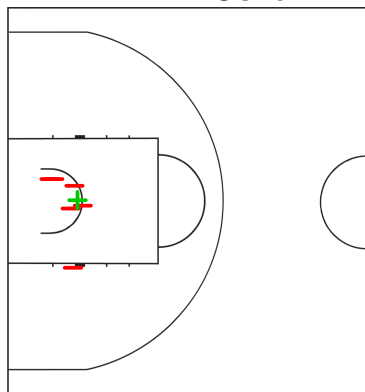
Shot Chart
Схема бросков

SWE 80 vs 49 CHI
(15 - 6, 17 - 13, 26 - 10, 22 - 20)

Scoring by 5 min intervals:

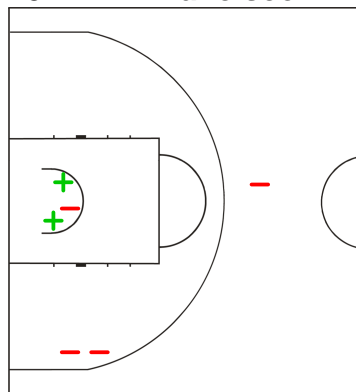
	Q1		Q2		Q3		Q4	
SWE	6	15	21	32	44	58	71	80
CHI	6	6	16	19	22	29	38	49

14 LEDEZMA Osven



CHI - Chile

15 PENA Francisco



LEGEND

+ Shot Made

- Shot Missed



Game No: 71

Lineup Analysis

Анализ

SWE 80 vs 49 CHI

SWE

Lineup efficiency

4	BARTON C	7	KARLSSON A	8	SUNDSTROM G	10	LINDELL O	13	HARTMAN R	7:19
4	BARTON C	6	CZERAPOWICZ C	7	KARLSSON A	12	NORMAN S	14	LINDQVIST A	6:12
4	BARTON C	5	JOSEPH M	6	CZERAPOWICZ C	12	NORMAN S	14	LINDQVIST A	3:58
5	JOSEPH M	6	CZERAPOWICZ C	7	KARLSSON A	8	SUNDSTROM G	12	NORMAN S	3:22
4	BARTON C	5	JOSEPH M	8	SUNDSTROM G	13	HARTMAN R	14	LINDQVIST A	3:12
5	JOSEPH M	7	KARLSSON A	8	SUNDSTROM G	10	LINDELL O	13	HARTMAN R	2:56
4	BARTON C	5	JOSEPH M	6	CZERAPOWICZ C	13	HARTMAN R	14	LINDQVIST A	2:31
4	BARTON C	7	KARLSSON A	8	SUNDSTROM G	13	HARTMAN R	14	LINDQVIST A	2:09
5	JOSEPH M	6	CZERAPOWICZ C	7	KARLSSON A	12	NORMAN S	13	HARTMAN R	2:09
7	KARLSSON A	8	SUNDSTROM G	10	LINDELL O	12	NORMAN S	13	HARTMAN R	1:30
4	BARTON C	6	CZERAPOWICZ C	7	KARLSSON A	8	SUNDSTROM G	12	NORMAN S	1:28
4	BARTON C	6	CZERAPOWICZ C	7	KARLSSON A	13	HARTMAN R	14	LINDQVIST A	1:20
4	BARTON C	7	KARLSSON A	8	SUNDSTROM G	12	NORMAN S	14	LINDQVIST A	1:01
5	JOSEPH M	6	CZERAPOWICZ C	8	SUNDSTROM G	10	LINDELL O	13	HARTMAN R	0:53

Score development

4	BARTON C	7	KARLSSON A	8	SUNDSTROM G	13	HARTMAN R	14	LINDQVIST A	2:09	+7
5	JOSEPH M	6	CZERAPOWICZ C	7	KARLSSON A	8	SUNDSTROM G	12	NORMAN S	3:22	+6
4	BARTON C	5	JOSEPH M	6	CZERAPOWICZ C	13	HARTMAN R	14	LINDQVIST A	2:31	+5
4	BARTON C	5	JOSEPH M	6	CZERAPOWICZ C	12	NORMAN S	14	LINDQVIST A	3:58	+5
4	BARTON C	5	JOSEPH M	8	SUNDSTROM G	13	HARTMAN R	14	LINDQVIST A	3:12	+4
5	JOSEPH M	6	CZERAPOWICZ C	8	SUNDSTROM G	10	LINDELL O	13	HARTMAN R	0:53	+2
5	JOSEPH M	7	KARLSSON A	8	SUNDSTROM G	10	LINDELL O	13	HARTMAN R	2:56	+2
4	BARTON C	7	KARLSSON A	8	SUNDSTROM G	10	LINDELL O	13	HARTMAN R	7:19	+2
4	BARTON C	6	CZERAPOWICZ C	7	KARLSSON A	8	SUNDSTROM G	12	NORMAN S	1:28	+1
4	BARTON C	7	KARLSSON A	8	SUNDSTROM G	12	NORMAN S	14	LINDQVIST A	1:01	0
7	KARLSSON A	8	SUNDSTROM G	10	LINDELL O	12	NORMAN S	13	HARTMAN R	1:30	0
5	JOSEPH M	6	CZERAPOWICZ C	7	KARLSSON A	12	NORMAN S	13	HARTMAN R	2:09	-1
4	BARTON C	6	CZERAPOWICZ C	7	KARLSSON A	12	NORMAN S	14	LINDQVIST A	6:12	0
4	BARTON C	6	CZERAPOWICZ C	7	KARLSSON A	13	HARTMAN R	14	LINDQVIST A	1:20	-2



Game No: 67

Start List

Стартовый список

USA vs NOR

Referee: BUKURESTI Laszlo Lorand (ROU)

Umpire: SUSLOV Timo (EST) / ALBLOUSHI Hussain (UAE)

USA - United States

No.	Name	Pos	Height m / ft in	Age	Current Games Statistics						
					PPG	FG%	3FG%	FT%	RPG	APG	MPG (GP)
4	FERRELL Kevin	G	/	20	11.2	35	27	89	2.8	4.8	19:34 (5)
5	SHEEHEY William	F	/	21	7.8	50	100	67	3.0	1.4	14:08 (5)
6	HAWS Tyler	G	/	22	1.8	18	0	75	2.5	0.5	8:20 (4)
7	HANCOCK Luke	F	/	23	12.6	51	54	78	2.4	1.0	18:41 (5)
8	DINWIDDIE Spencer	G	/	20	8.2	47	43	67	3.2	5.4	22:29 (5)
9	KILPATRICK Sean	G	/	23	7.8	30	29	83	2.6	1.2	17:31 (5)
10	GRAHAM Treveon	F	/	19	9.4	52	23	71	6.8	2.4	22:51 (5)
11	MCDERMOTT Douglas	F	/	21	17.0	47	45	100	6.2	1.4	25:30 (5)
12	JEFFERSON Cory	C	/	22	11.0	67	100	75	10.8	0.2	24:47 (5)
13	WHITE Aaron	C	/	20	4.8	53	29	67	2.2	0.6	13:06 (5)
14	PAYNE Adreian	F	/	22	4.0	39	0	75	3.4	0.8	8:30 (5)
15	KIRK Alex	C	/	21	3.0	67		67	4.5	0.3	7:39 (4)
Team			/	21.2	97.6	46	38	77	52.8	19.8	
Coach		MCKILLOP Robert									
Assistant Coach		MARTIN Frank					BEILEIN John				

USA Played		
PR	UAE	140 - 46
PR	CZE	96 - 53
PR	SWE	83 - 65
PR	AUS	84 - 93
PR	CAN	85 - 94


NOR - Norway

No.	Name	Pos	Height m / ft in	Age	Current Games Statistics						
					PPG	FG%	3FG%	FT%	RPG	APG	MPG (GP)
4	MIDTVEDT Magnus	G	1.82/6'0"	23	2.6	20	0	88	1.4	1.6	8:58 (5)
5	BOEHN Fredrik	F	1.98/6'6"	22	2.8	38	30	50	0.4	1.0	8:27 (5)
6	STIEN Anders	F	1.97/6'6"	23	9.8	37	43	40	1.6	2.8	22:28 (5)
7	OSTBYE Nicolay	G	1.88/6'2"	24	4.6	43	0	83	1.0	0.2	11:19 (5)
8	JAWARA Karamo	F	2.02/6'8"	22	8.8	57	67	67	7.0	2.0	25:53 (5)
9	LUNDESTAD Oevind	G	1.94/6'4"	22	3.4	32	40	50	1.2	0.6	11:43 (5)
10	BOLIN Aksel	G	2.03/6'8"	22	5.0	40	17	50	2.6	1.0	18:59 (5)
11	MJOS Stian	G	1.83/6'0"	24	10.6	30	28	80	2.2	2.8	30:32 (5)
12	FIVELSTAD Magne	F	1.96/6'5"	23	5.0	53	0	83	3.8	0.6	16:06 (5)
13	SOMMERFELDT Torgrim	F	1.98/6'6"	24	6.6	39	28	50	4.4	1.4	20:58 (5)
14	NWACHUKWU Roy Emeka	F	1.97/6'6"	22	7.5	48	25	17	6.5	0.5	20:35 (4)
15	BRADASCIO Mattia	C	2.07/6'9"	22	3.8	50	33	50	2.3	0.5	10:04 (4)
Team			1.95/6'5"	22.8	68.2	40	31	60	36.0	14.8	
Coach		ECKHOFF Mathias									
Assistant Coach		STOLLER Baard					HACKMAN Brent				

NOR Played		
PR	LTU	71 - 94
PR	CHN	106 - 74
PR	FIN	55 - 60
PR	CHI	62 - 48
PR	BRA	47 - 77

LEGEND

(1)	Point Guard	(2)	Shooting Guard	(3)	Small Forward	(4)	Power Forward	(5)	Centre
(C)	Captain	3FG%	3 Points Field Goals %	APG	Assists per Game	C	Centre	F	Forward
FG%	Field Goals %	FT%	Free Throws %	G	Guard	GP	Games Played	MPG	Minutes Played per Game
Pos	Playing Position	PPG	Points per Game	PR	Preliminary Round	RPG	Rebounds per Game		

Timing and Results provided by  TISSOT



Game No: 67

Results
Результаты

Attendance: 360

Match Duration: 1:32

USA 91 vs 51 NOR
(17:15, 26:10, 21:15, 27:11)

Referee: BUKURESTI Laszlo Lorand (ROU)

Commissioner:

Umpire: SUSLOV Timo (EST) / ALBLOUSHI Hussain (UAE)

Scoring by 5 min intervals:	USA	Q1		Q2		Q3		Q4	
		6	17	34	43	54	64	78	91
	NOR	9	15	20	25	35	40	44	51

USA - United States

No.	Name	MIN	Field Goals		2 Points		3 Points		Free Throws		Rebounds			AS	TO	ST	BS	PF	FD	PTS
			M/A	%	M/A	%	M/A	%	M/A	%	OR	DR	TOT							
4	FERRELL Kevin	27:41	2/8	25	1/3	33	1/5	20	3/6	50	1	5	6	7	1	1	0	0	4	8
*5	SHEEHEY William	17:57	7/9	78	7/8	88	0/1	0	2/3	67	2	2	4	2	2	0	1	3	3	16
6	HAWS Tyler	15:23	3/6	50	3/6	50	0/0	0	3/5	60	0	3	3	0	0	1	0	2	3	9
*7	HANCOCK Luke	22:38	2/6	33	2/3	67	0/3	0	0/1	0	2	1	3	6	3	2	0	1	2	4
*8	DINWIDDIE Spencer	20:29	4/5	80	3/3	100	1/2	50	0/1	0	0	0	0	8	0	3	0	1	2	9
9	KILPATRICK Sean	15:52	2/7	29	0/2	0	2/5	40	0/0	0	0	0	0	3	2	1	0	1	0	6
10	GRAHAM Treveon	0:00	0/0	0	0/0	0	0/0	0	0/0	0	0	0	0	0	0	0	0	0	0	0
*11	MCDERMOTT Douglas	18:12	2/6	33	0/1	0	2/5	40	4/6	67	1	4	5	3	1	1	0	0	3	10
*12	JEFFERSON Cory	16:36	5/6	83	5/6	83	0/0	0	1/2	50	1	6	7	0	1	1	1	1	2	11
13	WHITE Aaron	21:48	4/7	57	3/5	60	1/2	50	2/4	50	2	5	7	0	0	2	0	0	4	11
14	PAYNE Adreian	13:48	1/2	50	1/2	50	0/0	0	1/2	50	1	4	5	0	2	0	1	1	2	3
15	KIRK Alex	9:36	2/3	67	2/3	67	0/0	0	0/0	0	3	5	8	0	2	1	0	1	0	4
Team / Coach											1	2	3							
Totals			34/65	52	27/42	64	7/23	30	16/30	53	14	37	51	29	14	13	3	11	25	91
Coach		MCKILLOP Robert																		
Assistant Coach		MARTIN Frank							BEILEIN John											

NOR - Norway

No.	Name	MIN	Field Goals		2 Points		3 Points		Free Throws		Rebounds			AS	TO	ST	BS	PF	FD	PTS
			M/A	%	M/A	%	M/A	%	M/A	%	OR	DR	TOT							
4	MIDTVEDT Magnus	10:26	1/2	50	0/1	0	1/1	100	0/0	0	1	0	1	1	2	0	0	2	0	3
5	BOEHN Fredrik	9:11	0/4	0	0/1	0	0/3	0	0/0	0	0	0	0	0	0	0	0	0	1	0
*6	STIEN Anders	20:16	1/10	10	1/5	20	0/5	0	2/2	100	0	3	3	1	4	0	0	2	2	4
7	OSTBYE Nicolay	15:30	3/9	33	2/5	40	1/4	25	1/2	50	1	1	2	2	1	1	0	1	1	8
*8	JAWARA Karamo	27:58	2/7	29	1/5	20	1/2	50	0/0	0	3	4	7	3	0	1	1	2	1	5
9	LUNDESTAD Oevind	12:20	0/6	0	0/5	0	0/1	0	0/0	0	1	2	3	1	1	1	0	3	0	0
*10	BOLIN Aksel	17:21	1/3	33	0/0	0	1/3	33	0/0	0	1	2	3	1	0	1	0	0	1	3
*11	MJOS Stian	29:34	3/12	25	1/8	13	2/4	50	0/0	0	1	3	4	2	5	0	0	4	1	8
12	FIVELSTAD Magne	16:06	1/2	50	1/2	50	0/0	0	0/0	0	2	1	3	1	1	0	0	2	0	2
*13	SOMMERFELDT Torgrim	10:37	2/4	50	0/1	0	2/3	67	0/0	0	0	2	2	1	2	0	0	4	0	6
14	NWACHUKWU Roy Emeka	23:21	4/8	50	3/7	43	1/1	100	1/6	17	3	3	6	2	3	1	0	4	4	10
15	BRADASCIO Mattia	7:20	1/1	100	1/1	100	0/0	0	0/0	0	0	1	1	0	0	0	0	1	0	2
Team / Coach											1	1	2							
Totals			19/68	28	10/41	24	9/27	33	4/10	40	14	23	37	15	19	5	1	25	11	51
Coach		ECKHOFF Mathias																		
Assistant Coach		STOLLER Baard							HACKMAN Brent											

	USA	NOR
Points from Turnovers	23	7
Points in the Paint	44	18
Second Chance Points	4	0
Fast Break Points	38	10

	USA	NOR
Biggest Lead	43	3
Biggest Scoring Run	15-0 (32-15)	6-0 (17-15)
Lead Changes	6	
Times Tied	1	

LEGEND			
%	Shooting Percentage	(C)	Captain
BS	Blocked Shots	DR	Defensive Rebounds
OR	Offensive Rebounds	OTx	Overtime
S	Suspended	ST	Steals
(I)	Injured	FD	Fouls Drawn
PF	Fouls	PTS	Points
TO	Turnovers	TOT	Total Rebounds
*	Starters	AS	Assists
M/A	Made / Attempts	MIN	Minutes Played
Qx	Quarter Time		

Timing and Results provided by TISSOT



Game No: 67

Shot Chart
Схема бросков

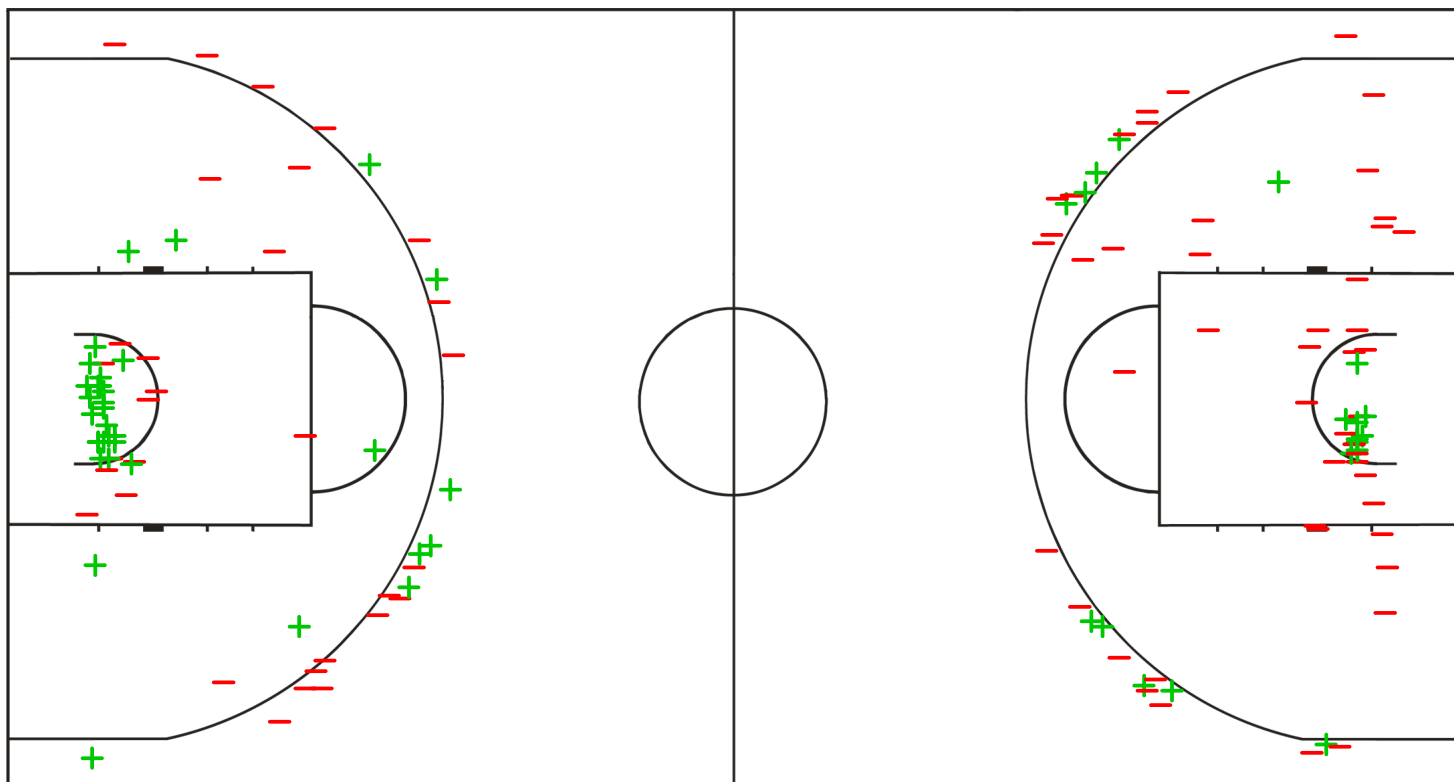
USA 91 vs 51 NOR
(17 - 15, 26 - 10, 21 - 15, 27 - 11)

Scoring by 5 min intervals:

	Q1		Q2		Q3		Q4	
USA	6	17	34	43	54	64	78	91
NOR	9	15	20	25	35	40	44	51

USA - United States

NOR - Norway



LEGEND

+ Shot Made

- Shot Missed

Timing and Results provided by **TISSOT**



Game No: 67

Shot Chart

Схема бросков

USA 91 vs 51 NOR

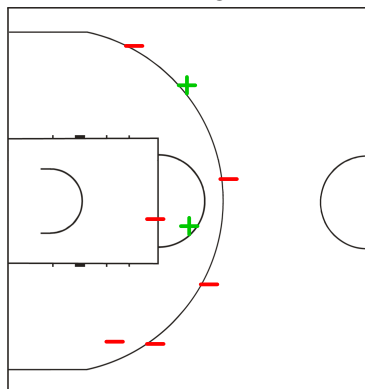
(17 - 15, 26 - 10, 21 - 15, 27 - 11)

Scoring by 5 min intervals:

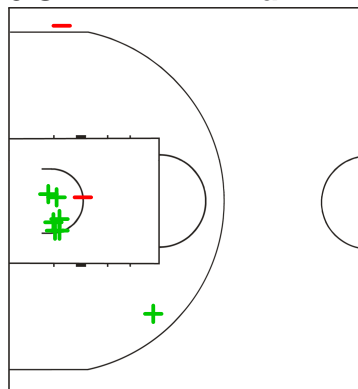
	Q1		Q2		Q3		Q4	
USA	6	17	34	43	54	64	78	91
NOR	9	15	20	25	35	40	44	51

USA - United States

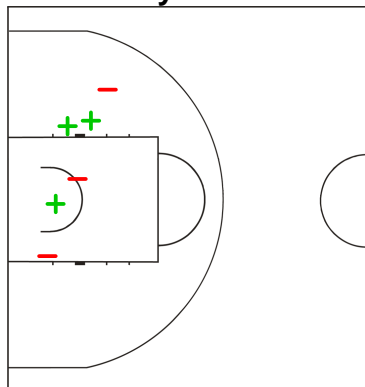
4 FERRELL Kevin



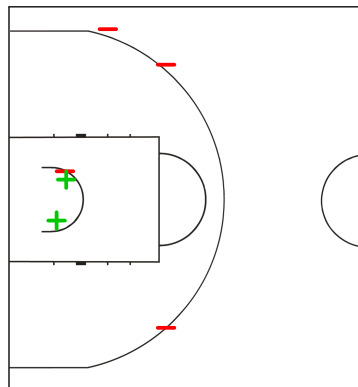
5 SHEEHEY William



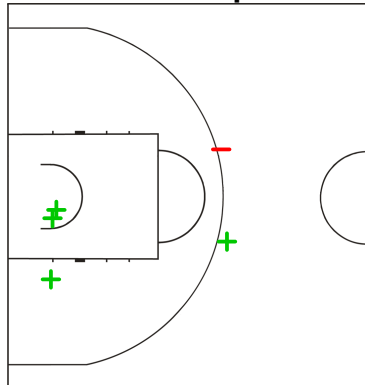
6 HAWS Tyler



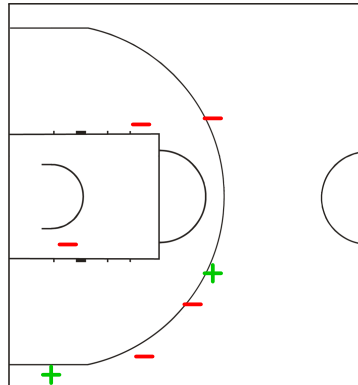
7 HANCOCK Luke



8 DINWIDDIE Spencer



9 KILPATRICK Sean



LEGEND

+ Shot Made

-

Shot Missed

Timing and Results provided by TISSOT



Game No: 67

Shot Chart
Схема бросков

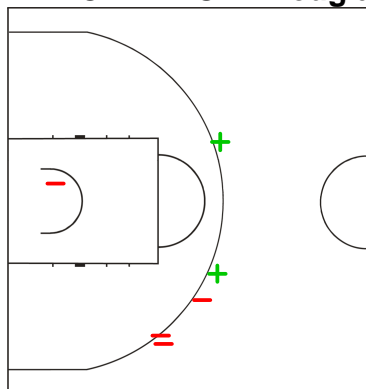
USA 91 vs 51 NOR
(17 - 15, 26 - 10, 21 - 15, 27 - 11)

Scoring by 5 min intervals:

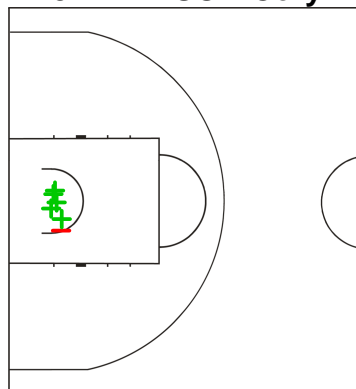
	Q1		Q2		Q3		Q4	
USA	6	17	34	43	54	64	78	91
NOR	9	15	20	25	35	40	44	51

USA - United States

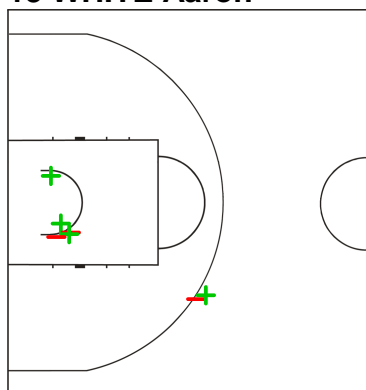
11 MCDERMOTT Douglas



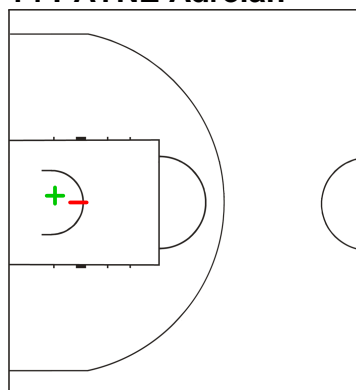
12 JEFFERSON Cory



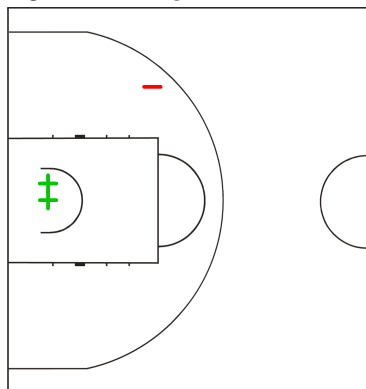
13 WHITE Aaron



14 PAYNE Adreian



15 KIRK Alex



LEGEND

+ Shot Made

-

Shot Missed

Timing and Results provided by **TISSOT**



Game No: 67

Shot Chart

Схема бросков

USA 91 vs 51 NOR

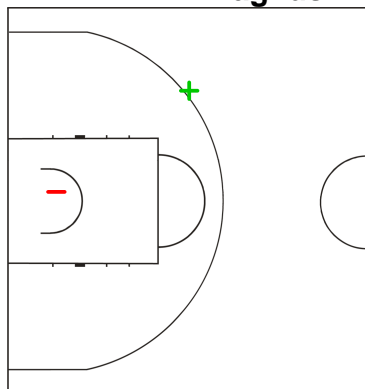
(17 - 15, 26 - 10, 21 - 15, 27 - 11)

Scoring by 5 min intervals:

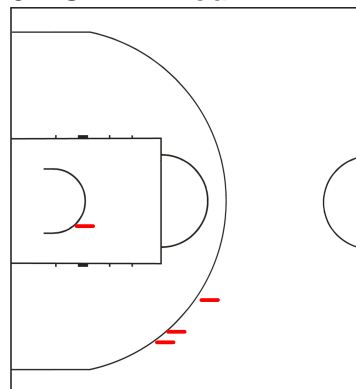
	Q1		Q2		Q3		Q4	
USA	6	17	34	43	54	64	78	91
NOR	9	15	20	25	35	40	44	51

NOR - Norway

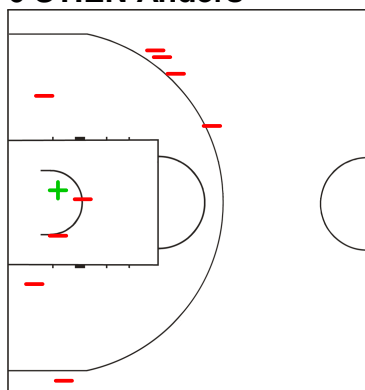
4 MIDTVEDT Magnus



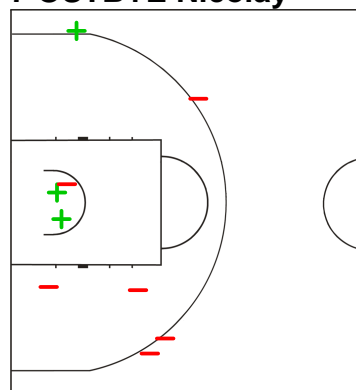
5 BOEHN Fredrik



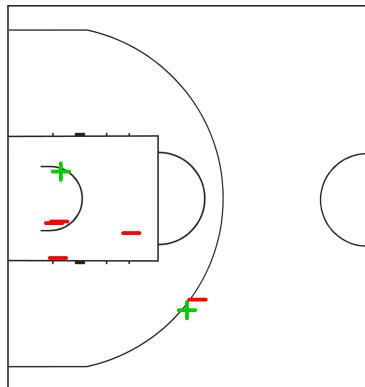
6 STIEN Anders



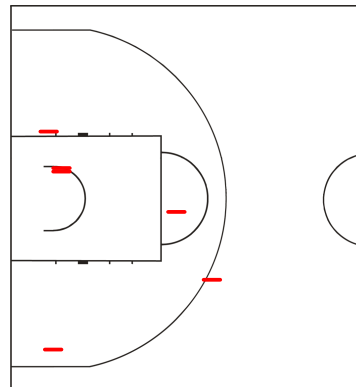
7 OSTBYE Nicolay



8 JAWARA Karamo



9 LUNDESTAD Oevind



LEGEND

+ Shot Made

-

Shot Missed

Timing and Results provided by TISSOT



Game No: 67

Shot Chart

Схема бросков

USA 91 vs 51 NOR

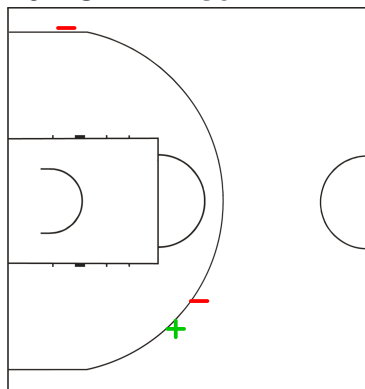
(17 - 15, 26 - 10, 21 - 15, 27 - 11)

Scoring by 5 min intervals:

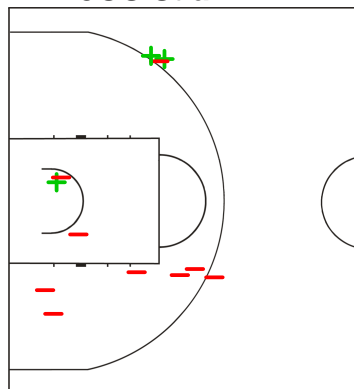
	Q1		Q2		Q3		Q4	
USA	6	17	34	43	54	64	78	91
NOR	9	15	20	25	35	40	44	51

NOR - Norway

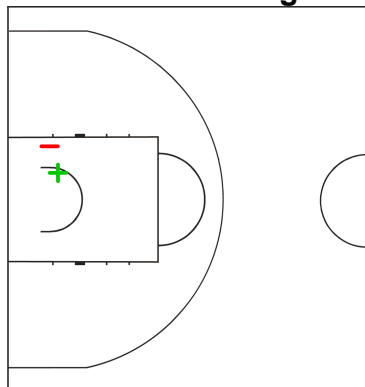
10 BOLIN Aksel



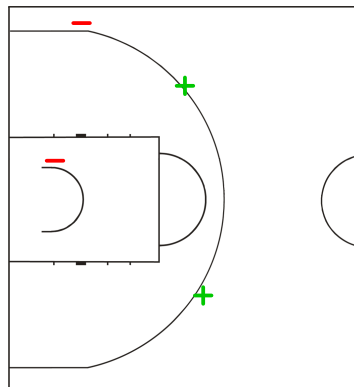
11 MJOS Stian



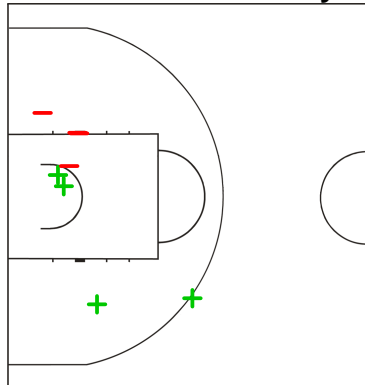
12 FIVELSTAD Magne



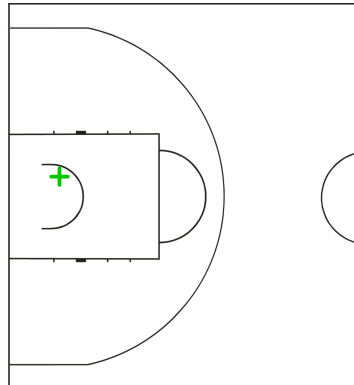
13 SOMMERFELDT Torgrim



14 NWACHUKWU Roy Emeka



15 BRADASCIO Mattia



LEGEND

+ Shot Made

-

Shot Missed



Game No: 67

Lineup Analysis

Анализ

USA 91 vs 51 NOR

USA

Lineup efficiency

5	SHEEHEY W	7	HANCOCK L	8	DINWIDDIE S	11	MCDERMOTT D	12	JEFFERSON C	8:10
4	FERRELL K	6	HAWS T	9	KILPATRICK S	13	WHITE A	15	KIRK A	5:07
4	FERRELL K	5	SHEEHEY W	7	HANCOCK L	11	MCDERMOTT D	12	JEFFERSON C	4:05
4	FERRELL K	6	HAWS T	9	KILPATRICK S	13	WHITE A	14	PAYNE A	4:00
4	FERRELL K	7	HANCOCK L	9	KILPATRICK S	13	WHITE A	14	PAYNE A	3:37
4	FERRELL K	6	HAWS T	8	DINWIDDIE S	13	WHITE A	15	KIRK A	2:40
4	FERRELL K	6	HAWS T	8	DINWIDDIE S	11	MCDERMOTT D	15	KIRK A	1:49
5	SHEEHEY W	7	HANCOCK L	8	DINWIDDIE S	11	MCDERMOTT D	14	PAYNE A	1:35
4	FERRELL K	7	HANCOCK L	8	DINWIDDIE S	13	WHITE A	14	PAYNE A	1:28
4	FERRELL K	7	HANCOCK L	8	DINWIDDIE S	12	JEFFERSON C	13	WHITE A	1:21
5	SHEEHEY W	7	HANCOCK L	8	DINWIDDIE S	12	JEFFERSON C	13	WHITE A	1:04
4	FERRELL K	5	SHEEHEY W	9	KILPATRICK S	11	MCDERMOTT D	14	PAYNE A	0:53
4	FERRELL K	6	HAWS T	8	DINWIDDIE S	11	MCDERMOTT D	14	PAYNE A	0:52
5	SHEEHEY W	8	DINWIDDIE S	9	KILPATRICK S	12	JEFFERSON C	13	WHITE A	0:46
4	FERRELL K	6	HAWS T	9	KILPATRICK S	12	JEFFERSON C	13	WHITE A	0:31
4	FERRELL K	5	SHEEHEY W	7	HANCOCK L	12	JEFFERSON C	13	WHITE A	0:25
5	SHEEHEY W	8	DINWIDDIE S	9	KILPATRICK S	11	MCDERMOTT D	14	PAYNE A	0:24
4	FERRELL K	6	HAWS T	7	HANCOCK L	11	MCDERMOTT D	14	PAYNE A	0:24
5	SHEEHEY W	8	DINWIDDIE S	9	KILPATRICK S	13	WHITE A	14	PAYNE A	0:20
4	FERRELL K	5	SHEEHEY W	7	HANCOCK L	13	WHITE A	14	PAYNE A	0:15
4	FERRELL K	7	HANCOCK L	9	KILPATRICK S	12	JEFFERSON C	13	WHITE A	0:14

Score development

4	FERRELL K	6	HAWS T	8	DINWIDDIE S	13	WHITE A	15	KIRK A	2:40	+11
5	SHEEHEY W	7	HANCOCK L	8	DINWIDDIE S	11	MCDERMOTT D	12	JEFFERSON C	8:10	+11
5	SHEEHEY W	7	HANCOCK L	8	DINWIDDIE S	11	MCDERMOTT D	14	PAYNE A	1:35	+7
4	FERRELL K	6	HAWS T	8	DINWIDDIE S	11	MCDERMOTT D	14	PAYNE A	0:52	+5
5	SHEEHEY W	7	HANCOCK L	8	DINWIDDIE S	12	JEFFERSON C	13	WHITE A	1:04	+4
4	FERRELL K	7	HANCOCK L	8	DINWIDDIE S	12	JEFFERSON C	13	WHITE A	1:21	+3
4	FERRELL K	7	HANCOCK L	9	KILPATRICK S	13	WHITE A	14	PAYNE A	3:37	+3
4	FERRELL K	6	HAWS T	9	KILPATRICK S	13	WHITE A	14	PAYNE A	4:00	+3
4	FERRELL K	5	SHEEHEY W	9	KILPATRICK S	11	MCDERMOTT D	14	PAYNE A	0:53	+2
4	FERRELL K	6	HAWS T	7	HANCOCK L	11	MCDERMOTT D	14	PAYNE A	0:24	+1
4	FERRELL K	7	HANCOCK L	9	KILPATRICK S	12	JEFFERSON C	13	WHITE A	0:14	0
4	FERRELL K	5	SHEEHEY W	7	HANCOCK L	13	WHITE A	14	PAYNE A	0:15	0
5	SHEEHEY W	8	DINWIDDIE S	9	KILPATRICK S	11	MCDERMOTT D	14	PAYNE A	0:24	0
4	FERRELL K	5	SHEEHEY W	7	HANCOCK L	12	JEFFERSON C	13	WHITE A	0:25	0
5	SHEEHEY W	8	DINWIDDIE S	9	KILPATRICK S	12	JEFFERSON C	13	WHITE A	0:46	0
4	FERRELL K	6	HAWS T	8	DINWIDDIE S	11	MCDERMOTT D	15	KIRK A	1:49	-1
4	FERRELL K	6	HAWS T	9	KILPATRICK S	13	WHITE A	15	KIRK A	5:07	-1
5	SHEEHEY W	8	DINWIDDIE S	9	KILPATRICK S	13	WHITE A	14	PAYNE A	0:20	-2
4	FERRELL K	7	HANCOCK L	8	DINWIDDIE S	13	WHITE A	14	PAYNE A	1:28	-2
4	FERRELL K	6	HAWS T	9	KILPATRICK S	12	JEFFERSON C	13	WHITE A	0:31	-3
4	FERRELL K	5	SHEEHEY W	7	HANCOCK L	11	MCDERMOTT D	12	JEFFERSON C	4:05	-3



Game No: 65

Start List

Стартовый список

GER vs MGL

Referee: KOVER Fabio (BRA)

Umpire: VETROV Evgeny (RUS) / ARISAWA Shigeyuki (JPN)

GER - Germany

No.	Name	Pos	Height m / ft in	Age	Current Games Statistics						
					PPG	FG%	3FG%	FT%	RPG	APG	MPG (GP)
4	CANTY Anthony	G	1.83/6'0"	22	8.8	34	21	93	1.6	1.8	19:51 (5)
5	JOENKE Till-Joscha	G	1.89/6'2"	21	5.0	42	50	57	3.6	0.6	17:33 (5)
6	KOCH Florian	F	1.97/6'6"	21	3.0	43	0		3.5	0.5	10:38 (2)
7	KLEIN Konstantin	G	1.87/6'2"	22	9.6	51	33	80	2.8	2.2	21:20 (5)
8	SCHMIDT Stefan	C	2.04/6'8"	24	8.2	48		71	5.8	1.0	21:08 (5)
9	MOENNINGHOFF Mathis	G	2.00/6'7"	21	9.8	35	32	83	2.2	1.8	24:37 (5)
10	KRAMER Dennis	F	2.08/6'10"	21	4.4	44	0		2.8	1.2	10:22 (5)
11	ZEIS Peter	F	1.97/6'6"	24	4.4	32	24	80	2.6	0.4	18:12 (5)
12	WENDT Ole	G	1.90/6'3"	20	5.6	28	18	36	4.6	2.6	22:50 (5)
13	WOHLFARTH-BOTTERMANN Jonas	C	2.07/6'9"	23	13.8	69		47	7.6	1.2	23:38 (5)
14	VOIGTMANN Johannes	C	2.08/6'10"	20	9.4	62		42	7.0	1.6	15:39 (5)
15	ZIEGENHAGEN Malte	G	1.93/6'4"	22	1.0	22	0		2.0	1.5	6:11 (4)
Team			1.97/6'6"	21.8	81.0	45	24	66	48.8	15.8	
Coach		STOLZ Olaf									
Assistant Coach		BAUER Robert									

GER Played		
PR	EST	59 - 65
PR	UKR	78 - 58
PR	OMA	123 - 32
PR	KOR	93 - 69
PR	RUS	52 - 80


MGL - Mongolia

No.	Name	Pos	Height m / ft in	Age	Current Games Statistics						
					PPG	FG%	3FG%	FT%	RPG	APG	MPG (GP)
4	OTGONBAATAR Sergelen	F	1.78/5'10"	24	7.5	50	75	75	1.8	2.5	24:07 (4)
5	GOTOV Tsenguunbayar	G	1.93/6'4"	23	0.0	0	0		0.3	0.0	6:30 (4)
6	BATTUVSHIN Bilguun	F	1.97/6'6"	24	16.3	54	42	55	4.3	1.3	31:05 (4)
7	BATBOLD Darkhantugs	F	1.82/6'0"	21	1.3	20	0		1.3	0.0	9:20 (3)
8	DAVAASAMBUU Delgernyam	F	1.94/6'4"	23	3.3	29	0	50	3.8	0.5	21:26 (4)
9	TUNGALAG Sanchir	F	1.90/6'3"	24	20.3	37	33	75	5.8	2.0	30:24 (4)
10	DAVAADORJ Munkhtuvshin	F	1.89/6'2"	24	0.5	9	0		0.3	1.0	9:54 (4)
11	ENKHBAT Dulguun	F	1.89/6'2"	21	0.7	50			0.0	0.0	2:41 (3)
12	OTGONBAYAR Ochirbat	C	1.97/6'6"	22	0.0	0			1.0	0.0	7:03 (4)
13	TSERENDAGVA Azbayar	G	1.93/6'4"	23	10.5	36	33	100	3.3	1.3	31:57 (4)
14	ENKHTAIVAN Tserenbaatar	C	1.98/6'6"	23	3.3	26	0	25	4.0	0.5	22:40 (4)
15	AVARZED Gansukh	F	1.91/6'3"	21	1.7	40		50	1.7	0.0	7:46 (3)
Team			1.91/6'3"	22.8	55.4	37	31	63	24.8	7.2	
Coach		SUKHBAATAR Tulga									
Assistant Coach		AMGALAN Enkhbaatar									

MGL Played		
PR	SRB	56 - 110
PR	MEX	54 - 108
PR	ROU	72 - 89
PR	PHI	20 - 0
PR	JPN	75 - 72

LEGEND

(1)	Point Guard	(2)	Shooting Guard	(3)	Small Forward	(4)	Power Forward	(5)	Centre
(C)	Captain	3FG%	3 Points Field Goals %	APG	Assists per Game	C	Centre	F	Forward
FG%	Field Goals %	FT%	Free Throws %	G	Guard	GP	Games Played	MPG	Minutes Played per Game
Pos	Playing Position	PPG	Points per Game	PR	Preliminary Round	RPG	Rebounds per Game		

Timing and Results provided by  TISSOT



Game No: 65

Results

Результаты

Match Duration: 1:34

GER 101 vs 68 MGL

(18:20, 31:18, 28:15, 24:15)

Referee: KOVER Fabio (BRA)

Commissioner:

Umpire: VETROV Evgeny (RUS) / ARISAWA Shigeyuki (JPN)

Scoring by 5 min intervals:	GER	Q1		Q2		Q3		Q4	
		M	A	M	A	M	A	M	A
	12	18	33	49	61	77	85	101	
	11	20	27	38	42	53	56	68	

GER - Germany

No.	Name	MIN	Field Goals		2 Points		3 Points		Free Throws		Rebounds			AS	TO	ST	BS	PF	FD	PTS
			M/A	%	M/A	%	M/A	%	M/A	%	OR	DR	TOT							
4	CANTY Anthony	20:27	3/4	75	3/3	100	0/1	0	6/6	100	0	1	1	3	2	2	0	2	3	12
5	JOENKE Till-Joscha	14:51	1/3	33	1/3	33	0/0	0	2/2	100	0	1	1	2	0	0	0	0	2	4
6	KOCH Florian	16:42	7/9	78	5/5	100	2/4	50	0/0	0	1	1	2	1	2	0	0	2	0	16
*7	KLEIN Konstantin	17:04	3/9	33	1/5	20	2/4	50	3/4	75	1	0	1	3	1	1	0	1	3	11
*8	SCHMIDT Stefan	19:31	4/7	57	4/7	57	0/0	0	0/0	0	2	5	7	3	1	1	0	1	0	8
*9	MOENNINGHOFF Mathis	15:56	3/8	38	1/5	20	2/3	67	0/0	0	0	3	3	1	1	2	0	1	0	8
10	KRAMER Dennis	18:40	6/6	100	6/6	100	0/0	0	2/2	100	1	2	3	2	1	1	0	2	2	14
11	ZEIS Peter	13:44	0/1	0	0/0	0	0/1	0	2/2	100	0	0	0	1	1	1	0	1	2	2
*12	WENDT Ole	15:21	1/8	13	1/6	17	0/2	0	0/0	0	2	0	2	3	1	0	0	1	3	2
*13	WOHLFARTH-BOTTERMANN Jonas	18:05	6/9	67	6/9	67	0/0	0	1/6	17	2	7	9	0	1	0	3	0	5	13
14	VOIGTMANN Johannes	17:43	4/6	67	4/6	67	0/0	0	1/1	100	3	4	7	3	2	1	1	3	1	9
15	ZIEGENHAGEN Malte	11:56	1/3	33	1/2	50	0/1	0	0/2	0	1	1	2	3	1	0	0	3	1	2
Team / Coach											1	5	6		1					
Totals			39/73	53	33/57	58	6/16	38	17/25	68	14	30	44	25	15	9	4	17	22	101
Coach		STOLZ Olaf																		
Assistant Coach		BAUER Robert																		

MGL - Mongolia

No.	Name	MIN	Field Goals		2 Points		3 Points		Free Throws		Rebounds			AS	TO	ST	BS	PF	FD	PTS
			M/A	%	M/A	%	M/A	%	M/A	%	OR	DR	TOT							
*4	OTGONBAATAR Sergelen	24:40	1/2	50	1/2	50	0/0	0	0/0	0	1	2	3	3	4	0	0	3	1	2
5	GOTOV Tsenguunbayar	8:17	1/1	100	1/1	100	0/0	0	0/0	0	0	0	0	0	0	0	0	1	0	2
*6	BATTUVSHIN Bilguun	27:53	6/13	46	6/13	46	0/0	0	0/0	0	1	4	5	2	7	4	2	3	3	12
7	BATBOLD Darkhantugs	9:50	0/0	0	0/0	0	0/0	0	2/2	100	0	1	1	0	3	0	0	3	2	2
8	DAVAASAMBUU Delgermyam	8:29	0/2	0	0/2	0	0/0	0	0/0	0	0	0	0	2	0	0	0	3	0	0
*9	TUNGALAG Sanchir	37:32	9/21	43	5/9	56	4/12	33	5/6	83	3	8	11	1	3	1	0	4	5	27
10	DAVAADORJ Munkhtuvshin	2:18	0/0	0	0/0	0	0/0	0	0/0	0	0	0	0	0	1	0	0	0	0	0
11	ENKHBAT Dulguun	3:48	0/0	0	0/0	0	0/0	0	0/0	0	0	0	0	0	1	0	0	0	0	0
12	OTGONBAYAR Ochirbat	7:22	1/1	100	1/1	100	0/0	0	1/2	50	1	0	1	0	0	0	0	1	1	3
*13	TSERENDAGVA Azbayar	34:10	6/15	40	1/2	50	5/13	38	0/0	0	0	3	3	1	4	1	0	1	0	17
*14	ENKHTAIVAN Tserenbaatar	29:43	1/6	17	1/5	20	0/1	0	0/0	0	2	3	5	1	0	0	0	3	2	2
15	AVARZED Gansukh	5:58	0/1	0	0/0	0	0/1	0	1/2	50	0	3	3	0	2	1	0	0	3	1
Team / Coach											0	1	1		2					
Totals			25/62	40	16/35	46	9/27	33	9/12	75	8	25	33	10	27	7	2	22	17	68
Coach		SUKHBAATAR Tulga																		
Assistant Coach		AMGALAN Enkhbaatar																		

	GER	MGL
Points from Turnovers	36	5
Points in the Paint	62	22
Second Chance Points	16	8
Fast Break Points	8	9

	GER	MGL
Biggest Lead	33	6
Biggest Scoring Run	12-0 (33-26)	9-0 (12-18)
Lead Changes	5	
Times Tied	3	

LEGEND			
%	Shooting Percentage	(C)	Captain
BS	Blocked Shots	DR	Defensive Rebounds
OR	Offensive Rebounds	OTx	Overtime
S	Suspended	ST	Steals
(I)	Injured	FD	Fouls Drawn
*	Starters	PF	Fouls
M/A	Made / Attempts	TO	Turnovers
PTS	Points		
TOT	Total Rebounds		
AS	Assists		
MIN	Minutes Played		
Qx	Quarter Time		

Timing and Results provided by TISSOT



Game No: 65

Shot Chart
Схема бросков

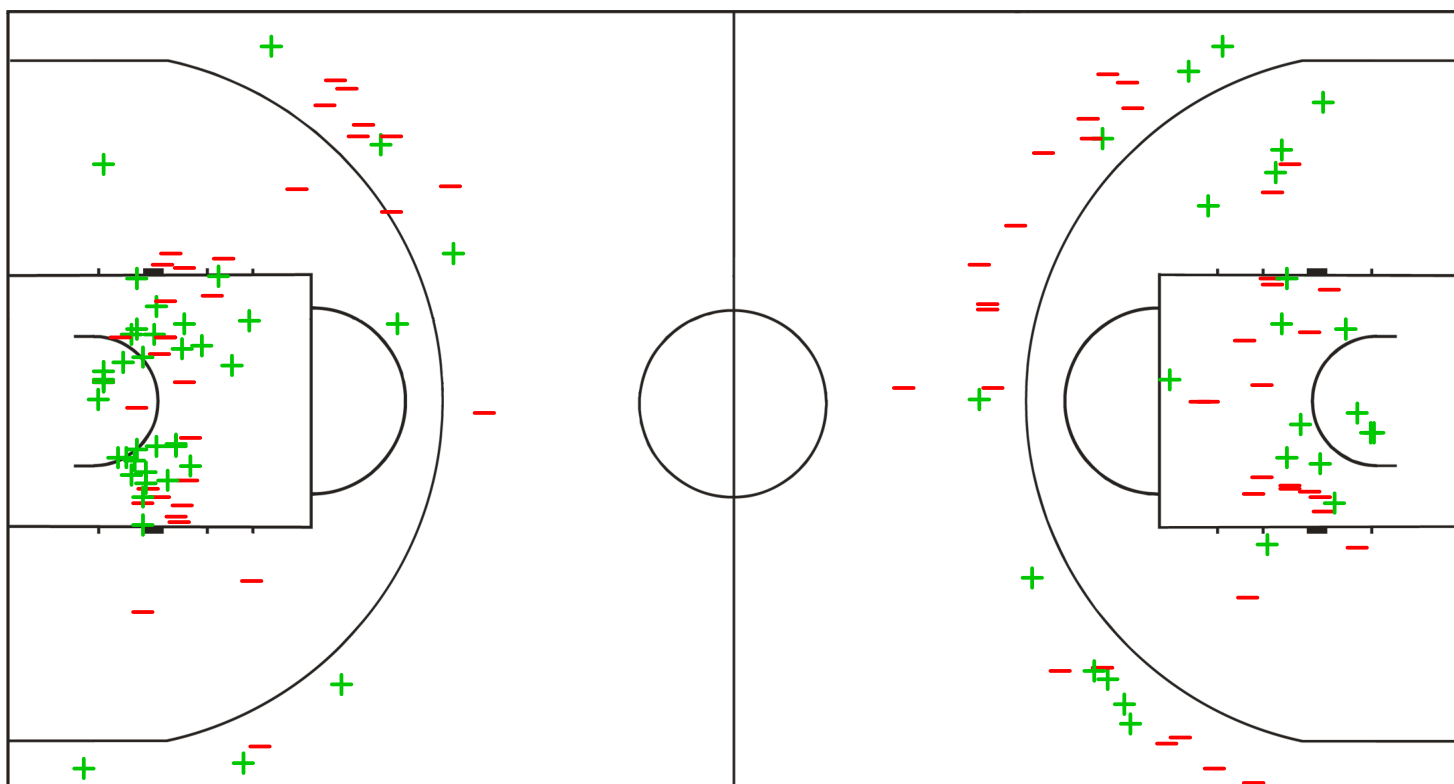
GER 101 vs 68 MGL
(18 - 20, 31 - 18, 28 - 15, 24 - 15)

Scoring by 5 min intervals:

	Q1		Q2		Q3		Q4	
GER	12	18	33	49	61	77	85	101
MGL	11	20	27	38	42	53	56	68

GER - Germany

MGL - Mongolia



LEGEND

+ Shot Made

- Shot Missed

Timing and Results provided by **TISSOT**



Game No: 65

Shot Chart

Схема бросков

GER 101 vs 68 MGL

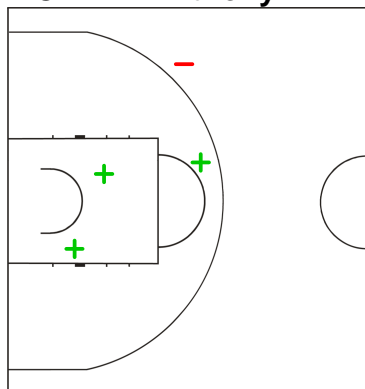
(18 - 20, 31 - 18, 28 - 15, 24 - 15)

Scoring by 5 min intervals:

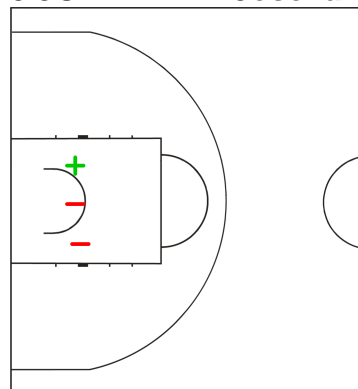
	Q1		Q2		Q3		Q4	
GER	12	18	33	49	61	77	85	101
MGL	11	20	27	38	42	53	56	68

GER - Germany

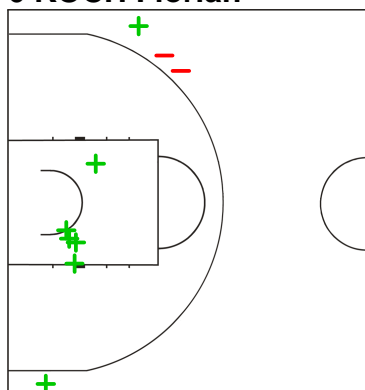
4 CANTY Anthony



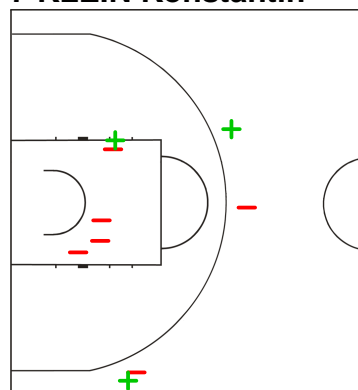
5 JOENKE Till-Joscha



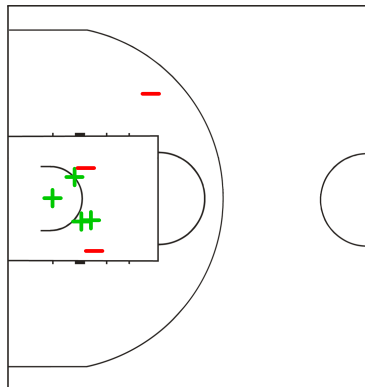
6 KOCH Florian



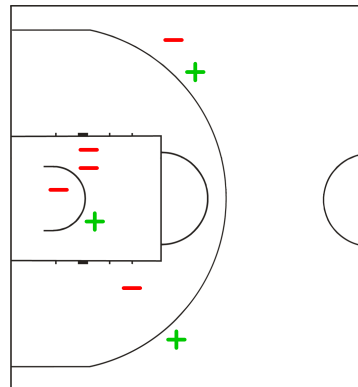
7 KLEIN Konstantin



8 SCHMIDT Stefan



9 MOENNINGHOFF Mathis



LEGEND

+ Shot Made

- Shot Missed

Timing and Results provided by **TISSOT**



Game No: 65

Shot Chart

Схема бросков

GER 101 vs 68 MGL

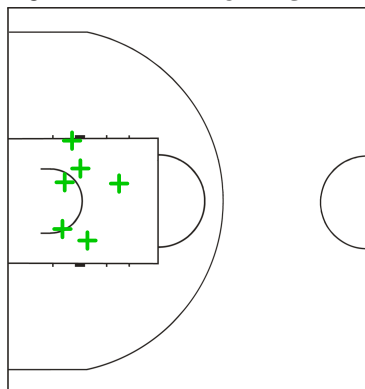
(18 - 20, 31 - 18, 28 - 15, 24 - 15)

Scoring by 5 min intervals:

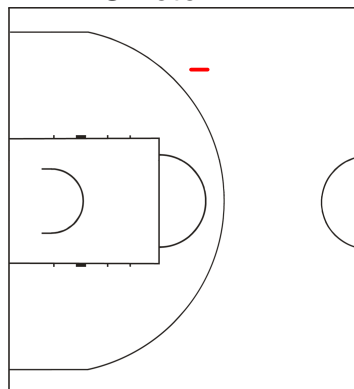
	Q1		Q2		Q3		Q4	
GER	12	18	33	49	61	77	85	101
MGL	11	20	27	38	42	53	56	68

GER - Germany

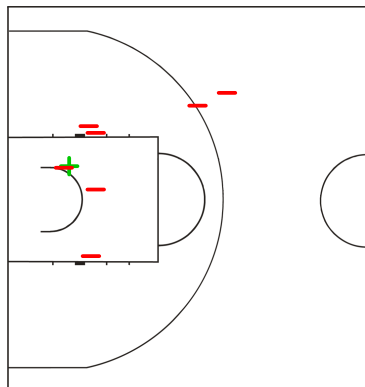
10 KRAMER Dennis



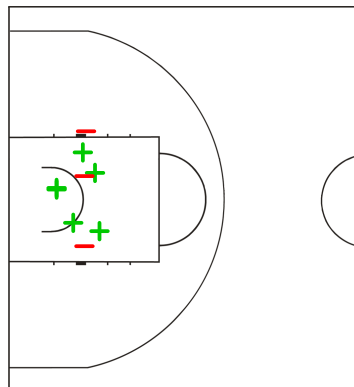
11 ZEIS Peter



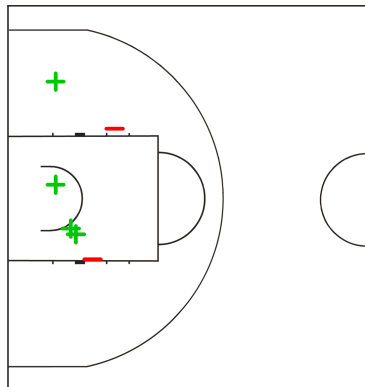
12 WENDT Ole



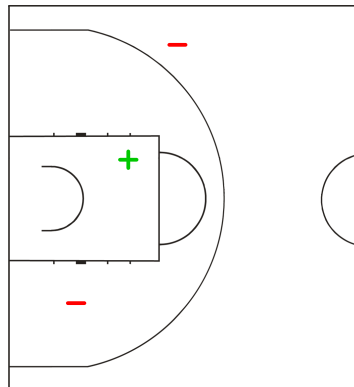
13 WOHLFARTH-BOTTERMANN Jonas



14 VOIGTMANN Johannes



15 ZIEGENHAGEN Malte



LEGEND

+ Shot Made

-

Shot Missed

Timing and Results provided by **TISSOT**



Game No: 65

Shot Chart

Схема бросков

GER 101 vs 68 MGL

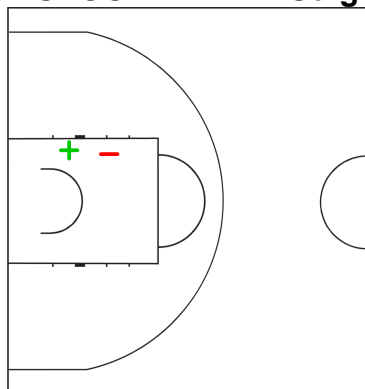
(18 - 20, 31 - 18, 28 - 15, 24 - 15)

Scoring by 5 min intervals:

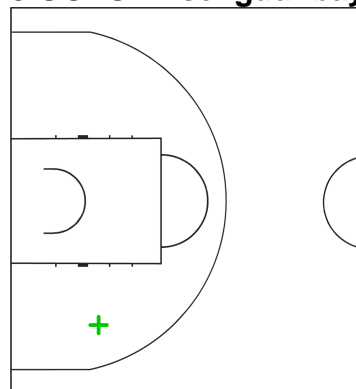
	Q1		Q2		Q3		Q4	
GER	12	18	33	49	61	77	85	101
MGL	11	20	27	38	42	53	56	68

MGL - Mongolia

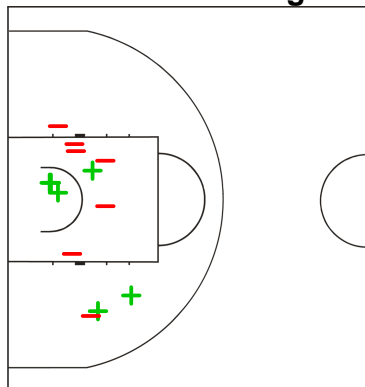
4 OTGONBAATAR Sergelen



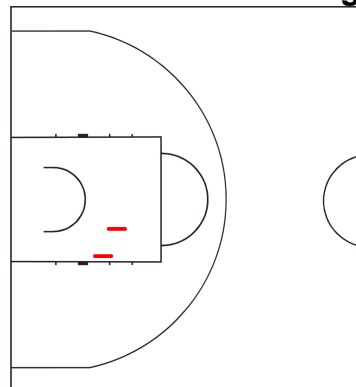
5 GOTOV Tsenguunbayar



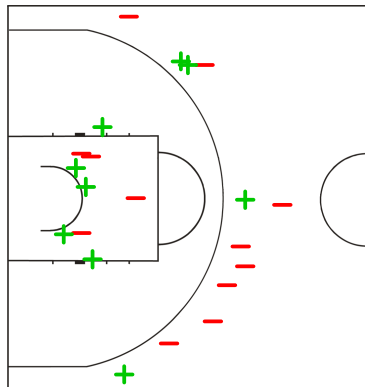
6 BATTUVSHIN Bilguun



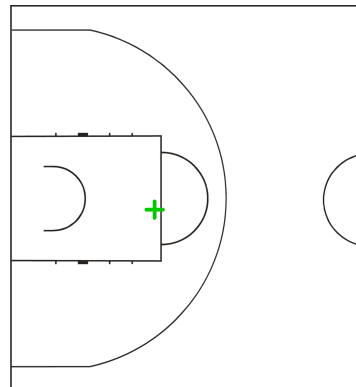
8 DAVAASAMBUU Delgernyam



9 TUNGALAG Sanchir



12 OTGONBAYAR Ochirbat



LEGEND

+ Shot Made

-

Shot Missed

Timing and Results provided by **TISSOT**



Game No: 65

Shot Chart

Схема бросков

GER 101 vs 68 MGL

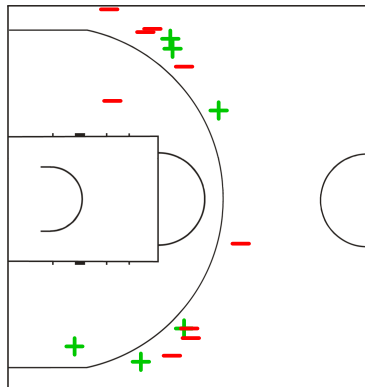
(18 - 20, 31 - 18, 28 - 15, 24 - 15)

Scoring by 5 min intervals:

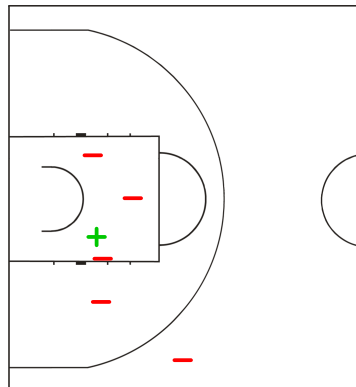
	Q1		Q2		Q3		Q4	
GER	12	18	33	49	61	77	85	101
MGL	11	20	27	38	42	53	56	68

MGL - Mongolia

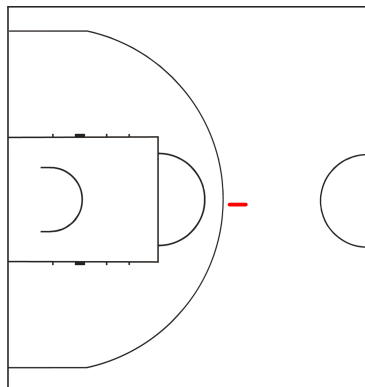
13 TSERENDAGVA Azbayar



14 ENKHTAIVAN Tserenbaatar



15 AVARZED Gansukh



LEGEND

+ Shot Made

- Shot Missed

Timing and Results provided by TISSOT



Game No: 65

Lineup Analysis

Анализ

GER 101 vs 68 MGL

GER

Lineup efficiency

4	CANTY A	7	KLEIN K	8	SCHMIDT S	9	MOENNINGHOFF M	13	WOHLFARTH-BOTTERMA	4:02
7	KLEIN K	8	SCHMIDT S	9	MOENNINGHOFF M	12	WENDT O	13	WOHLFARTH-BOTTERMA	3:32
7	KLEIN K	9	MOENNINGHOFF M	10	KRAMER D	12	WENDT O	13	WOHLFARTH-BOTTERMA	3:21
4	CANTY A	5	JOENKE T	7	KLEIN K	11	ZEIS P	14	VOIGTMANN J	3:10
10	KRAMER D	11	ZEIS P	12	WENDT O	14	VOIGTMANN J	15	ZIEGENHAGEN M	3:05
5	JOENKE T	6	KOCH F	10	KRAMER D	11	ZEIS P	14	VOIGTMANN J	3:01
4	CANTY A	5	JOENKE T	6	KOCH F	11	ZEIS P	14	VOIGTMANN J	2:47
4	CANTY A	5	JOENKE T	6	KOCH F	10	KRAMER D	13	WOHLFARTH-BOTTERMA	2:45
5	JOENKE T	7	KLEIN K	8	SCHMIDT S	9	MOENNINGHOFF M	13	WOHLFARTH-BOTTERMA	2:05
4	CANTY A	6	KOCH F	8	SCHMIDT S	14	VOIGTMANN J	15	ZIEGENHAGEN M	2:03
4	CANTY A	6	KOCH F	8	SCHMIDT S	10	KRAMER D	15	ZIEGENHAGEN M	1:45
8	SCHMIDT S	11	ZEIS P	12	WENDT O	14	VOIGTMANN J	15	ZIEGENHAGEN M	1:37
6	KOCH F	8	SCHMIDT S	12	WENDT O	14	VOIGTMANN J	15	ZIEGENHAGEN M	1:30
9	MOENNINGHOFF M	10	KRAMER D	12	WENDT O	13	WOHLFARTH-BOTTERMA	15	ZIEGENHAGEN M	1:22
4	CANTY A	6	KOCH F	8	SCHMIDT S	9	MOENNINGHOFF M	10	KRAMER D	1:04
4	CANTY A	5	JOENKE T	6	KOCH F	8	SCHMIDT S	10	KRAMER D	0:59
4	CANTY A	10	KRAMER D	12	WENDT O	13	WOHLFARTH-BOTTERMA	15	ZIEGENHAGEN M	0:34
4	CANTY A	7	KLEIN K	8	SCHMIDT S	9	MOENNINGHOFF M	14	VOIGTMANN J	0:30
4	CANTY A	6	KOCH F	7	KLEIN K	8	SCHMIDT S	10	KRAMER D	0:24
4	CANTY A	6	KOCH F	10	KRAMER D	12	WENDT O	13	WOHLFARTH-BOTTERMA	0:20
4	CANTY A	5	JOENKE T	6	KOCH F	11	ZEIS P	13	WOHLFARTH-BOTTERMA	0:04

Score development

4	CANTY A	5	JOENKE T	6	KOCH F	10	KRAMER D	13	WOHLFARTH-BOTTERMA	2:45	+8
4	CANTY A	6	KOCH F	8	SCHMIDT S	9	MOENNINGHOFF M	10	KRAMER D	1:04	+6
7	KLEIN K	9	MOENNINGHOFF M	10	KRAMER D	12	WENDT O	13	WOHLFARTH-BOTTERMA	3:21	+6
4	CANTY A	6	KOCH F	8	SCHMIDT S	10	KRAMER D	15	ZIEGENHAGEN M	1:45	+5
4	CANTY A	7	KLEIN K	8	SCHMIDT S	9	MOENNINGHOFF M	13	WOHLFARTH-BOTTERMA	4:02	+5
8	SCHMIDT S	11	ZEIS P	12	WENDT O	14	VOIGTMANN J	15	ZIEGENHAGEN M	1:37	+4
5	JOENKE T	6	KOCH F	10	KRAMER D	11	ZEIS P	14	VOIGTMANN J	3:01	+3
4	CANTY A	6	KOCH F	10	KRAMER D	12	WENDT O	13	WOHLFARTH-BOTTERMA	0:20	+2
4	CANTY A	6	KOCH F	8	SCHMIDT S	14	VOIGTMANN J	15	ZIEGENHAGEN M	2:03	+2
4	CANTY A	5	JOENKE T	7	KLEIN K	11	ZEIS P	14	VOIGTMANN J	3:10	+1
4	CANTY A	6	KOCH F	7	KLEIN K	8	SCHMIDT S	10	KRAMER D	0:24	0
4	CANTY A	7	KLEIN K	8	SCHMIDT S	9	MOENNINGHOFF M	14	VOIGTMANN J	0:30	0
4	CANTY A	10	KRAMER D	12	WENDT O	13	WOHLFARTH-BOTTERMA	15	ZIEGENHAGEN M	0:34	0
4	CANTY A	5	JOENKE T	6	KOCH F	8	SCHMIDT S	10	KRAMER D	0:59	-1
9	MOENNINGHOFF M	10	KRAMER D	12	WENDT O	13	WOHLFARTH-BOTTERMA	15	ZIEGENHAGEN M	1:22	-1
6	KOCH F	8	SCHMIDT S	12	WENDT O	14	VOIGTMANN J	15	ZIEGENHAGEN M	1:30	-1
5	JOENKE T	7	KLEIN K	8	SCHMIDT S	9	MOENNINGHOFF M	13	WOHLFARTH-BOTTERMA	2:05	-1
10	KRAMER D	11	ZEIS P	12	WENDT O	14	VOIGTMANN J	15	ZIEGENHAGEN M	3:05	-1
7	KLEIN K	8	SCHMIDT S	9	MOENNINGHOFF M	12	WENDT O	13	WOHLFARTH-BOTTERMA	3:32	0
4	CANTY A	5	JOENKE T	6	KOCH F	11	ZEIS P	13	WOHLFARTH-BOTTERMA	0:04	-2
4	CANTY A	5	JOENKE T	6	KOCH F	11	ZEIS P	14	VOIGTMANN J	2:47	-2



Game No: 65

Lineup Analysis

Анализ

MGL

Lineup efficiency


4	OTGONBAATAR S	6	BATTUVSHIN B	9	TUNGALAG S	13	TSERENDAGVA A	14	ENKHTAIVAN T	16:12
6	BATTUVSHIN B	9	TUNGALAG S	13	TSERENDAGVA A	14	ENKHTAIVAN T	15	AVARZED G	3:05
4	OTGONBAATAR S	8	DAVAASAMBUU D	9	TUNGALAG S	13	TSERENDAGVA A	14	ENKHTAIVAN T	2:38
6	BATTUVSHIN B	7	BATBOLD D	9	TUNGALAG S	13	TSERENDAGVA A	14	ENKHTAIVAN T	2:36
7	BATBOLD D	8	DAVAASAMBUU D	9	TUNGALAG S	10	DAVAADORJ M	12	OTGONBAYAR O	1:54
4	OTGONBAATAR S	5	GOTOV T	6	BATTUVSHIN B	9	TUNGALAG S	13	TSERENDAGVA A	1:37
4	OTGONBAATAR S	6	BATTUVSHIN B	8	DAVAASAMBUU D	9	TUNGALAG S	13	TSERENDAGVA A	1:35
5	GOTOV T	9	TUNGALAG S	11	ENKHBAT D	12	OTGONBAYAR O	15	AVARZED G	1:31
5	GOTOV T	6	BATTUVSHIN B	9	TUNGALAG S	13	TSERENDAGVA A	14	ENKHTAIVAN T	1:30
5	GOTOV T	7	BATBOLD D	9	TUNGALAG S	11	ENKHBAT D	13	TSERENDAGVA A	1:08
4	OTGONBAATAR S	9	TUNGALAG S	12	OTGONBAYAR O	13	TSERENDAGVA A	14	ENKHTAIVAN T	0:58
6	BATTUVSHIN B	7	BATBOLD D	9	TUNGALAG S	12	OTGONBAYAR O	13	TSERENDAGVA A	0:54
4	OTGONBAATAR S	5	GOTOV T	8	DAVAASAMBUU D	14	ENKHTAIVAN T	15	AVARZED G	0:51
4	OTGONBAATAR S	7	BATBOLD D	8	DAVAASAMBUU D	9	TUNGALAG S	12	OTGONBAYAR O	0:49
5	GOTOV T	7	BATBOLD D	11	ENKHBAT D	13	TSERENDAGVA A	14	ENKHTAIVAN T	0:42
5	GOTOV T	7	BATBOLD D	8	DAVAASAMBUU D	14	ENKHTAIVAN T	15	AVARZED G	0:31
7	BATBOLD D	9	TUNGALAG S	12	OTGONBAYAR O	13	TSERENDAGVA A	14	ENKHTAIVAN T	0:27
6	BATTUVSHIN B	7	BATBOLD D	10	DAVAADORJ M	12	OTGONBAYAR O	13	TSERENDAGVA A	0:24
5	GOTOV T	7	BATBOLD D	9	TUNGALAG S	11	ENKHBAT D	12	OTGONBAYAR O	0:14
5	GOTOV T	9	TUNGALAG S	11	ENKHBAT D	13	TSERENDAGVA A	14	ENKHTAIVAN T	0:13
7	BATBOLD D	8	DAVAASAMBUU D	9	TUNGALAG S	12	OTGONBAYAR O	13	TSERENDAGVA A	0:11

Score development

7	BATBOLD D	8	DAVAASAMBUU D	9	TUNGALAG S	10	DAVAADORJ M	12	OTGONBAYAR O	1:54	+3
5	GOTOV T	7	BATBOLD D	8	DAVAASAMBUU D	14	ENKHTAIVAN T	15	AVARZED G	0:31	+1
6	BATTUVSHIN B	7	BATBOLD D	9	TUNGALAG S	12	OTGONBAYAR O	13	TSERENDAGVA A	0:54	+1
5	GOTOV T	6	BATTUVSHIN B	9	TUNGALAG S	13	TSERENDAGVA A	14	ENKHTAIVAN T	1:30	+1
4	OTGONBAATAR S	8	DAVAASAMBUU D	9	TUNGALAG S	13	TSERENDAGVA A	14	ENKHTAIVAN T	2:38	+1
6	BATTUVSHIN B	9	TUNGALAG S	13	TSERENDAGVA A	14	ENKHTAIVAN T	15	AVARZED G	3:05	+1
5	GOTOV T	9	TUNGALAG S	11	ENKHBAT D	13	TSERENDAGVA A	14	ENKHTAIVAN T	0:13	0
5	GOTOV T	7	BATBOLD D	9	TUNGALAG S	11	ENKHBAT D	12	OTGONBAYAR O	0:14	0
4	OTGONBAATAR S	7	BATBOLD D	8	DAVAASAMBUU D	9	TUNGALAG S	12	OTGONBAYAR O	0:49	-1
5	GOTOV T	7	BATBOLD D	9	TUNGALAG S	11	ENKHBAT D	13	TSERENDAGVA A	1:08	0
4	OTGONBAATAR S	6	BATTUVSHIN B	8	DAVAASAMBUU D	9	TUNGALAG S	13	TSERENDAGVA A	1:35	-1
7	BATBOLD D	8	DAVAASAMBUU D	9	TUNGALAG S	12	OTGONBAYAR O	13	TSERENDAGVA A	0:11	-2
6	BATTUVSHIN B	7	BATBOLD D	10	DAVAADORJ M	12	OTGONBAYAR O	13	TSERENDAGVA A	0:24	-2
5	GOTOV T	7	BATBOLD D	11	ENKHBAT D	13	TSERENDAGVA A	14	ENKHTAIVAN T	0:42	-2
7	BATBOLD D	9	TUNGALAG S	12	OTGONBAYAR O	13	TSERENDAGVA A	14	ENKHTAIVAN T	0:27	-3
4	OTGONBAATAR S	9	TUNGALAG S	12	OTGONBAYAR O	13	TSERENDAGVA A	14	ENKHTAIVAN T	0:58	-3
4	OTGONBAATAR S	5	GOTOV T	8	DAVAASAMBUU D	14	ENKHTAIVAN T	15	AVARZED G	0:51	-4
4	OTGONBAATAR S	5	GOTOV T	6	BATTUVSHIN B	9	TUNGALAG S	13	TSERENDAGVA A	1:37	-4
5	GOTOV T	9	TUNGALAG S	11	ENKHBAT D	12	OTGONBAYAR O	15	AVARZED G	1:31	-5
6	BATTUVSHIN B	7	BATBOLD D	9	TUNGALAG S	13	TSERENDAGVA A	14	ENKHTAIVAN T	2:36	-7
4	OTGONBAATAR S	6	BATTUVSHIN B	9	TUNGALAG S	13	TSERENDAGVA A	14	ENKHTAIVAN T	16:12	-7

LEGEND

+ Shot Made - Shot Missed

Timing and Results provided by  TISSOT



Game No: 72

Start List

Стартовый список

CHN vs UAE

Referee: OKHRIMENKO Vladimir (RUS)

Umpire: RODSAND Torkild (NOR) / GYORFFY Pal Attila (HUN)

CHN - China

No.	Name	Pos	Height m / ft in	Age	Current Games Statistics						
					PPG	FG%	3FG%	FT%	RPG	APG	MPG (GP)
5	LIU Zihao	G	1.83/6'0"	21	10.0	38	17	50	3.6	3.6	31:58 (5)
6	WEN Hao	G	1.93/6'4"	22	1.5	11	0	100	1.3	1.3	11:38 (4)
7	CUI Jinming	F	1.93/6'4"	21	12.2	51	13	62	3.6	1.6	31:19 (5)
8	LI Zhigang	C	2.00/6'7"	21	5.2	54	50	71	3.2	1.0	11:52 (5)
9	GAO Xiangnan	F	1.90/6'3"	23	4.4	33	100	70	2.2	1.0	14:52 (5)
10	XIAO Jian	F	2.04/6'8"	18	0.0	0	0	0	0.3	0.0	10:21 (4)
11	LIU Lian	F	2.01/6'7"	22	13.4	49	44	100	3.8	1.2	26:40 (5)
12	SUN Hefeng	C	2.05/6'9"	20	4.4	50		60	1.4	0.2	10:16 (5)
13	ZHANG Hanqi	C	2.05/6'9"	22	6.0	63		46	2.2	0.2	15:33 (5)
14	DAI Huaibo	F	2.09/6'10"	19	7.6	30	9	61	5.2	0.4	21:16 (5)
15	WEI Meng	C	2.10/6'11"	23	5.4	45		70	4.2	0.4	18:34 (5)
Team			1.99/6'6"	21.1	69.8	43	27	62	34.8	10.6	
Coach		ZHOU Dianxue									
Assistant Coach		DU Chenglin									

CHN Played		
PR	BRA	65 - 107
PR	NOR	74 - 106
PR	LTU	52 - 129
PR	FIN	64 - 93
PR	CHI	94 - 75


UAE - United Arab Emirates

No.	Name	Pos	Height m / ft in	Age	Current Games Statistics						
					PPG	FG%	3FG%	FT%	RPG	APG	MPG (GP)
4	KHALIFA AHMAD Mubarak	F	1.84/6'0"	18	4.3	25		43	2.3	1.5	22:23 (4)
5	AL BRAIKI Mohamed	F	1.92/6'4"	21	9.2	42	50	50	2.8	0.8	26:45 (5)
6	ZUWAYED KHALIFA Saleh	G	1.75/5'9"	23	13.5	36	0	50	2.8	1.0	30:20 (4)
7	ALFARSI ALJNEIBI Mohamed	C	2.00/6'7"	22	0.8	13		50	1.0	0.2	11:31 (5)
8	ZAAL ALWALI Khamis	G	1.79/5'10"	19	3.3	46	0	50	1.3	0.5	10:19 (4)
9	ABDULELAH A MOHD Ahmed	F	1.96/6'5"	18	0.0				0.0	0.0	4:02 (2)
10	OMAR ALAMERI Omer	F	1.96/6'5"	21	13.8	37	26	100	3.4	0.6	34:32 (5)
11	ALSHAIBA AL-ALI Mohamed	G	1.70/5'7"	22	1.3	50	50	50	0.0	0.0	3:28 (3)
12	OBAID GHABISH Hamad	G	1.82/6'0"	24	2.6	20	50	60	1.4	0.0	17:21 (5)
13	KHALIFA AHMAD Khalid	F	1.95/6'5"	21	2.8	20	0	50	3.6	0.6	24:57 (5)
14	AHMED AL-ALI Rashid		1.95/6'5"	23	3.4	29		50	3.8	0.2	27:28 (5)
15	AHMAD AL SHABEBI Qais	C	1.98/6'6"	21	4.0	14	0	100	1.0	0.0	16:13 (1)
Team			1.89/6'2"	21.1	51.0	33	25	56	23.4	4.8	
Coach		KALIFAN AHMAD Khalifa Abdulla									
Assistant Coach		BARAKAT Issam									

UAE Played		
PR	USA	46 - 140
PR	CAN	43 - 137
PR	CZE	54 - 100
PR	SWE	69 - 79
PR	AUS	43 - 131

LEGEND

(1)	Point Guard	(2)	Shooting Guard	(3)	Small Forward	(4)	Power Forward	(5)	Centre
(C)	Captain	3FG%	3 Points Field Goals %	APG	Assists per Game	C	Centre	F	Forward
FG%	Field Goals %	FT%	Free Throws %	G	Guard	GP	Games Played	MPG	Minutes Played per Game
Pos	Playing Position	PPG	Points per Game	PR	Preliminary Round	RPG	Rebounds per Game		

Timing and Results provided by  TISSOT



Game No: 72

Results

Результаты

Match Duration: 1:34

CHN 62 vs 64 UAE

(25:16, 11:15, 15:17, 11:16)

Referee: OKHRIMENKO Vladimir (RUS)

Commissioner:

Umpire: RODSAND Torkild (NOR) / GYORFFY Pal Attila (HUN)

Scoring by 5 min intervals:	CHN	Q1		Q2		Q3		Q4	
		14	25	32	36	46	51	54	62
	UAE	7	16	24	31	39	48	52	64

CHN - China

No.	Name	MIN	Field Goals		2 Points		3 Points		Free Throws		Rebounds			AS	TO	ST	BS	PF	FD	PTS		
			M/A	%	M/A	%	M/A	%	M/A	%	OR	DR	TOT									
*5	LIU Zihao	38:08	3/14	21	3/8	38	0/6	0	2/2	100	0	4	4	5	2	1	0	1	3	8		
6	WEN Hao	2:49	0/1	0	0/0	0	0/1	0	0/0	0	1	0	1	0	0	0	0	0	0	0		
*7	CUI Jinming	30:00	7/15	47	5/8	63	2/7	29	3/4	75	1	1	2	1	2	3	0	4	5	19		
*8	LI Zhigang	20:46	3/5	60	2/3	67	1/2	50	3/5	60	1	5	6	0	1	1	1	3	5	10		
9	GAO Xiangnan	10:00	1/2	50	1/1	100	0/1	0	0/0	0	1	2	3	1	1	1	1	0	1	2		
10	XIAO Jian	5:28	0/1	0	0/0	0	0/1	0	0/0	0	0	1	1	0	0	0	0	1	0	0		
*11	LIU Lian	34:32	3/15	20	1/4	25	2/11	18	2/4	50	4	2	6	0	3	0	0	0	2	10		
12	SUN Hefeng	4:57	0/0	0	0/0	0	0/0	0	0/0	0	0	0	0	0	0	0	0	0	0	0		
13	ZHANG Hanqi	24:25	1/4	25	1/4	25	0/0	0	0/2	0	4	9	13	2	2	1	1	3	2	2		
14	DAI Huaibo	10:48	3/10	30	3/8	38	0/2	0	1/1	100	2	1	3	0	2	1	0	2	2	7		
*15	WEI Meng	18:07	1/5	20	1/5	20	0/0	0	2/2	100	0	4	4	0	1	0	1	2	1	4		
Team / Coach													5	3	8				0			
Totals		22/72	31	17/41	41	5/31	16	13/20	65	19	32	51	9	14	8	4	16	21	62			
Coach		ZHOU Dianxue																				
Assistant Coach		DU Chenglin																				

UAE - United Arab Emirates

No.	Name	MIN	Field Goals		2 Points		3 Points		Free Throws		Rebounds			AS	TO	ST	BS	PF	FD	PTS		
			M/A	%	M/A	%	M/A	%	M/A	%	OR	DR	TOT									
*4	KHALIFA AHMAD Mubarak	30:32	4/8	50	4/8	50	0/0	0	2/5	40	2	2	4	3	4	1	0	2	6	10		
*5	AL BRAIKI Mohamed	20:24	3/9	33	3/6	50	0/3	0	0/0	0	3	5	8	3	4	0	0	1	0	6		
6	ZUWAYED KHALIFA Saleh	0:00	0/0	0	0/0	0	0/0	0	0/0	0	0	0	0	0	0	0	0	0	0	0		
7	ALFARSI ALJNEIBI Mohamed	4:07	0/0	0	0/0	0	0/0	0	0/0	0	0	0	0	0	0	0	1	0	0	0		
8	ZAAL ALWALI Khamis	0:00	0/0	0	0/0	0	0/0	0	0/0	0	0	0	0	0	0	0	0	0	0	0		
9	ABDULELAH A MOHD Ahmed	0:00	0/0	0	0/0	0	0/0	0	0/0	0	0	0	0	0	0	0	0	0	0	0		
*10	OMAR ALAMERI Omer	40:00	6/13	46	3/5	60	3/8	38	0/0	0	0	5	5	3	1	1	0	3	1	15		
11	ALSHAIBA AL-ALI Mohamed	15:17	0/1	0	0/0	0	0/1	0	0/0	0	0	0	0	1	0	0	0	3	0	0		
12	OBADI GHABISH Hamad	13:47	0/2	0	0/2	0	0/0	0	1/2	50	1	2	3	2	0	0	0	1	1	1		
*13	KHALIFA AHMAD Khalid	31:12	4/8	50	4/7	57	0/1	0	0/3	0	0	7	7	0	2	2	0	3	3	8		
*14	AHMED AL-ALI Rashid	15:16	0/1	0	0/1	0	0/0	0	0/0	0	3	0	3	1	1	0	0	4	2	0		
15	AHMAD AL SHABEBI Qais	29:25	11/29	38	10/24	42	1/5	20	1/2	50	5	8	13	0	1	1	1	4	3	24		
Team / Coach													1	3	4				1			
Totals		28/71	39	24/53	45	4/18	22	4/12	33	15	32	47	13	14	5	2	21	16	64			
Coach		KALIFAN AHMAD Khalifa Abdulla																				
Assistant Coach		BARAKAT Issam																				

	CHN	UAE
Points from Turnovers	13	9
Points in the Paint	30	38
Second Chance Points	13	15
Fast Break Points	18	10

	CHN	UAE
Biggest Lead	13	5
Biggest Scoring Run	7-0 (17-7)	8-0 (25-20)
Lead Changes	1	
Times Tied	2	

LEGEND			
%	Shooting Percentage	(C)	Captain
BS	Blocked Shots	DR	Defensive Rebounds
OR	Offensive Rebounds	OTx	Overtime
S	Suspended	ST	Steals
(I)	Injured	FD	Fouls Drawn
*	Starters	PF	Fouls
M/A	Made / Attempts	TO	Turnovers
PTS	Points	TOT	Total Rebounds
AS	Assists	MIN	Minutes Played
Qx	Quarter Time		

Timing and Results provided by TISSOT



Game No: 72

Shot Chart
Схема бросков

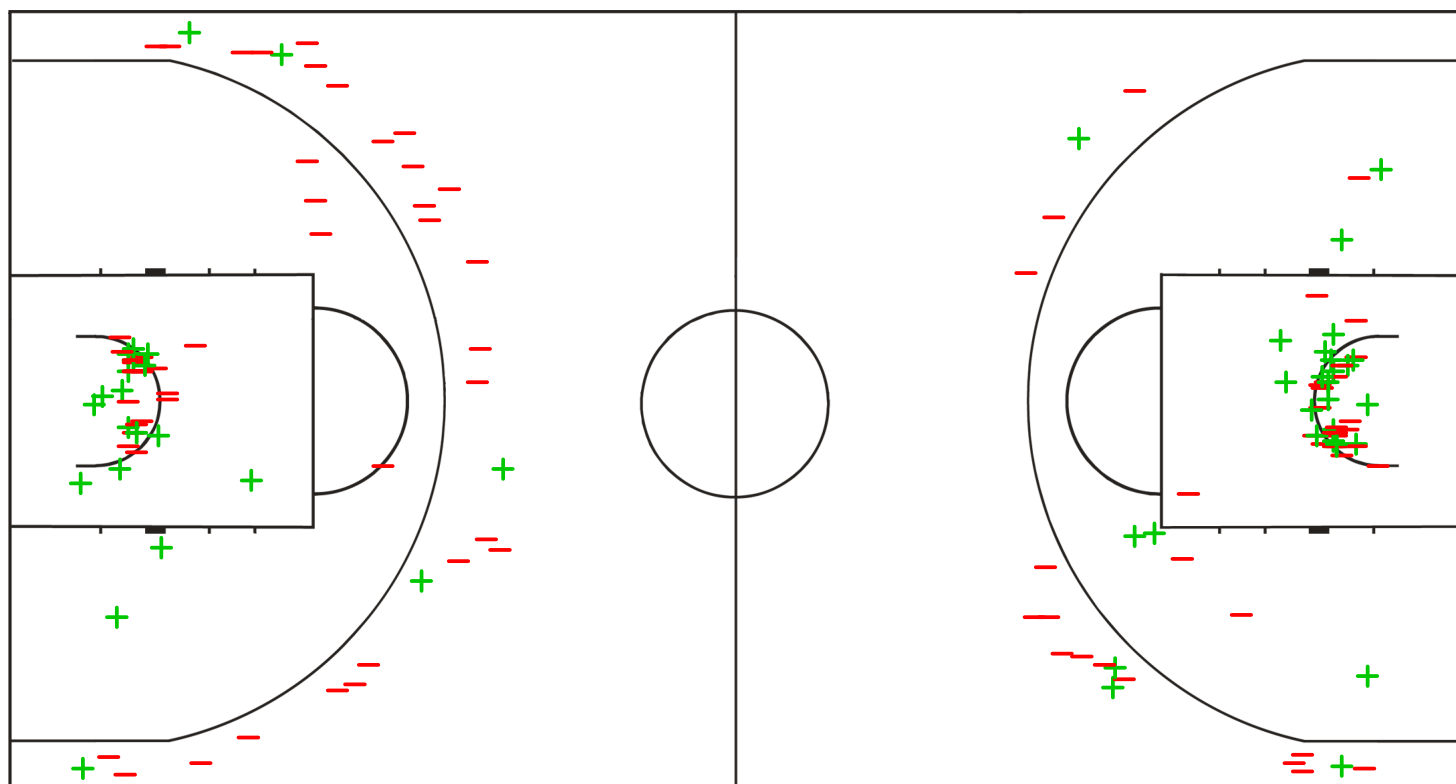
CHN 62 vs 64 UAE
(25 - 16, 11 - 15, 15 - 17, 11 - 16)

Scoring by 5 min intervals:

	Q1		Q2		Q3		Q4	
CHN	14	25	32	36	46	51	54	62
UAE	7	16	24	31	39	48	52	64

CHN - China

UAE - United Arab Emirates



LEGEND

+ Shot Made

- Shot Missed

Timing and Results provided by **TISSOT**



Game No: 72

Shot Chart

Схема бросков

CHN 62 vs 64 UAE

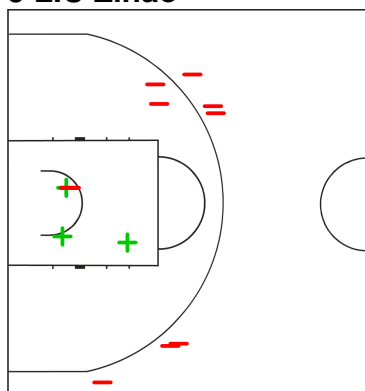
(25 - 16, 11 - 15, 15 - 17, 11 - 16)

Scoring by 5 min intervals:

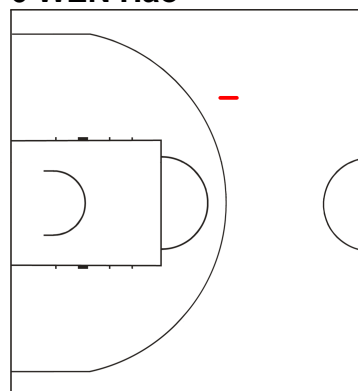
	Q1		Q2		Q3		Q4	
CHN	14	25	32	36	46	51	54	62
UAE	7	16	24	31	39	48	52	64

CHN - China

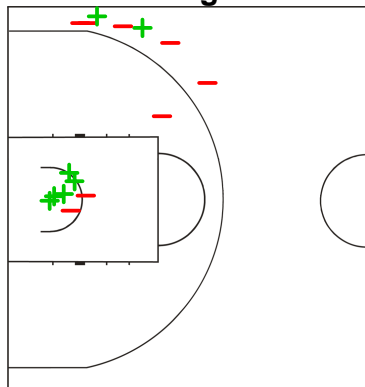
5 LIU Zihao



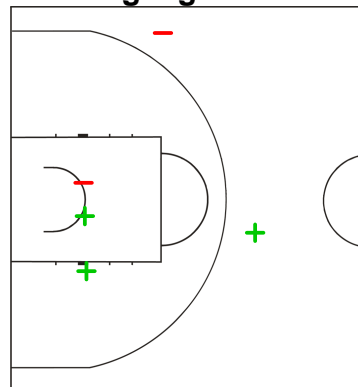
6 WEN Hao



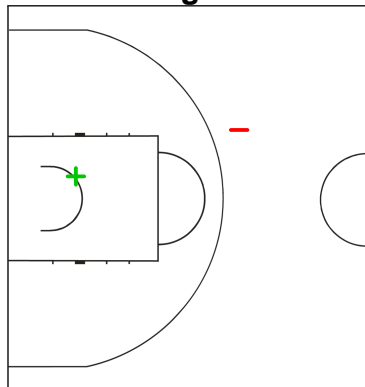
7 CUI Jinming



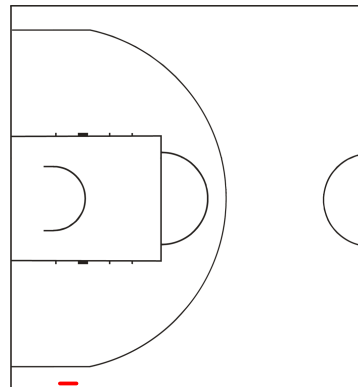
8 LI Zhigang



9 GAO Xiangnan



10 XIAO Jian



LEGEND

+ Shot Made

-

Shot Missed

Timing and Results provided by TISSOT



Game No: 72

Shot Chart
Схема бросков

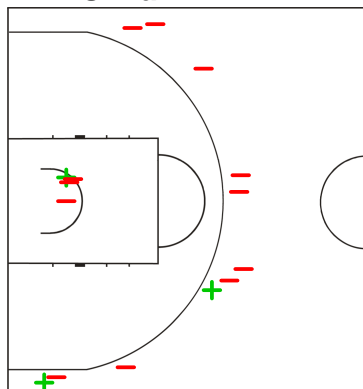
CHN 62 vs 64 UAE
(25 - 16, 11 - 15, 15 - 17, 11 - 16)

Scoring by 5 min intervals:

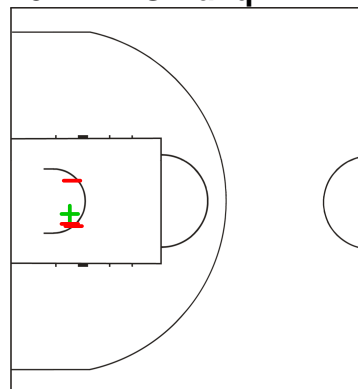
	Q1		Q2		Q3		Q4	
CHN	14	25	32	36	46	51	54	62
UAE	7	16	24	31	39	48	52	64

CHN - China

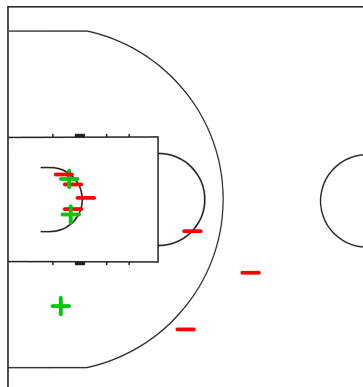
11 LIU Lian



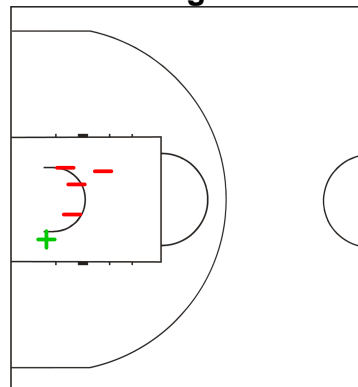
13 ZHANG Hanqi



14 DAI Huaibo



15 WEI Meng



LEGEND

+ Shot Made

- Shot Missed

Timing and Results provided by TISSOT



Game No: 72

Shot Chart

Схема бросков

CHN 62 vs 64 UAE

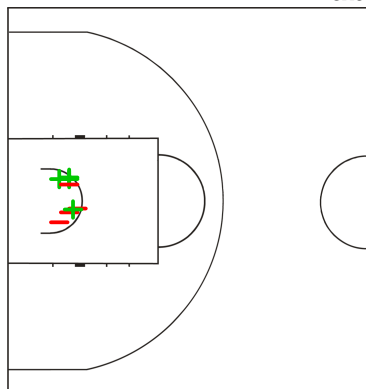
(25 - 16, 11 - 15, 15 - 17, 11 - 16)

Scoring by 5 min intervals:

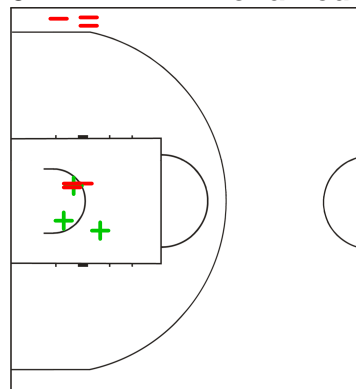
	Q1		Q2		Q3		Q4	
CHN	14	25	32	36	46	51	54	62
UAE	7	16	24	31	39	48	52	64

UAE - United Arab Emirates

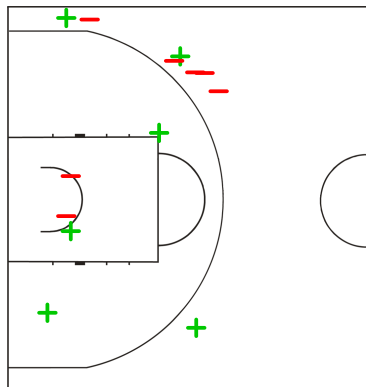
4 KHALIFA AHMAD Mubarak



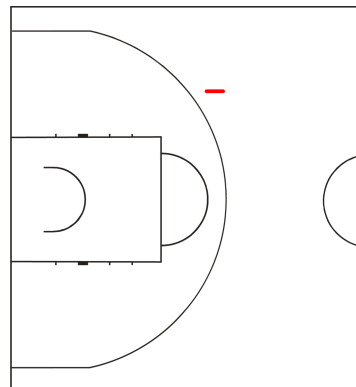
5 AL BRAIKI Mohamed



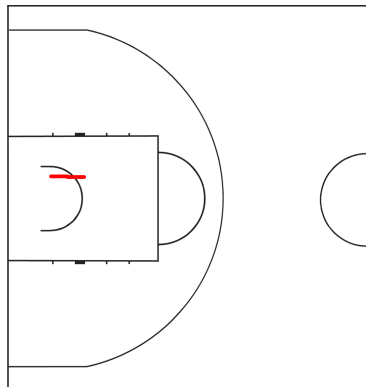
10 OMAR ALAMERI Omer



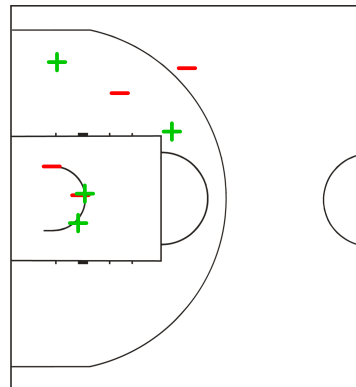
11 ALSHAIBA AL-ALI Mohamed



12 OBAID GHABISH Hamad



13 KHALIFA AHMAD Khalid



LEGEND

+ Shot Made

-

Shot Missed

Timing and Results provided by TISSOT



Game No: 72

Shot Chart
Схема бросков

CHN 62 vs 64 UAE

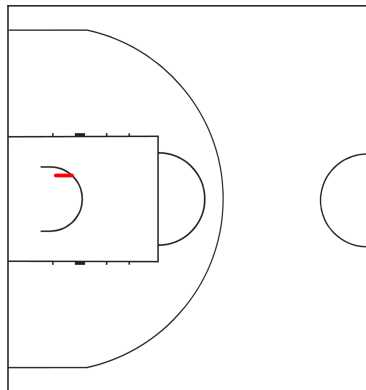
(25 - 16, 11 - 15, 15 - 17, 11 - 16)

Scoring by 5 min intervals:

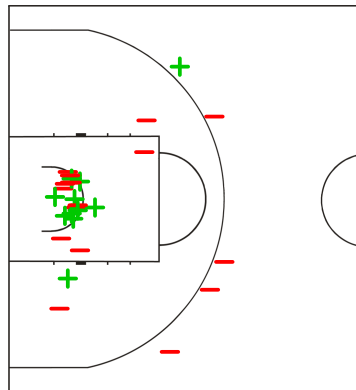
	Q1		Q2		Q3		Q4	
CHN	14	25	32	36	46	51	54	62
UAE	7	16	24	31	39	48	52	64

UAE - United Arab Emirates

14 AHMED AL-ALI Rashid



15 AHMAD AL SHABEBI Qais



LEGEND

+ Shot Made

- Shot Missed



Game No: 72

Lineup Analysis

Анализ

CHN 62 vs 64 UAE

CHN

Lineup efficiency

5 LIU Z	7 CUI J	8 LI Z	11 LIU L	13 ZHANG H	12:53
5 LIU Z	7 CUI J	8 LI Z	11 LIU L	15 WEI M	7:53
5 LIU Z	9 GAO X	10 XIAO J	14 DAI H	15 WEI M	5:03
5 LIU Z	7 CUI J	11 LIU L	13 ZHANG H	15 WEI M	3:19
5 LIU Z	7 CUI J	11 LIU L	13 ZHANG H	14 DAI H	3:06
5 LIU Z	9 GAO X	11 LIU L	12 SUN H	13 ZHANG H	2:18
5 LIU Z	9 GAO X	11 LIU L	12 SUN H	14 DAI H	2:14
6 WEN H	7 CUI J	11 LIU L	13 ZHANG H	15 WEI M	1:52
5 LIU Z	6 WEN H	7 CUI J	11 LIU L	13 ZHANG H	0:57
5 LIU Z	9 GAO X	10 XIAO J	12 SUN H	14 DAI H	0:25

Score development

5 LIU Z	7 CUI J	8 LI Z	11 LIU L	15 WEI M	7:53	+5
5 LIU Z	7 CUI J	8 LI Z	11 LIU L	13 ZHANG H	12:53	+1
5 LIU Z	9 GAO X	10 XIAO J	12 SUN H	14 DAI H	0:25	0
5 LIU Z	6 WEN H	7 CUI J	11 LIU L	13 ZHANG H	0:57	0
6 WEN H	7 CUI J	11 LIU L	13 ZHANG H	15 WEI M	1:52	0
5 LIU Z	9 GAO X	11 LIU L	12 SUN H	13 ZHANG H	2:18	-1
5 LIU Z	7 CUI J	11 LIU L	13 ZHANG H	14 DAI H	3:06	-1
5 LIU Z	9 GAO X	10 XIAO J	14 DAI H	15 WEI M	5:03	-1
5 LIU Z	9 GAO X	11 LIU L	12 SUN H	14 DAI H	2:14	-2
5 LIU Z	7 CUI J	11 LIU L	13 ZHANG H	15 WEI M	3:19	-3



Game No: 72

Lineup Analysis

Анализ

UAE

Lineup efficiency


4	KHALIFA AHMAD M	5	AL BRAIKI M	10	OMAR ALAMERI O	13	KHALIFA AHMAD K	15	AHMAD AL SHABEBI Q	9:59
4	KHALIFA AHMAD M	5	AL BRAIKI M	10	OMAR ALAMERI O	13	KHALIFA AHMAD K	14	AHMED AL-ALI R	6:21
4	KHALIFA AHMAD M	10	OMAR ALAMERI O	12	OBAID GHABISH H	13	KHALIFA AHMAD K	15	AHMAD AL SHABEBI Q	4:16
4	KHALIFA AHMAD M	7	ALFARSI ALJNEIBI M	10	OMAR ALAMERI O	12	OBAID GHABISH H	15	AHMAD AL SHABEBI Q	4:07
5	AL BRAIKI M	10	OMAR ALAMERI O	11	ALSHAIBA AL-ALI M	13	KHALIFA AHMAD K	14	AHMED AL-ALI R	4:04
4	KHALIFA AHMAD M	10	OMAR ALAMERI O	11	ALSHAIBA AL-ALI M	13	KHALIFA AHMAD K	15	AHMAD AL SHABEBI Q	4:03
10	OMAR ALAMERI O	11	ALSHAIBA AL-ALI M	12	OBAID GHABISH H	14	AHMED AL-ALI R	15	AHMAD AL SHABEBI Q	2:55
10	OMAR ALAMERI O	11	ALSHAIBA AL-ALI M	12	OBAID GHABISH H	13	KHALIFA AHMAD K	15	AHMAD AL SHABEBI Q	2:19
4	KHALIFA AHMAD M	10	OMAR ALAMERI O	11	ALSHAIBA AL-ALI M	14	AHMED AL-ALI R	15	AHMAD AL SHABEBI Q	1:46
10	OMAR ALAMERI O	11	ALSHAIBA AL-ALI M	12	OBAID GHABISH H	13	KHALIFA AHMAD K	14	AHMED AL-ALI R	0:10

Score development

4	KHALIFA AHMAD M	10	OMAR ALAMERI O	11	ALSHAIBA AL-ALI M	13	KHALIFA AHMAD K	15	AHMAD AL SHABEBI Q	4:03	+6
4	KHALIFA AHMAD M	7	ALFARSI ALJNEIBI M	10	OMAR ALAMERI O	12	OBAID GHABISH H	15	AHMAD AL SHABEBI Q	4:07	+5
5	AL BRAIKI M	10	OMAR ALAMERI O	11	ALSHAIBA AL-ALI M	13	KHALIFA AHMAD K	14	AHMED AL-ALI R	4:04	+3
4	KHALIFA AHMAD M	10	OMAR ALAMERI O	11	ALSHAIBA AL-ALI M	14	AHMED AL-ALI R	15	AHMAD AL SHABEBI Q	1:46	+2
10	OMAR ALAMERI O	11	ALSHAIBA AL-ALI M	12	OBAID GHABISH H	13	KHALIFA AHMAD K	15	AHMAD AL SHABEBI Q	2:19	+2
10	OMAR ALAMERI O	11	ALSHAIBA AL-ALI M	12	OBAID GHABISH H	13	KHALIFA AHMAD K	14	AHMED AL-ALI R	0:10	0
10	OMAR ALAMERI O	11	ALSHAIBA AL-ALI M	12	OBAID GHABISH H	14	AHMED AL-ALI R	15	AHMAD AL SHABEBI Q	2:55	0
4	KHALIFA AHMAD M	10	OMAR ALAMERI O	12	OBAID GHABISH H	13	KHALIFA AHMAD K	15	AHMAD AL SHABEBI Q	4:16	-1
4	KHALIFA AHMAD M	5	AL BRAIKI M	10	OMAR ALAMERI O	13	KHALIFA AHMAD K	15	AHMAD AL SHABEBI Q	9:59	-7
4	KHALIFA AHMAD M	5	AL BRAIKI M	10	OMAR ALAMERI O	13	KHALIFA AHMAD K	14	AHMED AL-ALI R	6:21	-8

LEGEND

+ Shot Made - Shot Missed

Timing and Results provided by  TISSOT



Game No: 68

Start List

Стартовый список

FIN vs CZE

Referee: OVINOV Semen (RUS)

Umpire: PEDIEV Volodymyr (UKR) / RACYS Saulius (LTU)

FIN - Finland

No.	Name	Pos	Height m / ft in	Age	Current Games Statistics						
					PPG	FG%	3FG%	FT%	RPG	APG	MPG (GP)
4	NIEMI Jesse	F	1.94/6'4"	23	5.0	41	10	60	3.4	0.6	18:58 (5)
5	SANDBERG Mikael	C	2.10/6'11"	22	3.4	33	40	17	5.8	1.0	18:33 (5)
6	OJALA Matias	F	1.97/6'6"	23	3.4	35	43	50	2.0	0.4	7:00 (5)
7	NUUTINEN Matti	F	2.00/6'7"	23	0.0				0.0	0.0	0:00 (0)
8	MOLENIUS Markus	F	2.02/6'8"	21	4.2	30	31	75	2.6	0.0	13:11 (5)
9	IKAVALKO Sami	F	1.87/6'2"	23	3.2	50	60	75	1.2	0.8	10:34 (5)
10	LINDBOM Carl	F	2.06/6'9"	21	12.0	35	40	62	4.6	0.2	25:31 (5)
11	LEHTORANTA Juho	F	1.95/6'5"	24	9.0	50	44	100	4.4	1.8	21:21 (5)
12	TOIVONEN Lauri	C	2.00/6'7"	22	4.4	46		0	5.0	0.2	16:01 (5)
13	VAENERBERG Alex	F	1.82/6'0"	20	1.8	24	14	0	1.2	0.8	13:06 (5)
14	AHONEN Roope	F	1.84/6'0"	23	11.0	36	26	100	2.8	3.2	27:38 (5)
15	NIKKARINEN Antto	F	1.83/6'0"	22	10.6	36	32	44	1.8	4.6	28:02 (5)
Team			1.95/6'5"	22.3	68.0	38	33	60	38.0	13.6	

FIN Played		
PR	CHI	71 - 52
PR	BRA	65 - 75
PR	NOR	60 - 55
PR	CHN	93 - 64
PR	LTU	51 - 70


CZE - Czech Republic

No.	Name	Pos	Height m / ft in	Age	Current Games Statistics						
					PPG	FG%	3FG%	FT%	RPG	APG	MPG (GP)
4	SOTNAR Michal		1.88/6'2"	20	3.4	29	18	38	1.2	0.8	14:47 (5)
5	MARES Michal		1.92/6'4"	20	6.8	38	35	100	2.0	1.6	22:44 (5)
6	ZAMPACH Adam		1.98/6'6"	23	4.4	47	0	80	1.8	0.4	11:33 (5)
7	VLCEK Krystof		1.95/6'5"	22	2.8	50		60	0.5	0.8	11:11 (4)
8	CIZ Adam		1.92/6'4"	21	11.0	39	37	50	2.6	3.4	26:09 (5)
9	CVEK Viktor		2.00/6'7"	24	4.6	29	14	63	3.6	1.4	22:24 (5)
10	PETERKA Ondrej		1.98/6'6"	22	4.8	35	21		1.8	0.3	15:24 (4)
11	SLAVIK Jiri		2.03/6'8"	23	6.8	44	0	55	6.0	0.8	21:16 (5)
12	JIRICEK Jan		2.03/6'8"	23	6.8	44	0	67	3.8	1.4	13:16 (5)
13	KRAKOVIC Jakub		2.05/6'9"	22	4.0	13	0	67	3.0	0.3	13:30 (4)
14	GNIADK Martin		2.03/6'8"	23	5.0	36	44	100	2.6	0.8	17:20 (5)
15	VOSLAJER Tomas		2.11/6'11"	22	8.2	38	25	88	7.2	0.6	18:22 (5)
Team			1.99/6'6"	22.1	66.2	37	26	67	40.2	12.2	
Coach		PETERKA Lubomir									
Assistant Coach		BENES Pavel									

CZE Played		
PR	AUS	57 - 85
PR	USA	53 - 96
PR	UAE	100 - 54
PR	CAN	56 - 87
PR	SWE	65 - 63

LEGEND

(1)	Point Guard	(2)	Shooting Guard	(3)	Small Forward	(4)	Power Forward	(5)	Centre
(C)	Captain	3FG%	3 Points Field Goals %	APG	Assists per Game	C	Centre	F	Forward
FG%	Field Goals %	FT%	Free Throws %	G	Guard	GP	Games Played	MPG	Minutes Played per Game
Pos	Playing Position	PPG	Points per Game	PR	Preliminary Round	RPG	Rebounds per Game		

Timing and Results provided by  TISSOT



Game No: 68

Results
Результаты

Attendance: 224

Match Duration: 1:36

FIN 70 vs 52 CZE
(20:9, 14:14, 19:15, 17:14)

Referee: OVINOV Semen (RUS)

Commissioner:

Umpire: PEDIEV Volodymyr (UKR) / RACYS Saulius (LTU)

Scoring by 5 min intervals:	FIN	Q1		Q2		Q3		Q4	
		12	20	25	34	36	53	62	70
	CZE	5	9	15	23	32	38	44	52

FIN - Finland

No.	Name	MIN	Field Goals		2 Points		3 Points		Free Throws		Rebounds			AS	TO	ST	BS	PF	FD	PTS
			M/A	%	M/A	%	M/A	%	M/A	%	OR	DR	TOT							
4	NIEMI Jesse	24:18	5/11	45	2/4	50	3/7	43	0/0	0	1	5	6	0	1	0	0	4	1	13
*5	SANDBERG Mikael	24:10	4/5	80	4/5	80	0/0	0	0/0	0	4	5	9	2	2	2	4	3	2	8
6	OJALA Matias	15:25	1/3	33	0/1	0	1/2	50	2/2	100	0	0	0	1	0	1	0	1	3	5
7	NUUTINEN Matti	0:00	0/0	0	0/0	0	0/0	0	0/0	0	0	0	0	0	0	0	0	0	0	0
8	MOLENIUS Markus	12:50	1/8	13	0/2	0	1/6	17	0/0	0	0	1	1	0	0	0	0	0	1	3
9	IKAVALKO Sami	9:41	0/0	0	0/0	0	0/0	0	2/2	100	0	2	2	1	0	1	0	1	1	2
*10	LINDBOM Carl	11:45	1/5	20	0/3	0	1/2	50	0/0	0	1	1	2	1	3	1	1	5	1	3
*11	LEHTORANTA Juho	15:42	2/5	40	2/2	100	0/3	0	0/0	0	0	0	0	0	1	1	0	0	0	4
12	TOIVONEN Lauri	15:50	3/4	75	3/4	75	0/0	0	0/0	0	1	2	3	1	1	0	0	1	1	6
13	VAENERBERG Alex	12:38	1/1	100	1/1	100	0/0	0	0/0	0	0	3	3	5	0	2	0	2	0	2
*14	AHONEN Roope	27:41	8/13	62	5/8	63	3/5	60	0/0	0	0	1	1	4	4	0	0	2	5	19
*15	NIKKARINEN Antto	30:00	2/7	29	1/3	33	1/4	25	0/0	0	0	1	1	6	0	4	0	1	4	5
Team / Coach											0	3	3		1					
Totals			28/62	45	18/33	55	10/29	34	4/4	100	7	24	31	21	13	12	5	20	19	70

CZE - Czech Republic

No.	Name	MIN	Field Goals		2 Points		3 Points		Free Throws		Rebounds			AS	TO	ST	BS	PF	FD	PTS
			M/A	%	M/A	%	M/A	%	M/A	%	OR	DR	TOT							
4	SOTNAR Michal	23:16	2/3	67	1/2	50	1/1	100	2/2	100	0	2	2	2	3	0	0	4	5	7
*5	MARES Michal	26:50	1/7	14	1/4	25	0/3	0	2/2	100	0	2	2	0	6	1	0	2	3	4
6	ZAMPACH Adam	9:31	0/1	0	0/1	0	0/0	0	0/0	0	0	1	1	1	1	0	0	0	0	0
7	VLCEK Krystof	3:54	0/0	0	0/0	0	0/0	0	0/0	0	0	0	0	0	0	0	0	0	1	0
*8	CIZ Adam	31:51	3/6	50	1/3	33	2/3	67	1/2	50	0	1	1	1	6	0	0	3	3	9
*9	CVEK Viktor	30:29	4/12	33	3/7	43	1/5	20	0/0	0	2	4	6	2	3	0	0	2	0	9
10	PETERKA Ondrej	0:00	0/0	0	0/0	0	0/0	0	0/0	0	0	0	0	0	0	0	0	0	0	0
11	SLAVIK Jiri	27:51	6/12	50	5/10	50	1/2	50	0/4	0	4	5	9	1	0	0	2	1	5	13
*12	JIRICEK Jan	15:23	0/2	0	0/1	0	0/1	0	1/2	50	1	3	4	2	0	0	2	3	1	1
13	KRAKOVIC Jakub	4:58	2/3	67	2/3	67	0/0	0	0/0	0	0	1	1	1	0	0	0	1	0	4
14	GNIADEK Martin	16:54	2/6	33	2/5	40	0/1	0	1/2	50	2	3	5	2	3	0	0	3	1	5
*15	VOSLAJER Tomas	9:03	0/2	0	0/2	0	0/0	0	0/0	0	2	1	3	0	1	0	0	0	0	0
Team / Coach											3	1	4		0					
Totals			20/54	37	15/38	39	5/16	31	7/14	50	14	24	38	12	23	1	4	19	19	52

Coach	PETERKA Lubomir
Assistant Coach	BENES Pavel

	FIN	CZE
Points from Turnovers	30	8
Points in the Paint	30	28
Second Chance Points	6	8
Fast Break Points	16	4

	FIN	CZE
Biggest Lead	21	2
Biggest Scoring Run	17-0 (56-38)	9-0 (36-35)
Lead Changes		1
Times Tied		1

LEGEND			
%	Shooting Percentage	(C)	Captain
BS	Blocked Shots	DR	Defensive Rebounds
OR	Offensive Rebounds	OTx	Overtime
S	Suspended	ST	Steals
(I)	Injured	FD	Fouls Drawn
		PF	Fouls
		TO	Turnovers
*	Starters	M/A	Made / Attempts
		PTS	Points
		TOT	Total Rebounds
AS	Assists	MIN	Minutes Played
		Qx	Quarter Time

Timing and Results provided by TISSOT



Game No: 68

Shot Chart
Схема бросков

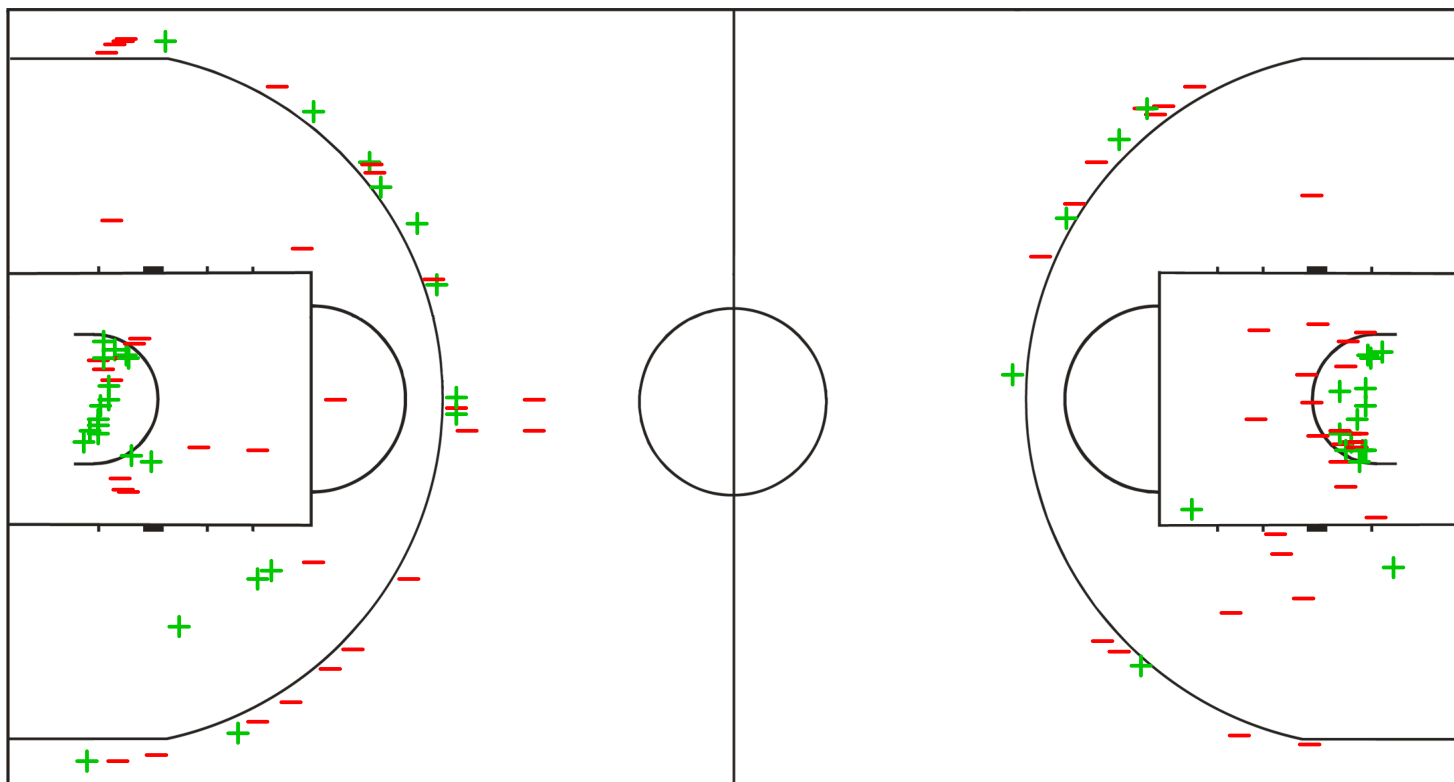
FIN 70 vs 52 CZE
(20 - 9, 14 - 14, 19 - 15, 17 - 14)

Scoring by 5 min intervals:

	Q1		Q2		Q3		Q4	
FIN	12	20	25	34	36	53	62	70
CZE	5	9	15	23	32	38	44	52

FIN - Finland

CZE - Czech Republic



LEGEND

+ Shot Made

- Shot Missed

Timing and Results provided by **TISSOT**



Game No: 68

Shot Chart
Схема бросков

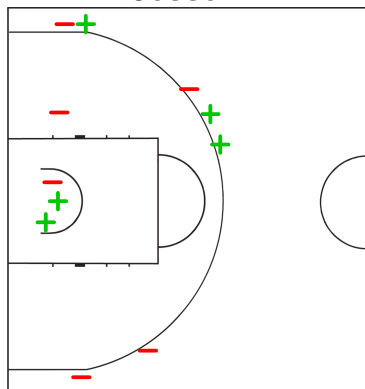
FIN 70 vs 52 CZE
(20 - 9, 14 - 14, 19 - 15, 17 - 14)

Scoring by 5 min intervals:

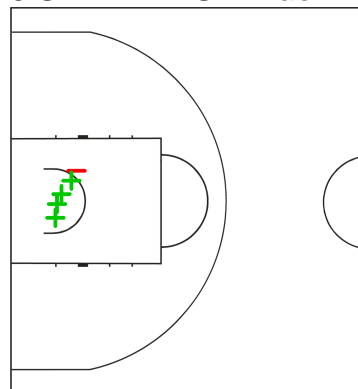
	Q1		Q2		Q3		Q4	
FIN	12	20	25	34	36	53	62	70
CZE	5	9	15	23	32	38	44	52

FIN - Finland

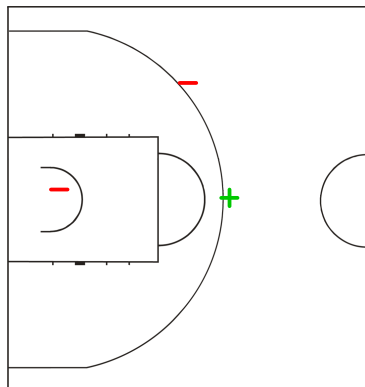
4 NIEMI Jesse



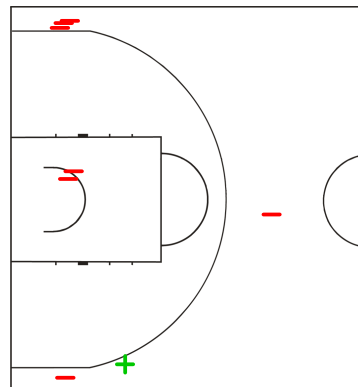
5 SANDBERG Mikael



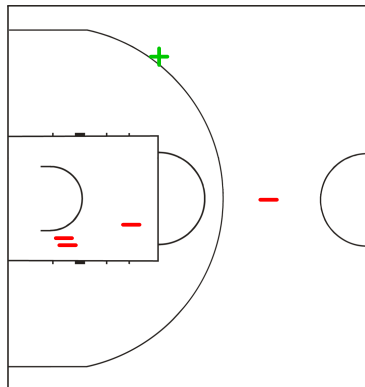
6 OJALA Matias



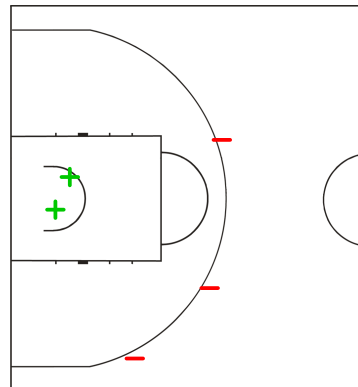
8 MOLENIUS Markus



10 LINDBOM Carl



11 LEHTORANTA Juh



LEGEND

+ Shot Made

-

Shot Missed

Timing and Results provided by TISSOT



Game No: 68

Shot Chart
Схема бросков

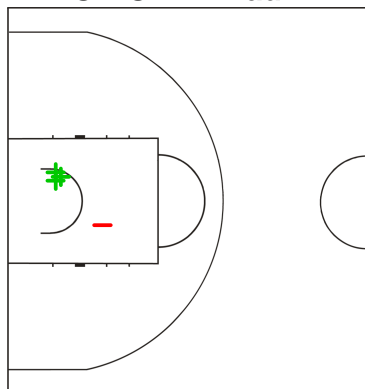
FIN 70 vs 52 CZE
(20 - 9, 14 - 14, 19 - 15, 17 - 14)

Scoring by 5 min intervals:

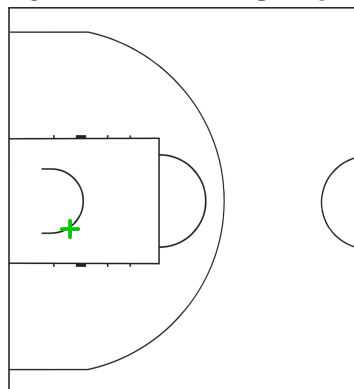
	Q1		Q2		Q3		Q4	
FIN	12	20	25	34	36	53	62	70
CZE	5	9	15	23	32	38	44	52

FIN - Finland

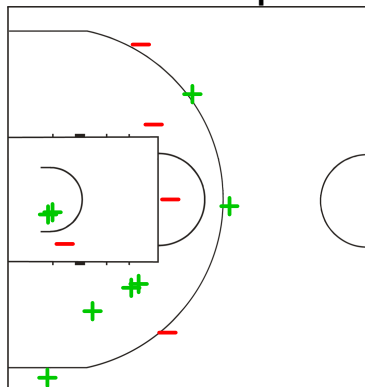
12 TOIVONEN Lauri



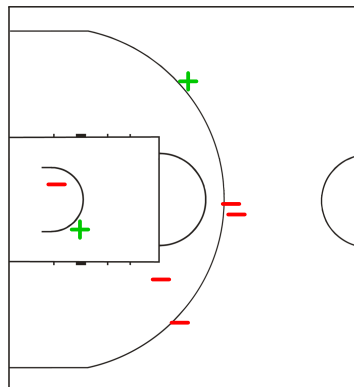
13 VAENERBERG Alex



14 AHONEN Roope



15 NIKKARINEN Antto



LEGEND

+ Shot Made

-

Shot Missed

Timing and Results provided by TISSOT



Game No: 68

Shot Chart

Схема бросков

FIN 70 vs 52 CZE

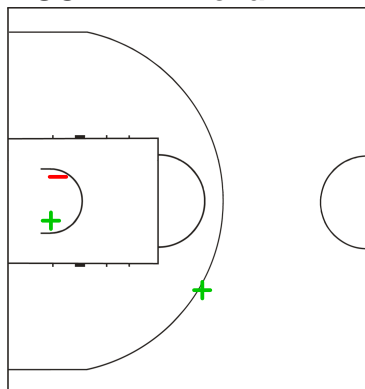
(20 - 9, 14 - 14, 19 - 15, 17 - 14)

Scoring by 5 min intervals:

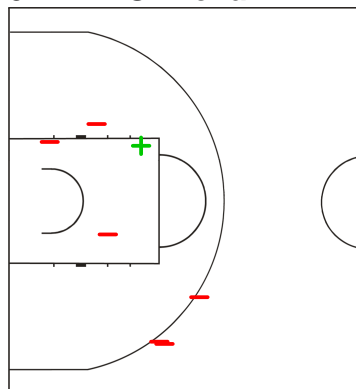
	Q1		Q2		Q3		Q4	
FIN	12	20	25	34	36	53	62	70
CZE	5	9	15	23	32	38	44	52

CZE - Czech Republic

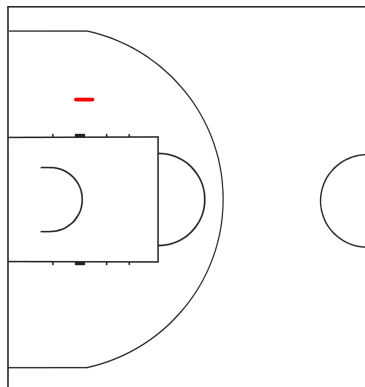
4 SOTNAR Michal



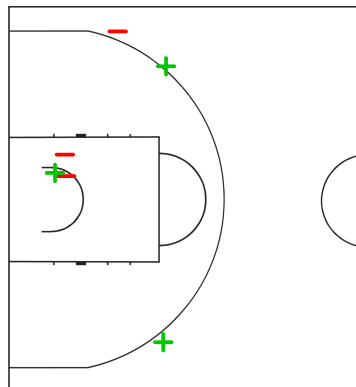
5 MARES Michal



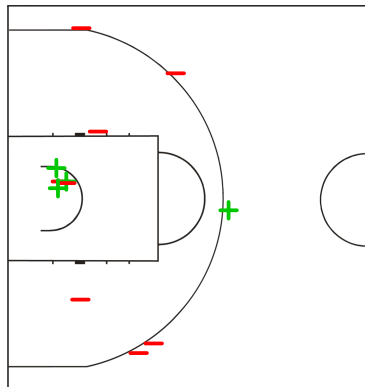
6 ZAMPACH Adam



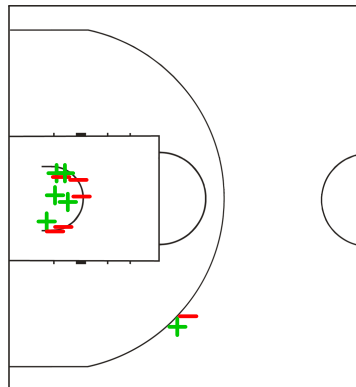
8 CIZ Adam



9 CVEK Viktor



11 SLAVIK Jiri



LEGEND

+ Shot Made

- Shot Missed

Timing and Results provided by **TISSOT**



Game No: 68

Shot Chart
Схема бросков

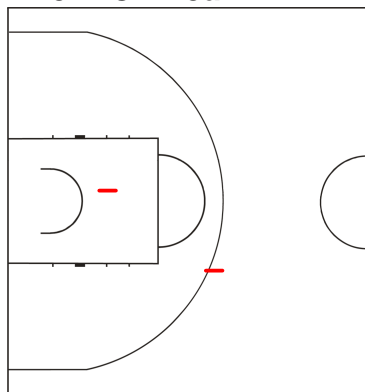
FIN 70 vs 52 CZE
(20 - 9, 14 - 14, 19 - 15, 17 - 14)

Scoring by 5 min intervals:

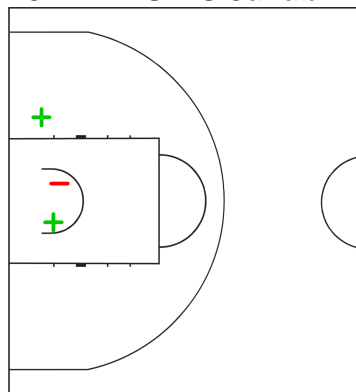
	Q1		Q2		Q3		Q4	
FIN	12	20	25	34	36	53	62	70
CZE	5	9	15	23	32	38	44	52

CZE - Czech Republic

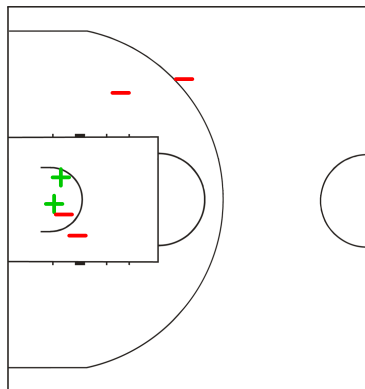
12 JIRICEK Jan



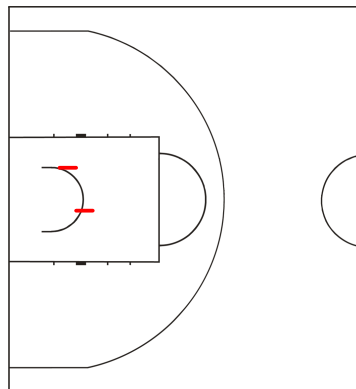
13 KRAKOVIC Jakub



14 GNIADK Martin



15 VOSLAJER Tomas



LEGEND

+ Shot Made

-

Shot Missed



Game No: 68

Lineup Analysis

Анализ

FIN 70 vs 52 CZE

FIN

Lineup efficiency

5	SANDBERG M	10	LINDBOM C	11	LEHTORANTA J	14	AHONEN R	15	NIKKARINEN A	6:28
4	NIEMI J	6	OJALA M	12	TOIVONEN L	14	AHONEN R	15	NIKKARINEN A	4:05
5	SANDBERG M	6	OJALA M	9	IKAVALKO S	11	LEHTORANTA J	15	NIKKARINEN A	3:59
4	NIEMI J	8	MOLENIUS M	12	TOIVONEN L	13	VAENERBERG A	15	NIKKARINEN A	3:22
4	NIEMI J	10	LINDBOM C	12	TOIVONEN L	14	AHONEN R	15	NIKKARINEN A	3:08
4	NIEMI J	5	SANDBERG M	6	OJALA M	14	AHONEN R	15	NIKKARINEN A	2:52
4	NIEMI J	5	SANDBERG M	8	MOLENIUS M	13	VAENERBERG A	14	AHONEN R	2:05
4	NIEMI J	8	MOLENIUS M	12	TOIVONEN L	13	VAENERBERG A	14	AHONEN R	2:03
5	SANDBERG M	8	MOLENIUS M	9	IKAVALKO S	11	LEHTORANTA J	14	AHONEN R	1:38
4	NIEMI J	5	SANDBERG M	9	IKAVALKO S	10	LINDBOM C	14	AHONEN R	1:32
4	NIEMI J	8	MOLENIUS M	12	TOIVONEN L	14	AHONEN R	15	NIKKARINEN A	1:22
5	SANDBERG M	8	MOLENIUS M	11	LEHTORANTA J	14	AHONEN R	15	NIKKARINEN A	1:12
4	NIEMI J	5	SANDBERG M	6	OJALA M	9	IKAVALKO S	13	VAENERBERG A	1:07
4	NIEMI J	5	SANDBERG M	6	OJALA M	13	VAENERBERG A	15	NIKKARINEN A	1:00
4	NIEMI J	6	OJALA M	12	TOIVONEN L	13	VAENERBERG A	15	NIKKARINEN A	0:59
5	SANDBERG M	6	OJALA M	9	IKAVALKO S	11	LEHTORANTA J	13	VAENERBERG A	0:53
5	SANDBERG M	8	MOLENIUS M	11	LEHTORANTA J	13	VAENERBERG A	14	AHONEN R	0:42
4	NIEMI J	10	LINDBOM C	12	TOIVONEN L	13	VAENERBERG A	15	NIKKARINEN A	0:27
5	SANDBERG M	8	MOLENIUS M	9	IKAVALKO S	11	LEHTORANTA J	15	NIKKARINEN A	0:26
6	OJALA M	11	LEHTORANTA J	12	TOIVONEN L	14	AHONEN R	15	NIKKARINEN A	0:24
4	NIEMI J	5	SANDBERG M	10	LINDBOM C	14	AHONEN R	15	NIKKARINEN A	0:10
4	NIEMI J	5	SANDBERG M	6	OJALA M	9	IKAVALKO S	15	NIKKARINEN A	0:06

Score development

4	NIEMI J	5	SANDBERG M	6	OJALA M	14	AHONEN R	15	NIKKARINEN A	2:52	+9
4	NIEMI J	5	SANDBERG M	6	OJALA M	13	VAENERBERG A	15	NIKKARINEN A	1:00	+4
4	NIEMI J	5	SANDBERG M	8	MOLENIUS M	13	VAENERBERG A	14	AHONEN R	2:05	+3
4	NIEMI J	10	LINDBOM C	12	TOIVONEN L	14	AHONEN R	15	NIKKARINEN A	3:08	+3
4	NIEMI J	8	MOLENIUS M	12	TOIVONEN L	13	VAENERBERG A	15	NIKKARINEN A	3:22	+3
4	NIEMI J	5	SANDBERG M	6	OJALA M	9	IKAVALKO S	15	NIKKARINEN A	0:06	+2
6	OJALA M	11	LEHTORANTA J	12	TOIVONEN L	14	AHONEN R	15	NIKKARINEN A	0:24	+2
4	NIEMI J	5	SANDBERG M	6	OJALA M	9	IKAVALKO S	13	VAENERBERG A	1:07	+2
5	SANDBERG M	10	LINDBOM C	11	LEHTORANTA J	14	AHONEN R	15	NIKKARINEN A	6:28	+2
5	SANDBERG M	8	MOLENIUS M	11	LEHTORANTA J	13	VAENERBERG A	14	AHONEN R	0:42	+1
4	NIEMI J	8	MOLENIUS M	12	TOIVONEN L	14	AHONEN R	15	NIKKARINEN A	1:22	+1
4	NIEMI J	5	SANDBERG M	9	IKAVALKO S	10	LINDBOM C	14	AHONEN R	1:32	+1
4	NIEMI J	5	SANDBERG M	10	LINDBOM C	14	AHONEN R	15	NIKKARINEN A	0:10	0
5	SANDBERG M	8	MOLENIUS M	9	IKAVALKO S	11	LEHTORANTA J	15	NIKKARINEN A	0:26	0
5	SANDBERG M	8	MOLENIUS M	11	LEHTORANTA J	14	AHONEN R	15	NIKKARINEN A	1:12	0
5	SANDBERG M	6	OJALA M	9	IKAVALKO S	11	LEHTORANTA J	15	NIKKARINEN A	3:59	-1
4	NIEMI J	6	OJALA M	12	TOIVONEN L	14	AHONEN R	15	NIKKARINEN A	4:05	0
4	NIEMI J	10	LINDBOM C	12	TOIVONEN L	13	VAENERBERG A	15	NIKKARINEN A	0:27	-2
4	NIEMI J	8	MOLENIUS M	12	TOIVONEN L	13	VAENERBERG A	14	AHONEN R	2:03	-2
5	SANDBERG M	6	OJALA M	9	IKAVALKO S	11	LEHTORANTA J	13	VAENERBERG A	0:53	-3
4	NIEMI J	6	OJALA M	12	TOIVONEN L	13	VAENERBERG A	15	NIKKARINEN A	0:59	-3
5	SANDBERG M	8	MOLENIUS M	9	IKAVALKO S	11	LEHTORANTA J	14	AHONEN R	1:38	-4



Game No: 68

Lineup Analysis

Анализ

CZE

Lineup efficiency


5 MARES M	8 CIZ A	9 CVEK V	11 SLAVIK J	14 GNIADEK M	5:57
4 SOTNAR M	8 CIZ A	9 CVEK V	11 SLAVIK J	14 GNIADEK M	5:07
4 SOTNAR M	5 MARES M	6 ZAMPACH A	11 SLAVIK J	13 KRAKOVIC J	4:21
5 MARES M	8 CIZ A	9 CVEK V	12 JIRICEK J	15 VOSLAJER T	3:38
5 MARES M	8 CIZ A	9 CVEK V	11 SLAVIK J	12 JIRICEK J	3:00
4 SOTNAR M	6 ZAMPACH A	8 CIZ A	11 SLAVIK J	14 GNIADEK M	2:44
4 SOTNAR M	8 CIZ A	9 CVEK V	11 SLAVIK J	12 JIRICEK J	2:39
4 SOTNAR M	8 CIZ A	9 CVEK V	12 JIRICEK J	15 VOSLAJER T	2:03
4 SOTNAR M	5 MARES M	8 CIZ A	9 CVEK V	14 GNIADEK M	1:57
5 MARES M	7 VLCEK K	8 CIZ A	9 CVEK V	15 VOSLAJER T	1:52
4 SOTNAR M	5 MARES M	9 CVEK V	11 SLAVIK J	12 JIRICEK J	1:37
4 SOTNAR M	5 MARES M	6 ZAMPACH A	11 SLAVIK J	12 JIRICEK J	1:18
5 MARES M	7 VLCEK K	8 CIZ A	9 CVEK V	14 GNIADEK M	1:09
5 MARES M	6 ZAMPACH A	8 CIZ A	11 SLAVIK J	12 JIRICEK J	1:08
4 SOTNAR M	5 MARES M	7 VLCEK K	9 CVEK V	15 VOSLAJER T	0:53
4 SOTNAR M	8 CIZ A	9 CVEK V	13 KRAKOVIC J	15 VOSLAJER T	0:37

Score development

4 SOTNAR M	5 MARES M	7 VLCEK K	9 CVEK V	15 VOSLAJER T	0:53	+3
4 SOTNAR M	8 CIZ A	9 CVEK V	12 JIRICEK J	15 VOSLAJER T	2:03	+2
4 SOTNAR M	5 MARES M	8 CIZ A	9 CVEK V	14 GNIADEK M	1:57	+1
4 SOTNAR M	5 MARES M	6 ZAMPACH A	11 SLAVIK J	13 KRAKOVIC J	4:21	+1
4 SOTNAR M	8 CIZ A	9 CVEK V	11 SLAVIK J	14 GNIADEK M	5:07	+1
5 MARES M	7 VLCEK K	8 CIZ A	9 CVEK V	14 GNIADEK M	1:09	0
4 SOTNAR M	5 MARES M	6 ZAMPACH A	11 SLAVIK J	12 JIRICEK J	1:18	-1
4 SOTNAR M	8 CIZ A	9 CVEK V	11 SLAVIK J	12 JIRICEK J	2:39	0
5 MARES M	8 CIZ A	9 CVEK V	11 SLAVIK J	14 GNIADEK M	5:57	-1
5 MARES M	6 ZAMPACH A	8 CIZ A	11 SLAVIK J	12 JIRICEK J	1:08	-2
5 MARES M	8 CIZ A	9 CVEK V	11 SLAVIK J	12 JIRICEK J	3:00	-2
4 SOTNAR M	8 CIZ A	9 CVEK V	13 KRAKOVIC J	15 VOSLAJER T	0:37	-3
4 SOTNAR M	6 ZAMPACH A	8 CIZ A	11 SLAVIK J	14 GNIADEK M	2:44	-3
5 MARES M	8 CIZ A	9 CVEK V	12 JIRICEK J	15 VOSLAJER T	3:38	-3
4 SOTNAR M	5 MARES M	9 CVEK V	11 SLAVIK J	12 JIRICEK J	1:37	-5
5 MARES M	7 VLCEK K	8 CIZ A	9 CVEK V	15 VOSLAJER T	1:52	-6

LEGEND

+ Shot Made - Shot Missed

Timing and Results provided by  TISSOT



Game No: 62

Start List

Стартовый список

SRB vs EST

Referee: MIKHAYLOV Sergey (RUS)

Umpire: MILLS Tim (AUS) / AL BULUSHI Ahmed (OMA)

SRB - Serbia

No.	Name	Pos	Height m / ft in	Age	Current Games Statistics						
					PPG	FG%	3FG%	FT%	RPG	APG	MPG (GP)
4	DJOKIC Dejan		1.88/6'2"	23	12.0	56	43	89	2.3	3.0	21:37 (4)
5	JOVIC Stefan		1.95/6'5"	22	5.3	71	33		3.3	2.3	16:39 (4)
6	DIMIC Milos		1.95/6'5"	23	10.5	60	50	100	2.8	2.8	19:06 (4)
7	MALESEVIC Nikola		2.02/6'8"	23	6.8	38	33	78	3.5	0.8	17:00 (4)
8	DRENOVAC Dorde		1.94/6'4"	20	10.0	76	100	60	3.7	1.7	21:03 (3)
9	KALINIC Nikola		2.02/6'8"	21	7.8	35	0	70	6.8	3.3	23:39 (4)
10	ZIVANOVIC Stefan		1.96/6'5"	24	11.0	54	36	85	1.8	4.5	23:48 (4)
11	MAJSTOROVIC Dorde		2.11/6'11"	23	6.3	67		72	3.3	1.8	12:39 (4)
12	GAGIC Dorde		2.08/6'10"	22	9.0	54	0	67	5.8	0.8	13:04 (4)
13	SMILJANIC Ivan		1.99/6'6"	24	2.0	33	0		0.0	1.0	7:50 (1)
14	MARKOVIC Nikola		2.04/6'8"	24	13.0	71	83	43	5.0	2.0	17:44 (4)
15	BALABAN Darko		2.12/6'11"	23	8.8	65		50	5.5	1.0	16:56 (4)
Team			2.01/6'7"	22.7	82.6	56	40	77	36.0	18.8	
Coach		POPOVIC Oliver									
Assistant Coach		DOKIC Vladimir									

SRB Played

PR	MGL	110 - 56
PR	PHI	20 - 0
PR	MEX	100 - 48
PR	JPN	105 - 64
PR	ROU	78 - 53

EST - Estonia


No.	Name	Pos	Height m / ft in	Age	Current Games Statistics						
					PPG	FG%	3FG%	FT%	RPG	APG	MPG (GP)
4	RAUDLA Siim	G	1.90/6'3"	23	0.8	15	0		4.0	1.2	21:22 (5)
6	PUIDET Jaan	G	1.93/6'4"	21	9.0	41	40	92	6.0	2.8	28:55 (5)
8	HAMARSALU Taavi	C	2.01/6'7"	24	3.3	26	25		1.3	1.0	12:57 (4)
9	KEEDUS Erik	F	2.02/6'8"	23	5.0	27	14	75	6.0	3.2	28:44 (5)
10	KERES Kristjan	F	1.97/6'6"	23	8.2	38	29	67	3.0	1.0	25:20 (5)
11	ULP Priidik	G	1.91/6'3"	21	5.8	50	42	100	1.5	0.5	16:56 (4)
12	RAADIK Toomas	C	2.03/6'8"	22	20.4	63	43	95	4.2	2.0	29:47 (5)
13	SAARMETS Madis	C	2.04/6'8"	23	9.4	42	29	43	6.4	1.2	26:25 (5)
14	LIIVAMAGI Kevin	C	2.00/6'7"	20	2.5	9	0	100	2.5	0.0	17:41 (2)
15	VOOLAIK Kristjan	F	2.00/6'7"	21	4.8	31	8	50	4.5	0.5	16:46 (4)
Team			1.98/6'6"	22.1	64.8	40	26	80	41.0	13.0	
Coach		LILL Heino									
Assistant Coach		TAMMARU Margus									

EST Played

PR	GER	65 - 59
PR	RUS	43 - 106
PR	UKR	71 - 52
PR	OMA	77 - 52
PR	KOR	68 - 61

LEGEND

(1) Point Guard	(2) Shooting Guard	(3) Small Forward	(4) Power Forward	(5) Centre
(C) Captain	3FG% 3 Points Field Goals %	APG Assists per Game	C Centre	F Forward
FG% Field Goals %	FT% Free Throws %	G Guard	GP Games Played	MPG Minutes Played per Game
Pos Playing Position	PPG Points per Game	PR Preliminary Round	QF Quarterfinal	RPG Rebounds per Game

Timing and Results provided by  TISSOT



Game No: 62

Results
Результаты

Match Duration: 1:35

SRB 88 vs 43 EST
(18:16, 20:9, 20:14, 30:4)

Referee: MIKHAYLOV Sergey (RUS)

Commissioner:

Umpire: MILLS Tim (AUS) / AL BULUSHI Ahmed (OMA)

Scoring by 5 min intervals:	SRB	Q1		Q2		Q3		Q4	
		M	A	M	A	M	A	M	A
	11	18	25	38	43	58	72	88	
	7	16	25	25	32	39	41	43	

SRB - Serbia

No.	Name	MIN	Field Goals		2 Points		3 Points		Free Throws		Rebounds			AS	TO	ST	BS	PF	FD	PTS
			M/A	%	M/A	%	M/A	%	M/A	%	OR	DR	TOT							
*4	DJOKIC Dejan	24:19	1/4	25	1/2	50	0/2	0	4/4	100	0	1	1	5	4	2	0	1	4	6
5	JOVIC Stefan	0:00	0/0	0	0/0	0	0/0	0	0/0	0	0	0	0	0	0	0	0	0	0	0
*6	DIMIC Milos	24:42	3/7	43	2/3	67	1/4	25	2/2	100	1	1	2	1	1	1	0	1	4	9
7	MALESEVIC Nikola	12:41	2/4	50	1/2	50	1/2	50	1/2	50	0	2	2	4	0	1	0	2	1	6
8	DRENOVAC Dorde	17:34	5/7	71	4/6	67	1/1	100	2/2	100	4	3	7	1	0	1	0	2	1	13
*9	KALINIC Nikola	23:00	1/9	11	1/3	33	0/6	0	0/0	0	0	3	3	0	0	1	0	2	0	2
*10	ZIVANOVIC Stefan	22:34	5/8	63	2/2	100	3/6	50	0/0	0	2	2	4	3	1	0	1	1	0	13
11	MAJSTOROVIC Dorde	5:06	2/6	33	2/6	33	0/0	0	0/0	0	1	1	2	1	0	1	0	0	0	4
*12	GAGIC Dorde	21:57	5/10	50	5/10	50	0/0	0	2/2	100	1	4	5	0	1	1	0	2	2	12
13	SMILJANIC Ivan	13:02	2/3	67	1/1	100	1/2	50	3/4	75	3	3	6	0	0	1	0	0	3	8
14	MARKOVIC Nikola	21:34	4/8	50	4/5	80	0/3	0	1/3	33	1	6	7	3	0	2	1	1	2	9
15	BALABAN Darko	13:31	3/6	50	3/5	60	0/1	0	0/2	0	0	2	2	0	1	0	1	0	2	6
Team / Coach												5	4	9						
Totals		33/72	46	26/45	58	7/27	26	15/21	71	18	32	50	18	8	11	3	12	19	88	
Coach		POPOVIC Oliver																		
Assistant Coach		DOKIC Vladimir																		

EST - Estonia

No.	Name	MIN	Field Goals		2 Points		3 Points		Free Throws		Rebounds			AS	TO	ST	BS	PF	FD	PTS
			M/A	%	M/A	%	M/A	%	M/A	%	OR	DR	TOT							
4	RAUDLA Siim	17:27	1/4	25	1/2	50	0/2	0	0/0	0	0	2	2	0	3	0	0	0	0	2
*6	PUIDET Jaan	33:53	3/9	33	2/7	29	1/2	50	1/2	50	1	3	4	4	5	2	0	5	1	8
8	HAMARSALU Taavi	19:58	0/8	0	0/1	0	0/7	0	0/0	0	1	1	2	2	0	0	2	0	0	0
*9	KEEDUS Erik	27:39	4/11	36	3/7	43	1/4	25	3/4	75	3	4	7	4	2	1	0	4	5	12
*10	KERES Kristjan	16:51	0/3	0	0/2	0	0/1	0	0/0	0	0	1	1	0	0	0	0	2	0	0
11	ULP Priidik	9:12	0/0	0	0/0	0	0/0	0	0/0	0	0	0	0	0	0	0	0	0	0	0
*12	RAADIK Toomas	29:38	4/10	40	2/8	25	2/2	100	0/0	0	1	4	5	0	1	0	0	4	1	10
*13	SAARMETS Madis	30:24	3/12	25	2/4	50	1/8	13	2/2	100	1	2	3	0	0	0	1	1	2	9
14	LIIVAMAGI Kevin	3:43	0/0	0	0/0	0	0/0	0	0/0	0	0	1	1	0	0	0	0	0	1	0
15	VOOLAID Kristjan	11:15	1/3	33	1/1	100	0/2	0	0/0	0	1	1	2	0	2	0	0	1	1	2
Team / Coach												3	4	7						
Totals		16/60	27	11/32	34	5/28	18	6/8	75	11	23	34	10	18	3	1	19	11	43	
Coach		LILL Heino																		
Assistant Coach		TAMMARU Margus																		

	SRB	EST
Points from Turnovers	25	6
Points in the Paint	50	18
Second Chance Points	19	12
Fast Break Points	20	3

	SRB	EST
Biggest Lead	45	2
Biggest Scoring Run	17-0 (40-25)	7-0 (40-32)
Lead Changes	2	
Times Tied	4	

LEGEND			
%	Shooting Percentage	(C)	Captain
BS	Blocked Shots	DR	Defensive Rebounds
OR	Offensive Rebounds	OTx	Overtime
S	Suspended	ST	Steals
(I)	Injured	FD	Fouls Drawn
PF	Fouls	M/A	Made / Attempts
PTS	Points	AS	Assists
TOT	Total Rebounds	MIN	Minutes Played
		Qx	Quarter Time

Timing and Results provided by TISSOT



Game No: 62

Shot Chart
Схема бросков

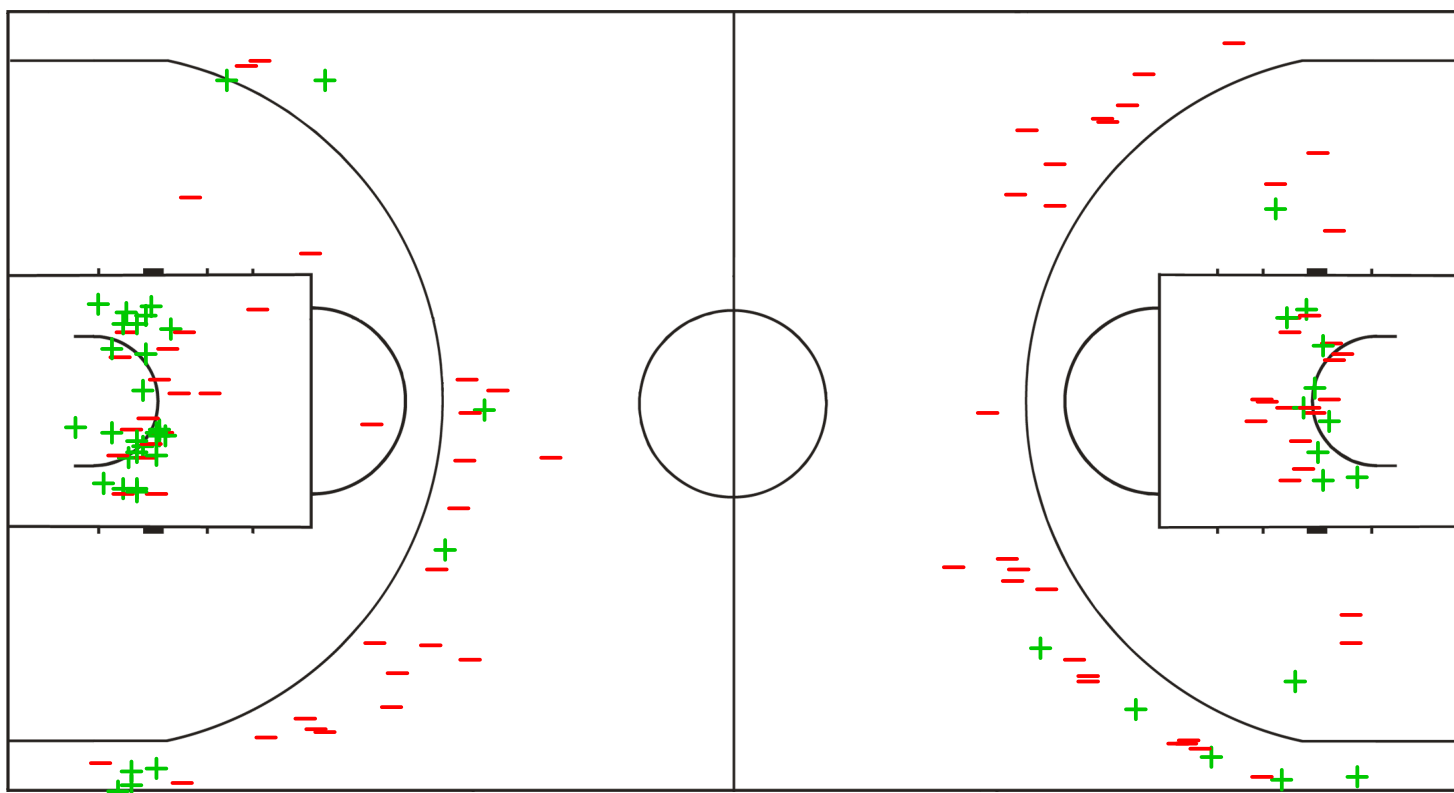
SRB 88 vs 43 EST
(18 - 16, 20 - 9, 20 - 14, 30 - 4)

Scoring by 5 min intervals:

	Q1		Q2		Q3		Q4	
SRB	11	18	25	38	43	58	72	88
EST	7	16	25	25	32	39	41	43

SRB - Serbia

EST - Estonia



LEGEND

+ Shot Made

- Shot Missed

Timing and Results provided by **TISSOT**



Game No: 62

Shot Chart

Схема бросков

SRB 88 vs 43 EST

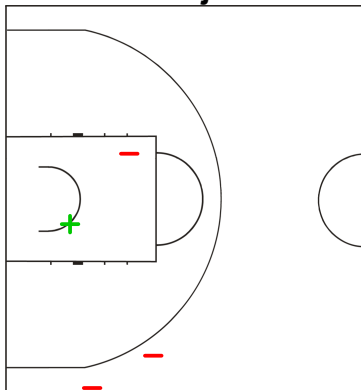
(18 - 16, 20 - 9, 20 - 14, 30 - 4)

Scoring by 5 min intervals:

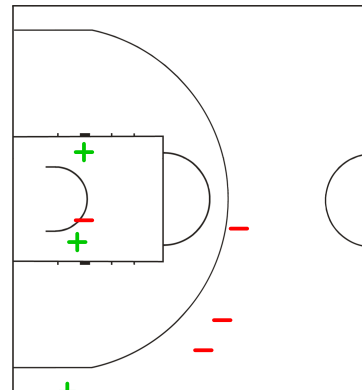
	Q1		Q2		Q3		Q4	
SRB	11	18	25	38	43	58	72	88
EST	7	16	25	25	32	39	41	43

SRB - Serbia

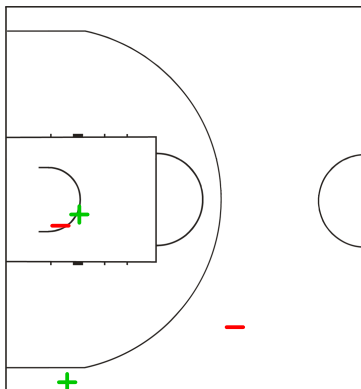
4 DJOKIC Dejan



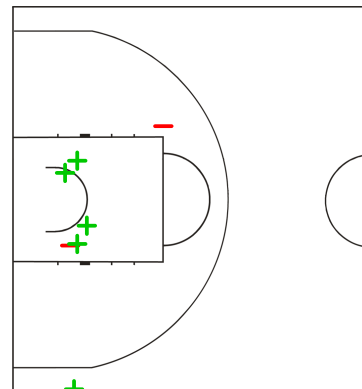
6 DIMIC Milos



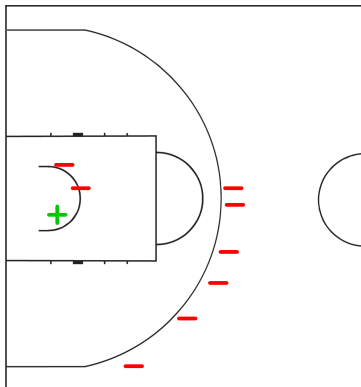
7 MALESEVIC Nikola



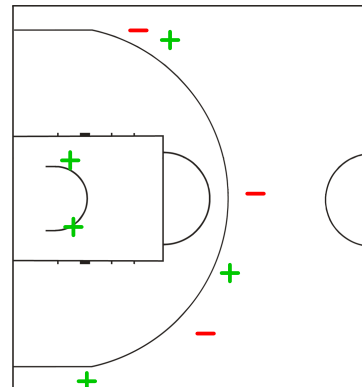
8 DRENOVAC Dorde



9 KALINIC Nikola



10 ZIVANOVIC Stefan



LEGEND

+ Shot Made

-

Shot Missed

Timing and Results provided by TISSOT



Game No: 62

Shot Chart
Схема бросков

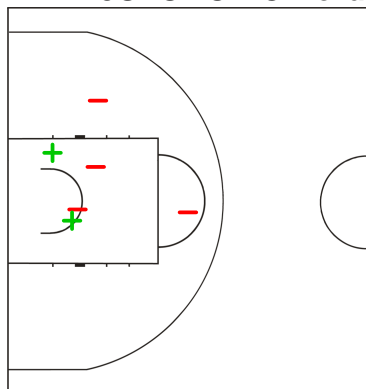
SRB 88 vs 43 EST
(18 - 16, 20 - 9, 20 - 14, 30 - 4)

Scoring by 5 min intervals:

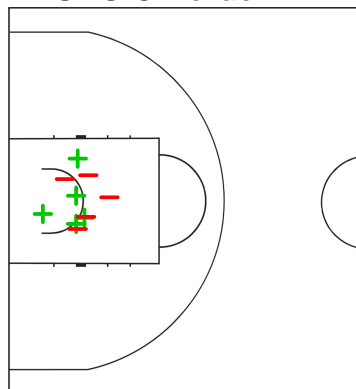
	Q1		Q2		Q3		Q4	
SRB	11	18	25	38	43	58	72	88
EST	7	16	25	25	32	39	41	43

SRB - Serbia

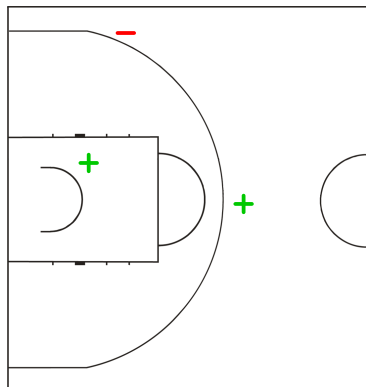
11 MAJSTOROVIC Dorde



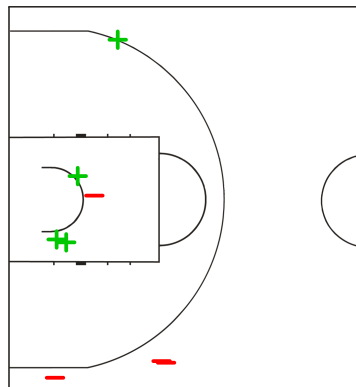
12 GAGIC Dorde



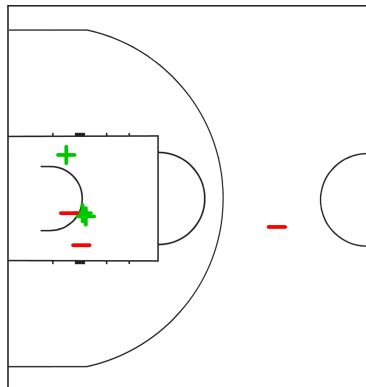
13 SMILJANIC Ivan



14 MARKOVIC Nikola



15 BALABAN Darko



LEGEND

+ Shot Made

-

Shot Missed

Timing and Results provided by TISSOT



Game No: 62

Shot Chart
Схема бросков

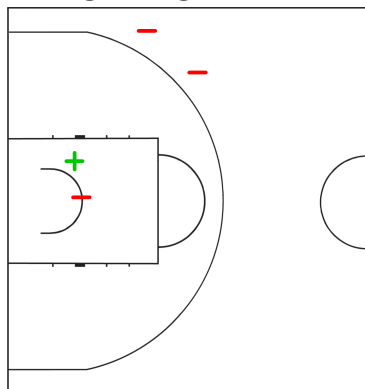
SRB 88 vs 43 EST
(18 - 16, 20 - 9, 20 - 14, 30 - 4)

Scoring by 5 min intervals:

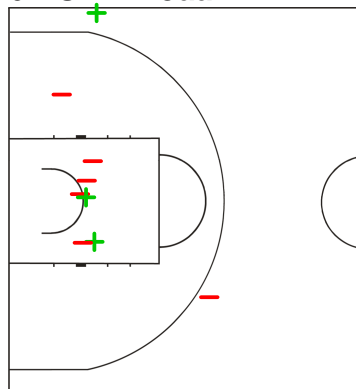
	Q1		Q2		Q3		Q4	
SRB	11	18	25	38	43	58	72	88
EST	7	16	25	25	32	39	41	43

EST - Estonia

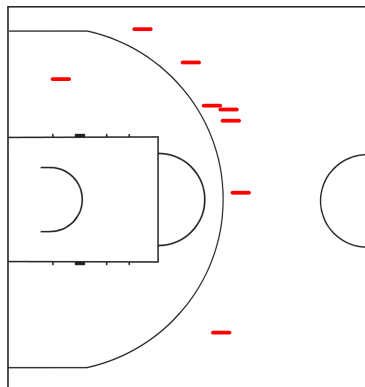
4 RAUDLA Siim



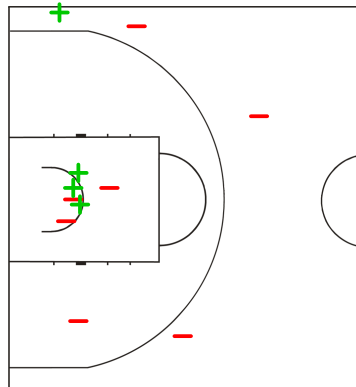
6 PUIDET Jaan



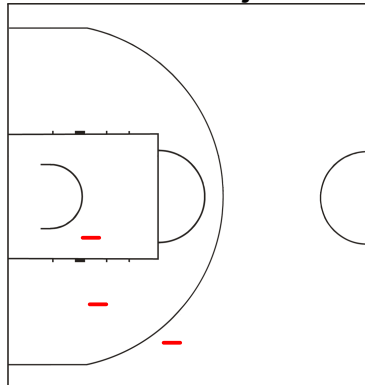
8 HAMARSALU Taavi



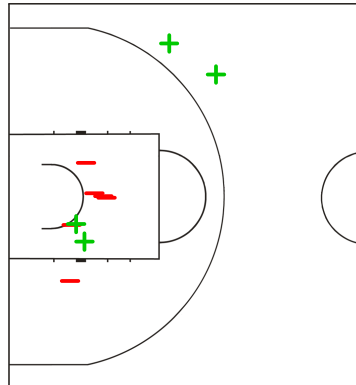
9 KEEDUS Erik



10 KERES Kristjan



12 RAADIK Toomas



LEGEND

+ Shot Made

-

Shot Missed

Timing and Results provided by **TISSOT**



Game No: 62

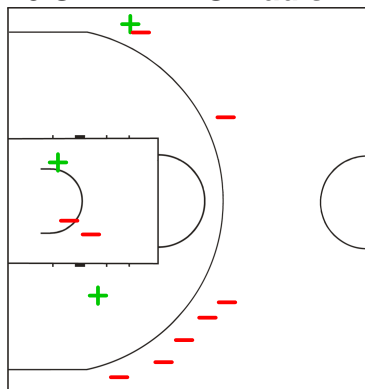
Shot Chart
Схема бросков

SRB 88 vs 43 EST
(18 - 16, 20 - 9, 20 - 14, 30 - 4)

Scoring by 5 min intervals:

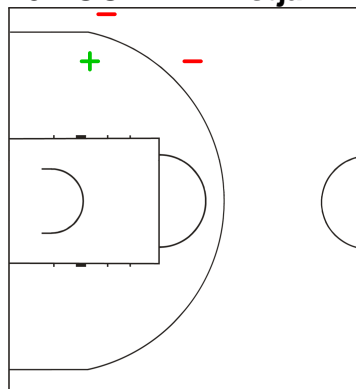
	Q1		Q2		Q3		Q4	
SRB	11	18	25	38	43	58	72	88
EST	7	16	25	25	32	39	41	43

13 SAARMETS Madis



EST - Estonia

15 VOOLAID Kristjan



LEGEND

+ Shot Made

- Shot Missed

Timing and Results provided by TISSOT



Game No: 62

Lineup Analysis

Анализ

SRB 88 vs 43 EST

SRB

Lineup efficiency

4	DJOKIC D	6	DIMIC M	9	KALINIC N	10	ZIVANOVIC S	12	GAGIC D	6:47
6	DIMIC M	10	ZIVANOVIC S	12	GAGIC D	13	SMILJANIC I	14	MARKOVIC N	5:18
4	DJOKIC D	8	DRENOVAC D	9	KALINIC N	10	ZIVANOVIC S	15	BALABAN D	3:40
4	DJOKIC D	6	DIMIC M	9	KALINIC N	13	SMILJANIC I	14	MARKOVIC N	3:33
4	DJOKIC D	6	DIMIC M	12	GAGIC D	13	SMILJANIC I	14	MARKOVIC N	3:29
7	MALESEVIC N	8	DRENOVAC D	9	KALINIC N	11	MAJSTOROVIC D	12	GAGIC D	3:12
7	MALESEVIC N	8	DRENOVAC D	10	ZIVANOVIC S	14	MARKOVIC N	15	BALABAN D	2:45
6	DIMIC M	7	MALESEVIC N	8	DRENOVAC D	14	MARKOVIC N	15	BALABAN D	1:57
4	DJOKIC D	7	MALESEVIC N	8	DRENOVAC D	11	MAJSTOROVIC D	12	GAGIC D	1:54
6	DIMIC M	9	KALINIC N	10	ZIVANOVIC S	14	MARKOVIC N	15	BALABAN D	1:47
4	DJOKIC D	7	MALESEVIC N	8	DRENOVAC D	9	KALINIC N	15	BALABAN D	1:36
4	DJOKIC D	7	MALESEVIC N	8	DRENOVAC D	9	KALINIC N	12	GAGIC D	1:17
4	DJOKIC D	8	DRENOVAC D	10	ZIVANOVIC S	14	MARKOVIC N	15	BALABAN D	0:45
4	DJOKIC D	6	DIMIC M	10	ZIVANOVIC S	14	MARKOVIC N	15	BALABAN D	0:41
6	DIMIC M	9	KALINIC N	10	ZIVANOVIC S	13	SMILJANIC I	14	MARKOVIC N	0:31
4	DJOKIC D	6	DIMIC M	8	DRENOVAC D	9	KALINIC N	14	MARKOVIC N	0:28
6	DIMIC M	10	ZIVANOVIC S	13	SMILJANIC I	14	MARKOVIC N	15	BALABAN D	0:11
4	DJOKIC D	9	KALINIC N	10	ZIVANOVIC S	14	MARKOVIC N	15	BALABAN D	0:09

Score development

4	DJOKIC D	7	MALESEVIC N	8	DRENOVAC D	11	MAJSTOROVIC D	12	GAGIC D	1:54	+8
4	DJOKIC D	6	DIMIC M	9	KALINIC N	13	SMILJANIC I	14	MARKOVIC N	3:33	+7
6	DIMIC M	10	ZIVANOVIC S	12	GAGIC D	13	SMILJANIC I	14	MARKOVIC N	5:18	+7
7	MALESEVIC N	8	DRENOVAC D	9	KALINIC N	11	MAJSTOROVIC D	12	GAGIC D	3:12	+6
6	DIMIC M	9	KALINIC N	10	ZIVANOVIC S	14	MARKOVIC N	15	BALABAN D	1:47	+5
4	DJOKIC D	7	MALESEVIC N	8	DRENOVAC D	9	KALINIC N	12	GAGIC D	1:17	+4
4	DJOKIC D	7	MALESEVIC N	8	DRENOVAC D	9	KALINIC N	15	BALABAN D	1:36	+4
4	DJOKIC D	8	DRENOVAC D	9	KALINIC N	10	ZIVANOVIC S	15	BALABAN D	3:40	+4
7	MALESEVIC N	8	DRENOVAC D	10	ZIVANOVIC S	14	MARKOVIC N	15	BALABAN D	2:45	+3
4	DJOKIC D	6	DIMIC M	9	KALINIC N	10	ZIVANOVIC S	12	GAGIC D	6:47	+3
6	DIMIC M	9	KALINIC N	10	ZIVANOVIC S	13	SMILJANIC I	14	MARKOVIC N	0:31	+2
4	DJOKIC D	9	KALINIC N	10	ZIVANOVIC S	14	MARKOVIC N	15	BALABAN D	0:09	0
6	DIMIC M	10	ZIVANOVIC S	13	SMILJANIC I	14	MARKOVIC N	15	BALABAN D	0:11	0
4	DJOKIC D	8	DRENOVAC D	10	ZIVANOVIC S	14	MARKOVIC N	15	BALABAN D	0:45	0
6	DIMIC M	7	MALESEVIC N	8	DRENOVAC D	14	MARKOVIC N	15	BALABAN D	1:57	-1
4	DJOKIC D	6	DIMIC M	8	DRENOVAC D	9	KALINIC N	14	MARKOVIC N	0:28	-2
4	DJOKIC D	6	DIMIC M	12	GAGIC D	13	SMILJANIC I	14	MARKOVIC N	3:29	-2
4	DJOKIC D	6	DIMIC M	10	ZIVANOVIC S	14	MARKOVIC N	15	BALABAN D	0:41	-3



Game No: 62

Lineup Analysis

Анализ

EST

Lineup efficiency


6	PUIDET J	9	KEEDUS E	10	KERES K	12	RAADIK T	13	SAARMETS M	7:42
4	RAUDLA S	6	PUIDET J	9	KEEDUS E	12	RAADIK T	13	SAARMETS M	7:21
6	PUIDET J	8	HAMARSALU T	9	KEEDUS E	10	KERES K	12	RAADIK T	4:47
4	RAUDLA S	8	HAMARSALU T	11	ULP P	13	SAARMETS M	14	LIIVAMAGI K	3:43
6	PUIDET J	9	KEEDUS E	12	RAADIK T	13	SAARMETS M	15	VOOLAID K	3:23
6	PUIDET J	8	HAMARSALU T	9	KEEDUS E	12	RAADIK T	15	VOOLAID K	3:13
6	PUIDET J	8	HAMARSALU T	10	KERES K	11	ULP P	13	SAARMETS M	3:05
4	RAUDLA S	6	PUIDET J	12	RAADIK T	13	SAARMETS M	15	VOOLAID K	1:36
4	RAUDLA S	8	HAMARSALU T	11	ULP P	12	RAADIK T	15	VOOLAID K	1:20
4	RAUDLA S	6	PUIDET J	8	HAMARSALU T	10	KERES K	13	SAARMETS M	1:17
4	RAUDLA S	8	HAMARSALU T	11	ULP P	13	SAARMETS M	15	VOOLAID K	1:04
4	RAUDLA S	6	PUIDET J	8	HAMARSALU T	9	KEEDUS E	13	SAARMETS M	0:50
6	PUIDET J	8	HAMARSALU T	9	KEEDUS E	13	SAARMETS M	15	VOOLAID K	0:23
4	RAUDLA S	6	PUIDET J	8	HAMARSALU T	12	RAADIK T	15	VOOLAID K	0:16

Score development

6	PUIDET J	8	HAMARSALU T	9	KEEDUS E	13	SAARMETS M	15	VOOLAID K	0:23	+2
6	PUIDET J	9	KEEDUS E	12	RAADIK T	13	SAARMETS M	15	VOOLAID K	3:23	+2
6	PUIDET J	8	HAMARSALU T	9	KEEDUS E	12	RAADIK T	15	VOOLAID K	3:13	+1
4	RAUDLA S	6	PUIDET J	8	HAMARSALU T	12	RAADIK T	15	VOOLAID K	0:16	0
4	RAUDLA S	6	PUIDET J	8	HAMARSALU T	9	KEEDUS E	13	SAARMETS M	0:50	0
6	PUIDET J	9	KEEDUS E	10	KERES K	12	RAADIK T	13	SAARMETS M	7:42	-1
4	RAUDLA S	8	HAMARSALU T	11	ULP P	12	RAADIK T	15	VOOLAID K	1:20	-4
4	RAUDLA S	6	PUIDET J	12	RAADIK T	13	SAARMETS M	15	VOOLAID K	1:36	-4
4	RAUDLA S	8	HAMARSALU T	11	ULP P	13	SAARMETS M	15	VOOLAID K	1:04	-5
4	RAUDLA S	6	PUIDET J	8	HAMARSALU T	10	KERES K	13	SAARMETS M	1:17	-5
6	PUIDET J	8	HAMARSALU T	9	KEEDUS E	10	KERES K	12	RAADIK T	4:47	-5
4	RAUDLA S	6	PUIDET J	9	KEEDUS E	12	RAADIK T	13	SAARMETS M	7:21	-8
6	PUIDET J	8	HAMARSALU T	10	KERES K	11	ULP P	13	SAARMETS M	3:05	-9
4	RAUDLA S	8	HAMARSALU T	11	ULP P	13	SAARMETS M	14	LIIVAMAGI K	3:43	-9

LEGEND

+ Shot Made - Shot Missed

Timing and Results provided by  TISSOT



Game No: 63

Start List

Стартовый список

CAN vs BRA

Referee: VECHERSKIS Mindaugas (LTU)
Umpire: SHORT Thomas (USA) / SAREKOSKI Yrjo Johannes (FIN)

CAN - Canada

No.	Name	Pos	Height m / ft in	Age	Current Games Statistics						
					PPG	FG%	3FG%	FT%	RPG	APG	MPG (GP)
4	PANGOS Kevin	G	1.82/6'0"	20	9.8	43	33	78	2.0	2.6	19:21 (5)
5	HESLIP Brady	G	1.84/6'0"	23	17.0	44	47	88	1.4	0.6	19:47 (5)
6	WILTJER Kyle	F	2.03/6'8"	20	5.8	48	17	100	3.2	1.2	11:12 (5)
7	EJIM Melvin	F	2.00/6'7"	22	7.2	45	25	88	5.4	1.2	18:39 (5)
8	SCRUBB Thomas	F	2.00/6'7"	21	5.8	43	43	100	4.4	2.8	20:03 (5)
9	AROP Mangisto	F	2.00/6'7"	22	5.3	67	100	50	2.7	1.3	11:43 (3)
10	MULLINGS Daniel	G	1.84/6'0"	21	10.6	55		53	5.0	1.8	20:12 (5)
11	SCRUBB Philip	G	1.85/6'1"	20	5.4	39	27	50	2.0	3.2	18:44 (5)
12	POWELL Dwight	F	2.04/6'8"	21	13.6	66		48	5.2	0.2	17:54 (5)
13	BACHYNSKI Jordan	C	2.08/6'10"	23	7.0	65		36	6.8	0.2	13:37 (5)
14	BURNATOWSKI Murphy	F	2.01/6'7"	21	5.4	41	36	50	2.4	1.0	14:49 (5)
15	KLASSEN Owen	F	2.04/6'8"	21	8.0	69		67	8.2	1.2	18:36 (5)
Team			1.96/6'5"	21.3	98.8	51	39	65	50.4	16.8	
Coach		TRIANO Jay									
Assistant Coach		FRANCIS Greg									

CAN Played		
PR	SWE	84 - 69
PR	UAE	137 - 43
PR	AUS	92 - 83
PR	CZE	87 - 56
PR	USA	94 - 85


BRA - Brazil

No.	Name	Pos	Height m / ft in	Age	Current Games Statistics						
					PPG	FG%	3FG%	FT%	RPG	APG	MPG (GP)
4	FELICIO Cristiano	C	2.08/6'10"	21	15.8	71		82	7.4	0.6	22:11 (5)
5	MARIANO Lucas	F	2.05/6'9"	19	7.6	47	17	70	3.8	0.4	21:20 (5)
6	ALVES MAIA Rafael	F	2.01/6'7"	21	5.8	71		33	6.2	0.8	14:11 (5)
7	GONCALVES Isaac	G	1.94/6'4"	23	4.2	45	20	100	1.8	0.4	12:21 (5)
8	SILVA Andre	PF	2.00/6'7"	22	6.6	50	40	82	3.0	0.8	17:58 (5)
9	DEODATO Guilherme	SG	1.92/6'4"	22	8.4	45	30	100	3.2	2.6	19:12 (5)
10	MEINDL Leonardo	SG	1.97/6'6"	20	10.6	50	39	50	5.8	1.0	18:35 (5)
11	DALLA BARBA Matheus	G	1.98/6'6"	22	6.6	48	41	67	2.0	0.6	14:50 (5)
12	BERNARDI Joao	PF	1.97/6'6"	23	10.4	66	45	90	3.8	1.0	17:27 (5)
13	CORAZZA NETO Elio	PG	1.91/6'3"	23	4.4	29	20	75	1.8	4.6	15:00 (5)
14	CAMPOS Jefferson	PG	1.85/6'1"	22	3.0	27	33	100	1.0	3.7	8:31 (3)
15	CHAIA George	PG	1.86/6'1"	22	4.6	24	21	86	3.6	5.4	21:44 (5)
Team			1.96/6'5"	21.7	86.8	51	33	74	45.8	20.4	
Coach		SANTOS NETO Jose Alves									
Assistant Coach		DE CONTI Gustavo Antonio									

BRA Played		
PR	CHN	107 - 65
PR	FIN	75 - 65
PR	CHI	106 - 40
PR	LTU	69 - 77
PR	NOR	77 - 47

LEGEND

(1) Point Guard	(2) Shooting Guard	(3) Small Forward	(4) Power Forward	(5) Centre
(C) Captain	3FG% 3 Points Field Goals %	APG Assists per Game	C Centre	F Forward
FG% Field Goals %	FT% Free Throws %	G Guard	GP Games Played	MPG Minutes Played per Game
Pos Playing Position	PPG Points per Game	PR Preliminary Round	QF Quarterfinal	RPG Rebounds per Game

Timing and Results provided by  TISSOT



Game No: 63

Results
Результаты

Attendance: 537

Match Duration: 1:43

CAN 88 vs 77 BRA
(17:20, 21:17, 21:15, 29:25)

Referee: VECHERSKIS Mindaugas (LTU) Commissioner:
Umpire: SHORT Thomas (USA) / SAREKOSKI Yrjo Johannes (FIN)

		Q1		Q2		Q3		Q4	
Scoring by 5 min intervals:	CAN	10	17	29	38	47	59	72	88
	BRA	9	20	26	37	48	52	63	77

CAN - Canada

No.	Name	MIN	Field Goals		2 Points		3 Points		Free Throws		Rebounds			AS	TO	ST	BS	PF	FD	PTS
			M/A	%	M/A	%	M/A	%	M/A	%	OR	DR	TOT							
*4	PANGOS Kevin	18:41	1/8	13	1/7	14	0/1	0	0/0	0	1	1	2	4	1	0	0	1	0	2
5	HESLIP Brady	21:01	3/14	21	1/7	14	2/7	29	12/12	100	2	1	3	1	3	0	0	1	5	20
6	WILTJER Kyle	12:09	4/7	57	1/2	50	3/5	60	0/0	0	2	0	2	0	0	0	0	0	0	11
*7	EJIM Melvin	18:41	5/8	63	3/6	50	2/2	100	0/0	0	1	1	2	2	1	1	0	1	0	12
*8	SCRUBB Thomas	18:41	1/6	17	0/4	0	1/2	50	0/0	0	1	4	5	0	1	2	0	0	0	3
9	AROP Mangisto	7:19	0/0	0	0/0	0	0/0	0	0/0	0	0	1	1	0	0	0	0	1	0	0
*10	MULLINGS Daniel	18:59	2/5	40	2/5	40	0/0	0	5/10	50	2	2	4	2	0	1	0	0	8	9
11	SCRUBB Philip	21:19	2/6	33	1/3	33	1/3	33	0/0	0	1	2	3	4	2	0	0	2	3	5
*12	POWELL Dwight	16:36	4/6	67	4/6	67	0/0	0	7/11	64	4	2	6	0	0	1	0	4	8	15
13	BACHYNSKI Jordan	10:29	3/5	60	3/5	60	0/0	0	0/0	0	2	0	2	0	1	0	3	0	0	6
14	BURNATOWSKI Murphy	14:00	1/4	25	1/2	50	0/2	0	0/0	0	2	3	5	1	0	2	0	2	2	2
15	KLASSEN Owen	22:05	1/3	33	1/2	50	0/1	0	1/2	50	4	2	6	0	2	1	0	3	2	3
Team / Coach											2	4	6		0					
Totals			27/72	38	18/49	37	9/23	39	25/35	71	24	23	47	14	11	8	3	15	28	88
Coach		TRIANO Jay																		
Assistant Coach		FRANCIS Greg																		

BRA - Brazil

No.	Name	MIN	Field Goals		2 Points		3 Points		Free Throws		Rebounds			AS	TO	ST	BS	PF	FD	PTS
			M/A	%	M/A	%	M/A	%	M/A	%	OR	DR	TOT							
*4	FELICIO Cristiano	22:40	5/7	71	5/7	71	0/0	0	0/0	0	0	2	2	1	0	1	0	5	2	10
*5	MARIANO Lucas	21:09	2/8	25	1/3	33	1/5	20	4/4	100	1	3	4	0	2	1	2	4	3	9
6	ALVES MAIA Rafael	9:58	1/2	50	1/2	50	0/0	0	0/0	0	0	1	1	0	0	0	0	5	1	2
7	GONCALVES Isaac	10:32	0/2	0	0/0	0	0/2	0	0/0	0	0	0	0	1	1	0	1	2	0	0
8	SILVA Andre	25:55	6/9	67	4/6	67	2/3	67	1/1	100	2	3	5	1	1	0	0	4	2	15
*9	DEODATO Guilherme	22:22	5/10	50	2/5	40	3/5	60	1/2	50	1	5	6	0	1	1	0	1	2	14
*10	MEINDL Leonardo	26:54	4/9	44	3/4	75	1/5	20	2/3	67	0	1	1	4	3	0	0	1	1	11
11	DALLA BARBA Matheus	0:00	0/0	0	0/0	0	0/0	0	0/0	0	0	0	0	0	0	0	0	0	0	0
12	BERNARDI Joao	20:12	3/5	60	2/4	50	1/1	100	1/1	100	0	1	1	3	1	0	0	1	2	8
13	CORAZZA NETO Elio	23:47	2/4	50	2/3	67	0/1	0	2/2	100	0	2	2	4	5	0	0	1	2	6
14	CAMPOS Jefferson	0:00	0/0	0	0/0	0	0/0	0	0/0	0	0	0	0	0	0	0	0	0	0	0
*15	CHAIA George	16:31	1/2	50	1/1	100	0/1	0	0/0	0	0	1	1	4	1	1	0	5	0	2
Team / Coach											2	2	4		2					
Totals			29/58	50	21/35	60	8/23	35	11/13	85	6	21	27	18	17	4	3	29	15	77
Coach		SANTOS NETO Jose Alves																		
Assistant Coach		DE CONTI Gustavo Antonio																		

	CAN	BRA
Points from Turnovers	16	12
Points in the Paint	34	36
Second Chance Points	15	4
Fast Break Points	2	0

	CAN	BRA
Biggest Lead	13	5
Biggest Scoring Run	7-0 (13-9)	7-0 (13-16)
Lead Changes	10	
Times Tied	7	

LEGEND			
%	Shooting Percentage	(C)	Captain
BS	Blocked Shots	DR	Defensive Rebounds
OR	Offensive Rebounds	OTx	Overtime
S	Suspended	ST	Steals
(I)	Injured	FD	Fouls Drawn
		PF	Fouls
		TO	Turnovers
*	Starters	M/A	Made / Attempts
		PTS	Points
		TOT	Total Rebounds
AS	Assists	MIN	Minutes Played
		Qx	Quarter Time

Timing and Results provided by TISSOT



Game No: 63

Shot Chart
Схема бросков

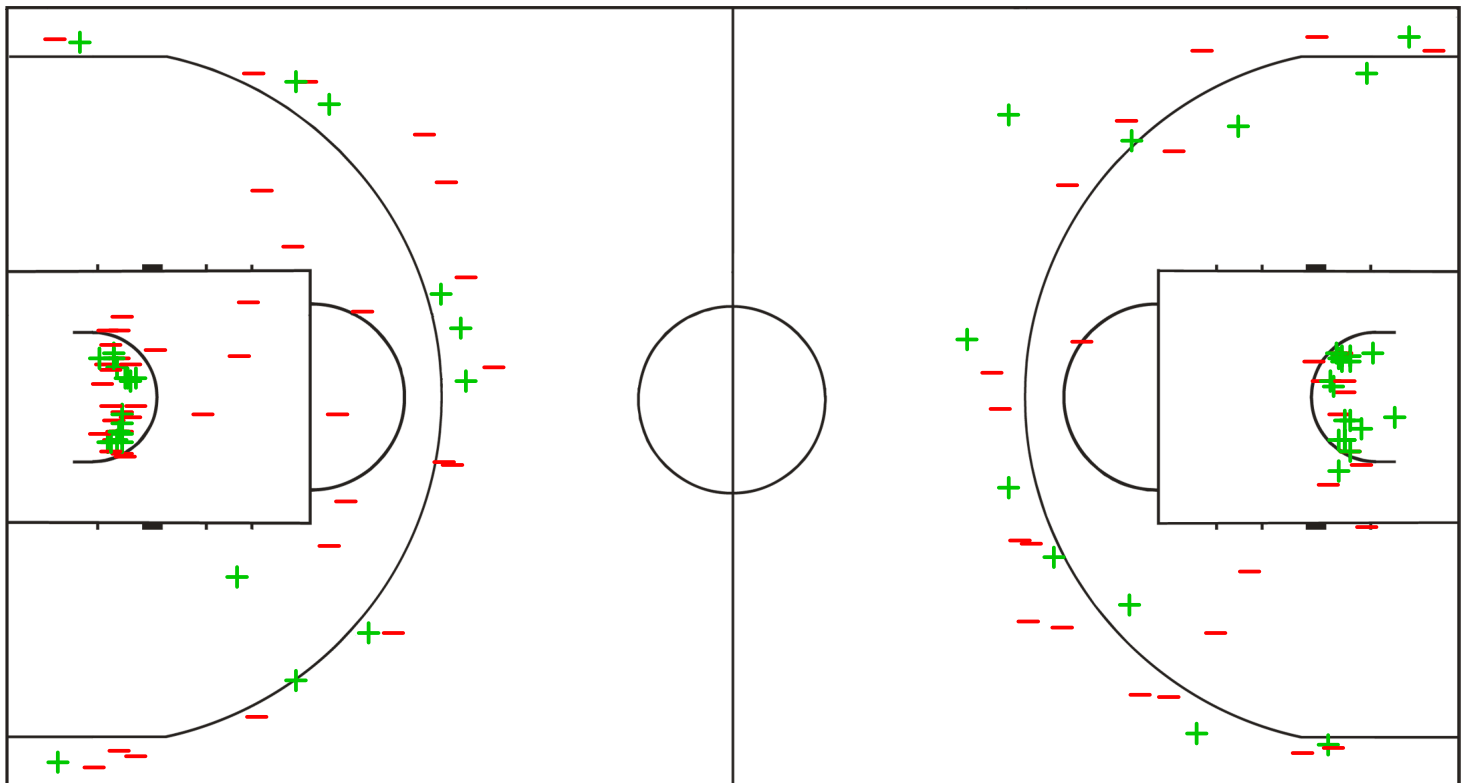
CAN 88 vs 77 BRA
(17 - 20, 21 - 17, 21 - 15, 29 - 25)

Scoring by 5 min intervals:

	Q1		Q2		Q3		Q4	
CAN	10	17	29	38	47	59	72	88
BRA	9	20	26	37	48	52	63	77

CAN - Canada

BRA - Brazil



LEGEND	
+	Shot Made
-	Shot Missed

Timing and Results provided by **TISSOT**



Game No: 63

Shot Chart
Схема бросков

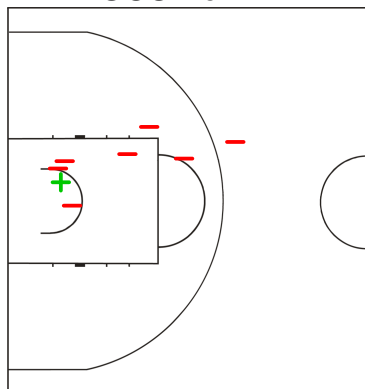
CAN 88 vs 77 BRA
(17 - 20, 21 - 17, 21 - 15, 29 - 25)

Scoring by 5 min intervals:

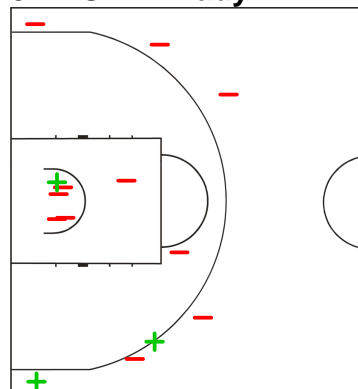
	Q1		Q2		Q3		Q4	
CAN	10	17	29	38	47	59	72	88
BRA	9	20	26	37	48	52	63	77

CAN - Canada

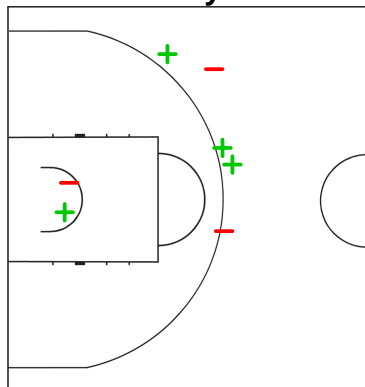
4 PANGOS Kevin



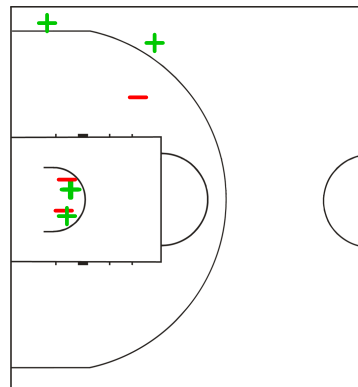
5 HESLIP Brady



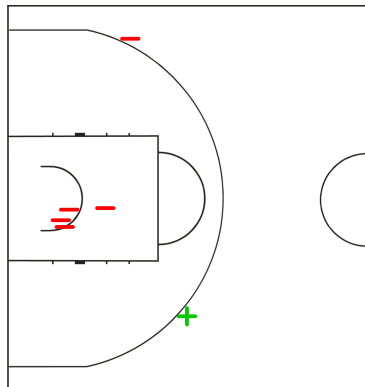
6 WILTJER Kyle



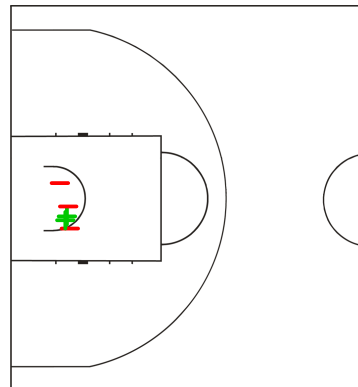
7 EJIM Melvin



8 SCRUBB Thomas



10 MULLINGS Daniel



LEGEND

+ Shot Made

-

Shot Missed

Timing and Results provided by **TISSOT**



Game No: 63

Shot Chart
Схема бросков

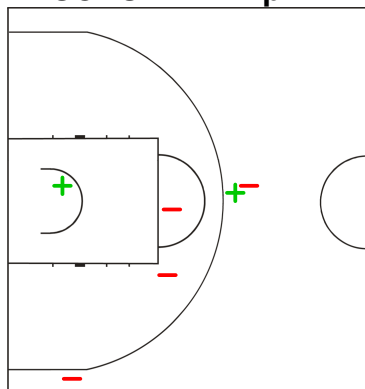
CAN 88 vs 77 BRA
(17 - 20, 21 - 17, 21 - 15, 29 - 25)

Scoring by 5 min intervals:

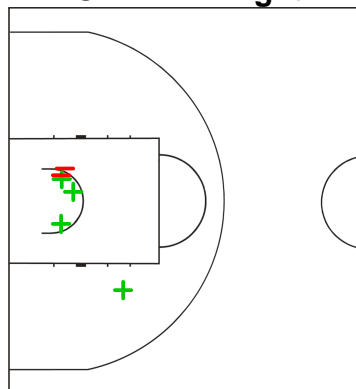
	Q1		Q2		Q3		Q4	
CAN	10	17	29	38	47	59	72	88
BRA	9	20	26	37	48	52	63	77

CAN - Canada

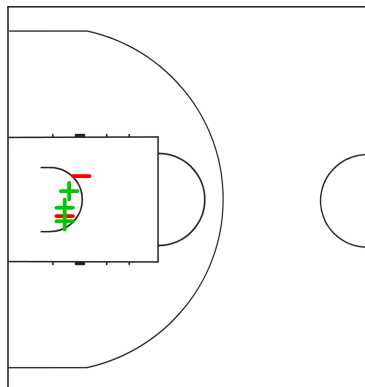
11 SCRUBB Philip



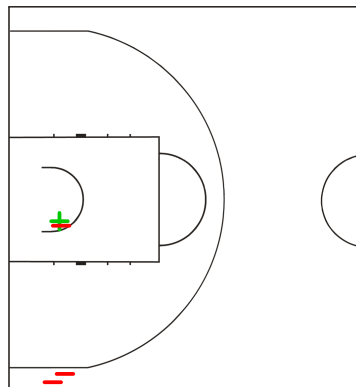
12 POWELL Dwight



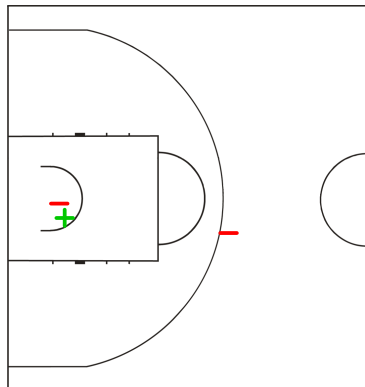
13 BACHYNSKI Jordan



14 BURNATOWSKI Murphy



15 KLASSEN Owen



LEGEND

+ Shot Made - Shot Missed

Timing and Results provided by **TISSOT**



Game No: 63

Shot Chart
Схема бросков

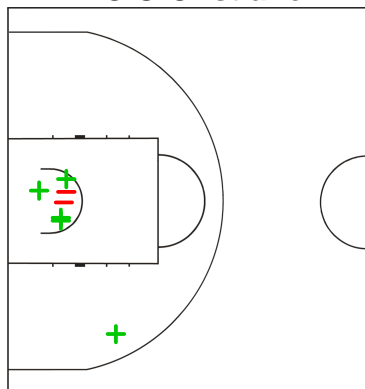
CAN 88 vs 77 BRA
(17 - 20, 21 - 17, 21 - 15, 29 - 25)

Scoring by 5 min intervals:

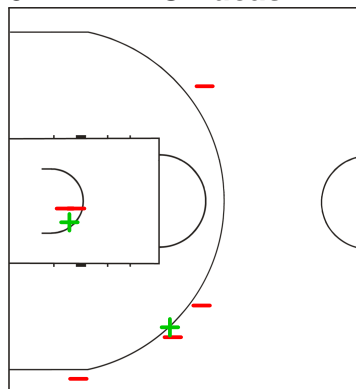
	Q1		Q2		Q3		Q4	
CAN	10	17	29	38	47	59	72	88
BRA	9	20	26	37	48	52	63	77

BRA - Brazil

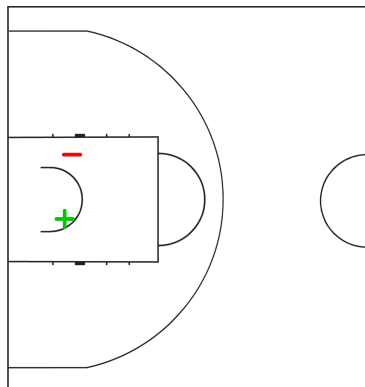
4 FELICIO Cristiano



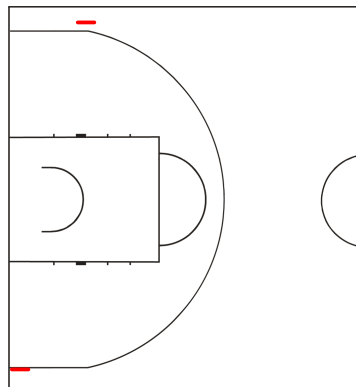
5 MARIANO Lucas



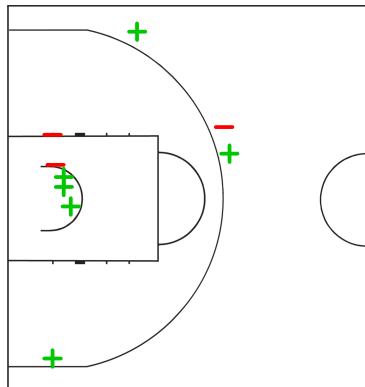
6 ALVES MAIA Rafael



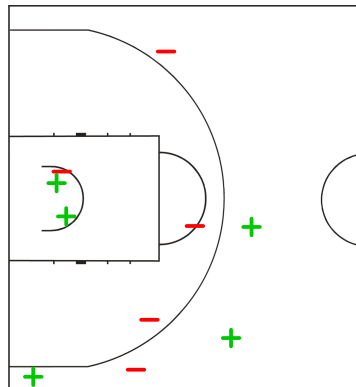
7 GONCALVES Isaac



8 SILVA Andre



9 DEODATO Guilherme



LEGEND

+ Shot Made - Shot Missed

Timing and Results provided by **TISSOT**



Game No: 63

Shot Chart
Схема бросков

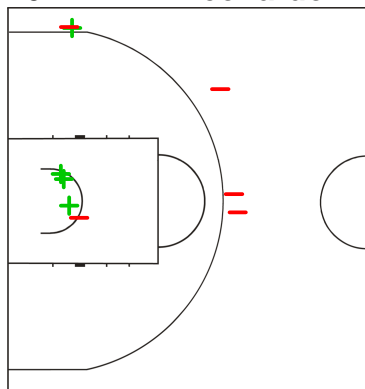
CAN 88 vs 77 BRA
(17 - 20, 21 - 17, 21 - 15, 29 - 25)

Scoring by 5 min intervals:

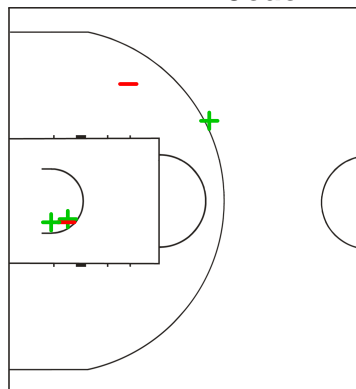
	Q1		Q2		Q3		Q4	
CAN	10	17	29	38	47	59	72	88
BRA	9	20	26	37	48	52	63	77

BRA - Brazil

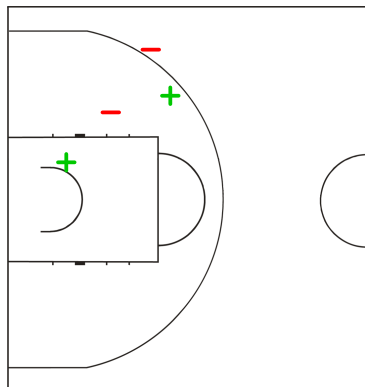
10 MEINDL Leonardo



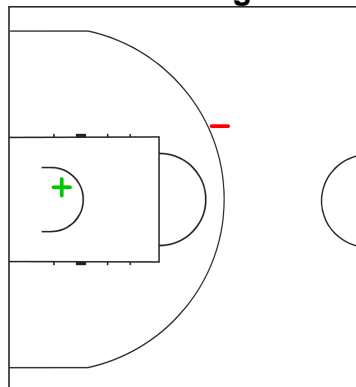
12 BERNARDI Joao



13 CORAZZA NETO Elio



15 CHAIA George



LEGEND

+ Shot Made

- Shot Missed

Timing and Results provided by **TISSOT**



Game No: 63

Lineup Analysis

Анализ

CAN 88 vs 77 BRA

CAN

Lineup efficiency

4 PANGOS K	7 EJIM M	8 SCRUBB T	10 MULLINGS D	12 POWELL D	16:36
5 HESLIP B	6 WILTJER K	11 SCRUBB P	14 BURNATOWSKI M	15 KLASSEN O	12:09
5 HESLIP B	9 AROP M	11 SCRUBB P	13 BACHYNSKI J	15 KLASSEN O	7:01
5 HESLIP B	11 SCRUBB P	13 BACHYNSKI J	14 BURNATOWSKI M	15 KLASSEN O	1:51
4 PANGOS K	7 EJIM M	8 SCRUBB T	10 MULLINGS D	13 BACHYNSKI J	1:19
4 PANGOS K	7 EJIM M	8 SCRUBB T	10 MULLINGS D	15 KLASSEN O	0:46
9 AROP M	10 MULLINGS D	11 SCRUBB P	13 BACHYNSKI J	15 KLASSEN O	0:18

Score development

4 PANGOS K	7 EJIM M	8 SCRUBB T	10 MULLINGS D	12 POWELL D	16:36	+17
5 HESLIP B	6 WILTJER K	11 SCRUBB P	14 BURNATOWSKI M	15 KLASSEN O	12:09	+3
9 AROP M	10 MULLINGS D	11 SCRUBB P	13 BACHYNSKI J	15 KLASSEN O	0:18	0
4 PANGOS K	7 EJIM M	8 SCRUBB T	10 MULLINGS D	13 BACHYNSKI J	1:19	-1
5 HESLIP B	11 SCRUBB P	13 BACHYNSKI J	14 BURNATOWSKI M	15 KLASSEN O	1:51	-1
4 PANGOS K	7 EJIM M	8 SCRUBB T	10 MULLINGS D	15 KLASSEN O	0:46	-2
5 HESLIP B	9 AROP M	11 SCRUBB P	13 BACHYNSKI J	15 KLASSEN O	7:01	-6



Game No: 63

Lineup Analysis

Анализ

BRA

Lineup efficiency


4	FELICIO C	5	MARIANO L	9	DEODATO G	10	MEINDL L	15	CHAIA G	8:06
6	ALVES MAIA R	7	GONCALVES I	8	SILVA A	12	BERNARDI J	13	CORAZZA NETO E	4:54
5	MARIANO L	8	SILVA A	10	MEINDL L	12	BERNARDI J	15	CHAIA G	3:23
4	FELICIO C	5	MARIANO L	9	DEODATO G	10	MEINDL L	13	CORAZZA NETO E	3:22
4	FELICIO C	7	GONCALVES I	8	SILVA A	10	MEINDL L	13	CORAZZA NETO E	2:46
6	ALVES MAIA R	8	SILVA A	10	MEINDL L	12	BERNARDI J	13	CORAZZA NETO E	2:45
4	FELICIO C	8	SILVA A	9	DEODATO G	12	BERNARDI J	15	CHAIA G	2:22
4	FELICIO C	8	SILVA A	9	DEODATO G	10	MEINDL L	13	CORAZZA NETO E	1:58
5	MARIANO L	7	GONCALVES I	8	SILVA A	12	BERNARDI J	13	CORAZZA NETO E	1:54
4	FELICIO C	8	SILVA A	9	DEODATO G	12	BERNARDI J	13	CORAZZA NETO E	1:40
5	MARIANO L	6	ALVES MAIA R	9	DEODATO G	10	MEINDL L	15	CHAIA G	1:40
5	MARIANO L	8	SILVA A	9	DEODATO G	12	BERNARDI J	13	CORAZZA NETO E	1:00
4	FELICIO C	7	GONCALVES I	8	SILVA A	12	BERNARDI J	13	CORAZZA NETO E	0:58
4	FELICIO C	8	SILVA A	9	DEODATO G	10	MEINDL L	15	CHAIA G	0:42
5	MARIANO L	6	ALVES MAIA R	9	DEODATO G	10	MEINDL L	13	CORAZZA NETO E	0:39
5	MARIANO L	8	SILVA A	9	DEODATO G	10	MEINDL L	13	CORAZZA NETO E	0:35
5	MARIANO L	8	SILVA A	10	MEINDL L	12	BERNARDI J	13	CORAZZA NETO E	0:30
4	FELICIO C	8	SILVA A	10	MEINDL L	12	BERNARDI J	13	CORAZZA NETO E	0:28
4	FELICIO C	9	DEODATO G	12	BERNARDI J	13	CORAZZA NETO E	15	CHAIA G	0:18

Score development

4	FELICIO C	7	GONCALVES I	8	SILVA A	10	MEINDL L	13	CORAZZA NETO E	2:46	+4
4	FELICIO C	8	SILVA A	9	DEODATO G	12	BERNARDI J	15	CHAIA G	2:22	+3
4	FELICIO C	8	SILVA A	9	DEODATO G	12	BERNARDI J	13	CORAZZA NETO E	1:40	+2
5	MARIANO L	6	ALVES MAIA R	9	DEODATO G	10	MEINDL L	15	CHAIA G	1:40	+2
4	FELICIO C	8	SILVA A	9	DEODATO G	10	MEINDL L	13	CORAZZA NETO E	1:58	+2
4	FELICIO C	8	SILVA A	10	MEINDL L	12	BERNARDI J	13	CORAZZA NETO E	0:28	+1
5	MARIANO L	8	SILVA A	10	MEINDL L	12	BERNARDI J	13	CORAZZA NETO E	0:30	+1
4	FELICIO C	5	MARIANO L	9	DEODATO G	10	MEINDL L	13	CORAZZA NETO E	3:22	+1
4	FELICIO C	9	DEODATO G	12	BERNARDI J	13	CORAZZA NETO E	15	CHAIA G	0:18	0
5	MARIANO L	8	SILVA A	9	DEODATO G	10	MEINDL L	13	CORAZZA NETO E	0:35	-1
5	MARIANO L	8	SILVA A	9	DEODATO G	12	BERNARDI J	13	CORAZZA NETO E	1:00	-1
5	MARIANO L	6	ALVES MAIA R	9	DEODATO G	10	MEINDL L	13	CORAZZA NETO E	0:39	-2
5	MARIANO L	8	SILVA A	10	MEINDL L	12	BERNARDI J	15	CHAIA G	3:23	-2
4	FELICIO C	5	MARIANO L	9	DEODATO G	10	MEINDL L	15	CHAIA G	8:06	-2
4	FELICIO C	8	SILVA A	9	DEODATO G	10	MEINDL L	15	CHAIA G	0:42	-3
5	MARIANO L	7	GONCALVES I	8	SILVA A	12	BERNARDI J	13	CORAZZA NETO E	1:54	-3
6	ALVES MAIA R	8	SILVA A	10	MEINDL L	12	BERNARDI J	13	CORAZZA NETO E	2:45	-3
4	FELICIO C	7	GONCALVES I	8	SILVA A	12	BERNARDI J	13	CORAZZA NETO E	0:58	-5
6	ALVES MAIA R	7	GONCALVES I	8	SILVA A	12	BERNARDI J	13	CORAZZA NETO E	4:54	-5

LEGEND

+ Shot Made - Shot Missed

Timing and Results provided by  TISSOT



Game No: 64

Start List

Стартовый список

LTU vs AUS

Referee: SCHMIDT Boris (GER)

Umpire: AYALA PEREZ Jose Juan (MEX) / BOZHENAR Viktor (UKR)

LTU - Lithuania

No.	Name	Pos	Height m / ft in	Age	Current Games Statistics						
					PPG	FG%	3FG%	FT%	RPG	APG	MPG (GP)
4	VASILIAUSKAS Sarunas	G	1.88/6'2"	24	10.0	54	50	79	1.4	3.0	19:50 (5)
5	CIZAUSKAS Vytenis	G	1.87/6'2"	20	9.2	61	56	100	2.8	3.8	17:40 (5)
6	PECIUKEVICIUS Augustas	G	1.92/6'4"	21	2.0	27	0		1.0	1.5	10:22 (4)
7	BENDZIUS Eimantas	F	2.06/6'9"	23	11.2	59	43	50	5.4	2.4	20:55 (5)
8	JUSKEVICIUS Adas	G	1.94/6'4"	24	9.6	50	45	60	3.6	2.6	22:28 (5)
9	ULANOVAS Edgaras	F	2.00/6'7"	21	0.7	25	0		1.0	1.0	8:08 (3)
10	LIPKEVICIUS Vytenis	G	1.97/6'6"	24	9.4	50	38	75	4.2	2.8	23:55 (5)
11	KUPSAS Mindaugas	C	2.16/7'1"	22	7.8	67		43	3.8	0.8	10:41 (5)
12	ORELIK Gediminas	F	2.00/6'7"	23	12.2	56	42	95	4.2	2.0	19:25 (5)
13	BUTERLEVICIUS Simas	G	2.00/6'7"	24	10.0	57	42	80	3.2	1.8	22:18 (5)
14	CEPUKAITIS Vaidas	C	2.07/6'9"	24	9.4	62	0	56	6.2	0.6	17:32 (5)
15	DRUNGILAS Adomas	G	2.05/6'9"	22	6.4	50	0	71	5.4	0.8	12:01 (5)
Team			1.99/6'6"	22.7	97.2	55	42	74	44.8	22.4	
Coach		ADOMAITIS Dainius									
Assistant Coach		GRONSKIS Arvydas									

LTU Played		
PR	NOR	94 - 71
PR	CHI	116 - 51
PR	CHN	129 - 52
PR	BRA	77 - 69
PR	FIN	70 - 51


AUS - Australia

No.	Name	Pos	Height m / ft in	Age	Current Games Statistics						
					PPG	FG%	3FG%	FT%	RPG	APG	MPG (GP)
4	NORTON Mitch	G	/	20	4.4	40	25	80	1.6	3.0	18:33 (5)
5	CADEE Jason	F	/	22	12.8	58	67	82	1.4	2.2	20:51 (5)
6	HADZIOMEROVIC Igor	F	/	21	5.4	55	50	25	3.0	1.6	12:28 (5)
7	ODIGIE Owen	F	/	20	2.0	44	0	50	1.6	1.8	10:50 (5)
8	BLANCHFIELD Todd	F	/	21	8.8	53	45	75	2.0	1.4	18:07 (5)
9	STEINDL Clint	C	/	24	11.4	50	54		1.4	1.0	18:40 (5)
10	BROEKHOFF Ryan	G	/	22	8.0	26	29	100	6.5	2.3	25:39 (4)
11	DUMOVIC Andrija	F	/	20	7.2	53		50	5.8	1.4	15:17 (5)
12	ELLIS Cody	F	/	23	9.8	41	28	75	3.6	1.0	20:16 (5)
13	YOUNG Mitch	F	/	22	9.8	56	50	67	4.8	3.2	20:06 (5)
14	BAIRSTOW Cameron	F	/	22	12.4	50	0	63	7.4	3.4	20:01 (5)
15	ANDRONICOS Matthew	F	/	21	3.3	100		100	2.3	1.0	7:07 (3)
Team			/	21.5	92.4	49	42	72	42.2	22.4	
Coach		LEMANIS Andrej									
Assistant Coach		DOWNER Michael					SHORT Rohan				

AUS Played		
PR	CZE	85 - 57
PR	SWE	70 - 53
PR	CAN	83 - 92
PR	USA	93 - 84
PR	UAE	131 - 43

LEGEND

(1)	Point Guard	(2)	Shooting Guard	(3)	Small Forward	(4)	Power Forward	(5)	Centre
(C)	Captain	3FG%	3 Points Field Goals %	APG	Assists per Game	C	Centre	F	Forward
FG%	Field Goals %	FT%	Free Throws %	G	Guard	GP	Games Played	MPG	Minutes Played per Game
Pos	Playing Position	PPG	Points per Game	PR	Preliminary Round	QF	Quarterfinal	RPG	Rebounds per Game

Timing and Results provided by  TISSOT



Game No: 64

Results
Результаты

Match Duration: 1:44

LTU 55 vs 60 AUS
(20:11, 8:15, 17:14, 10:20)

Referee: SCHMIDT Boris (GER) Commissioner: AYALA PEREZ Jose Juan (MEX) / BOZHENAR Viktor (UKR)
Umpire:

Scoring by 5 min intervals:	LTU	Q1		Q2		Q3		Q4	
		11	20	25	28	34	45	49	55
	AUS	3	11	16	26	33	40	48	60

LTU - Lithuania

No.	Name	MIN	Field Goals		2 Points		3 Points		Free Throws		Rebounds			AS	TO	ST	BS	PF	FD	PTS
			M/A	%	M/A	%	M/A	%	M/A	%	OR	DR	TOT							
4	VASILIAUSKAS Sarunas	15:19	3/7	43	3/4	75	0/3	0	0/0	0	1	0	1	1	0	0	0	3	2	6
*5	CIZAUSKAS Vytenis	24:35	4/13	31	4/12	33	0/1	0	8/10	80	1	2	3	2	1	2	0	3	5	16
6	PECIUKEVICIUS Augustas	0:00	0/0	0	0/0	0	0/0	0	0/0	0	0	0	0	0	0	0	0	0	0	0
7	BENDZIUS Eimantas	18:13	1/2	50	1/2	50	0/0	0	0/2	0	1	0	1	1	1	0	0	3	1	2
*8	JUSKEVICIUS Adas	33:09	6/16	38	2/7	29	4/9	44	0/0	0	2	6	8	1	4	0	0	0	2	16
9	ULANOVAS Edgaras	0:00	0/0	0	0/0	0	0/0	0	0/0	0	0	0	0	0	0	0	0	0	0	0
*10	LIPKEVICIUS Vytenis	28:32	1/4	25	1/3	33	0/1	0	3/6	50	1	2	3	1	1	2	0	2	4	5
11	KUPSAS Mindaugas	3:49	0/0	0	0/0	0	0/0	0	0/0	0	0	1	1	0	1	0	1	1	0	0
*12	ORELIK Gediminas	21:47	2/5	40	1/2	50	1/3	33	0/0	0	0	2	2	1	0	0	0	0	3	5
13	BUTERLEVICIUS Simas	18:20	0/3	0	0/0	0	0/3	0	0/0	0	1	0	1	0	0	0	0	3	1	0
*14	CEPUKAITIS Vaidas	13:34	0/4	0	0/4	0	0/0	0	1/2	50	4	3	7	0	0	1	2	2	3	1
15	DRUNGILAS Adomas	22:42	1/5	20	1/5	20	0/0	0	2/2	100	2	6	8	0	1	0	2	4	2	4
Team / Coach											1	1	2		1					
Totals			18/59	31	13/39	33	5/20	25	14/22	64	14	23	37	7	10	5	5	21	23	55
Coach		ADOMAITIS Dainius																		
Assistant Coach		GRONSKIS Arvydas																		

AUS - Australia

No.	Name	MIN	Field Goals		2 Points		3 Points		Free Throws		Rebounds			AS	TO	ST	BS	PF	FD	PTS
			M/A	%	M/A	%	M/A	%	M/A	%	OR	DR	TOT							
*4	NORTON Mitch	16:10	0/2	0	0/2	0	0/0	0	0/0	0	0	1	1	1	1	0	0	4	1	0
5	CADEE Jason	23:34	3/6	50	2/3	67	1/3	33	5/6	83	1	2	3	2	3	1	0	3	5	12
6	HADJOMEROVIC Igor	13:57	0/3	0	0/1	0	0/2	0	0/0	0	1	2	3	1	0	0	1	0	0	0
7	ODIGIE Owen	18:10	2/2	100	2/2	100	0/0	0	0/0	0	2	3	5	0	1	0	0	4	0	4
8	BLANCHFIELD Todd	3:24	0/2	0	0/1	0	0/1	0	0/0	0	1	0	1	0	1	0	0	0	0	0
*9	STEINDL Clint	16:07	1/1	100	0/0	0	1/1	100	0/0	0	1	2	3	1	2	0	0	0	1	3
*10	BROEKHOFF Ryan	28:38	5/9	56	2/3	67	3/6	50	1/2	50	0	4	4	1	1	1	0	4	2	14
*11	DUMOVIC Andrija	12:44	2/5	40	2/5	40	0/0	0	0/0	0	0	2	2	0	1	0	2	2	3	4
12	ELLIS Cody	23:11	2/3	67	2/2	100	0/1	0	5/7	71	1	2	3	2	0	0	0	2	4	9
13	YOUNG Mitch	23:54	4/11	36	4/11	36	0/0	0	1/2	50	3	4	7	2	2	0	1	0	1	9
*14	BAIRSTOW Cameron	20:11	2/8	25	2/8	25	0/0	0	1/2	50	1	4	5	2	5	0	1	4	2	5
15	ANDRONICOS Matthew	0:00	0/0	0	0/0	0	0/0	0	0/0	0	0	0	0	0	0	0	0	0	0	0
Team / Coach											0	3	3		2					
Totals			21/52	40	16/38	42	5/14	36	13/19	68	11	29	40	12	19	2	5	23	19	60
Coach		LEMANIS Andrej																		
Assistant Coach		DOWNER Michael SHORT Rohan																		

	LTU	AUS
Points from Turnovers	12	18
Points in the Paint	20	28
Second Chance Points	7	4
Fast Break Points	9	0

	LTU	AUS
Biggest Lead	13	6
Biggest Scoring Run	9-0 (47-40)	11-0 (49-55)
Lead Changes	7	
Times Tied	5	

LEGEND			
%	Shooting Percentage	(C)	Captain
BS	Blocked Shots	DR	Defensive Rebounds
OR	Offensive Rebounds	OTx	Overtime
S	Suspended	ST	Steals
(I)	Injured	FD	Fouls Drawn
PF	Fouls	PTS	Points
TO	Turnovers	TOT	Total Rebounds
*	Starters	AS	Assists
M/A	Made / Attempts	MIN	Minutes Played
Qx	Quarter Time		

Timing and Results provided by TISSOT



Game No: 64

Shot Chart
Схема бросков

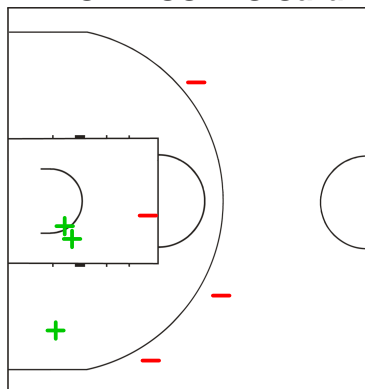
LTU 55 vs 60 AUS
(20 - 11, 8 - 15, 17 - 14, 10 - 20)

Scoring by 5 min intervals:

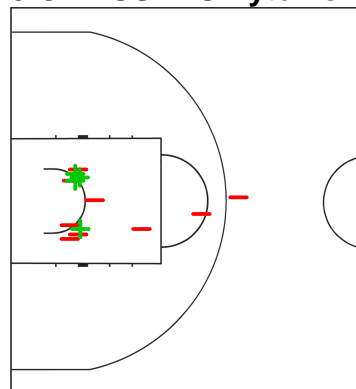
	Q1		Q2		Q3		Q4	
LTU	11	20	25	28	34	45	49	55
AUS	3	11	16	26	33	40	48	60

LTU - Lithuania

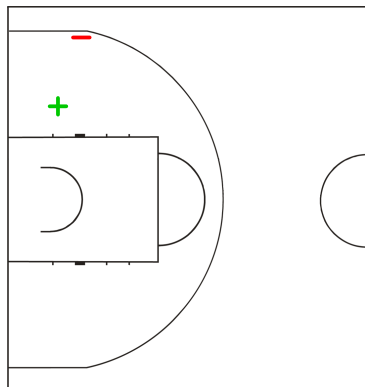
4 VASILIAUSKAS Sarunas



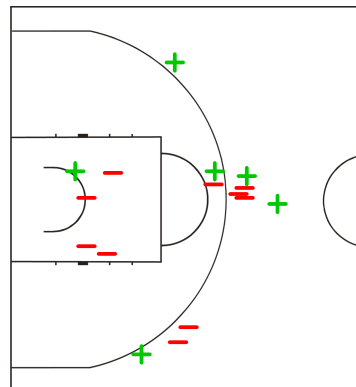
5 CIZAUSKAS Vytenis



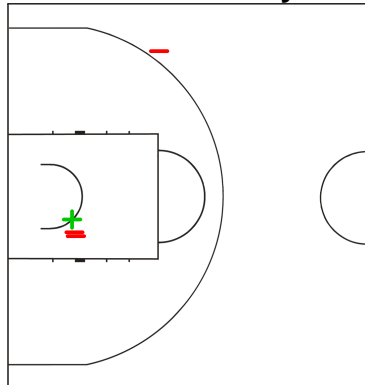
7 BENDZIUS Eimantas



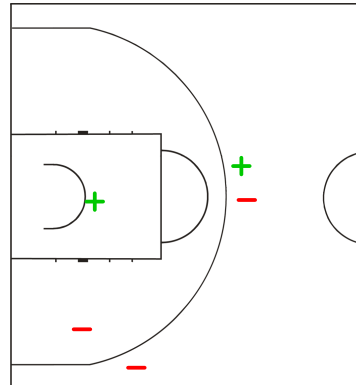
8 JUSKEVICIUS Adas



10 LIPKEVICIUS Vytenis



12 ORELIK Gediminas



LEGEND

+ Shot Made

-

Shot Missed

Timing and Results provided by TISSOT



Game No: 64

Shot Chart
Схема бросков

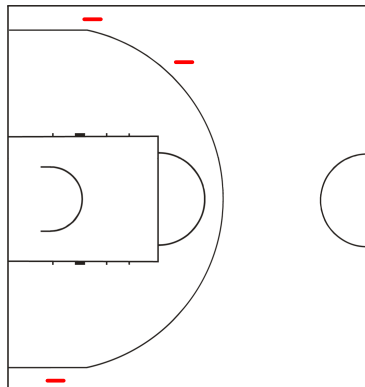
LTU 55 vs 60 AUS
(20 - 11, 8 - 15, 17 - 14, 10 - 20)

Scoring by 5 min intervals:

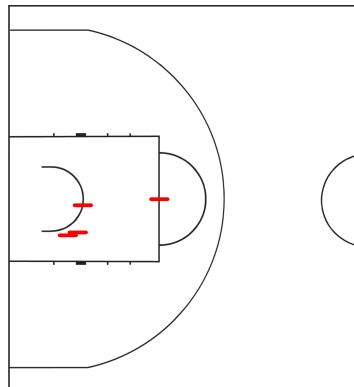
	Q1		Q2		Q3		Q4	
LTU	11	20	25	28	34	45	49	55
AUS	3	11	16	26	33	40	48	60

LTU - Lithuania

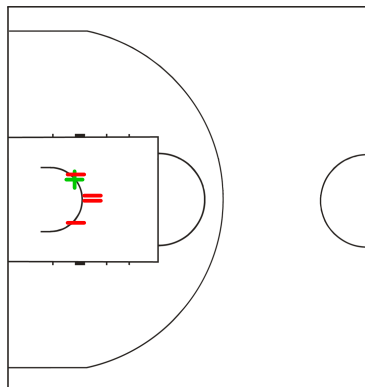
13 BUTERLEVICIUS Simas



14 CEPUKAITIS Vaidas



15 DRUNGILAS Adomas



LEGEND

+ Shot Made

- Shot Missed

Timing and Results provided by TISSOT



Game No: 64

Shot Chart
Схема бросков

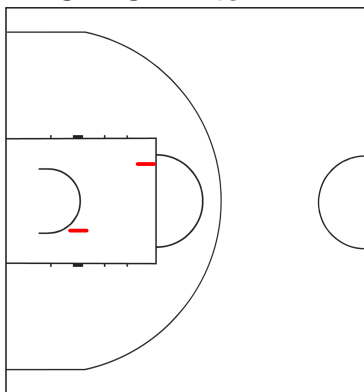
LTU 55 vs 60 AUS
(20 - 11, 8 - 15, 17 - 14, 10 - 20)

Scoring by 5 min intervals:

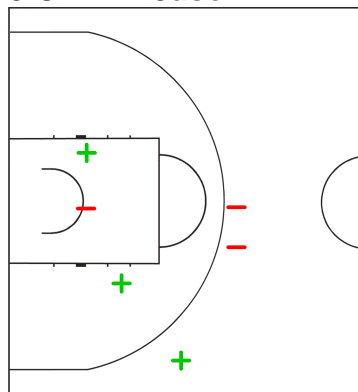
	Q1		Q2		Q3		Q4	
LTU	11	20	25	28	34	45	49	55
AUS	3	11	16	26	33	40	48	60

AUS - Australia

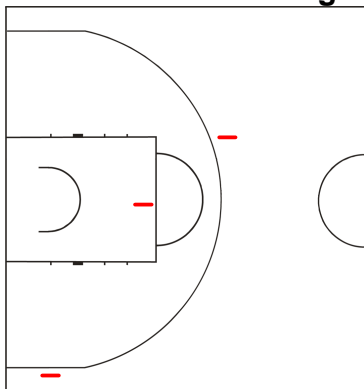
4 NORTON Mitch



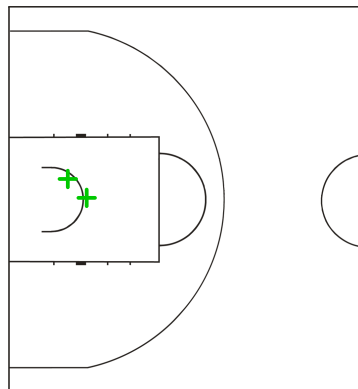
5 CADEE Jason



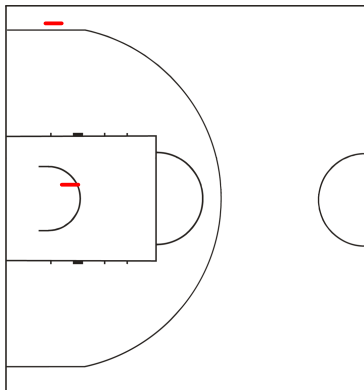
6 HADZIOMEROVIC Igor



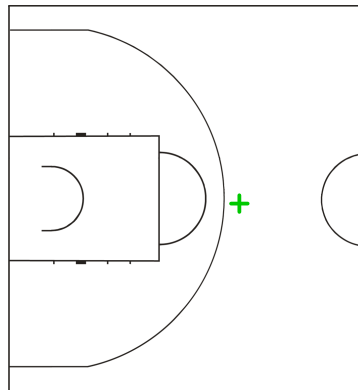
7 ODIGIE Owen



8 BLANCHFIELD Todd



9 STEINDL Clint



LEGEND

+ Shot Made

-

Shot Missed

Timing and Results provided by TISSOT



Game No: 64

Shot Chart
Схема бросков

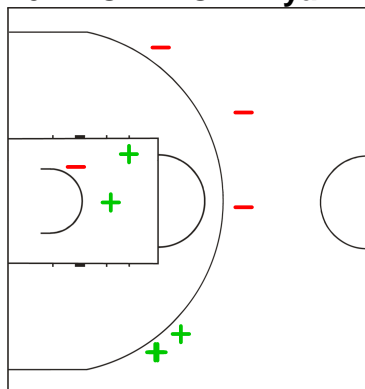
LTU 55 vs 60 AUS
(20 - 11, 8 - 15, 17 - 14, 10 - 20)

Scoring by 5 min intervals:

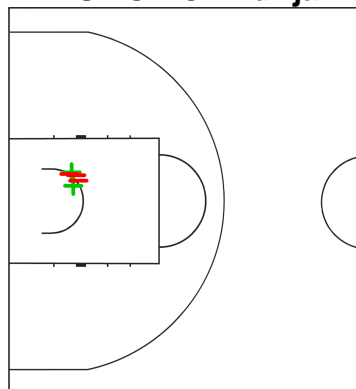
	Q1		Q2		Q3		Q4	
LTU	11	20	25	28	34	45	49	55
AUS	3	11	16	26	33	40	48	60

AUS - Australia

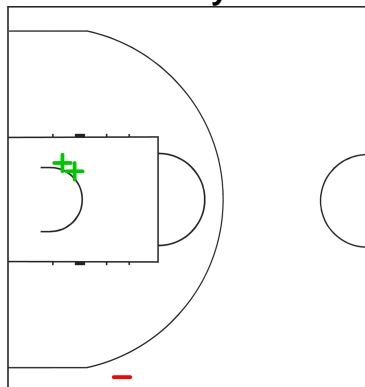
10 BROEKHOFF Ryan



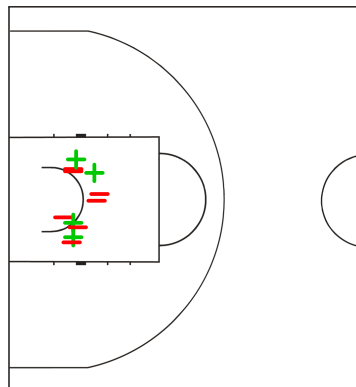
11 DUMOVIC Andrija



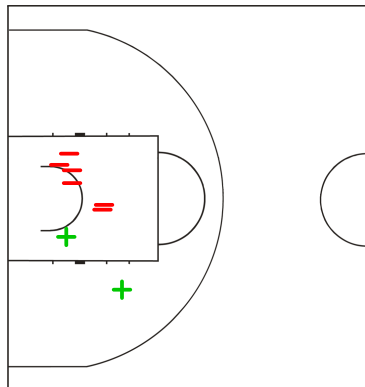
12 ELLIS Cody



13 YOUNG Mitch



14 BAIRSTOW Cameron



LEGEND

+ Shot Made

-

Shot Missed

Timing and Results provided by TISSOT



Game No: 64

Lineup Analysis

Анализ

LTU 55 vs 60 AUS

LTU

Lineup efficiency

5	CIZAUSKAS V	8	JUSKEVICIUS A	10	LIPKEVICIUS V	12	ORELIK G	14	CEPUKAITIS V	8:39
4	VASILIAUSKAS S	7	BENDZIUS E	8	JUSKEVICIUS A	13	BUTERLEVICIUS S	15	DRUNGILAS A	6:23
5	CIZAUSKAS V	8	JUSKEVICIUS A	10	LIPKEVICIUS V	12	ORELIK G	15	DRUNGILAS A	6:22
4	VASILIAUSKAS S	7	BENDZIUS E	10	LIPKEVICIUS V	11	KUPSAS M	13	BUTERLEVICIUS S	3:43
5	CIZAUSKAS V	7	BENDZIUS E	8	JUSKEVICIUS A	10	LIPKEVICIUS V	15	DRUNGILAS A	3:28
5	CIZAUSKAS V	8	JUSKEVICIUS A	12	ORELIK G	13	BUTERLEVICIUS S	14	CEPUKAITIS V	3:05
4	VASILIAUSKAS S	7	BENDZIUS E	8	JUSKEVICIUS A	10	LIPKEVICIUS V	15	DRUNGILAS A	2:21
5	CIZAUSKAS V	8	JUSKEVICIUS A	12	ORELIK G	13	BUTERLEVICIUS S	15	DRUNGILAS A	1:27
4	VASILIAUSKAS S	7	BENDZIUS E	10	LIPKEVICIUS V	13	BUTERLEVICIUS S	15	DRUNGILAS A	1:23
5	CIZAUSKAS V	10	LIPKEVICIUS V	12	ORELIK G	13	BUTERLEVICIUS S	14	CEPUKAITIS V	1:15
4	VASILIAUSKAS S	8	JUSKEVICIUS A	10	LIPKEVICIUS V	12	ORELIK G	15	DRUNGILAS A	0:45
4	VASILIAUSKAS S	7	BENDZIUS E	10	LIPKEVICIUS V	13	BUTERLEVICIUS S	14	CEPUKAITIS V	0:30
5	CIZAUSKAS V	7	BENDZIUS E	8	JUSKEVICIUS A	13	BUTERLEVICIUS S	15	DRUNGILAS A	0:19
4	VASILIAUSKAS S	8	JUSKEVICIUS A	12	ORELIK G	13	BUTERLEVICIUS S	15	DRUNGILAS A	0:14
7	BENDZIUS E	8	JUSKEVICIUS A	10	LIPKEVICIUS V	11	KUPSAS M	14	CEPUKAITIS V	0:05
7	BENDZIUS E	8	JUSKEVICIUS A	10	LIPKEVICIUS V	11	KUPSAS M	13	BUTERLEVICIUS S	0:01

Score development

5	CIZAUSKAS V	8	JUSKEVICIUS A	10	LIPKEVICIUS V	12	ORELIK G	15	DRUNGILAS A	6:22	+8
4	VASILIAUSKAS S	8	JUSKEVICIUS A	12	ORELIK G	13	BUTERLEVICIUS S	15	DRUNGILAS A	0:14	+2
5	CIZAUSKAS V	7	BENDZIUS E	8	JUSKEVICIUS A	13	BUTERLEVICIUS S	15	DRUNGILAS A	0:19	+2
4	VASILIAUSKAS S	7	BENDZIUS E	10	LIPKEVICIUS V	13	BUTERLEVICIUS S	15	DRUNGILAS A	1:23	+2
4	VASILIAUSKAS S	7	BENDZIUS E	8	JUSKEVICIUS A	13	BUTERLEVICIUS S	15	DRUNGILAS A	6:23	+2
5	CIZAUSKAS V	8	JUSKEVICIUS A	10	LIPKEVICIUS V	12	ORELIK G	14	CEPUKAITIS V	8:39	+2
5	CIZAUSKAS V	7	BENDZIUS E	8	JUSKEVICIUS A	10	LIPKEVICIUS V	15	DRUNGILAS A	3:28	+1
7	BENDZIUS E	8	JUSKEVICIUS A	10	LIPKEVICIUS V	11	KUPSAS M	13	BUTERLEVICIUS S	0:01	0
7	BENDZIUS E	8	JUSKEVICIUS A	10	LIPKEVICIUS V	11	KUPSAS M	14	CEPUKAITIS V	0:05	0
4	VASILIAUSKAS S	7	BENDZIUS E	10	LIPKEVICIUS V	13	BUTERLEVICIUS S	14	CEPUKAITIS V	0:30	0
5	CIZAUSKAS V	8	JUSKEVICIUS A	12	ORELIK G	13	BUTERLEVICIUS S	15	DRUNGILAS A	1:27	-1
4	VASILIAUSKAS S	8	JUSKEVICIUS A	10	LIPKEVICIUS V	12	ORELIK G	15	DRUNGILAS A	0:45	-2
4	VASILIAUSKAS S	7	BENDZIUS E	8	JUSKEVICIUS A	10	LIPKEVICIUS V	15	DRUNGILAS A	2:21	-2
5	CIZAUSKAS V	10	LIPKEVICIUS V	12	ORELIK G	13	BUTERLEVICIUS S	14	CEPUKAITIS V	1:15	-4
4	VASILIAUSKAS S	7	BENDZIUS E	10	LIPKEVICIUS V	11	KUPSAS M	13	BUTERLEVICIUS S	3:43	-5
5	CIZAUSKAS V	8	JUSKEVICIUS A	12	ORELIK G	13	BUTERLEVICIUS S	14	CEPUKAITIS V	3:05	-10



Game No: 64

Lineup Analysis

Анализ

AUS

Lineup efficiency


4	NORTON M	9	STEINDL C	10	BROEKHOFF R	11	DUMOVIC A	14	BAIRSTOW C	7:23
5	CADEE J	6	HADZIOMEROVIC I	10	BROEKHOFF R	12	ELLIS C	13	YOUNG M	5:16
5	CADEE J	7	ODIGIE O	10	BROEKHOFF R	12	ELLIS C	13	YOUNG M	5:05
5	CADEE J	8	BLANCHFIELD T	10	BROEKHOFF R	13	YOUNG M	14	BAIRSTOW C	3:01
5	CADEE J	6	HADZIOMEROVIC I	7	ODIGIE O	12	ELLIS C	13	YOUNG M	2:38
4	NORTON M	6	HADZIOMEROVIC I	7	ODIGIE O	11	DUMOVIC A	14	BAIRSTOW C	2:10
4	NORTON M	9	STEINDL C	10	BROEKHOFF R	12	ELLIS C	13	YOUNG M	2:09
5	CADEE J	7	ODIGIE O	10	BROEKHOFF R	12	ELLIS C	14	BAIRSTOW C	1:56
5	CADEE J	6	HADZIOMEROVIC I	7	ODIGIE O	12	ELLIS C	14	BAIRSTOW C	1:26
4	NORTON M	7	ODIGIE O	10	BROEKHOFF R	13	YOUNG M	14	BAIRSTOW C	1:26
5	CADEE J	7	ODIGIE O	9	STEINDL C	12	ELLIS C	13	YOUNG M	1:14
5	CADEE J	6	HADZIOMEROVIC I	9	STEINDL C	12	ELLIS C	13	YOUNG M	1:14
4	NORTON M	9	STEINDL C	10	BROEKHOFF R	13	YOUNG M	14	BAIRSTOW C	1:02
4	NORTON M	7	ODIGIE O	9	STEINDL C	11	DUMOVIC A	12	ELLIS C	0:44
4	NORTON M	7	ODIGIE O	9	STEINDL C	11	DUMOVIC A	14	BAIRSTOW C	0:43
5	CADEE J	6	HADZIOMEROVIC I	9	STEINDL C	11	DUMOVIC A	14	BAIRSTOW C	0:30
5	CADEE J	9	STEINDL C	10	BROEKHOFF R	11	DUMOVIC A	12	ELLIS C	0:28
5	CADEE J	6	HADZIOMEROVIC I	7	ODIGIE O	11	DUMOVIC A	14	BAIRSTOW C	0:27
4	NORTON M	7	ODIGIE O	10	BROEKHOFF R	12	ELLIS C	13	YOUNG M	0:21
6	HADZIOMEROVIC I	8	BLANCHFIELD T	9	STEINDL C	12	ELLIS C	13	YOUNG M	0:16
4	NORTON M	9	STEINDL C	10	BROEKHOFF R	11	DUMOVIC A	12	ELLIS C	0:12
5	CADEE J	9	STEINDL C	10	BROEKHOFF R	12	ELLIS C	13	YOUNG M	0:12
5	CADEE J	8	BLANCHFIELD T	10	BROEKHOFF R	11	DUMOVIC A	14	BAIRSTOW C	0:07

Score development

5	CADEE J	7	ODIGIE O	10	BROEKHOFF R	12	ELLIS C	13	YOUNG M	5:05	+8
4	NORTON M	9	STEINDL C	10	BROEKHOFF R	12	ELLIS C	13	YOUNG M	2:09	+6
5	CADEE J	9	STEINDL C	10	BROEKHOFF R	12	ELLIS C	13	YOUNG M	0:12	+3
5	CADEE J	6	HADZIOMEROVIC I	7	ODIGIE O	12	ELLIS C	14	BAIRSTOW C	1:26	+3
4	NORTON M	9	STEINDL C	10	BROEKHOFF R	13	YOUNG M	14	BAIRSTOW C	1:02	+2
4	NORTON M	6	HADZIOMEROVIC I	7	ODIGIE O	11	DUMOVIC A	14	BAIRSTOW C	2:10	+2
4	NORTON M	7	ODIGIE O	10	BROEKHOFF R	12	ELLIS C	13	YOUNG M	0:21	+1
5	CADEE J	7	ODIGIE O	9	STEINDL C	12	ELLIS C	13	YOUNG M	1:14	+1
5	CADEE J	7	ODIGIE O	10	BROEKHOFF R	12	ELLIS C	14	BAIRSTOW C	1:56	+1
5	CADEE J	8	BLANCHFIELD T	10	BROEKHOFF R	11	DUMOVIC A	14	BAIRSTOW C	0:07	0
4	NORTON M	9	STEINDL C	10	BROEKHOFF R	11	DUMOVIC A	12	ELLIS C	0:12	-1
6	HADZIOMEROVIC I	8	BLANCHFIELD T	9	STEINDL C	12	ELLIS C	13	YOUNG M	0:16	0
5	CADEE J	6	HADZIOMEROVIC I	7	ODIGIE O	11	DUMOVIC A	14	BAIRSTOW C	0:27	0
5	CADEE J	9	STEINDL C	10	BROEKHOFF R	11	DUMOVIC A	12	ELLIS C	0:28	0
5	CADEE J	6	HADZIOMEROVIC I	9	STEINDL C	11	DUMOVIC A	14	BAIRSTOW C	0:30	0
4	NORTON M	7	ODIGIE O	9	STEINDL C	11	DUMOVIC A	12	ELLIS C	0:44	-1
5	CADEE J	6	HADZIOMEROVIC I	9	STEINDL C	12	ELLIS C	13	YOUNG M	1:14	0
4	NORTON M	7	ODIGIE O	10	BROEKHOFF R	13	YOUNG M	14	BAIRSTOW C	1:26	0
5	CADEE J	6	HADZIOMEROVIC I	7	ODIGIE O	12	ELLIS C	13	YOUNG M	2:38	0
4	NORTON M	7	ODIGIE O	9	STEINDL C	11	DUMOVIC A	14	BAIRSTOW C	0:43	-2
5	CADEE J	8	BLANCHFIELD T	10	BROEKHOFF R	13	YOUNG M	14	BAIRSTOW C	3:01	-3
5	CADEE J	6	HADZIOMEROVIC I	10	BROEKHOFF R	12	ELLIS C	13	YOUNG M	5:16	-7
4	NORTON M	9	STEINDL C	10	BROEKHOFF R	11	DUMOVIC A	14	BAIRSTOW C	7:23	-8

LEGEND

+ Shot Made - Shot Missed

Timing and Results provided by  TISSOT



Game No: 70

Start List

Стартовый список

JPN vs OMA

Referee: KUCERA Stanislav (CZE)
Umpire: GYORFFY Pal Attila (HUN) / HILKE Henri (FIN)

JPN - Japan

No.	Name	Pos	Height m / ft in	Age	Current Games Statistics						
					PPG	FG%	3FG%	FT%	RPG	APG	MPG (GP)
4	NAKAHIGASHI Taito	F	1.90/6'3"	21	3.0	38	0		0.5	1.5	11:30 (2)
5	NAGAYOSHI Yuya	C	1.99/6'6"	22	9.8	39	29	78	8.8	1.0	34:20 (4)
6	UTO Naoki	G	1.87/6'2"	22	15.5	53	0	80	3.8	5.0	28:17 (4)
7	FUJII Yuma	G	1.80/5'11"	21	7.3	37	25	80	2.3	1.8	25:10 (4)
8	KAWAKAMI Sohei	F	1.90/6'3"	22	2.0	25	0	100	1.0	0.7	8:21 (3)
9	FUJITAKA Soichiro	F	1.90/6'3"	21	2.8	63	50		1.8	1.0	14:50 (4)
10	HAREYAMA Kebin	F	1.91/6'3"	20	2.5	11	20	100	1.5	0.0	7:23 (2)
11	NOMOTO Kengo	F	1.99/6'6"	21	7.0	33	60	50	4.0	1.0	23:57 (4)
12	MINAGAWA Toru	C	1.99/6'6"	21	1.0	50		50	1.3	0.0	6:04 (3)
13	BANDO Taku	G	1.85/6'1"	21	5.3	39	38	25	0.8	0.0	8:51 (4)
14	HASHIMOTO Kosuke	C	2.02/6'8"	20	9.0	44	44	0	3.0	0.0	24:42 (4)
15	IKARUGA Seiji	G	1.85/6'1"	19	4.5	54	33	60	2.0	1.3	19:34 (4)
Team			1.91/6'3"	20.9	56.8	42	32	67	25.8	9.8	
Coach		HASEGAWA Kenji									
Assistant Coach		YAMAMOTO Akira					SASSA Norio				

JPN Played		
PR	MEX	71 - 83
PR	ROU	57 - 77
PR	PHI	20 - 0
PR	SRB	64 - 105
PR	MGL	72 - 75


OMA - Oman

No.	Name	Pos	Height m / ft in	Age	Current Games Statistics						
					PPG	FG%	3FG%	FT%	RPG	APG	MPG (GP)
4	AL SIBANI Ahmed		1.75/5'9"	21	3.2	26	25	75	1.8	2.0	24:11 (5)
5	AMABOU ALI Mahmood		1.84/6'0"	23	2.0	10	7	33	1.0	0.7	18:28 (3)
6	AL HALHALI Ahmed		1.88/6'2"	20	6.6	25	11	33	4.2	1.8	25:46 (5)
7	AL AAMRI Nouh		1.75/5'9"	21	7.0	20	22	50	2.8	0.4	24:42 (5)
8	AL ASMI Mohamed		1.86/6'1"	21	7.6	37	33	67	3.6	0.4	24:13 (5)
9	BANI ARABA Haitham		1.86/6'1"	19	4.8	39	0	100	3.6	0.4	21:04 (5)
11	AL YARABI Ashraf		1.87/6'2"	24	0.0	0			4.0	0.0	20:51 (1)
12	AL JAMOUDI Faisal		1.95/6'5"	22	1.5	25	25		0.0	0.0	13:14 (2)
13	AL AMRANI Mohammed		1.99/6'6"	19	2.8	27		0	2.8	0.0	14:27 (5)
14	AL SAADI Said		1.91/6'3"	19	5.2	50		0	3.2	0.2	17:42 (5)
15	AL FARRAJI Hassan		1.93/6'4"	24	5.0	33	0	75	6.8	0.8	27:19 (5)
Team			1.87/6'2"	21.2	44.0	29	16	55	34.0	6.4	
Coach		FILIP LUETIC Neven									
Assistant Coach		AL BUSAIDI Ghassan Mahasin									

OMA Played		
PR	RUS	24 - 117
PR	KOR	77 - 126
PR	GER	32 - 123
PR	EST	52 - 77
PR	UKR	35 - 99

LEGEND

(1)	Point Guard	(2)	Shooting Guard	(3)	Small Forward	(4)	Power Forward	(5)	Centre
(C)	Captain	3FG%	3 Points Field Goals %	APG	Assists per Game	C	Centre	F	Forward
FG%	Field Goals %	FT%	Free Throws %	G	Guard	GP	Games Played	MPG	Minutes Played per Game
Pos	Playing Position	PPG	Points per Game	PR	Preliminary Round	RPG	Rebounds per Game		

Timing and Results provided by  TISSOT



Game No: 70

Results
Результаты

Attendance: 200

Match Duration: 1:45

JPN 123 vs 40 OMA
(27:14, 35:11, 26:9, 35:6)

Referee: KUCERA Stanislav (CZE)

Commissioner:

Umpire: GYORFFY Pal Attila (HUN) / HILKE Henri (FIN)

Scoring by 5 min intervals:	JPN	Q1		Q2		Q3		Q4	
		13	27	45	62	74	88	105	123
	OMA	5	14	19	25	31	34	40	40

JPN - Japan

No.	Name	MIN	Field Goals		2 Points		3 Points		Free Throws		Rebounds			AS	TO	ST	BS	PF	FD	PTS	
			M/A	%	M/A	%	M/A	%	M/A	%	OR	DR	TOT								
4	NAKAHIGASHI Taito	19:45	2/6	33	2/5	40	0/1	0	3/5	60	1	1	2	6	2	2	1	2	4	7	
*5	NAGAYOSHI Yuya	16:07	4/5	80	4/5	80	0/0	0	0/0	0	0	1	1	2	1	0	1	1	3	1	8
*6	UTO Naoki	21:21	3/5	60	3/5	60	0/0	0	9/9	100	1	3	4	7	2	4	0	1	10	15	
*7	FUJII Yuma	15:16	2/3	67	1/1	100	1/2	50	4/4	100	1	2	3	2	1	4	0	2	2	9	
8	KAWAKAMI Sohei	14:32	6/8	75	4/6	67	2/2	100	1/2	50	0	3	3	1	2	1	0	2	1	15	
*9	FUJITAKA Soichiro	17:15	3/6	50	3/5	60	0/1	0	1/2	50	1	2	3	3	1	2	0	1	1	7	
10	HAREYAMA Kebin	13:11	1/2	50	1/1	100	0/1	0	2/2	100	0	4	4	2	2	1	0	2	2	4	
11	NOMOTO Kengo	15:46	4/6	67	3/4	75	1/2	50	2/2	100	1	1	2	2	0	2	0	2	1	11	
12	MINAGAWA Toru	14:45	1/1	100	1/1	100	0/0	0	1/4	25	0	4	4	0	0	2	0	2	2	3	
13	BANDO Taku	15:29	4/9	44	0/1	0	4/8	50	2/3	67	0	1	1	5	0	2	0	0	2	14	
*14	HASHIMOTO Kosuke	15:05	4/5	80	4/5	80	0/0	0	1/2	50	1	4	5	0	1	0	1	1	1	9	
15	IKARUGA Seiji	21:28	9/11	82	6/7	86	3/4	75	0/0	0	0	3	3	5	2	2	1	1	0	21	
Team / Coach												2	3	5		0					
Totals			43/67	64	32/46	70	11/21	52	26/35	74	8	32	40	34	13	23	4	19	27	123	

Coach	HASEGAWA Kenji	
Assistant Coach	YAMAMOTO Akira	SASSA Norio

OMA - Oman

No.	Name	MIN	Field Goals		2 Points		3 Points		Free Throws		Rebounds			AS	TO	ST	BS	PF	FD	PTS
			M/A	%	M/A	%	M/A	%	M/A	%	OR	DR	TOT							
*4	AL SIBANI Ahmed	29:45	2/8	25	2/4	50	0/4	0	2/4	50	0	2	2	1	8	2	0	3	4	6
5	AMABOU ALI Mahmood	0:00	0/0	0	0/0	0	0/0	0	0/0	0	0	0	0	0	0	0	0	0	0	0
*6	AL HALHALI Ahmed	22:25	0/4	0	0/2	0	0/2	0	1/2	50	3	0	3	3	5	1	0	5	4	1
*7	AL AAMRI Nouh	33:05	6/17	35	3/6	50	3/11	27	0/0	0	0	2	2	1	6	3	0	4	0	15
*8	AL ASMI Mohamed	12:43	2/8	25	2/7	29	0/1	0	1/2	50	1	1	2	0	1	1	0	4	1	5
9	BANI ARABA Haitham	26:22	0/4	0	0/4	0	0/0	0	0/2	0	0	4	4	0	4	2	0	4	1	0
11	AL YARABI Ashraf	0:00	0/0	0	0/0	0	0/0	0	0/0	0	0	0	0	0	0	0	0	0	0	0
12	AL JAMOUDI Faisal	0:00	0/0	0	0/0	0	0/0	0	0/0	0	0	0	0	0	0	0	0	0	0	0
13	AL AMRANI Mohanned	12:25	0/2	0	0/2	0	0/0	0	0/0	0	0	2	2	0	1	0	0	2	0	0
14	AL SAADI Said	33:15	3/9	33	3/9	33	0/0	0	0/3	0	5	4	9	0	4	0	0	2	5	6
*15	AL FARRAJI Hassan	30:00	1/7	14	1/6	17	0/1	0	5/8	63	6	6	12	0	4	0	1	3	4	7
Team / Coach												2	0	2		3				
Totals			14/59	24	11/40	28	3/19	16	9/21	43	17	21	38	5	36	9	1	27	19	40

Coach	FILIP LUETIC Neven	
Assistant Coach	AL BUSAIDI Ghassan Mahasin	

	JPN	OMA
Points from Turnovers	49	8
Points in the Paint	44	20
Second Chance Points	8	10
Fast Break Points	32	7

	JPN	OMA
Biggest Lead	83	2
Biggest Scoring Run	20-0 (98-34)	4-0 (103-40)
Lead Changes		1
Times Tied		1

LEGEND			
%	Shooting Percentage	(C)	Captain
BS	Blocked Shots	DR	Defensive Rebounds
OR	Offensive Rebounds	OTx	Overtime
S	Suspended	ST	Steals
(I)	Injured	FD	Fouls Drawn
*	Starters	PF	Fouls
M/A	Made / Attempts	TO	Turnovers
PTS	Points	AS	Assists
TOT	Total Rebounds	MIN	Minutes Played
		Qx	Quarter Time

Timing and Results provided by TISSOT



Game No: 70

Shot Chart
Схема бросков

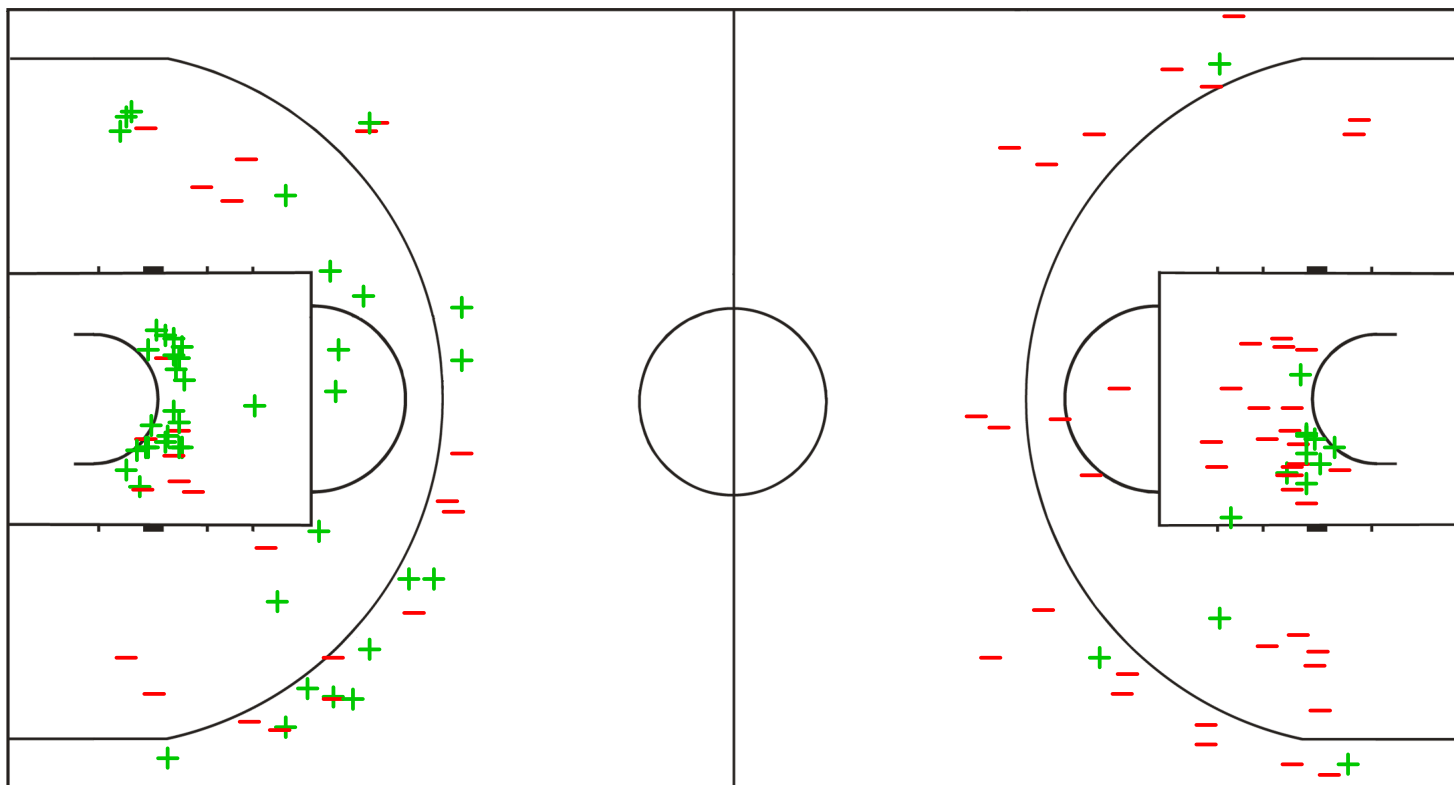
JPN 123 vs 40 OMA
(27 - 14, 35 - 11, 26 - 9, 35 - 6)

Scoring by 5 min intervals:

	Q1		Q2		Q3		Q4	
JPN	13	27	45	62	74	88	105	123
OMA	5	14	19	25	31	34	40	40

JPN - Japan

OMA - Oman



LEGEND

+ Shot Made

- Shot Missed

Timing and Results provided by **TISSOT**



Game No: 70

Shot Chart
Схема бросков

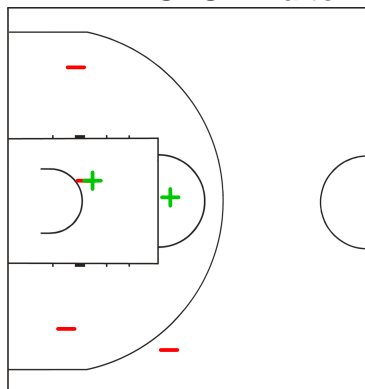
JPN 123 vs 40 OMA
(27 - 14, 35 - 11, 26 - 9, 35 - 6)

Scoring by 5 min intervals:

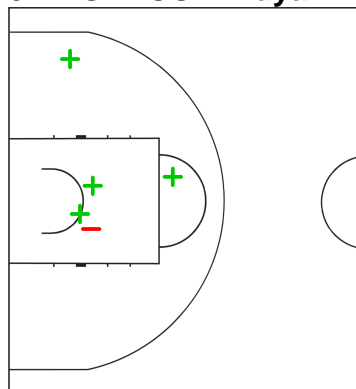
	Q1		Q2		Q3		Q4	
JPN	13	27	45	62	74	88	105	123
OMA	5	14	19	25	31	34	40	40

JPN - Japan

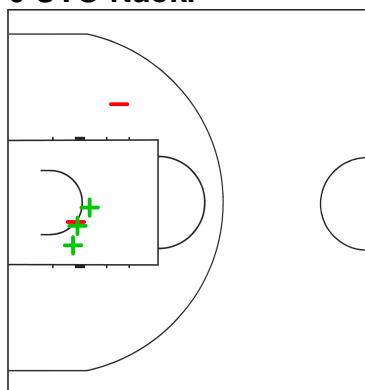
4 NAKAHIGASHI Taito



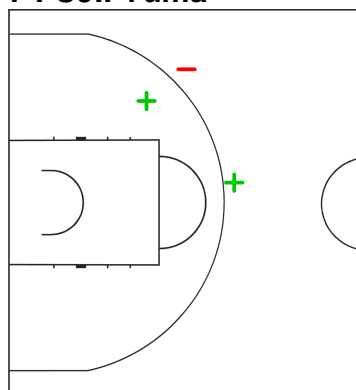
5 NAGAYOSHI Yuya



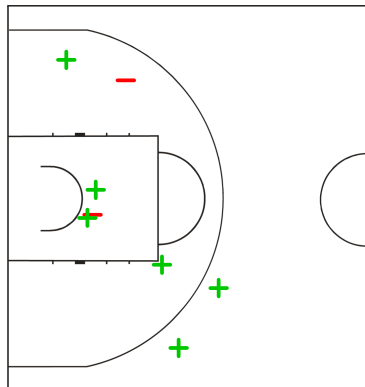
6 UTO Naoki



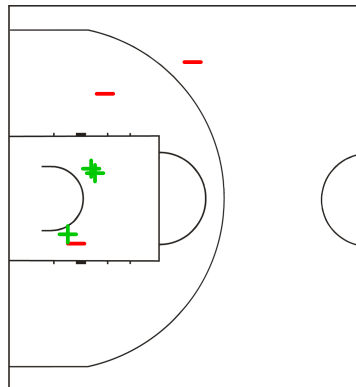
7 FUJII Yuma



8 KAWAKAMI Sohei



9 FUJITAKA Soichiro



LEGEND

+ Shot Made

-

Shot Missed

Timing and Results provided by TISSOT



Game No: 70

Shot Chart

Схема бросков

JPN 123 vs 40 OMA

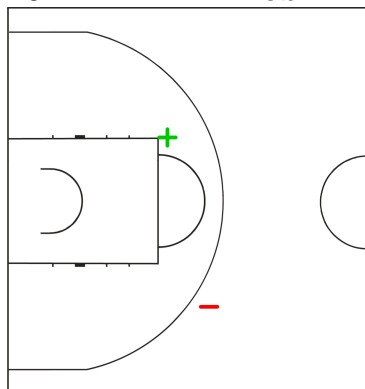
(27 - 14, 35 - 11, 26 - 9, 35 - 6)

Scoring by 5 min intervals:

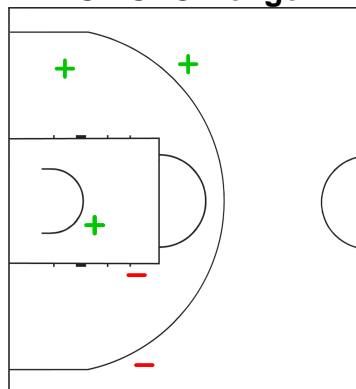
	Q1		Q2		Q3		Q4	
JPN	13	27	45	62	74	88	105	123
OMA	5	14	19	25	31	34	40	40

JPN - Japan

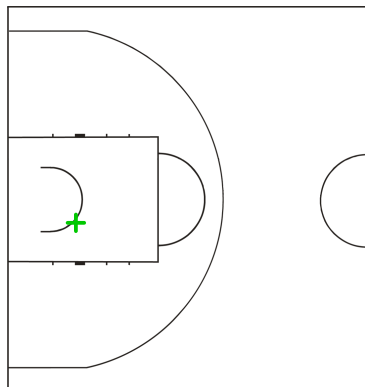
10 HAREYAMA Kebin



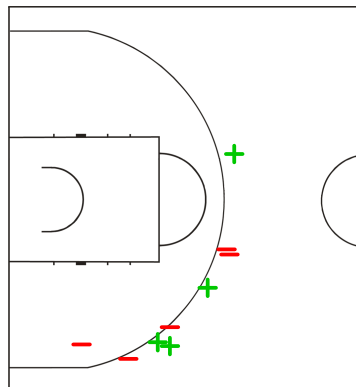
11 NOMOTO Kengo



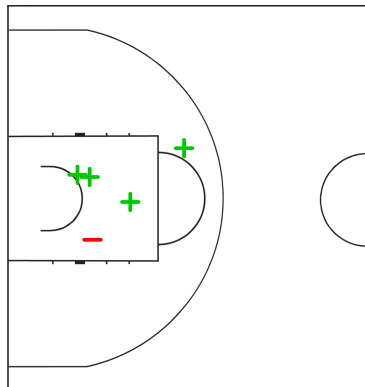
12 MINAGAWA Toru



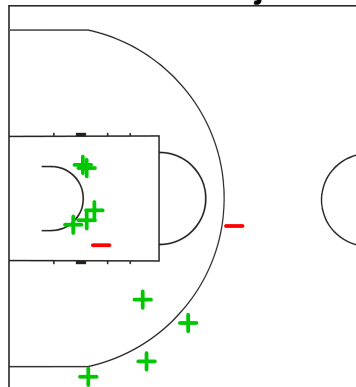
13 BANDO Taku



14 HASHIMOTO Kosuke



15 IKARUGA Seiji



LEGEND

+ Shot Made

-

Shot Missed

Timing and Results provided by **TISSOT**



Game No: 70

Shot Chart

Схема бросков

JPN 123 vs 40 OMA

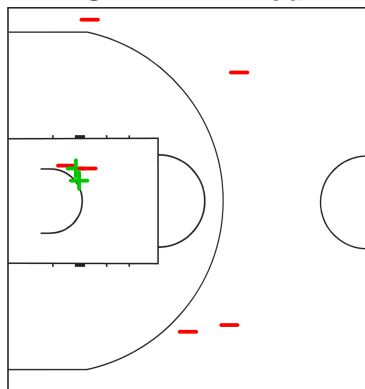
(27 - 14, 35 - 11, 26 - 9, 35 - 6)

Scoring by 5 min intervals:

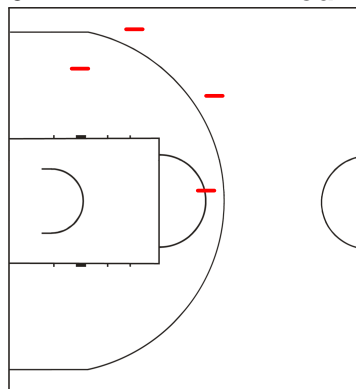
	Q1		Q2		Q3		Q4	
JPN	13	27	45	62	74	88	105	123
OMA	5	14	19	25	31	34	40	40

OMA - Oman

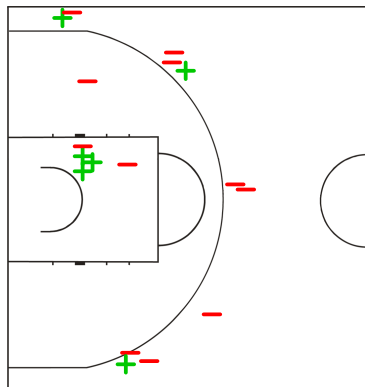
4 AL SIBANI Ahmed



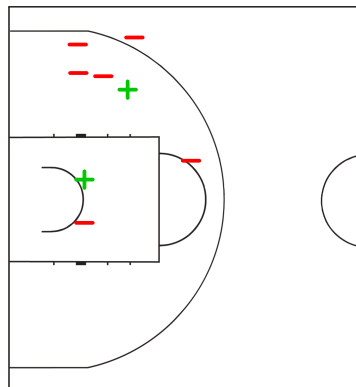
6 AL HALHALI Ahmed



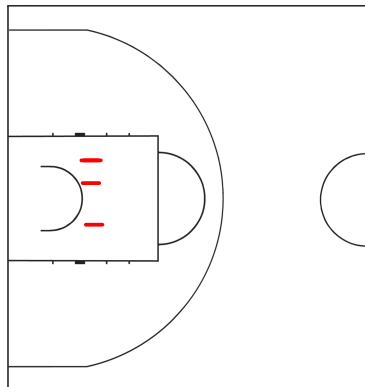
7 AL AAMRI Nouh



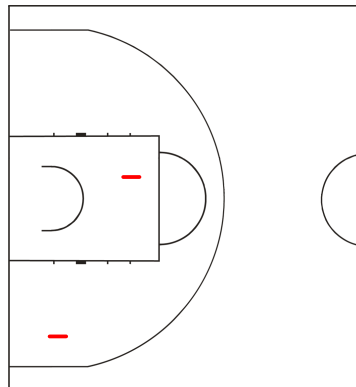
8 AL ASMI Mohamed



9 BANI ARABA Haitham



13 AL AMRANI Mohanned



LEGEND

+ Shot Made

- Shot Missed

Timing and Results provided by **TISSOT**



Game No: 70

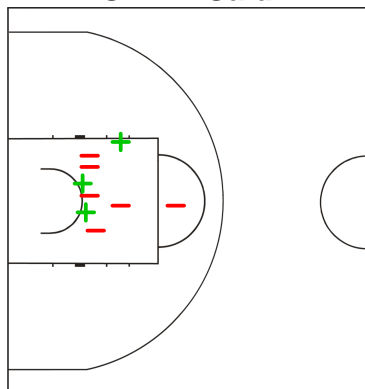
Shot Chart
Схема бросков

JPN 123 vs 40 OMA
(27 - 14, 35 - 11, 26 - 9, 35 - 6)

Scoring by 5 min intervals:

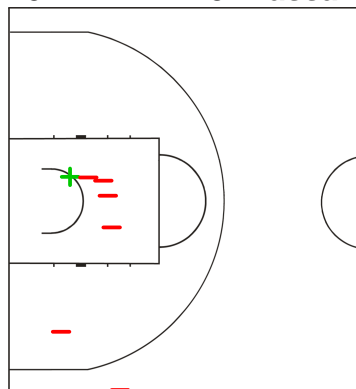
	Q1		Q2		Q3		Q4	
JPN	13	27	45	62	74	88	105	123
OMA	5	14	19	25	31	34	40	40

14 AL SAADI Said



OMA - Oman

15 AL FARRAJI Hassan



LEGEND

+ Shot Made

- Shot Missed



Game No: 70

Lineup Analysis

Анализ

JPN 123 vs 40 OMA

JPN

Lineup efficiency

4	NAKAHIGASHI T	8	KAWAKAMI S	9	FUJITAKA S	10	HAREYAMA K	12	MINAGAWA T	6:19
5	NAGAYOSHI Y	6	UTO N	7	FUJII Y	13	BANDO T	14	HASHIMOTO K	5:15
4	NAKAHIGASHI T	8	KAWAKAMI S	11	NOMOTO K	12	MINAGAWA T	15	IKARUGA S	5:08
4	NAKAHIGASHI T	5	NAGAYOSHI Y	7	FUJII Y	14	HASHIMOTO K	15	IKARUGA S	3:45
6	UTO N	9	FUJITAKA S	11	NOMOTO K	13	BANDO T	15	IKARUGA S	3:07
5	NAGAYOSHI Y	6	UTO N	7	FUJII Y	9	FUJITAKA S	14	HASHIMOTO K	2:57
6	UTO N	8	KAWAKAMI S	11	NOMOTO K	13	BANDO T	15	IKARUGA S	1:59
4	NAKAHIGASHI T	9	FUJITAKA S	10	HAREYAMA K	12	MINAGAWA T	15	IKARUGA S	1:48
6	UTO N	10	HAREYAMA K	11	NOMOTO K	13	BANDO T	15	IKARUGA S	1:41
6	UTO N	9	FUJITAKA S	10	HAREYAMA K	11	NOMOTO K	13	BANDO T	1:15
4	NAKAHIGASHI T	5	NAGAYOSHI Y	6	UTO N	14	HASHIMOTO K	15	IKARUGA S	1:15
6	UTO N	8	KAWAKAMI S	10	HAREYAMA K	11	NOMOTO K	13	BANDO T	1:06
5	NAGAYOSHI Y	6	UTO N	13	BANDO T	14	HASHIMOTO K	15	IKARUGA S	1:06
5	NAGAYOSHI Y	6	UTO N	7	FUJII Y	9	FUJITAKA S	10	HAREYAMA K	1:02
4	NAKAHIGASHI T	7	FUJII Y	11	NOMOTO K	12	MINAGAWA T	15	IKARUGA S	0:52
5	NAGAYOSHI Y	7	FUJII Y	9	FUJITAKA S	14	HASHIMOTO K	15	IKARUGA S	0:47
4	NAKAHIGASHI T	6	UTO N	7	FUJII Y	11	NOMOTO K	12	MINAGAWA T	0:38

Score development

4	NAKAHIGASHI T	8	KAWAKAMI S	11	NOMOTO K	12	MINAGAWA T	15	IKARUGA S	5:08	+18
4	NAKAHIGASHI T	8	KAWAKAMI S	9	FUJITAKA S	10	HAREYAMA K	12	MINAGAWA T	6:19	+16
6	UTO N	9	FUJITAKA S	11	NOMOTO K	13	BANDO T	15	IKARUGA S	3:07	+9
5	NAGAYOSHI Y	6	UTO N	7	FUJII Y	13	BANDO T	14	HASHIMOTO K	5:15	+6
4	NAKAHIGASHI T	9	FUJITAKA S	10	HAREYAMA K	12	MINAGAWA T	15	IKARUGA S	1:48	+5
4	NAKAHIGASHI T	5	NAGAYOSHI Y	7	FUJII Y	14	HASHIMOTO K	15	IKARUGA S	3:45	+5
5	NAGAYOSHI Y	7	FUJII Y	9	FUJITAKA S	14	HASHIMOTO K	15	IKARUGA S	0:47	+4
5	NAGAYOSHI Y	6	UTO N	13	BANDO T	14	HASHIMOTO K	15	IKARUGA S	1:06	+4
6	UTO N	10	HAREYAMA K	11	NOMOTO K	13	BANDO T	15	IKARUGA S	1:41	+4
6	UTO N	9	FUJITAKA S	10	HAREYAMA K	11	NOMOTO K	13	BANDO T	1:15	+3
5	NAGAYOSHI Y	6	UTO N	7	FUJII Y	9	FUJITAKA S	14	HASHIMOTO K	2:57	+3
4	NAKAHIGASHI T	6	UTO N	7	FUJII Y	11	NOMOTO K	12	MINAGAWA T	0:38	+2
5	NAGAYOSHI Y	6	UTO N	7	FUJII Y	9	FUJITAKA S	10	HAREYAMA K	1:02	+2
4	NAKAHIGASHI T	5	NAGAYOSHI Y	6	UTO N	14	HASHIMOTO K	15	IKARUGA S	1:15	+2
6	UTO N	8	KAWAKAMI S	11	NOMOTO K	13	BANDO T	15	IKARUGA S	1:59	+2
4	NAKAHIGASHI T	7	FUJII Y	11	NOMOTO K	12	MINAGAWA T	15	IKARUGA S	0:52	-1
6	UTO N	8	KAWAKAMI S	10	HAREYAMA K	11	NOMOTO K	13	BANDO T	1:06	-1



Game No: 66

Start List

Стартовый список

MEX vs KOR

Referee: PAULIK Robert (CZE)

Umpire: BELIAKOV Sergei (RUS) / WU Zhiwei (HKG)

MEX - Mexico

No.	Name	Pos	Height m / ft in	Age	Current Games Statistics						
					PPG	FG%	3FG%	FT%	RPG	APG	MPG (GP)
4	JAIMES Fabian		1.98/6'6"	20	9.3	53		60	6.8	0.5	27:46 (4)
5	CALATAYUD Ricardo	G	1.82/6'0"	21	12.0	39	25	80	3.0	2.0	23:52 (4)
6	GARAY Alejandro	F	1.96/6'5"	20	6.0	41	38	50	1.0	1.0	14:41 (3)
7	CHEDA Mauricio	F	1.97/6'6"	23	4.5	41	33	60	1.5	1.8	9:16 (4)
8	NOLASCO Israel	C	2.07/6'9"	23	4.0	47		33	4.3	0.3	14:33 (4)
9	RAMIREZ Juan		1.95/6'5"	22	6.8	33	0	88	2.3	2.5	26:02 (4)
10	SANTANA Pablo		1.83/6'0"	22	3.8	35	0	50	2.0	3.3	14:31 (4)
11	GRACIA Ivan	G	1.79/5'10"	24	3.5	38	33	50	0.3	1.5	7:48 (4)
12	GIRON Daniel		1.91/6'3"	23	5.7	53	20		3.0	1.7	14:38 (3)
13	BENITEZ Fernando		2.04/6'8"	24	12.0	59		29	5.8	0.5	21:40 (4)
14	GUTIERREZ Jose		2.06/6'9"	20	2.8	42		20	3.5	0.8	8:21 (4)
15	FELIX Jesus		1.94/6'4"	22	9.3	39	45	44	2.5	1.3	24:07 (4)
Team			1.94/6'4"	22.0	65.2	44	29	56	31.8	13.0	
Coach		CENICEROS Javier									
Assistant Coach		SANTOS Hector									

MEX Played

PR	JPN	83 - 71
PR	MGL	108 - 54
PR	SRB	48 - 100
PR	ROU	67 - 76
PR	PHI	20 - 0

KOR - Korea


No.	Name	Pos	Height m / ft in	Age	Current Games Statistics						
					PPG	FG%	3FG%	FT%	RPG	APG	MPG (GP)
4	LEE Jaedo	G	1.81/5'11"	21	2.7	43	0	50	1.0	1.7	10:34 (3)
5	DOO Kyung Min	G	1.84/6'0"	21	13.8	39	36	87	2.4	1.8	26:06 (5)
6	HEO Ung	G	1.86/6'1"	19	7.0	59	46	100	1.6	1.0	12:51 (5)
7	PARK Jae Hyun	G	1.85/6'1"	22	7.0	41	41	67	2.2	1.6	24:04 (5)
8	KIM Jihoo	F	1.88/6'2"	21	8.8	55	54	80	0.8	1.0	11:46 (4)
9	LEE Hyeon Seok	F	1.89/6'2"	20	6.3	38	38	67	1.7	0.7	11:46 (3)
10	BAE Soo Yone	F	1.96/6'5"	21	3.2	24	29	50	1.8	0.4	16:35 (5)
11	JEON Seong Hyen	F	1.90/6'3"	21	7.6	42	38		1.2	0.6	14:48 (5)
12	HAN Ho Bin	G	1.81/5'11"	21	4.6	33	22	71	1.2	2.8	19:38 (5)
13	JEONG Hyo Geun	C	2.00/6'7"	19	11.5	57	70	56	2.5	0.3	16:45 (4)
14	LEE Dae Heon	C	1.98/6'6"	21	6.2	38	0	92	7.6	0.8	27:51 (5)
15	KIM Jun Yi	C	2.01/6'7"	21	10.8	43		57	4.6	1.0	26:51 (5)
Team			1.90/6'3"	20.7	81.8	43	39	71	30.4	12.4	

KOR Played

PR	UKR	100 - 98
PR	OMA	126 - 77
PR	RUS	53 - 113
PR	GER	69 - 93
PR	EST	61 - 68

LEGEND

(1) Point Guard	(2) Shooting Guard	(3) Small Forward	(4) Power Forward	(5) Centre
(C) Captain	3FG% 3 Points Field Goals %	APG Assists per Game	C Centre	F Forward
FG% Field Goals %	FT% Free Throws %	G Guard	GP Games Played	MPG Minutes Played per Game
Pos Playing Position	PPG Points per Game	PR Preliminary Round	RPG Rebounds per Game	

Timing and Results provided by  TISSOT



Game No: 66

Results
Результаты

Attendance: 168

Match Duration: 1:26

MEX 98 vs 70 KOR
(24:21, 25:12, 31:19, 18:18)

Referee: PAULIK Robert (CZE)

Commissioner:

Umpire: BELIAKOV Sergei (RUS) / WU Zhiwei (HKG)

Scoring by 5 min intervals:	MEX	Q1		Q2		Q3		Q4	
		12	24	34	49	65	80	92	98
	KOR	12	21	28	33	38	52	54	70

MEX - Mexico

No.	Name	MIN	Field Goals		2 Points		3 Points		Free Throws		Rebounds			AS	TO	ST	BS	PF	FD	PTS
			M/A	%	M/A	%	M/A	%	M/A	%	OR	DR	TOT							
*4	JAIMES Fabian	25:28	11/14	79	11/14	79	0/0	0	4/5	80	7	10	17	4	3	3	1	0	5	26
*5	CALATAYUD Ricardo	20:55	4/8	50	3/4	75	1/4	25	0/0	0	0	2	2	3	4	1	0	1	1	9
6	GARAY Alejandro	7:22	1/4	25	1/2	50	0/2	0	0/0	0	0	1	1	0	1	0	0	0	0	2
7	CHEDA Mauricio	18:15	2/4	50	2/4	50	0/0	0	0/0	0	0	3	3	1	3	0	1	1	0	4
*8	NOLASCO Israel	15:43	5/10	50	5/10	50	0/0	0	0/2	0	2	5	7	0	0	2	0	0	1	10
*9	RAMIREZ Juan	19:38	4/8	50	3/5	60	1/3	33	2/2	100	1	1	2	1	0	0	0	1	3	11
10	SANTANA Pablo	19:31	3/6	50	3/5	60	0/1	0	0/0	0	2	3	5	6	0	1	0	1	3	6
11	GRACIA Ivan	12:01	1/3	33	1/1	100	0/2	0	0/0	0	0	2	2	0	1	1	0	3	1	2
12	GIRON Daniel	17:52	4/6	67	4/5	80	0/1	0	1/3	33	1	2	3	0	1	1	0	3	4	9
13	BENITEZ Fernando	13:38	5/8	63	5/8	63	0/0	0	1/2	50	2	2	4	0	3	1	0	3	2	11
14	GUTIERREZ Jose	10:39	3/5	60	3/5	60	0/0	0	0/1	0	3	4	7	0	2	0	0	2	1	6
*15	FELIX Jesus	18:58	1/4	25	1/1	100	0/3	0	0/0	0	1	0	1	1	3	1	0	0	0	2
Team / Coach												1	2	3						
Totals			44/80	55	42/64	66	2/16	13	8/15	53	20	37	57	16	21	11	2	15	21	98
Coach		CENICEROS Javier																		
Assistant Coach		SANTOS Hector																		

KOR - Korea

No.	Name	MIN	Field Goals		2 Points		3 Points		Free Throws		Rebounds			AS	TO	ST	BS	PF	FD	PTS
			M/A	%	M/A	%	M/A	%	M/A	%	OR	DR	TOT							
4	LEE Jaedo	3:58	0/3	0	0/2	0	0/1	0	0/0	0	1	0	1	1	2	0	0	0	0	0
*5	DOO Kyung Min	33:49	8/20	40	4/9	44	4/11	36	2/2	100	1	2	3	1	4	3	0	4	2	22
6	HEO Ung	9:38	2/4	50	2/2	100	0/2	0	3/4	75	0	0	0	1	1	1	0	1	2	7
*7	PARK Jae Hyun	32:13	4/9	44	1/3	33	3/6	50	0/0	0	0	2	2	5	3	2	0	1	2	11
8	KIM Jihoo	5:41	1/2	50	1/1	100	0/1	0	0/0	0	1	0	1	0	0	1	0	4	0	2
9	LEE Hyeon Seok	7:02	2/4	50	1/1	100	1/3	33	0/2	0	0	0	0	1	0	0	0	0	1	5
*10	BAE Soo Yone	24:31	0/3	0	0/3	0	0/0	0	0/0	0	1	4	5	2	0	0	0	4	0	0
11	JEON Seong Hyen	5:28	0/2	0	0/0	0	0/2	0	0/0	0	0	0	0	0	1	0	0	0	0	0
12	HAN Ho Bin	11:17	1/6	17	0/3	0	1/3	33	3/4	75	1	1	2	3	0	1	0	0	2	6
13	JEONG Hyo Geun	13:24	3/6	50	2/3	67	1/3	33	0/0	0	2	3	5	2	5	0	0	2	3	7
*14	LEE Dae Heon	28:02	2/4	50	2/4	50	0/0	0	0/0	0	3	5	8	1	2	2	0	5	1	4
*15	KIM Jun YI	24:57	3/9	33	3/9	33	0/0	0	0/0	0	0	1	1	0	2	1	0	0	2	6
Team / Coach												1	3	4						
Totals			26/72	36	16/40	40	10/32	31	8/12	67	11	21	32	17	20	11	0	21	15	70

	MEX	KOR
Points from Turnovers	18	16
Points in the Paint	80	22
Second Chance Points	12	8
Fast Break Points	6	6
Biggest Lead	38	2
Biggest Scoring Run	13-0 (62-36)	9-0 (94-68)
Lead Changes		1
Times Tied		5

LEGEND			
%	Shooting Percentage	(C)	Captain
BS	Blocked Shots	DR	Defensive Rebounds
OR	Offensive Rebounds	OTx	Overtime
S	Suspended	ST	Steals
(I)	Injured	FD	Fouls Drawn
		PF	Fouls
		TO	Turnovers
*	Starters	M/A	Made / Attempts
		PTS	Points
		TOT	Total Rebounds
AS	Assists	MIN	Minutes Played
		Qx	Quarter Time

Timing and Results provided by TISSOT



Game No: 66

Shot Chart
Схема бросков

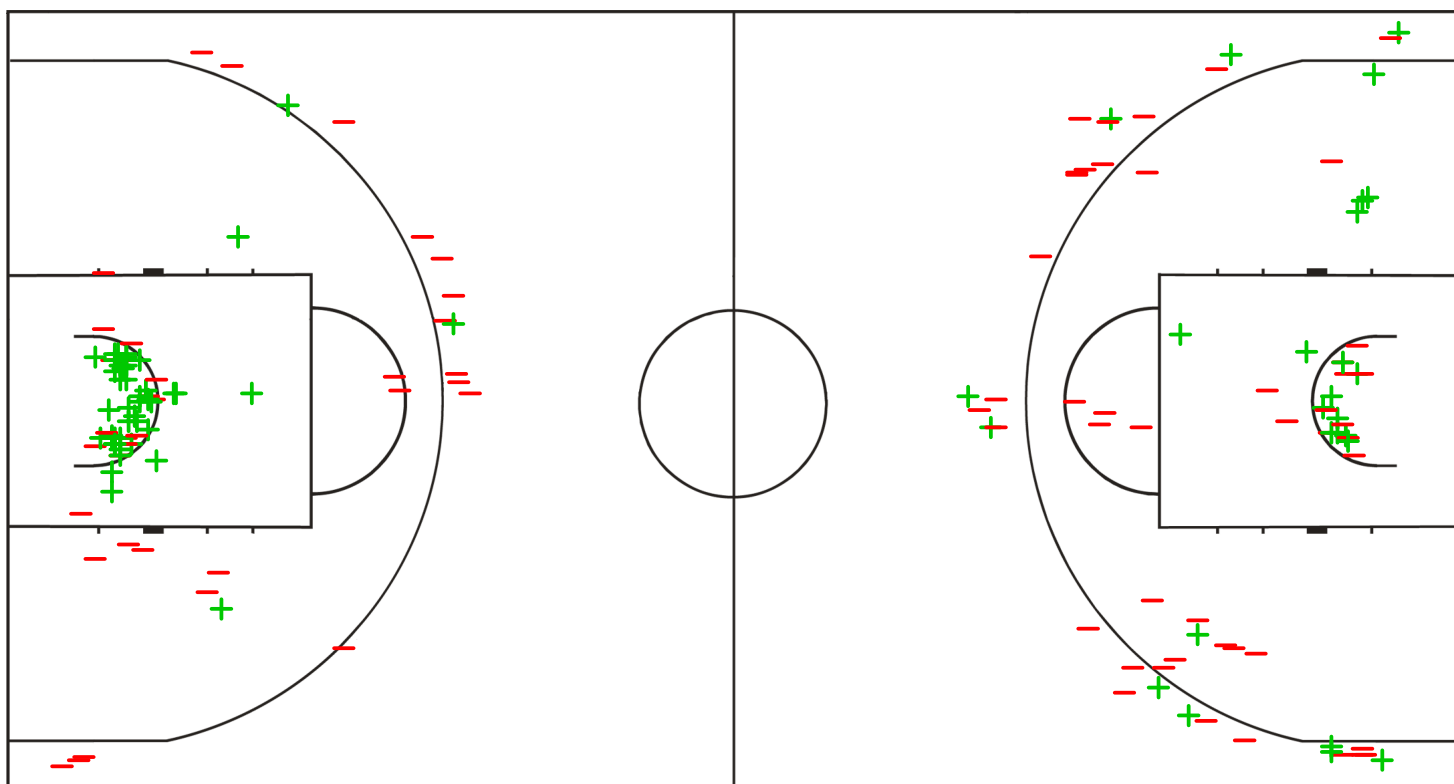
MEX 98 vs 70 KOR
(24 - 21, 25 - 12, 31 - 19, 18 - 18)

Scoring by 5 min intervals:

	Q1		Q2		Q3		Q4	
MEX	12	24	34	49	65	80	92	98
KOR	12	21	28	33	38	52	54	70

MEX - Mexico

KOR - Korea



LEGEND

+ Shot Made

- Shot Missed

Timing and Results provided by **TISSOT**



Game No: 66

Shot Chart

Схема бросков

MEX 98 vs 70 KOR

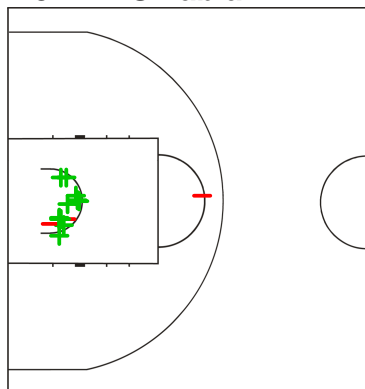
(24 - 21, 25 - 12, 31 - 19, 18 - 18)

Scoring by 5 min intervals:

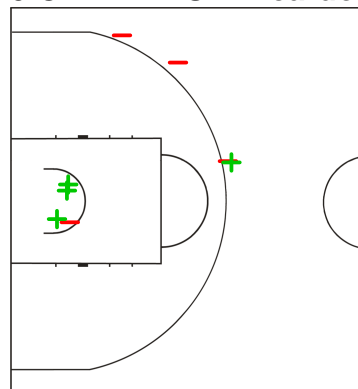
	Q1		Q2		Q3		Q4	
MEX	12	24	34	49	65	80	92	98
KOR	12	21	28	33	38	52	54	70

MEX - Mexico

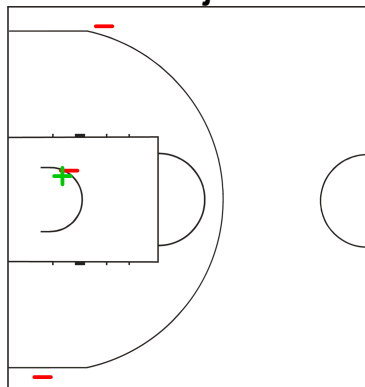
4 JAIMES Fabian



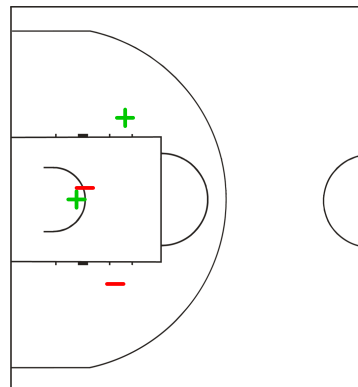
5 CALATAYUD Ricardo



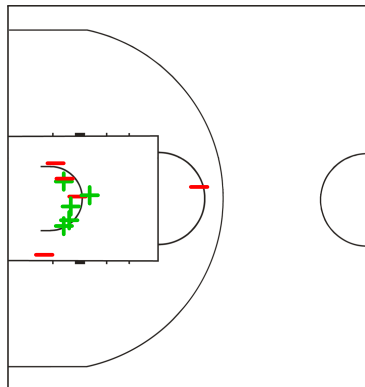
6 GARAY Alejandro



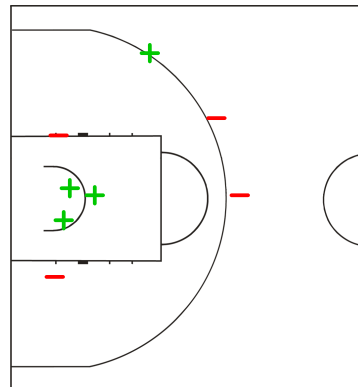
7 CHEDA Mauricio



8 NOLASCO Israel



9 RAMIREZ Juan



LEGEND

+ Shot Made

-

Shot Missed

Timing and Results provided by **TISSOT**



Game No: 66

Shot Chart

Схема бросков

MEX 98 vs 70 KOR

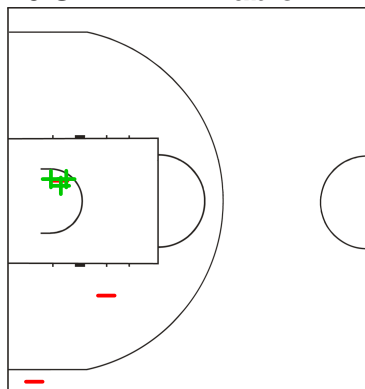
(24 - 21, 25 - 12, 31 - 19, 18 - 18)

Scoring by 5 min intervals:

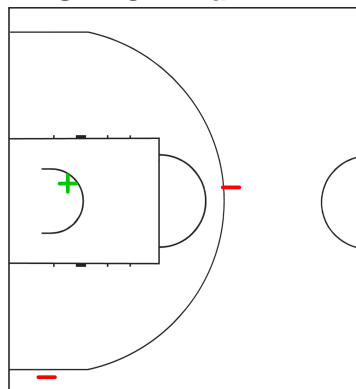
	Q1		Q2		Q3		Q4	
MEX	12	24	34	49	65	80	92	98
KOR	12	21	28	33	38	52	54	70

MEX - Mexico

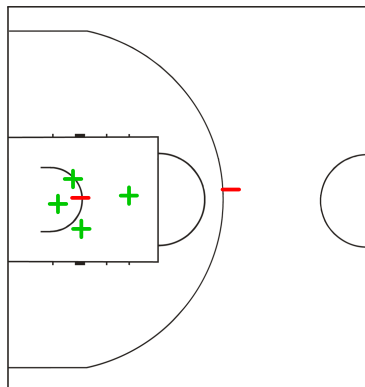
10 SANTANA Pablo



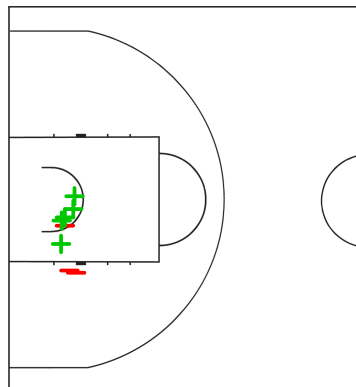
11 GRACIA Ivan



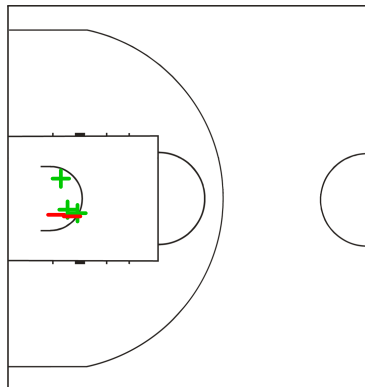
12 GIRON Daniel



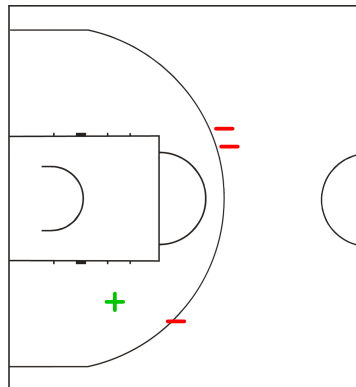
13 BENITEZ Fernando



14 GUTIERREZ Jose



15 FELIX Jesus



LEGEND

+ Shot Made

-

Shot Missed

Timing and Results provided by **TISSOT**



Game No: 66

Shot Chart

Схема бросков

MEX 98 vs 70 KOR

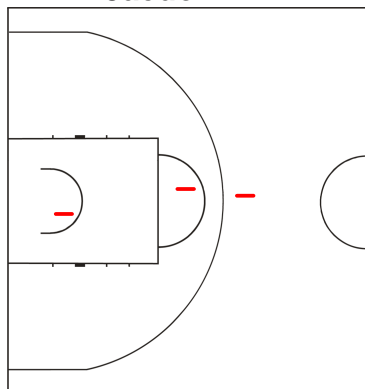
(24 - 21, 25 - 12, 31 - 19, 18 - 18)

Scoring by 5 min intervals:

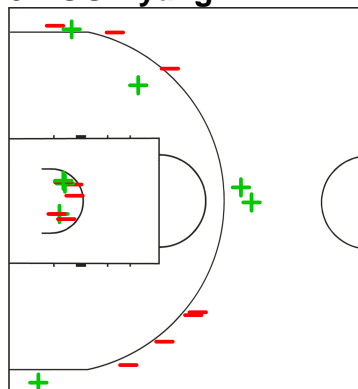
	Q1		Q2		Q3		Q4	
MEX	12	24	34	49	65	80	92	98
KOR	12	21	28	33	38	52	54	70

KOR - Korea

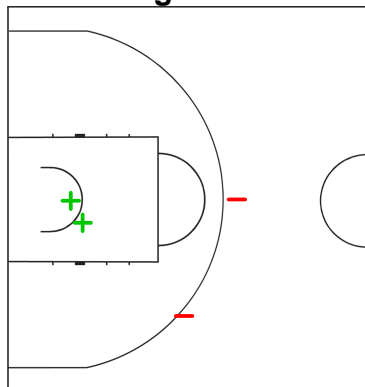
4 LEE Jaedo



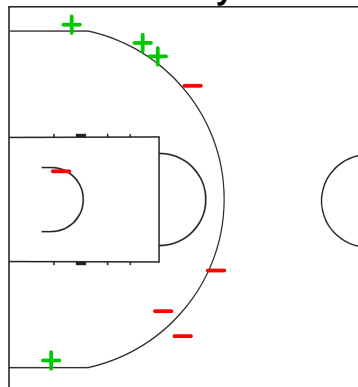
5 DOO Kyung Min



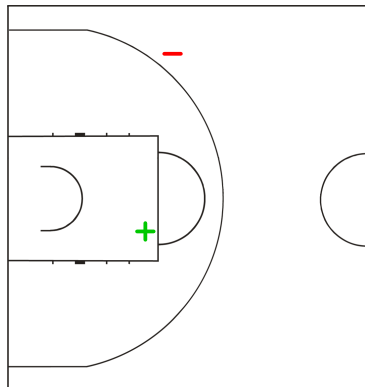
6 HEO Ung



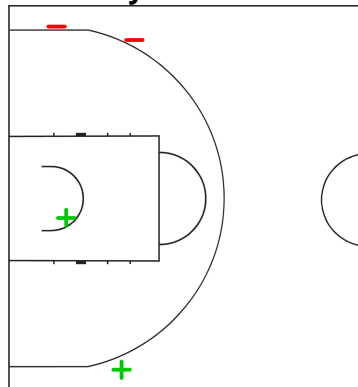
7 PARK Jae Hyun



8 KIM Jihoo



9 LEE Hyeon Seok



LEGEND

+ Shot Made

-

Shot Missed

Timing and Results provided by **TISSOT**



Game No: 66

Shot Chart

Схема бросков

MEX 98 vs 70 KOR

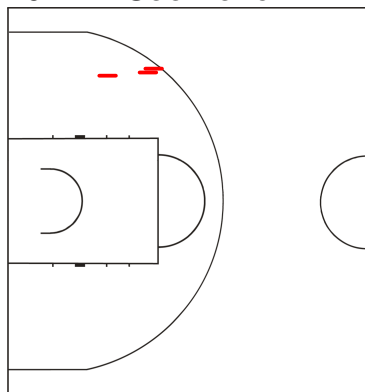
(24 - 21, 25 - 12, 31 - 19, 18 - 18)

Scoring by 5 min intervals:

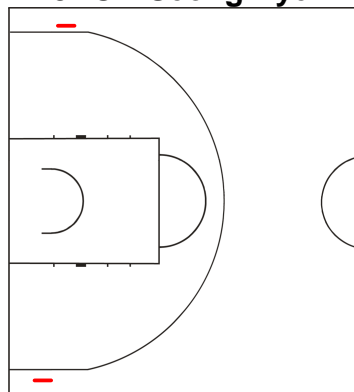
	Q1		Q2		Q3		Q4	
MEX	12	24	34	49	65	80	92	98
KOR	12	21	28	33	38	52	54	70

KOR - Korea

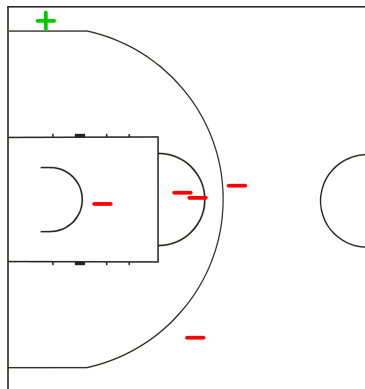
10 BAE Soo Yone



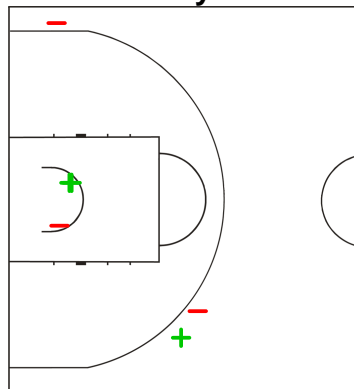
11 JEON Seong Hyen



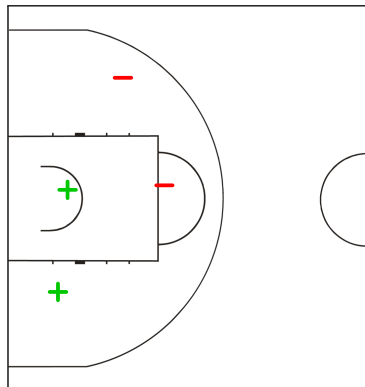
12 HAN Ho Bin



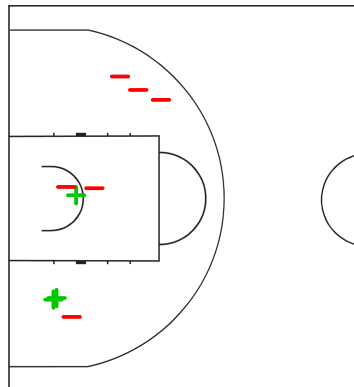
13 JEONG Hyo Geun



14 LEE Dae Heon



15 KIM Jun Yi



LEGEND

+ Shot Made

-

Shot Missed

Timing and Results provided by **TISSOT**



Game No: 66

Lineup Analysis

Анализ

MEX 98 vs 70 KOR

MEX

Lineup efficiency

6	GARAY A	7	CHEDA M	11	GRACIA I	14	GUTIERREZ J	15	FELIX J	5:49
4	JAIMES F	5	CALATAYUD R	8	NOLASCO I	9	RAMIREZ J	15	FELIX J	5:47
7	CHEDA M	10	SANTANA P	12	GIRON D	13	BENITEZ F	15	FELIX J	4:11
4	JAIMES F	5	CALATAYUD R	12	GIRON D	14	GUTIERREZ J	15	FELIX J	3:11
4	JAIMES F	5	CALATAYUD R	8	NOLASCO I	9	RAMIREZ J	10	SANTANA P	3:03
4	JAIMES F	7	CHEDA M	9	RAMIREZ J	10	SANTANA P	13	BENITEZ F	2:46
4	JAIMES F	5	CALATAYUD R	8	NOLASCO I	10	SANTANA P	12	GIRON D	2:36
4	JAIMES F	5	CALATAYUD R	8	NOLASCO I	9	RAMIREZ J	11	GRACIA I	2:07
7	CHEDA M	9	RAMIREZ J	10	SANTANA P	12	GIRON D	13	BENITEZ F	2:06
7	CHEDA M	10	SANTANA P	11	GRACIA I	12	GIRON D	13	BENITEZ F	1:43
4	JAIMES F	5	CALATAYUD R	9	RAMIREZ J	11	GRACIA I	14	GUTIERREZ J	1:39
4	JAIMES F	5	CALATAYUD R	10	SANTANA P	12	GIRON D	13	BENITEZ F	1:19
4	JAIMES F	5	CALATAYUD R	8	NOLASCO I	9	RAMIREZ J	12	GIRON D	1:13
4	JAIMES F	7	CHEDA M	8	NOLASCO I	9	RAMIREZ J	10	SANTANA P	0:57
4	JAIMES F	6	GARAY A	10	SANTANA P	12	GIRON D	13	BENITEZ F	0:50
6	GARAY A	7	CHEDA M	11	GRACIA I	12	GIRON D	13	BENITEZ F	0:43

Score development

4	JAIMES F	5	CALATAYUD R	8	NOLASCO I	9	RAMIREZ J	10	SANTANA P	3:03	+8
7	CHEDA M	10	SANTANA P	12	GIRON D	13	BENITEZ F	15	FELIX J	4:11	+8
4	JAIMES F	5	CALATAYUD R	8	NOLASCO I	10	SANTANA P	12	GIRON D	2:36	+6
4	JAIMES F	5	CALATAYUD R	8	NOLASCO I	9	RAMIREZ J	12	GIRON D	1:13	+4
7	CHEDA M	10	SANTANA P	11	GRACIA I	12	GIRON D	13	BENITEZ F	1:43	+4
4	JAIMES F	5	CALATAYUD R	8	NOLASCO I	9	RAMIREZ J	11	GRACIA I	2:07	+3
4	JAIMES F	7	CHEDA M	8	NOLASCO I	9	RAMIREZ J	10	SANTANA P	0:57	+2
4	JAIMES F	7	CHEDA M	9	RAMIREZ J	10	SANTANA P	13	BENITEZ F	2:46	+2
4	JAIMES F	5	CALATAYUD R	9	RAMIREZ J	11	GRACIA I	14	GUTIERREZ J	1:39	+1
7	CHEDA M	9	RAMIREZ J	10	SANTANA P	12	GIRON D	13	BENITEZ F	2:06	+1
6	GARAY A	7	CHEDA M	11	GRACIA I	12	GIRON D	13	BENITEZ F	0:43	-1
4	JAIMES F	6	GARAY A	10	SANTANA P	12	GIRON D	13	BENITEZ F	0:50	0
4	JAIMES F	5	CALATAYUD R	10	SANTANA P	12	GIRON D	13	BENITEZ F	1:19	0
4	JAIMES F	5	CALATAYUD R	12	GIRON D	14	GUTIERREZ J	15	FELIX J	3:11	0
4	JAIMES F	5	CALATAYUD R	8	NOLASCO I	9	RAMIREZ J	15	FELIX J	5:47	0
6	GARAY A	7	CHEDA M	11	GRACIA I	14	GUTIERREZ J	15	FELIX J	5:49	-8



Game No: 66

Lineup Analysis

Анализ

KOR

Lineup efficiency


5 DOO K	7 PARK J	10 BAE S	13 JEONG H	14 LEE D	8:10
5 DOO K	7 PARK J	12 HAN H	14 LEE D	15 KIM J	6:39
6 HEO U	7 PARK J	9 LEE H	10 BAE S	15 KIM J	3:34
5 DOO K	7 PARK J	10 BAE S	14 LEE D	15 KIM J	3:26
5 DOO K	7 PARK J	11 JEON S	13 JEONG H	15 KIM J	3:16
5 DOO K	7 PARK J	10 BAE S	12 HAN H	14 LEE D	2:58
4 LEE J	5 DOO K	8 KIM J	14 LEE D	15 KIM J	2:54
5 DOO K	6 HEO U	8 KIM J	10 BAE S	15 KIM J	1:43
6 HEO U	7 PARK J	9 LEE H	13 JEONG H	14 LEE D	1:22
5 DOO K	7 PARK J	10 BAE S	11 JEON S	15 KIM J	1:19
5 DOO K	6 HEO U	9 LEE H	10 BAE S	15 KIM J	1:13
5 DOO K	6 HEO U	10 BAE S	11 JEON S	15 KIM J	0:53
6 HEO U	7 PARK J	9 LEE H	10 BAE S	14 LEE D	0:53
4 LEE J	5 DOO K	8 KIM J	12 HAN H	14 LEE D	0:42
5 DOO K	7 PARK J	12 HAN H	13 JEONG H	14 LEE D	0:36
4 LEE J	8 KIM J	10 BAE S	12 HAN H	14 LEE D	0:22

Score development

6 HEO U	7 PARK J	9 LEE H	10 BAE S	15 KIM J	3:34	+5
6 HEO U	7 PARK J	9 LEE H	10 BAE S	14 LEE D	0:53	+2
6 HEO U	7 PARK J	9 LEE H	13 JEONG H	14 LEE D	1:22	+1
5 DOO K	7 PARK J	10 BAE S	13 JEONG H	14 LEE D	8:10	+1
4 LEE J	8 KIM J	10 BAE S	12 HAN H	14 LEE D	0:22	0
5 DOO K	7 PARK J	10 BAE S	11 JEON S	15 KIM J	1:19	0
5 DOO K	7 PARK J	11 JEON S	13 JEONG H	15 KIM J	3:16	-1
4 LEE J	5 DOO K	8 KIM J	12 HAN H	14 LEE D	0:42	-2
5 DOO K	6 HEO U	10 BAE S	11 JEON S	15 KIM J	0:53	-2
5 DOO K	7 PARK J	12 HAN H	14 LEE D	15 KIM J	6:39	-2
5 DOO K	7 PARK J	12 HAN H	13 JEONG H	14 LEE D	0:36	-4
5 DOO K	6 HEO U	9 LEE H	10 BAE S	15 KIM J	1:13	-4
5 DOO K	6 HEO U	8 KIM J	10 BAE S	15 KIM J	1:43	-4
5 DOO K	7 PARK J	10 BAE S	12 HAN H	14 LEE D	2:58	-4
5 DOO K	7 PARK J	10 BAE S	14 LEE D	15 KIM J	3:26	-6
4 LEE J	5 DOO K	8 KIM J	14 LEE D	15 KIM J	2:54	-8

LEGEND

+ Shot Made - Shot Missed

Timing and Results provided by  TISSOT



Game No: 61

Start List

Стартовый список

RUS vs ROU

Referee: KENYON Reid Allan (CAN)

Umpire: RACYS Saulius (LTU) / MATSUMOTO Kihamu (JPN)

RUS - Russian Fed.

No.	Name	Pos	Height m / ft in	Age	Current Games Statistics						
					PPG	FG%	3FG%	FT%	RPG	APG	MPG (GP)
4	GRIGORYEV Maxim	G	1.95/6'5"	23	10.0	47	43	40	3.8	2.0	15:19 (5)
5	ZARYAZHKO Victor	G	1.94/6'4"	20	5.4	44	17	50	3.2	2.6	15:31 (5)
6	ANTIPOV Pavel	F	2.02/6'8"	21	9.6	58	33	100	2.2	0.8	15:34 (5)
7	KARASEV Sergey	F	2.03/6'8"	19	19.0	64	57	67	4.2	3.2	20:39 (5)
8	IVLEV Vladimir	F	2.07/6'9"	23	5.8	63	0	56	5.6	0.2	11:20 (5)
9	KULAGIN Dmitrii	G	1.99/6'6"	21	10.6	51	44	58	4.6	5.0	21:15 (5)
10	VIKHROV Artem	G	1.95/6'5"	20	5.4	58	17	80	3.2	3.0	17:19 (5)
11	ANTONOV Semen	F	2.02/6'8"	23	8.6	49	22	83	2.4	1.6	16:21 (5)
12	ZUBKOV Andrey	F	2.05/6'9"	22	10.0	47	38	100	5.2	1.0	15:57 (5)
13	KHVOSTOV Dmitriy	G	1.90/6'3"	23	4.6	47	33	67	1.2	4.2	20:38 (5)
14	VALIEV Evgeny	F	2.05/6'9"	23	5.4	53	0	70	3.4	0.6	13:00 (5)
15	BALASHOV Nikita	F	2.07/6'9"	22	7.6	52	0	86	5.8	1.0	15:03 (5)
Team			2.00/6'7"	21.7	102.0	53	36	71	47.6	25.2	
Coach		KARASEV Vasily									
Assistant Coach		VASILYEV Alexey									

RUS Played

PR	OMA	117 - 24
PR	EST	106 - 43
PR	KOR	113 - 53
PR	UKR	94 - 43
PR	GER	80 - 52

ROU - Romania


No.	Name	Pos	Height m / ft in	Age	Current Games Statistics						
					PPG	FG%	3FG%	FT%	RPG	APG	MPG (GP)
4	PETRISOR Catalin	G	1.87/6'2"	20	4.5	24	17	100	2.0	1.5	18:21 (4)
5	ROSU Adrian	F	1.95/6'5"	22	2.8	27	11	67	3.0	0.3	9:33 (4)
6	DUMITRESCU Vlad	G	1.92/6'4"	23	1.8	40	33	67	1.8	1.3	11:42 (4)
7	CORPODEAN Vlad	G	1.92/6'4"	22	9.0	45	50	88	5.3	1.5	28:04 (4)
8	ORBEANU Iulian	F	2.04/6'8"	23	5.0	53	14	33	2.5	0.3	14:18 (4)
9	IOAN Dan	F	1.95/6'5"	21	0.0				0.0	0.0	0:00 (0)
10	NEGOITESCU Vlad	F	2.04/6'8"	21	2.3	67	0	50	1.7	0.0	3:53 (3)
11	TOTH George	C	2.12/6'11"	20	8.8	63		50	3.0	0.0	12:27 (4)
12	POP Alexandru	G	1.80/5'11"	23	0.3	0	0	25	1.8	4.3	21:48 (4)
13	TOROK Roland	F	2.03/6'8"	22	10.8	41	0	75	8.5	1.8	25:13 (4)
14	GUTOAIA Adrian	F	1.98/6'6"	23	19.3	45	32	86	3.8	2.3	30:30 (4)
15	TIBIRNA Bogdan	C	2.11/6'11"	22	10.0	45	25	62	7.3	2.8	25:05 (4)
Team			1.98/6'6"	21.8	63.0	42	22	70	34.6	12.6	
Coach		COSTESCU Tudor									
Assistant Coach		MIRON Paul Ionel									

ROU Played

PR	PHI	20 - 0
PR	JPN	77 - 57
PR	MGL	89 - 72
PR	MEX	76 - 67
PR	SRB	53 - 78

LEGEND

(1) Point Guard	(2) Shooting Guard	(3) Small Forward	(4) Power Forward	(5) Centre
(C) Captain	3FG% 3 Points Field Goals %	APG Assists per Game	C Centre	F Forward
FG% Field Goals %	FT% Free Throws %	G Guard	GP Games Played	MPG Minutes Played per Game
Pos Playing Position	PPG Points per Game	PR Preliminary Round	QF Quarterfinal	RPG Rebounds per Game

Timing and Results provided by  TISSOT



Game No: 61

Results
Результаты

Attendance: 2000

Match Duration: 1:45

RUS 78 vs 53 ROU
(17:15, 16:12, 21:12, 24:14)

Referee: KENYON Reid Allan (CAN)

Commissioner:

Umpire: RACYS Saulius (LTU) / MATSUMOTO Kihamu (JPN)

Scoring by 5 min intervals:	RUS	Q1		Q2		Q3		Q4	
		M	A	M	A	M	A	M	A
	12	17	25	33	35	54	67	78	
	9	15	22	27	34	39	45	53	

RUS - Russian Fed.

No.	Name	MIN	Field Goals		2 Points		3 Points		Free Throws		Rebounds			AS	TO	ST	BS	PF	FD	PTS
			M/A	%	M/A	%	M/A	%	M/A	%	OR	DR	TOT							
4	GRIGORYEV Maxim	16:29	1/4	25	1/2	50	0/2	0	1/2	50	0	0	0	5	2	0	0	4	1	3
*5	ZARYAZHKO Victor	15:23	5/7	71	4/4	100	1/3	33	2/3	67	2	3	5	1	1	2	0	1	2	13
6	ANTIPOV Pavel	4:50	1/6	17	0/4	0	1/2	50	0/0	0	0	1	1	0	0	0	0	1	0	3
*7	KARASEV Sergey	28:47	8/15	53	4/6	67	4/9	44	2/2	100	0	9	9	2	3	0	0	1	4	22
*8	IVLEV Vladimir	9:59	0/0	0	0/0	0	0/0	0	0/2	0	0	1	1	0	0	0	0	2	1	0
9	KULAGIN Dmitrii	17:46	3/7	43	3/5	60	0/2	0	0/1	0	0	1	1	1	0	0	0	1	5	6
10	VIKHROV Artem	17:45	0/3	0	0/2	0	0/1	0	4/6	67	0	0	0	0	1	2	0	4	3	4
11	ANTONOV Semen	16:58	3/7	43	2/4	50	1/3	33	3/4	75	1	4	5	0	0	0	1	2	3	10
*12	ZUBKOV Andrey	19:13	2/6	33	2/5	40	0/1	0	0/2	0	1	2	3	1	3	1	0	3	2	4
*13	KHVOSTOV Dmitriy	23:50	1/1	100	1/1	100	0/0	0	0/0	0	0	4	4	4	2	1	0	2	5	2
14	VALIEV Evgeny	11:42	2/5	40	2/5	40	0/0	0	3/3	100	3	0	3	1	0	1	0	2	2	7
15	BALASHOV Nikita	17:18	1/3	33	1/3	33	0/0	0	2/2	100	4	2	6	2	2	0	0	1	2	4
Team / Coach											1	6	7							
Totals			27/64	42	20/41	49	7/23	30	17/27	63	12	33	45	17	14	7	1	24	30	78
Coach		KARASEV Vasily																		
Assistant Coach		VASILYEV Alexey																		

ROU - Romania

No.	Name	MIN	Field Goals		2 Points		3 Points		Free Throws		Rebounds			AS	TO	ST	BS	PF	FD	PTS
			M/A	%	M/A	%	M/A	%	M/A	%	OR	DR	TOT							
4	PETRISOR Catalin	19:14	1/6	17	1/2	50	0/4	0	0/0	0	0	3	3	2	0	0	0	2	2	2
5	ROSU Adrian	8:02	0/1	0	0/0	0	0/1	0	0/0	0	0	0	0	0	1	0	0	1	0	0
6	DUMITRESCU Vlad	16:40	0/1	0	0/0	0	0/1	0	2/4	50	1	2	3	0	2	1	0	4	2	2
*7	CORPODEAN Vlad	22:35	1/4	25	0/1	0	1/3	33	0/0	0	1	0	1	1	2	0	0	4	0	3
8	ORBEANU Iulian	15:26	2/9	22	2/5	40	0/4	0	1/2	50	1	2	3	0	3	1	0	2	4	5
9	IOAN Dan	0:45	0/0	0	0/0	0	0/0	0	0/0	0	0	0	0	0	0	0	0	0	0	0
10	NEGOITESCU Vlad	0:00	0/0	0	0/0	0	0/0	0	0/0	0	0	0	0	0	0	0	0	0	0	0
*11	TOTH George	16:27	2/5	40	2/5	40	0/0	0	0/1	0	1	1	2	0	1	1	0	3	2	4
*12	POP Alexandru	20:46	1/4	25	1/1	100	0/3	0	1/1	100	0	2	2	1	2	1	0	4	2	3
*13	TOROK Rolland	24:34	2/7	29	2/4	50	0/3	0	3/4	75	0	5	5	2	5	1	0	4	3	7
*14	GUTOAIA Adrian	31:58	2/9	22	1/4	25	1/5	20	4/4	100	1	4	5	1	1	2	0	4	4	9
15	TIBIRNA Bogdan	23:33	5/10	50	2/6	33	3/4	75	5/6	83	4	3	7	0	2	1	0	2	5	18
Team / Coach											1	6	7							
Totals			16/56	29	11/28	39	5/28	18	16/22	73	10	28	38	7	19	8	0	30	24	53
Coach		COSTESCU Tudor																		
Assistant Coach		MIRON Paul Ionel																		

	RUS	ROU
Points from Turnovers	20	16
Points in the Paint	32	22
Second Chance Points	5	10
Fast Break Points	6	4

	RUS	ROU
Biggest Lead	27	3
Biggest Scoring Run	11-0 (59-39)	7-0 (35-34)
Lead Changes		2
Times Tied		4

LEGEND			
%	Shooting Percentage	(C)	Captain
BS	Blocked Shots	DR	Defensive Rebounds
OR	Offensive Rebounds	OTx	Overtime
S	Suspended	ST	Steals
(I)	Injured	FD	Fouls Drawn
PF	Fouls	PTS	Points
TO	Turnovers	TOT	Total Rebounds
*	Starters	AS	Assists
M/A	Made / Attempts	MIN	Minutes Played
Qx	Quarter Time		

Timing and Results provided by TISSOT



Game No: 61

Shot Chart
Схема бросков

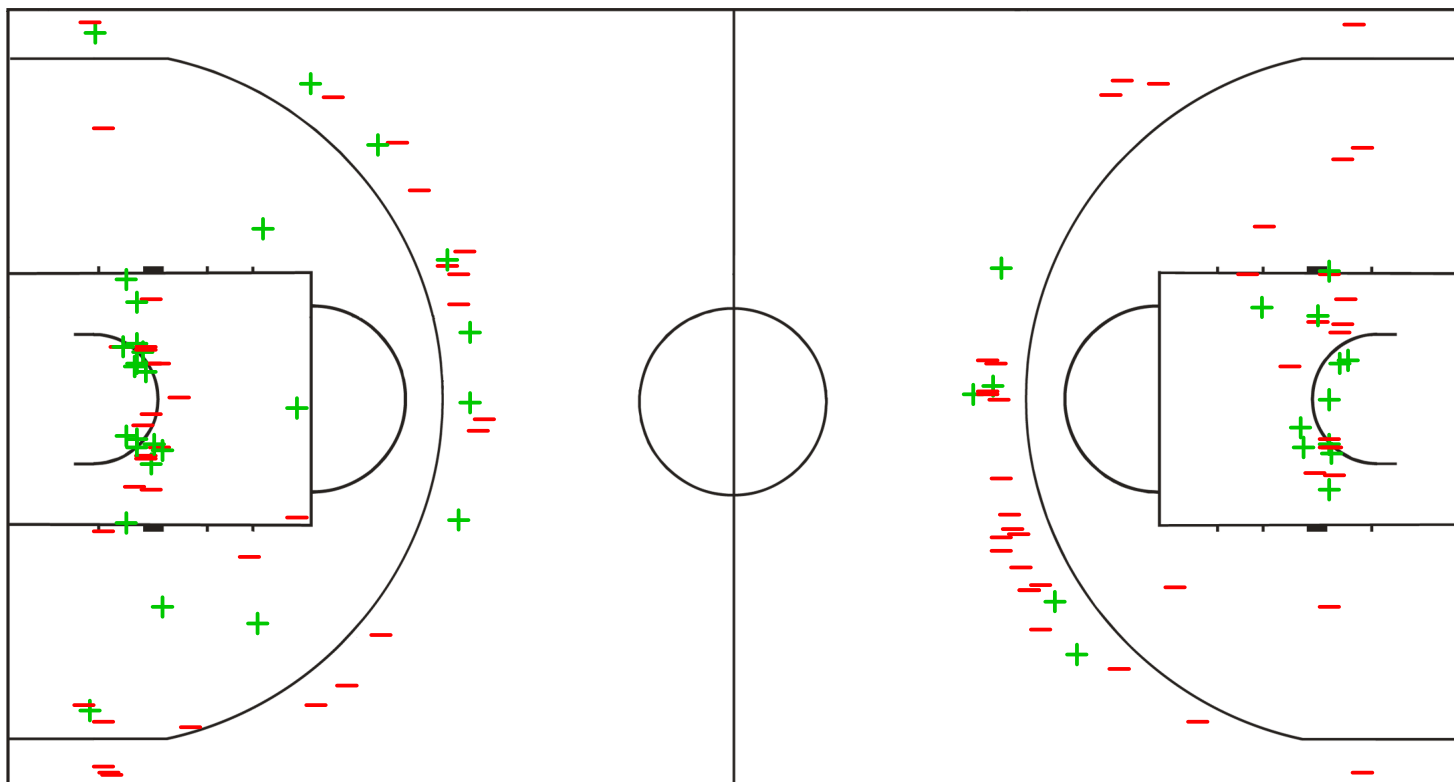
RUS 78 vs 53 ROU
(17 - 15, 16 - 12, 21 - 12, 24 - 14)

Scoring by 5 min intervals:

	Q1		Q2		Q3		Q4	
RUS	12	17	25	33	35	54	67	78
ROU	9	15	22	27	34	39	45	53

RUS - Russian Fed.

ROU - Romania



LEGEND

+ Shot Made

- Shot Missed

Timing and Results provided by TISSOT



Game No: 61

Shot Chart
Схема бросков

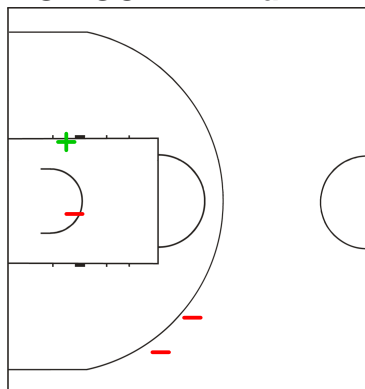
RUS 78 vs 53 ROU
(17 - 15, 16 - 12, 21 - 12, 24 - 14)

Scoring by 5 min intervals:

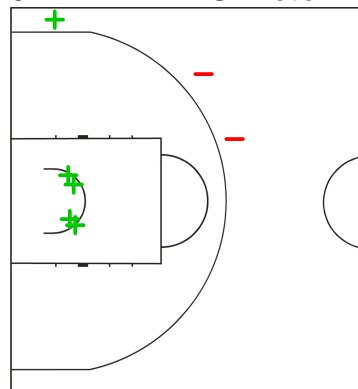
	Q1		Q2		Q3		Q4	
RUS	12	17	25	33	35	54	67	78
ROU	9	15	22	27	34	39	45	53

RUS - Russian Fed.

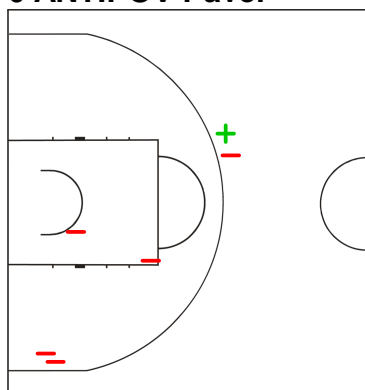
4 GRIGORYEV Maxim



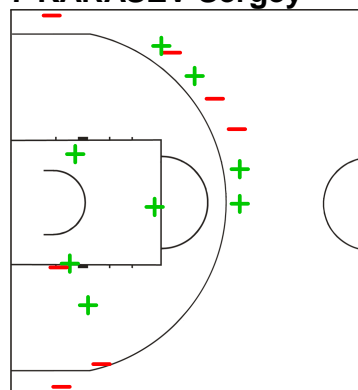
5 ZARYAZHKO Victor



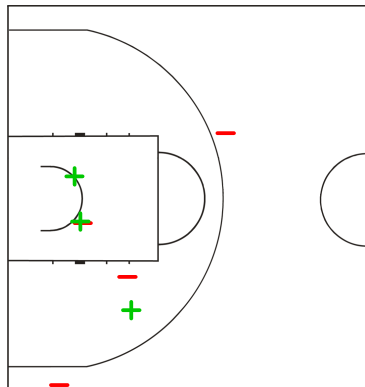
6 ANTIPOV Pavel



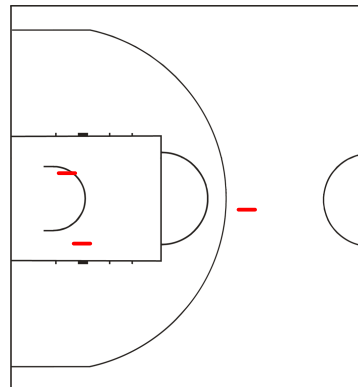
7 KARASEV Sergey



9 KULAGIN Dmitrii



10 VIKHROV Artem



LEGEND

+ Shot Made

-

Shot Missed

Timing and Results provided by TISSOT



Game No: 61

Shot Chart
Схема бросков

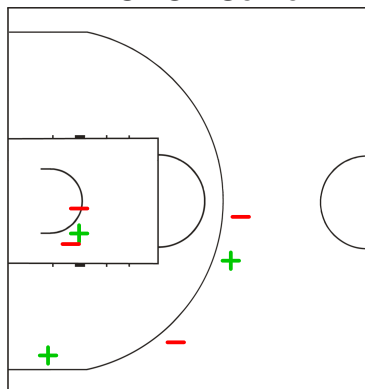
RUS 78 vs 53 ROU
(17 - 15, 16 - 12, 21 - 12, 24 - 14)

Scoring by 5 min intervals:

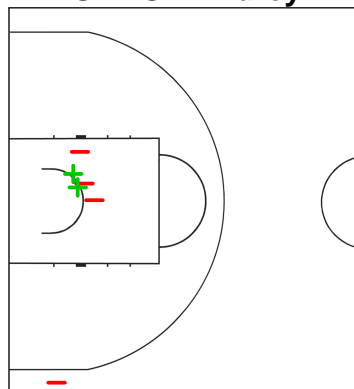
	Q1		Q2		Q3		Q4	
RUS	12	17	25	33	35	54	67	78
ROU	9	15	22	27	34	39	45	53

RUS - Russian Fed.

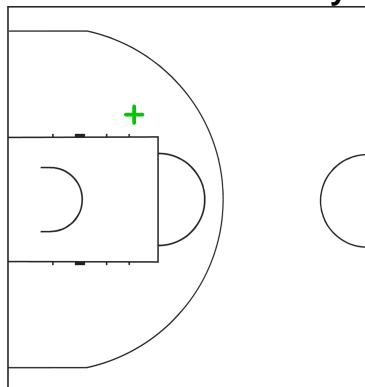
11 ANTONOV Semen



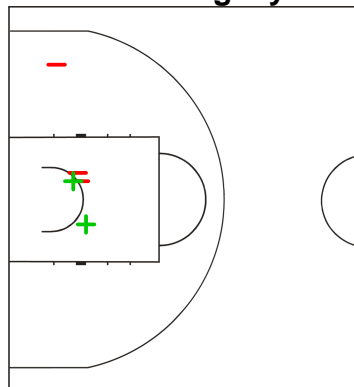
12 ZUBKOV Andrey



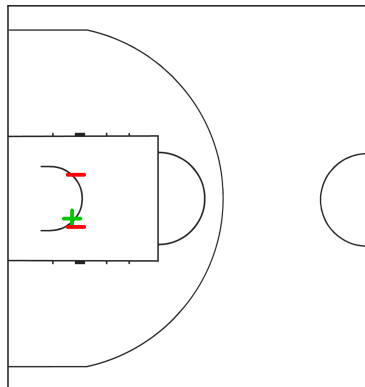
13 KHVOSTOV Dmitriy



14 VALIEV Evgeny



15 BALASHOV Nikita



LEGEND

+ Shot Made

- Shot Missed

Timing and Results provided by **TISSOT**



Game No: 61

Shot Chart
Схема бросков

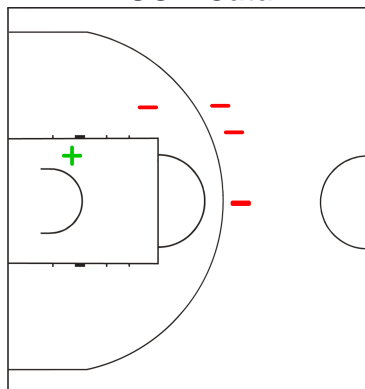
RUS 78 vs 53 ROU
(17 - 15, 16 - 12, 21 - 12, 24 - 14)

Scoring by 5 min intervals:

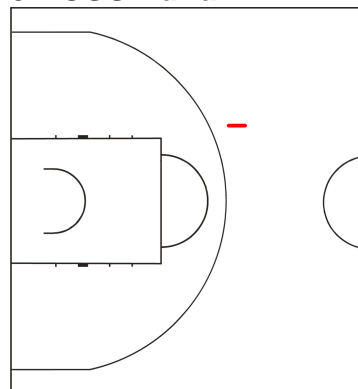
	Q1		Q2		Q3		Q4	
RUS	12	17	25	33	35	54	67	78
ROU	9	15	22	27	34	39	45	53

ROU - Romania

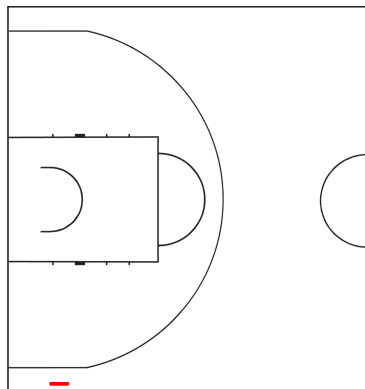
4 PETRISOR Catalin



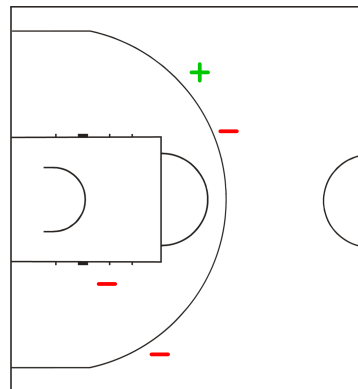
5 ROSU Adrian



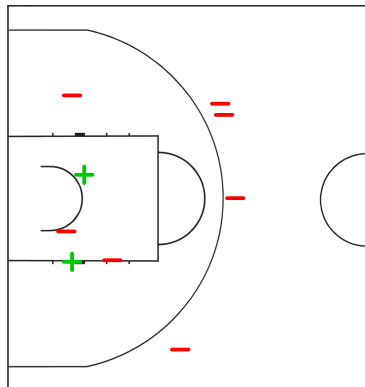
6 DUMITRESCU Vlad



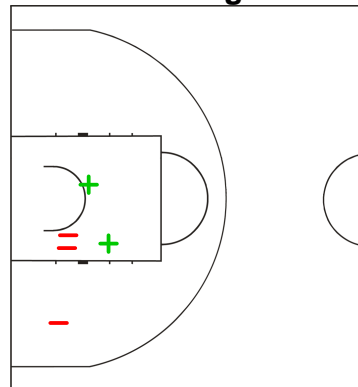
7 CORPODEAN Vlad



8 ORBEANU Iulian



11 TOTH George



LEGEND

+ Shot Made

-

Shot Missed

Timing and Results provided by TISSOT



Game No: 61

Shot Chart
Схема бросков

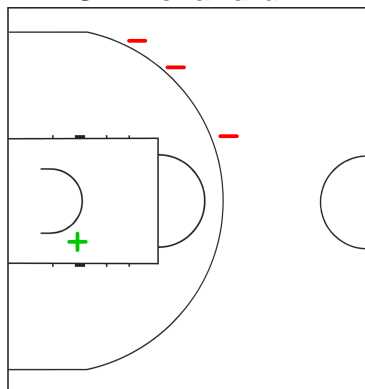
RUS 78 vs 53 ROU
(17 - 15, 16 - 12, 21 - 12, 24 - 14)

Scoring by 5 min intervals:

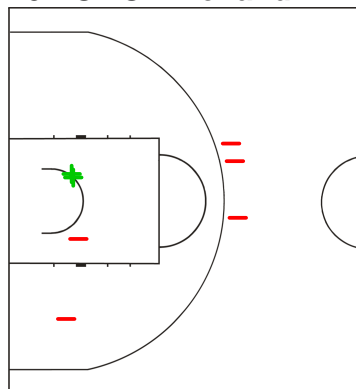
	Q1		Q2		Q3		Q4	
RUS	12	17	25	33	35	54	67	78
ROU	9	15	22	27	34	39	45	53

ROU - Romania

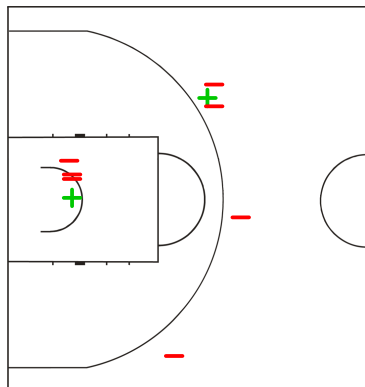
12 POP Alexandru



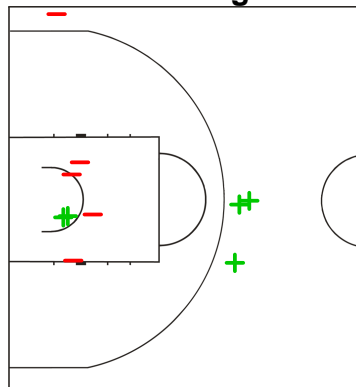
13 TOROK Rolland



14 GUTOAIA Adrian



15 TIBIRNA Bogdan



LEGEND

+ Shot Made

- Shot Missed

Timing and Results provided by TISSOT



Game No: 61

Lineup Analysis

Анализ

RUS 78 vs 53 ROU

RUS

Lineup efficiency

7	KARASEV S	9	KULAGIN D	10	VIKHROV A	14	VALIEV E	15	BALASHOV N	6:25
5	ZARYAZHKO V	7	KARASEV S	8	IVLEV V	12	ZUBKOV A	13	KHVOSTOV D	5:09
4	GRIGORYEV M	5	ZARYAZHKO V	6	ANTIPOV P	8	IVLEV V	10	VIKHROV A	4:50
7	KARASEV S	9	KULAGIN D	10	VIKHROV A	11	ANTONOV S	15	BALASHOV N	3:42
4	GRIGORYEV M	7	KARASEV S	11	ANTONOV S	12	ZUBKOV A	13	KHVOSTOV D	3:29
7	KARASEV S	9	KULAGIN D	11	ANTONOV S	13	KHVOSTOV D	14	VALIEV E	2:21
5	ZARYAZHKO V	7	KARASEV S	12	ZUBKOV A	13	KHVOSTOV D	15	BALASHOV N	2:08
4	GRIGORYEV M	9	KULAGIN D	11	ANTONOV S	12	ZUBKOV A	13	KHVOSTOV D	2:07
4	GRIGORYEV M	7	KARASEV S	12	ZUBKOV A	13	KHVOSTOV D	15	BALASHOV N	2:01
4	GRIGORYEV M	5	ZARYAZHKO V	11	ANTONOV S	12	ZUBKOV A	13	KHVOSTOV D	1:48
9	KULAGIN D	10	VIKHROV A	13	KHVOSTOV D	14	VALIEV E	15	BALASHOV N	1:35
4	GRIGORYEV M	7	KARASEV S	11	ANTONOV S	13	KHVOSTOV D	14	VALIEV E	1:03
4	GRIGORYEV M	5	ZARYAZHKO V	10	VIKHROV A	11	ANTONOV S	12	ZUBKOV A	0:53
7	KARASEV S	9	KULAGIN D	12	ZUBKOV A	13	KHVOSTOV D	15	BALASHOV N	0:36
5	ZARYAZHKO V	7	KARASEV S	11	ANTONOV S	12	ZUBKOV A	13	KHVOSTOV D	0:35
7	KARASEV S	9	KULAGIN D	11	ANTONOV S	13	KHVOSTOV D	15	BALASHOV N	0:33
7	KARASEV S	9	KULAGIN D	10	VIKHROV A	11	ANTONOV S	12	ZUBKOV A	0:20
4	GRIGORYEV M	7	KARASEV S	13	KHVOSTOV D	14	VALIEV E	15	BALASHOV N	0:18
7	KARASEV S	9	KULAGIN D	11	ANTONOV S	12	ZUBKOV A	13	KHVOSTOV D	0:07

Score development

7	KARASEV S	9	KULAGIN D	10	VIKHROV A	14	VALIEV E	15	BALASHOV N	6:25	+16
4	GRIGORYEV M	5	ZARYAZHKO V	11	ANTONOV S	12	ZUBKOV A	13	KHVOSTOV D	1:48	+4
4	GRIGORYEV M	7	KARASEV S	12	ZUBKOV A	13	KHVOSTOV D	15	BALASHOV N	2:01	+4
5	ZARYAZHKO V	7	KARASEV S	12	ZUBKOV A	13	KHVOSTOV D	15	BALASHOV N	2:08	+4
5	ZARYAZHKO V	7	KARASEV S	8	IVLEV V	12	ZUBKOV A	13	KHVOSTOV D	5:09	+3
7	KARASEV S	9	KULAGIN D	11	ANTONOV S	13	KHVOSTOV D	15	BALASHOV N	0:33	+2
4	GRIGORYEV M	5	ZARYAZHKO V	10	VIKHROV A	11	ANTONOV S	12	ZUBKOV A	0:53	+1
4	GRIGORYEV M	9	KULAGIN D	11	ANTONOV S	12	ZUBKOV A	13	KHVOSTOV D	2:07	+1
7	KARASEV S	9	KULAGIN D	11	ANTONOV S	12	ZUBKOV A	13	KHVOSTOV D	0:07	0
4	GRIGORYEV M	7	KARASEV S	13	KHVOSTOV D	14	VALIEV E	15	BALASHOV N	0:18	0
7	KARASEV S	9	KULAGIN D	10	VIKHROV A	11	ANTONOV S	12	ZUBKOV A	0:20	0
5	ZARYAZHKO V	7	KARASEV S	11	ANTONOV S	12	ZUBKOV A	13	KHVOSTOV D	0:35	0
7	KARASEV S	9	KULAGIN D	11	ANTONOV S	13	KHVOSTOV D	14	VALIEV E	2:21	-1
7	KARASEV S	9	KULAGIN D	10	VIKHROV A	11	ANTONOV S	15	BALASHOV N	3:42	-1
4	GRIGORYEV M	5	ZARYAZHKO V	6	ANTIPOV P	8	IVLEV V	10	VIKHROV A	4:50	0
7	KARASEV S	9	KULAGIN D	12	ZUBKOV A	13	KHVOSTOV D	15	BALASHOV N	0:36	-2
4	GRIGORYEV M	7	KARASEV S	11	ANTONOV S	13	KHVOSTOV D	14	VALIEV E	1:03	-2
9	KULAGIN D	10	VIKHROV A	13	KHVOSTOV D	14	VALIEV E	15	BALASHOV N	1:35	-2
4	GRIGORYEV M	7	KARASEV S	11	ANTONOV S	12	ZUBKOV A	13	KHVOSTOV D	3:29	-2



Game No: 61

Lineup Analysis

Анализ

ROU

Lineup efficiency


7	CORPODEAN V	11	TOTH G	12	POP A	13	TOROK R	14	GUTOAIA A	6:07
6	DUMITRESCU V	8	ORBEANU I	12	POP A	14	GUTOAIA A	15	TIBIRNA B	5:15
4	PETRISOR C	7	CORPODEAN V	8	ORBEANU I	14	GUTOAIA A	15	TIBIRNA B	5:11
7	CORPODEAN V	8	ORBEANU I	12	POP A	14	GUTOAIA A	15	TIBIRNA B	3:30
4	PETRISOR C	5	ROSU A	7	CORPODEAN V	11	TOTH G	13	TOROK R	3:23
4	PETRISOR C	6	DUMITRESCU V	11	TOTH G	13	TOROK R	14	GUTOAIA A	3:20
7	CORPODEAN V	12	POP A	13	TOROK R	14	GUTOAIA A	15	TIBIRNA B	2:21
4	PETRISOR C	5	ROSU A	6	DUMITRESCU V	13	TOROK R	15	TIBIRNA B	2:07
4	PETRISOR C	6	DUMITRESCU V	13	TOROK R	14	GUTOAIA A	15	TIBIRNA B	1:40
4	PETRISOR C	6	DUMITRESCU V	8	ORBEANU I	14	GUTOAIA A	15	TIBIRNA B	1:30
4	PETRISOR C	7	CORPODEAN V	11	TOTH G	13	TOROK R	14	GUTOAIA A	1:14
6	DUMITRESCU V	12	POP A	13	TOROK R	14	GUTOAIA A	15	TIBIRNA B	1:10
5	ROSU A	6	DUMITRESCU V	11	TOTH G	12	POP A	13	TOROK R	0:58
4	PETRISOR C	5	ROSU A	7	CORPODEAN V	13	TOROK R	15	TIBIRNA B	0:49
5	ROSU A	9	IOAN D	11	TOTH G	12	POP A	13	TOROK R	0:45
6	DUMITRESCU V	11	TOTH G	12	POP A	13	TOROK R	14	GUTOAIA A	0:40

Score development

7	CORPODEAN V	8	ORBEANU I	12	POP A	14	GUTOAIA A	15	TIBIRNA B	3:30	+3
6	DUMITRESCU V	11	TOTH G	12	POP A	13	TOROK R	14	GUTOAIA A	0:40	+2
5	ROSU A	6	DUMITRESCU V	11	TOTH G	12	POP A	13	TOROK R	0:58	+1
4	PETRISOR C	6	DUMITRESCU V	8	ORBEANU I	14	GUTOAIA A	15	TIBIRNA B	1:30	+1
4	PETRISOR C	5	ROSU A	6	DUMITRESCU V	13	TOROK R	15	TIBIRNA B	2:07	+1
7	CORPODEAN V	12	POP A	13	TOROK R	14	GUTOAIA A	15	TIBIRNA B	2:21	+1
4	PETRISOR C	5	ROSU A	7	CORPODEAN V	13	TOROK R	15	TIBIRNA B	0:49	0
4	PETRISOR C	6	DUMITRESCU V	13	TOROK R	14	GUTOAIA A	15	TIBIRNA B	1:40	-1
4	PETRISOR C	7	CORPODEAN V	8	ORBEANU I	14	GUTOAIA A	15	TIBIRNA B	5:11	0
6	DUMITRESCU V	8	ORBEANU I	12	POP A	14	GUTOAIA A	15	TIBIRNA B	5:15	-1
4	PETRISOR C	7	CORPODEAN V	11	TOTH G	13	TOROK R	14	GUTOAIA A	1:14	-2
5	ROSU A	9	IOAN D	11	TOTH G	12	POP A	13	TOROK R	0:45	-3
6	DUMITRESCU V	12	POP A	13	TOROK R	14	GUTOAIA A	15	TIBIRNA B	1:10	-4
4	PETRISOR C	5	ROSU A	7	CORPODEAN V	11	TOTH G	13	TOROK R	3:23	-7
7	CORPODEAN V	11	TOTH G	12	POP A	13	TOROK R	14	GUTOAIA A	6:07	-7
4	PETRISOR C	6	DUMITRESCU V	11	TOTH G	13	TOROK R	14	GUTOAIA A	3:20	-9

LEGEND

+ Shot Made - Shot Missed

Timing and Results provided by  TISSOT



Result Book

27th Summer Universiade in Kazan 2013



Basketball

Men's Semifinals





Game No: 79

Start List

Стартовый список

GER vs USA

Referee: OKHRIMENKO Vladimir (RUS)

Umpire: VECHERSKIS Mindaugas (LTU) / WU Zhiwei (HKG)

GER - Germany

No.	Name	Pos	Height m / ft in	Age	Current Games Statistics						
					PPG	FG%	3FG%	FT%	RPG	APG	MPG (GP)
4	CANTY Anthony	G	1.83/6'0"	22	9.3	38	20	95	1.5	2.0	19:57 (6)
5	JOENKE Till-Joscha	G	1.89/6'2"	21	4.8	41	50	67	3.2	0.8	17:06 (6)
6	KOCH Florian	F	1.97/6'6"	21	7.3	63	40		3.0	0.7	12:39 (3)
7	KLEIN Konstantin	G	1.87/6'2"	22	9.8	48	38	79	2.5	2.3	20:37 (6)
8	SCHMIDT Stefan	C	2.04/6'8"	24	8.2	50		71	6.0	1.3	20:52 (6)
9	MOENNINGHOFF Mathis	G	2.00/6'7"	21	9.5	35	35	83	2.3	1.7	23:10 (6)
10	KRAMER Dennis	F	2.08/6'10"	21	6.0	55	0	100	2.8	1.3	11:45 (6)
11	ZEIS Peter	F	1.97/6'6"	24	4.0	30	22	86	2.2	0.5	17:28 (6)
12	WENDT Ole	G	1.90/6'3"	20	5.0	26	15	36	4.2	2.7	21:35 (6)
13	WOHLFARTH-BOTTERMANN Jonas	C	2.07/6'9"	23	13.7	69		38	7.8	1.0	22:43 (6)
14	VOIGTMANN Johannes	C	2.08/6'10"	20	9.3	63		46	7.0	1.8	15:59 (6)
15	ZIEGENHAGEN Malte	G	1.93/6'4"	22	1.2	25	0	0	2.0	1.8	7:20 (5)
Team			1.97/6'6"	21.8	84.3	46	25	66	48.0	17.3	
Coach		STOLZ Olaf									
Assistant Coach		BAUER Robert									

GER Played		
PR	EST	59 - 65
PR	UKR	78 - 58
PR	OMA	123 - 32
PR	KOR	93 - 69
PR	RUS	52 - 80
Q9	MGL	101 - 68


USA - United States

No.	Name	Pos	Height m / ft in	Age	Current Games Statistics						
					PPG	FG%	3FG%	FT%	RPG	APG	MPG (GP)
4	FERRELL Kevin	G	/	20	10.7	34	26	73	3.3	5.2	20:55 (6)
5	SHEEHEY William	F	/	21	9.2	56	83	67	3.2	1.5	14:46 (6)
6	HAWS Tyler	G	/	22	3.2	29	0	67	2.6	0.4	9:45 (5)
7	HANCOCK Luke	F	/	23	11.2	49	48	70	2.5	1.8	19:20 (6)
8	DINWIDDIE Spencer	G	/	20	8.3	51	44	60	2.7	5.8	22:09 (6)
9	KILPATRICK Sean	G	/	23	7.5	30	30	83	2.2	1.5	17:15 (6)
10	GRAHAM Treveon	F	/	19	9.4	52	23	71	6.8	2.4	22:51 (5)
11	MCDERMOTT Douglas	F	/	21	15.8	46	44	88	6.0	1.7	24:17 (6)
12	JEFFERSON Cory	C	/	22	11.0	69	100	70	10.2	0.2	23:25 (6)
13	WHITE Aaron	C	/	20	5.8	54	33	60	3.0	0.5	14:33 (6)
14	PAYNE Adreian	F	/	22	3.8	40	0	70	3.7	0.7	9:23 (6)
15	KIRK Alex	C	/	21	3.2	67		67	5.2	0.2	8:02 (5)
Team			/	21.2	96.5	47	37	72	52.5	21.3	
Coach		MCKILLOP Robert									
Assistant Coach		MARTIN Frank					BEILEIN John				

USA Played		
PR	UAE	140 - 46
PR	CZE	96 - 53
PR	SWE	83 - 65
PR	AUS	84 - 93
PR	CAN	85 - 94
Q9	NOR	91 - 51

LEGEND

(1)	Point Guard	(2)	Shooting Guard	(3)	Small Forward	(4)	Power Forward	(5)	Centre
(C)	Captain	3FG%	3 Points Field Goals %	APG	Assists per Game	C	Centre	F	Forward
FG%	Field Goals %	FT%	Free Throws %	G	Guard	GP	Games Played	MPG	Minutes Played per Game
Pos	Playing Position	PPG	Points per Game	PR	Preliminary Round	RPG	Rebounds per Game		

Timing and Results provided by  TISSOT



Game No: 79

Results
Результаты

Attendance: 326

Match Duration: 1:34

GER 70 vs 92 USA
(19:17, 13:29, 19:19, 19:27)

Referee: OKHRIMENKO Vladimir (RUS)

Commissioner:

Umpire: VECHERSKIS Mindaugas (LTU) / WU Zhiwei (HKG)

Scoring by 5 min intervals:	GER	Q1		Q2		Q3		Q4	
		M	A	M	A	M	A	M	A
	8	19	22	32	46	51	59	70	
	8	17	28	46	56	65	78	92	

GER - Germany

No.	Name	MIN	Field Goals		2 Points		3 Points		Free Throws		Rebounds			AS	TO	ST	BS	PF	FD	PTS
			M/A	%	M/A	%	M/A	%	M/A	%	OR	DR	TOT							
4	CANTY Anthony	21:53	2/9	22	2/2	100	0/7	0	0/0	0	0	2	2	3	1	0	0	0	1	4
5	JOENKE Till-Joscha	16:26	0/3	0	0/3	0	0/0	0	1/2	50	0	0	0	0	2	0	0	1	1	1
6	KOCH Florian	6:13	2/3	67	2/3	67	0/0	0	0/0	0	0	1	1	0	0	0	0	1	0	4
*7	KLEIN Konstantin	31:20	5/10	50	1/5	20	4/5	80	2/2	100	0	3	3	3	2	3	0	4	1	16
*8	SCHMIDT Stefan	19:49	2/5	40	2/5	40	0/0	0	2/2	100	1	1	2	0	0	0	0	0	3	6
*9	MOENNINGHOFF Mathis	21:20	4/9	44	3/3	100	1/6	17	0/0	0	0	2	2	1	3	2	0	1	0	9
10	KRAMER Dennis	10:32	1/5	20	0/2	0	1/3	33	0/0	0	0	0	0	0	0	0	1	2	0	3
11	ZEIS Peter	12:45	1/2	50	0/0	0	1/2	50	1/2	50	1	2	3	0	0	0	0	2	1	4
*12	WENDT Ole	10:00	0/3	0	0/1	0	0/2	0	0/0	0	0	2	2	1	2	0	0	4	0	0
*13	WOHLFARTH-BOTTERMANN Jonas	21:45	4/11	36	4/11	36	0/0	0	5/6	83	4	3	7	0	2	0	0	3	4	13
14	VOIGTMANN Johannes	23:45	3/9	33	3/8	38	0/1	0	4/4	100	3	4	7	1	2	1	0	2	3	10
15	ZIEGENHAGEN Malte	4:12	0/0	0	0/0	0	0/0	0	0/0	0	0	0	0	0	0	0	0	1	0	0
Team / Coach																				
Totals		24/69	35	17/43	40	7/26	27	15/18	83	12	21	33	9	14	6	1	21	14	70	
Coach	STOLZ Olaf																			
Assistant Coach	BAUER Robert																			

USA - United States

No.	Name	MIN	Field Goals		2 Points		3 Points		Free Throws		Rebounds			AS	TO	ST	BS	PF	FD	PTS
			M/A	%	M/A	%	M/A	%	M/A	%	OR	DR	TOT							
4	FERRELL Kevin	9:34	3/6	50	2/3	67	1/3	33	0/0	0	1	2	3	1	2	0	0	1	1	7
*5	SHEEHEY William	27:44	5/10	50	5/8	63	0/2	0	0/0	0	2	3	5	1	1	4	0	1	2	10
6	HAWS Tyler	14:34	2/4	50	2/4	50	0/0	0	2/2	100	2	1	3	0	1	0	0	0	1	6
*7	HANCOCK Luke	22:37	4/11	36	2/3	67	2/8	25	6/6	100	2	5	7	1	3	1	0	2	6	16
*8	DINWIDDIE Spencer	27:39	3/7	43	2/4	50	1/3	33	0/0	0	0	5	5	7	0	1	0	2	2	7
9	KILPATRICK Sean	18:17	3/6	50	2/2	100	1/4	25	1/1	100	0	1	1	1	2	1	0	0	1	8
10	GRAHAM Treveon	0:00	0/0	0	0/0	0	0/0	0	0/0	0	0	0	0	0	0	0	0	0	0	0
*11	MCDERMOTT Douglas	23:51	7/15	47	5/8	63	2/7	29	2/2	100	2	2	4	0	2	0	0	0	1	18
*12	JEFFERSON Cory	18:09	5/7	71	5/7	71	0/0	0	1/2	50	3	4	7	0	1	0	0	3	4	11
13	WHITE Aaron	15:44	1/1	100	1/1	100	0/0	0	0/0	0	0	1	1	0	0	1	0	1	0	2
14	PAYNE Adreian	12:02	2/6	33	2/6	33	0/0	0	1/2	50	0	4	4	2	1	1	2	2	3	5
15	KIRK Alex	9:49	1/1	100	1/1	100	0/0	0	0/0	0	1	1	2	1	1	0	1	2	0	2
Team / Coach																				
Totals		36/74	49	29/47	62	7/27	26	13/15	87	13	31	44	14	14	9	3	14	21	92	
Coach	MCKILLOP Robert																			
Assistant Coach	MARTIN Frank																			
	BEILEIN John																			

	GER	USA
Points from Turnovers	7	21
Points in the Paint	22	48
Second Chance Points	8	13
Fast Break Points	6	11

	GER	USA
Biggest Lead	4	23
Biggest Scoring Run	6-0 (59-76)	11-0 (19-28)
Lead Changes	7	
Times Tied	4	

LEGEND			
%	Shooting Percentage	(C)	Captain
BS	Blocked Shots	DR	Defensive Rebounds
OR	Offensive Rebounds	OTx	Overtime
S	Suspended	ST	Steals
(I)	Injured	FD	Fouls Drawn
PF	Fouls	PTS	Points
TO	Turnovers	TOT	Total Rebounds
*	Starters	AS	Assists
M/A	Made / Attempts	MIN	Minutes Played
Qx	Quarter Time		

Timing and Results provided by TISSOT



Game No: 79

Shot Chart
Схема бросков

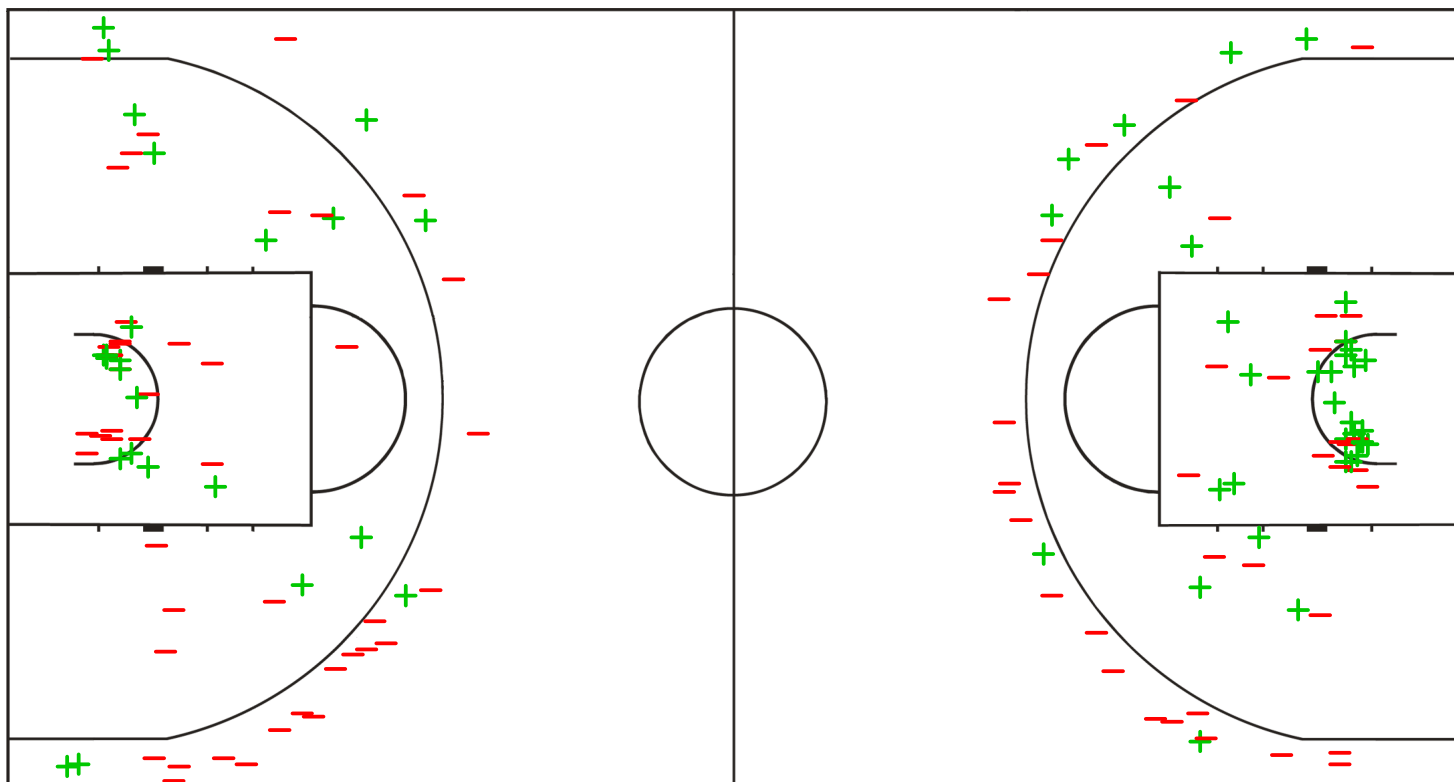
GER 70 vs 92 USA
(19 - 17, 13 - 29, 19 - 19, 19 - 27)

Scoring by 5 min intervals:

	Q1		Q2		Q3		Q4	
GER	8	19	22	32	46	51	59	70
USA	8	17	28	46	56	65	78	92

GER - Germany

USA - United States



LEGEND

+ Shot Made

- Shot Missed

Timing and Results provided by **TISSOT**



Game No: 79

Shot Chart
Схема бросков

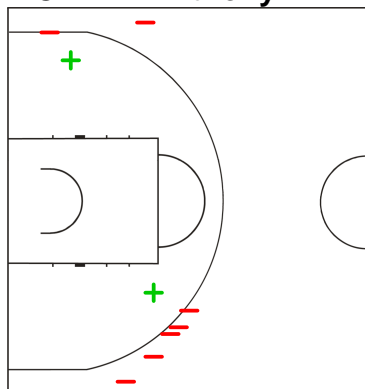
GER 70 vs 92 USA
(19 - 17, 13 - 29, 19 - 19, 19 - 27)

Scoring by 5 min intervals:

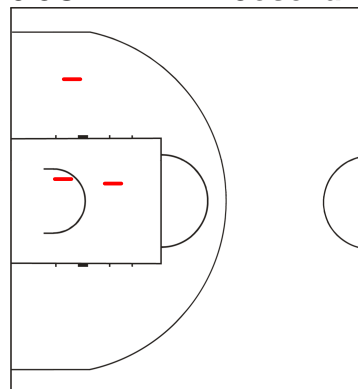
	Q1		Q2		Q3		Q4	
GER	8	19	22	32	46	51	59	70
USA	8	17	28	46	56	65	78	92

GER - Germany

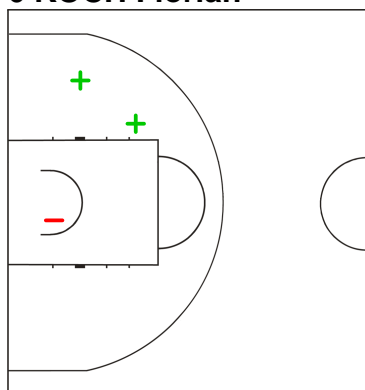
4 CANTY Anthony



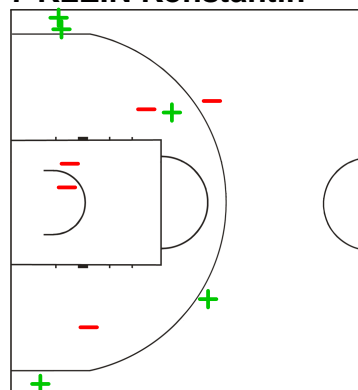
5 JOENKE Till-Joscha



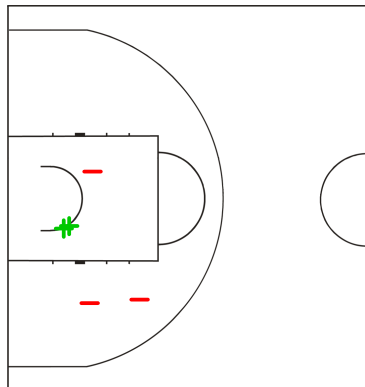
6 KOCH Florian



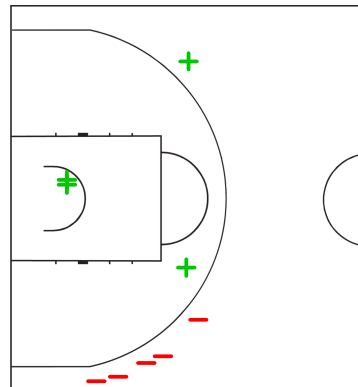
7 KLEIN Konstantin



8 SCHMIDT Stefan



9 MOENNINGHOFF Mathis



LEGEND

+ Shot Made

-

Shot Missed

Timing and Results provided by TISSOT



Game No: 79

Shot Chart
Схема бросков

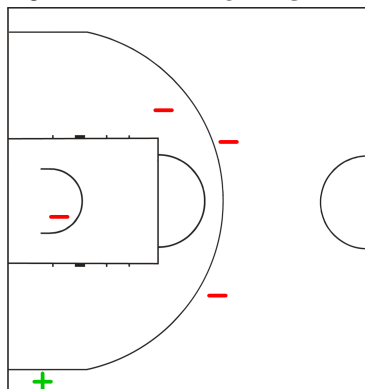
GER 70 vs 92 USA
(19 - 17, 13 - 29, 19 - 19, 19 - 27)

Scoring by 5 min intervals:

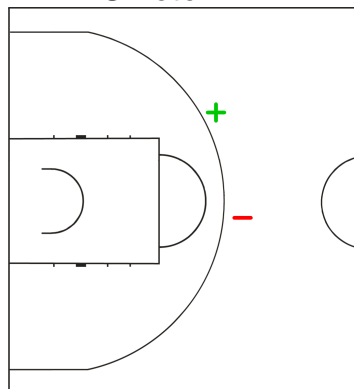
	Q1		Q2		Q3		Q4	
GER	8	19	22	32	46	51	59	70
USA	8	17	28	46	56	65	78	92

GER - Germany

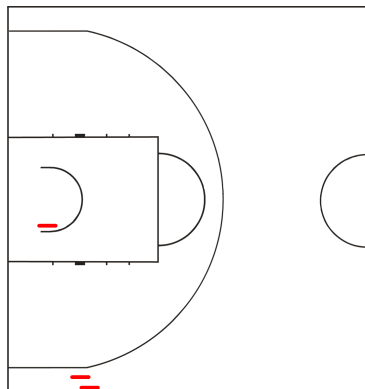
10 KRAMER Dennis



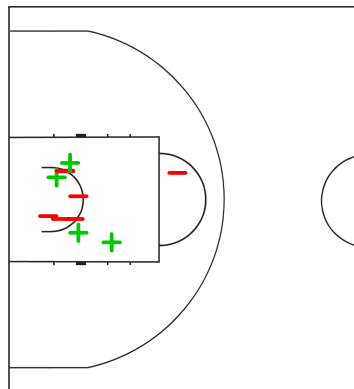
11 ZEIS Peter



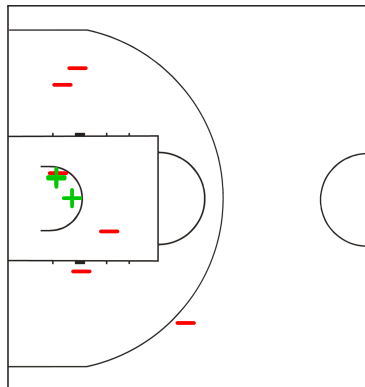
12 WENDT Ole



13 WOHLFARTH-BOTTERMANN Jonas



14 VOIGTMANN Johannes



LEGEND

+ Shot Made - Shot Missed



Game No: 79

Shot Chart
Схема бросков

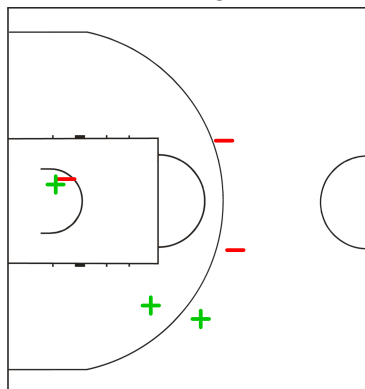
GER 70 vs 92 USA
(19 - 17, 13 - 29, 19 - 19, 19 - 27)

Scoring by 5 min intervals:

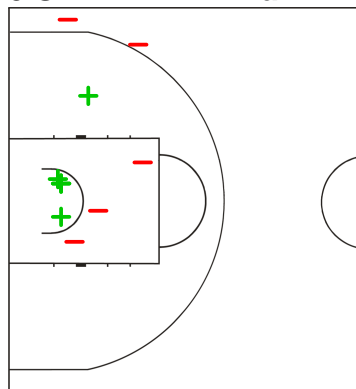
	Q1		Q2		Q3		Q4	
GER	8	19	22	32	46	51	59	70
USA	8	17	28	46	56	65	78	92

USA - United States

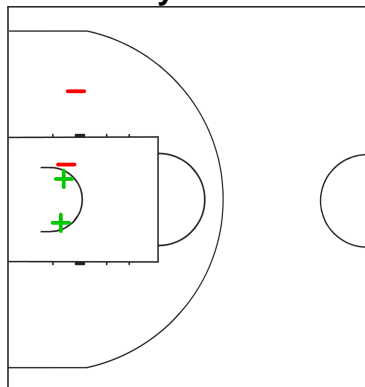
4 FERRELL Kevin



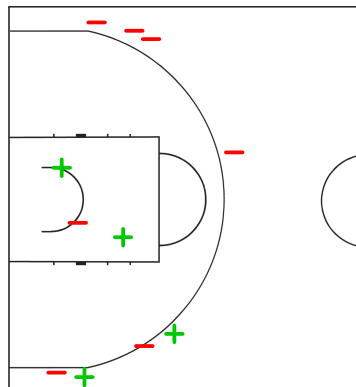
5 SHEEHEY William



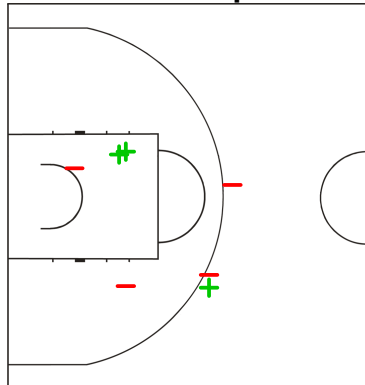
6 HAWS Tyler



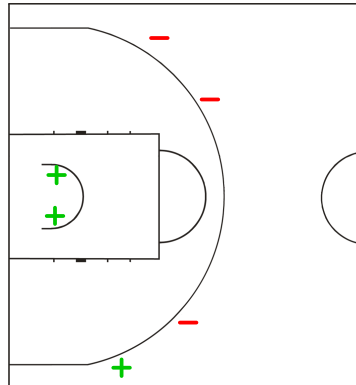
7 HANCOCK Luke



8 DINWIDDIE Spencer



9 KILPATRICK Sean



LEGEND

+ Shot Made

-

Shot Missed

Timing and Results provided by TISSOT



Game No: 79

Shot Chart
Схема бросков

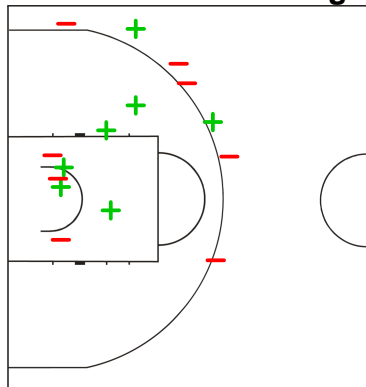
GER 70 vs 92 USA
(19 - 17, 13 - 29, 19 - 19, 19 - 27)

Scoring by 5 min intervals:

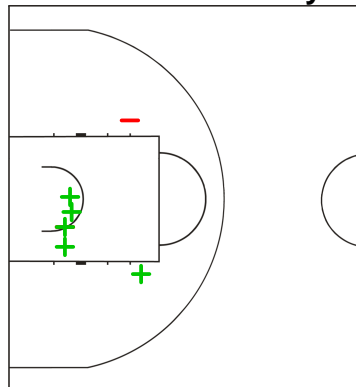
	Q1		Q2		Q3		Q4	
GER	8	19	22	32	46	51	59	70
USA	8	17	28	46	56	65	78	92

USA - United States

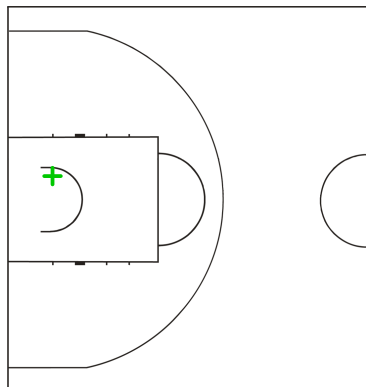
11 MCDERMOTT Douglas



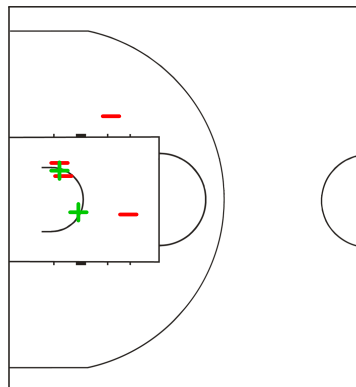
12 JEFFERSON Cory



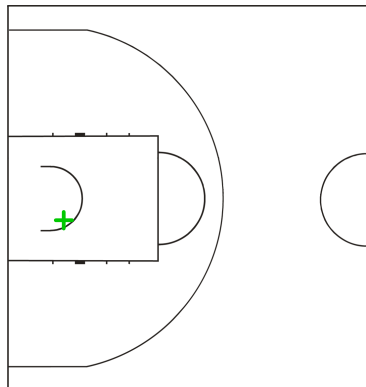
13 WHITE Aaron



14 PAYNE Adreian



15 KIRK Alex



LEGEND

+ Shot Made

- Shot Missed

Timing and Results provided by TISSOT



Game No: 79

Lineup Analysis

Анализ

GER 70 vs 92 USA

GER

Lineup efficiency

7	KLEIN K	8	SCHMIDT S	9	MOENNINGHOFF M	12	WENDT O	13	WOHLFARTH-BOTTERMA	6:17
5	JOENKE T	7	KLEIN K	8	SCHMIDT S	9	MOENNINGHOFF M	13	WOHLFARTH-BOTTERMA	5:44
6	KOCH F	7	KLEIN K	8	SCHMIDT S	9	MOENNINGHOFF M	14	VOIGTMANN J	5:34
4	CANTY A	5	JOENKE T	10	KRAMER D	14	VOIGTMANN J	15	ZIEGENHAGEN M	4:03
4	CANTY A	7	KLEIN K	10	KRAMER D	11	ZEIS P	14	VOIGTMANN J	3:06
4	CANTY A	5	JOENKE T	11	ZEIS P	13	WOHLFARTH-BOTTERMA	14	VOIGTMANN J	2:48
4	CANTY A	7	KLEIN K	11	ZEIS P	13	WOHLFARTH-BOTTERMA	14	VOIGTMANN J	2:42
4	CANTY A	7	KLEIN K	10	KRAMER D	12	WENDT O	14	VOIGTMANN J	2:27
4	CANTY A	5	JOENKE T	7	KLEIN K	11	ZEIS P	14	VOIGTMANN J	2:09
4	CANTY A	7	KLEIN K	9	MOENNINGHOFF M	11	ZEIS P	13	WOHLFARTH-BOTTERMA	1:20
4	CANTY A	5	JOENKE T	8	SCHMIDT S	9	MOENNINGHOFF M	13	WOHLFARTH-BOTTERMA	1:02
4	CANTY A	7	KLEIN K	10	KRAMER D	12	WENDT O	13	WOHLFARTH-BOTTERMA	0:47
4	CANTY A	5	JOENKE T	9	MOENNINGHOFF M	11	ZEIS P	14	VOIGTMANN J	0:40
6	KOCH F	7	KLEIN K	8	SCHMIDT S	9	MOENNINGHOFF M	13	WOHLFARTH-BOTTERMA	0:32
4	CANTY A	7	KLEIN K	8	SCHMIDT S	12	WENDT O	13	WOHLFARTH-BOTTERMA	0:29
4	CANTY A	7	KLEIN K	10	KRAMER D	14	VOIGTMANN J	15	ZIEGENHAGEN M	0:09
4	CANTY A	6	KOCH F	8	SCHMIDT S	9	MOENNINGHOFF M	14	VOIGTMANN J	0:07
4	CANTY A	7	KLEIN K	8	SCHMIDT S	9	MOENNINGHOFF M	13	WOHLFARTH-BOTTERMA	0:04

Score development

4	CANTY A	5	JOENKE T	7	KLEIN K	11	ZEIS P	14	VOIGTMANN J	2:09	+3
4	CANTY A	5	JOENKE T	8	SCHMIDT S	9	MOENNINGHOFF M	13	WOHLFARTH-BOTTERMA	1:02	+2
4	CANTY A	7	KLEIN K	9	MOENNINGHOFF M	11	ZEIS P	13	WOHLFARTH-BOTTERMA	1:20	+1
4	CANTY A	5	JOENKE T	11	ZEIS P	13	WOHLFARTH-BOTTERMA	14	VOIGTMANN J	2:48	+1
4	CANTY A	7	KLEIN K	10	KRAMER D	11	ZEIS P	14	VOIGTMANN J	3:06	+1
4	CANTY A	7	KLEIN K	8	SCHMIDT S	9	MOENNINGHOFF M	13	WOHLFARTH-BOTTERMA	0:04	0
4	CANTY A	6	KOCH F	8	SCHMIDT S	9	MOENNINGHOFF M	14	VOIGTMANN J	0:07	0
4	CANTY A	7	KLEIN K	10	KRAMER D	14	VOIGTMANN J	15	ZIEGENHAGEN M	0:09	0
5	JOENKE T	7	KLEIN K	8	SCHMIDT S	9	MOENNINGHOFF M	13	WOHLFARTH-BOTTERMA	5:44	-1
7	KLEIN K	8	SCHMIDT S	9	MOENNINGHOFF M	12	WENDT O	13	WOHLFARTH-BOTTERMA	6:17	0
4	CANTY A	7	KLEIN K	8	SCHMIDT S	12	WENDT O	13	WOHLFARTH-BOTTERMA	0:29	-2
6	KOCH F	7	KLEIN K	8	SCHMIDT S	9	MOENNINGHOFF M	13	WOHLFARTH-BOTTERMA	0:32	-2
4	CANTY A	7	KLEIN K	10	KRAMER D	12	WENDT O	14	VOIGTMANN J	2:27	-3
4	CANTY A	5	JOENKE T	9	MOENNINGHOFF M	11	ZEIS P	14	VOIGTMANN J	0:40	-4
4	CANTY A	7	KLEIN K	10	KRAMER D	12	WENDT O	13	WOHLFARTH-BOTTERMA	0:47	-4
4	CANTY A	7	KLEIN K	11	ZEIS P	13	WOHLFARTH-BOTTERMA	14	VOIGTMANN J	2:42	-4
4	CANTY A	5	JOENKE T	10	KRAMER D	14	VOIGTMANN J	15	ZIEGENHAGEN M	4:03	-5
6	KOCH F	7	KLEIN K	8	SCHMIDT S	9	MOENNINGHOFF M	14	VOIGTMANN J	5:34	-5



Game No: 79

Lineup Analysis

Анализ

USA

Lineup efficiency


5	SHEEHEY W	7	HANCOCK L	8	DINWIDDIE S	11	MCDERMOTT D	12	JEFFERSON C	13:53
5	SHEEHEY W	8	DINWIDDIE S	9	KILPATRICK S	11	MCDERMOTT D	14	PAYNE A	4:58
4	FERRELL K	6	HAWS T	7	HANCOCK L	13	WHITE A	15	KIRK A	3:00
5	SHEEHEY W	8	DINWIDDIE S	9	KILPATRICK S	11	MCDERMOTT D	12	JEFFERSON C	2:52
5	SHEEHEY W	7	HANCOCK L	8	DINWIDDIE S	13	WHITE A	15	KIRK A	2:18
4	FERRELL K	6	HAWS T	9	KILPATRICK S	13	WHITE A	15	KIRK A	2:13
6	HAWS T	7	HANCOCK L	9	KILPATRICK S	13	WHITE A	15	KIRK A	1:27
4	FERRELL K	6	HAWS T	7	HANCOCK L	13	WHITE A	14	PAYNE A	1:10
4	FERRELL K	6	HAWS T	9	KILPATRICK S	13	WHITE A	14	PAYNE A	1:06
6	HAWS T	8	DINWIDDIE S	9	KILPATRICK S	13	WHITE A	14	PAYNE A	1:02
5	SHEEHEY W	6	HAWS T	9	KILPATRICK S	13	WHITE A	14	PAYNE A	0:57
4	FERRELL K	5	SHEEHEY W	9	KILPATRICK S	13	WHITE A	14	PAYNE A	0:53
5	SHEEHEY W	6	HAWS T	8	DINWIDDIE S	13	WHITE A	15	KIRK A	0:51
4	FERRELL K	6	HAWS T	9	KILPATRICK S	11	MCDERMOTT D	14	PAYNE A	0:48
6	HAWS T	8	DINWIDDIE S	9	KILPATRICK S	11	MCDERMOTT D	14	PAYNE A	0:37
6	HAWS T	8	DINWIDDIE S	9	KILPATRICK S	11	MCDERMOTT D	12	JEFFERSON C	0:36
5	SHEEHEY W	7	HANCOCK L	8	DINWIDDIE S	9	KILPATRICK S	12	JEFFERSON C	0:25
4	FERRELL K	5	SHEEHEY W	6	HAWS T	13	WHITE A	14	PAYNE A	0:24
6	HAWS T	7	HANCOCK L	9	KILPATRICK S	12	JEFFERSON C	13	WHITE A	0:17
5	SHEEHEY W	7	HANCOCK L	8	DINWIDDIE S	11	MCDERMOTT D	14	PAYNE A	0:07
5	SHEEHEY W	6	HAWS T	9	KILPATRICK S	12	JEFFERSON C	13	WHITE A	0:06

Score development

5	SHEEHEY W	8	DINWIDDIE S	9	KILPATRICK S	11	MCDERMOTT D	12	JEFFERSON C	2:52	+8
5	SHEEHEY W	7	HANCOCK L	8	DINWIDDIE S	13	WHITE A	15	KIRK A	2:18	+5
4	FERRELL K	6	HAWS T	9	KILPATRICK S	13	WHITE A	14	PAYNE A	1:06	+4
6	HAWS T	7	HANCOCK L	9	KILPATRICK S	13	WHITE A	15	KIRK A	1:27	+4
5	SHEEHEY W	7	HANCOCK L	8	DINWIDDIE S	11	MCDERMOTT D	12	JEFFERSON C	13:53	+4
5	SHEEHEY W	8	DINWIDDIE S	9	KILPATRICK S	11	MCDERMOTT D	14	PAYNE A	4:58	+3
4	FERRELL K	6	HAWS T	9	KILPATRICK S	11	MCDERMOTT D	14	PAYNE A	0:48	+2
4	FERRELL K	6	HAWS T	9	KILPATRICK S	13	WHITE A	15	KIRK A	2:13	+2
6	HAWS T	7	HANCOCK L	9	KILPATRICK S	12	JEFFERSON C	13	WHITE A	0:17	+1
6	HAWS T	8	DINWIDDIE S	9	KILPATRICK S	11	MCDERMOTT D	14	PAYNE A	0:37	+1
5	SHEEHEY W	6	HAWS T	9	KILPATRICK S	12	JEFFERSON C	13	WHITE A	0:06	0
5	SHEEHEY W	7	HANCOCK L	8	DINWIDDIE S	11	MCDERMOTT D	14	PAYNE A	0:07	0
4	FERRELL K	5	SHEEHEY W	6	HAWS T	13	WHITE A	14	PAYNE A	0:24	-1
5	SHEEHEY W	7	HANCOCK L	8	DINWIDDIE S	9	KILPATRICK S	12	JEFFERSON C	0:25	0
5	SHEEHEY W	6	HAWS T	8	DINWIDDIE S	13	WHITE A	15	KIRK A	0:51	0
4	FERRELL K	5	SHEEHEY W	9	KILPATRICK S	13	WHITE A	14	PAYNE A	0:53	-1
6	HAWS T	8	DINWIDDIE S	9	KILPATRICK S	11	MCDERMOTT D	12	JEFFERSON C	0:36	-2
5	SHEEHEY W	6	HAWS T	9	KILPATRICK S	13	WHITE A	14	PAYNE A	0:57	-2
6	HAWS T	8	DINWIDDIE S	9	KILPATRICK S	13	WHITE A	14	PAYNE A	1:02	-2
4	FERRELL K	6	HAWS T	7	HANCOCK L	13	WHITE A	14	PAYNE A	1:10	-2
4	FERRELL K	6	HAWS T	7	HANCOCK L	13	WHITE A	15	KIRK A	3:00	-2

LEGEND

+ Shot Made - Shot Missed

Timing and Results provided by  TISSOT



Game No: 80

Start List

Стартовый список

MEX vs FIN

Referee: MILLS Tim (AUS)

Umpire: MATSUMOTO Kihamu (JPN) / ALBLOUSHI Hussain (UAE)

MEX - Mexico

No.	Name	Pos	Height m / ft in	Age	Current Games Statistics						
					PPG	FG%	3FG%	FT%	RPG	APG	MPG (GP)
4	JAIMES Fabian		1.98/6'6"	20	12.6	61		70	8.8	1.2	27:18 (5)
5	CALATAYUD Ricardo	G	1.82/6'0"	21	11.4	41	25	80	2.8	2.2	23:16 (5)
6	GARAY Alejandro	F	1.96/6'5"	20	5.0	38	30	50	1.0	0.8	12:51 (4)
7	CHEDA Mauricio	F	1.97/6'6"	23	4.4	43	33	60	1.8	1.6	11:04 (5)
8	NOLASCO Israel	C	2.07/6'9"	23	5.2	48		25	4.8	0.2	14:47 (5)
9	RAMIREZ Juan		1.95/6'5"	22	7.6	37	11	90	2.2	2.2	24:45 (5)
10	SANTANA Pablo		1.83/6'0"	22	4.2	38	0	50	2.6	3.8	15:31 (5)
11	GRACIA Ivan	G	1.79/5'10"	24	3.2	38	27	50	0.6	1.2	8:39 (5)
12	GIRON Daniel		1.91/6'3"	23	6.5	57	17	33	3.0	1.3	15:27 (4)
13	BENITEZ Fernando		2.04/6'8"	24	11.8	60		33	5.4	0.4	20:04 (5)
14	GUTIERREZ Jose		2.06/6'9"	20	3.4	47		17	4.2	0.6	8:49 (5)
15	FELIX Jesus		1.94/6'4"	22	7.8	37	39	44	2.2	1.2	23:05 (5)
Team			1.94/6'4"	22.0	70.7	46	26	56	36.0	13.5	
Coach		CENICEROS Javier									
Assistant Coach		SANTOS Hector									

MEX Played		
PR	JPN	83 - 71
PR	MGL	108 - 54
PR	SRB	48 - 100
PR	ROU	67 - 76
PR	PHI	20 - 0
Q9	KOR	98 - 70


FIN - Finland

No.	Name	Pos	Height m / ft in	Age	Current Games Statistics						
					PPG	FG%	3FG%	FT%	RPG	APG	MPG (GP)
4	NIEMI Jesse	F	1.94/6'4"	23	6.3	42	24	60	3.8	0.5	19:51 (6)
5	SANDBERG Mikael	C	2.10/6'11"	22	4.2	42	40	17	6.3	1.2	19:29 (6)
6	OJALA Matias	F	1.97/6'6"	23	3.7	35	44	67	1.7	0.5	8:24 (6)
7	NUUTINEN Matti	F	2.00/6'7"	23	0.0				0.0	0.0	0:00 (0)
8	MOLENIUS Markus	F	2.02/6'8"	21	4.0	26	26	75	2.3	0.0	13:07 (6)
9	IKAVALKO Sami	F	1.87/6'2"	23	3.0	50	60	83	1.3	0.8	10:25 (6)
10	LINDBOM Carl	F	2.06/6'9"	21	10.5	34	41	62	4.2	0.3	23:14 (6)
11	LEHTORANTA Juho	F	1.95/6'5"	24	8.2	49	39	100	3.7	1.5	20:25 (6)
12	TOIVONEN Lauri	C	2.00/6'7"	22	4.7	50		0	4.7	0.3	15:59 (6)
13	VAENERBERG Alex	F	1.82/6'0"	20	1.8	28	14	0	1.5	1.5	13:01 (6)
14	AHONEN Roope	F	1.84/6'0"	23	12.3	42	31	100	2.5	3.3	27:38 (6)
15	NIKKARINEN Antto	F	1.83/6'0"	22	9.7	35	32	44	1.7	4.8	28:22 (6)
Team			1.95/6'5"	22.3	68.3	39	34	62	36.8	14.8	

FIN Played		
PR	CHI	71 - 52
PR	BRA	65 - 75
PR	NOR	60 - 55
PR	CHN	93 - 64
PR	LTU	51 - 70
Q9	CZE	70 - 52

LEGEND

(1)	Point Guard	(2)	Shooting Guard	(3)	Small Forward	(4)	Power Forward	(5)	Centre
(C)	Captain	3FG%	3 Points Field Goals %	APG	Assists per Game	C	Centre	F	Forward
FG%	Field Goals %	FT%	Free Throws %	G	Guard	GP	Games Played	MPG	Minutes Played per Game
Pos	Playing Position	PPG	Points per Game	PR	Preliminary Round	RPG	Rebounds per Game		

Timing and Results provided by  TISSOT



Game No: 80

Results
Результаты

Attendance: 468

Match Duration: 1:32

MEX 70 vs 82 FIN
(17:18, 13:21, 21:22, 19:21)

Referee: MILLS Tim (AUS) Commissioner:
Umpire: MATSUMOTO Kihamu (JPN) / ALBLOUSHI Hussain (UAE)

Scoring by 5 min intervals:	MEX	Q1		Q2		Q3		Q4	
		11	17	26	30	38	51	59	70
	FIN	8	18	31	39	54	61	71	82

MEX - Mexico

No.	Name	MIN	Field Goals		2 Points		3 Points		Free Throws		Rebounds			AS	TO	ST	BS	PF	FD	PTS
			M/A	%	M/A	%	M/A	%	M/A	%	OR	DR	TOT							
*4	JAIMES Fabian	33:54	6/10	60	6/9	67	0/1	0	0/0	0	3	5	8	1	1	1	1	2	1	12
*5	CALATAYUD Ricardo	25:58	4/11	36	0/2	0	4/9	44	0/2	0	0	3	3	4	3	1	0	3	4	12
6	GARAY Alejandro	2:35	0/2	0	0/0	0	0/2	0	0/0	0	0	0	0	0	0	2	0	0	0	0
7	CHEDA Mauricio	6:06	0/1	0	0/1	0	0/0	0	0/0	0	0	0	0	1	2	1	0	1	0	0
*8	NOLASCO Israel	10:14	2/2	100	2/2	100	0/0	0	0/0	0	0	1	1	0	2	0	0	3	0	4
*9	RAMIREZ Juan	33:05	4/8	50	3/6	50	1/2	50	0/0	0	1	1	2	2	1	0	0	0	1	9
10	SANTANA Pablo	11:53	1/2	50	1/2	50	0/0	0	0/0	0	0	0	0	0	3	1	0	3	0	2
11	GRACIA Ivan	10:29	0/0	0	0/0	0	0/0	0	0/0	0	0	1	1	0	2	0	0	3	0	0
12	GIRON Daniel	11:42	0/1	0	0/0	0	0/1	0	0/0	0	1	3	4	2	0	0	1	0	0	0
13	BENITEZ Fernando	26:45	7/12	58	7/12	58	0/0	0	4/5	80	2	5	7	1	2	0	1	2	4	18
14	GUTIERREZ Jose	3:01	2/3	67	2/3	67	0/0	0	2/2	100	1	1	2	0	0	0	0	0	2	6
*15	FELIX Jesus	24:18	2/6	33	1/2	50	1/4	25	2/2	100	1	0	1	3	0	0	0	0	2	7
Team / Coach												3	1	4						
Totals			28/58	48	22/39	56	6/19	32	8/11	73	12	21	33	14	17	6	3	17	14	70
Coach		CENICEROS Javier																		
Assistant Coach		SANTOS Hector																		

FIN - Finland

No.	Name	MIN	Field Goals		2 Points		3 Points		Free Throws		Rebounds			AS	TO	ST	BS	PF	FD	PTS
			M/A	%	M/A	%	M/A	%	M/A	%	OR	DR	TOT							
4	NIEMI Jesse	23:56	3/6	50	1/1	100	2/5	40	0/0	0	0	2	2	0	0	2	0	2	2	8
*5	SANDBERG Mikael	21:00	1/6	17	1/2	50	0/4	0	1/2	50	2	3	5	2	1	0	1	3	4	3
6	OJALA Matias	6:14	1/2	50	0/0	0	1/2	50	0/0	0	0	1	1	0	0	1	0	1	0	3
7	NUUTINEN Matti	0:00	0/0	0	0/0	0	0/0	0	0/0	0	0	0	0	0	0	0	0	0	0	0
8	MOLENIUS Markus	11:37	3/5	60	0/0	0	3/5	60	0/0	0	0	1	1	0	2	0	0	2	0	9
9	IKAVALKO Sami	7:55	0/3	0	0/1	0	0/2	0	0/0	0	0	1	1	1	2	0	0	0	0	0
*10	LINDBOM Carl	22:09	7/12	58	2/3	67	5/9	56	1/1	100	2	1	3	2	1	0	0	0	1	20
*11	LEHTORANTA Juho	16:04	0/4	0	0/1	0	0/3	0	3/4	75	0	1	1	1	0	1	0	2	2	3
12	TOIVONEN Lauri	19:00	0/1	0	0/1	0	0/0	0	6/8	75	2	3	5	1	0	0	0	1	4	6
13	VAENERBERG Alex	14:33	3/5	60	3/4	75	0/1	0	0/0	0	1	0	1	3	1	0	0	1	1	6
*14	AHONEN Roope	29:08	5/11	45	2/4	50	3/7	43	0/0	0	1	1	2	4	3	0	0	0	1	13
*15	NIKKARINEN Antto	28:24	4/6	67	1/2	50	3/4	75	0/0	0	1	1	2	5	1	1	0	2	2	11
Team / Coach											1	4	5		0					
Totals			27/61	44	10/19	53	17/42	40	11/15	73	10	19	29	19	11	5	1	14	17	82

	MEX	FIN
Points from Turnovers	10	22
Points in the Paint	40	16
Second Chance Points	15	15
Fast Break Points	2	0
Biggest Lead	5	19
Biggest Scoring Run	6-0 (48-58)	9-0 (61-80)
Lead Changes	5	
Times Tied	4	

LEGEND			
%	Shooting Percentage	(C)	Captain
BS	Blocked Shots	DR	Defensive Rebounds
OR	Offensive Rebounds	OTx	Overtime
S	Suspended	ST	Steals
(I)	Injured	FD	Fouls Drawn
		PF	Fouls
		TO	Turnovers
*	Starters	M/A	Made / Attempts
		PTS	Points
		TOT	Total Rebounds
AS	Assists	MIN	Minutes Played
		Qx	Quarter Time

Timing and Results provided by TISSOT



Game No: 80

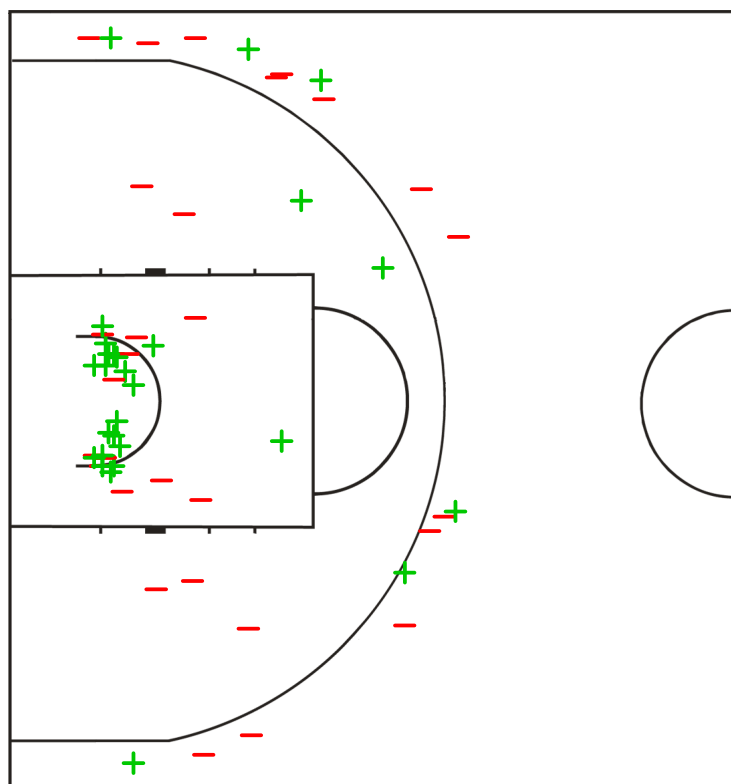
Shot Chart
Схема бросков

MEX 70 vs 82 FIN
(17 - 18, 13 - 21, 21 - 22, 19 - 21)

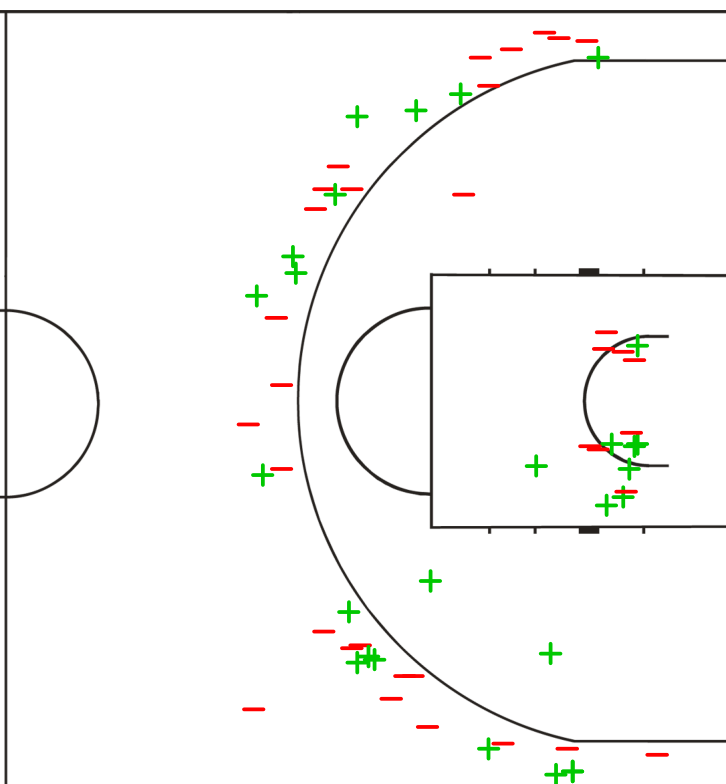
Scoring by 5 min intervals:

	Q1		Q2		Q3		Q4	
MEX	11	17	26	30	38	51	59	70
FIN	8	18	31	39	54	61	71	82

MEX - Mexico



FIN - Finland



LEGEND	
+	Shot Made
-	Shot Missed

Timing and Results provided by **TISSOT**



Game No: 80

Shot Chart
Схема бросков

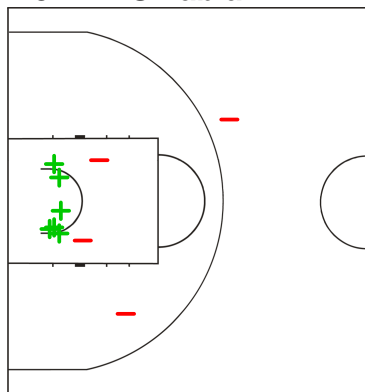
MEX 70 vs 82 FIN
(17 - 18, 13 - 21, 21 - 22, 19 - 21)

Scoring by 5 min intervals:

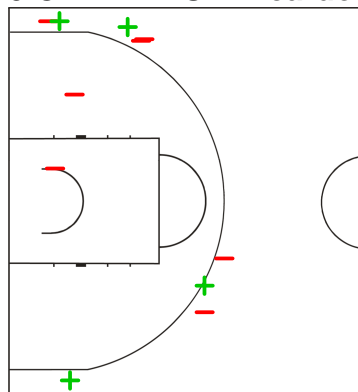
	Q1		Q2		Q3		Q4	
MEX	11	17	26	30	38	51	59	70
FIN	8	18	31	39	54	61	71	82

MEX - Mexico

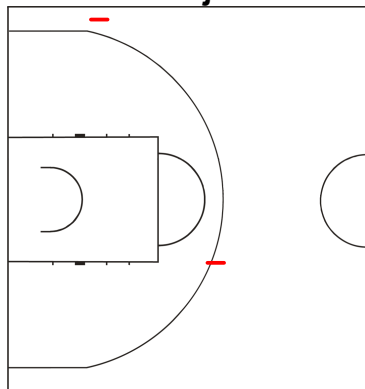
4 JAIMES Fabian



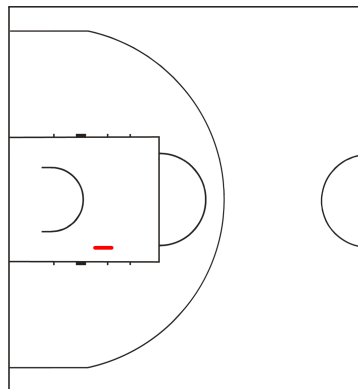
5 CALATAYUD Ricardo



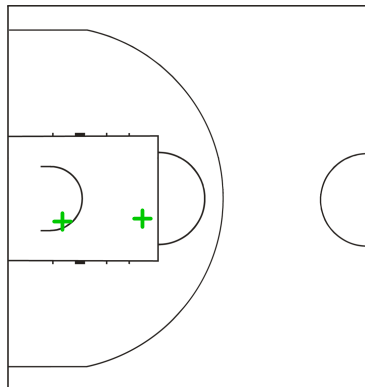
6 GARAY Alejandro



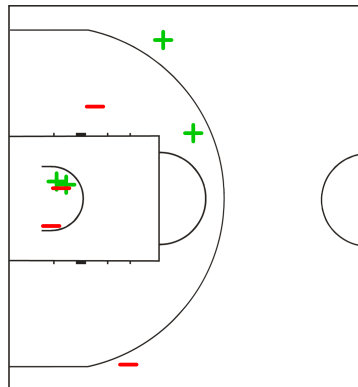
7 CHEDA Mauricio



8 NOLASCO Israel



9 RAMIREZ Juan



LEGEND

+ Shot Made

-

Shot Missed

Timing and Results provided by TISSOT



Game No: 80

Shot Chart
Схема бросков

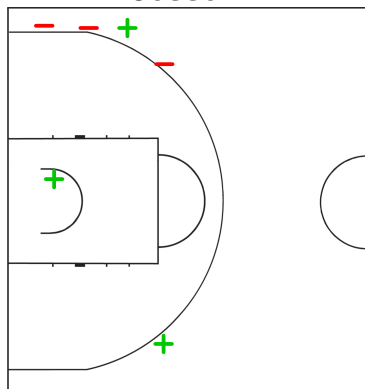
MEX 70 vs 82 FIN
(17 - 18, 13 - 21, 21 - 22, 19 - 21)

Scoring by 5 min intervals:

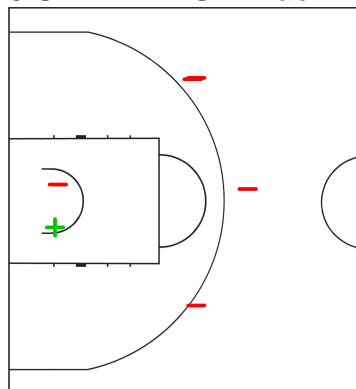
	Q1		Q2		Q3		Q4	
MEX	11	17	26	30	38	51	59	70
FIN	8	18	31	39	54	61	71	82

FIN - Finland

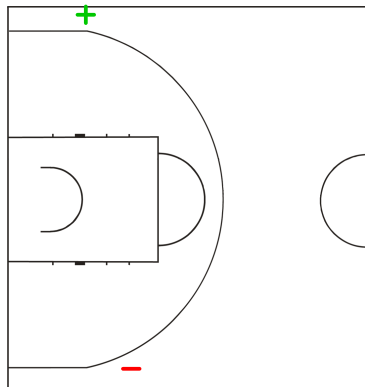
4 NIEMI Jesse



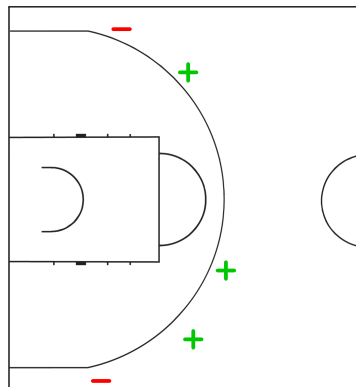
5 SANDBERG Mikael



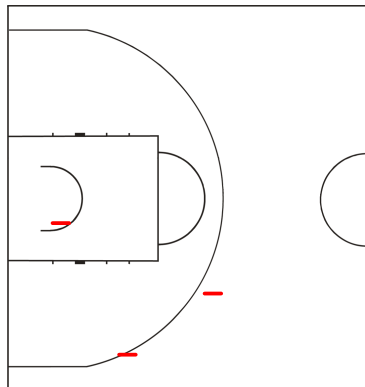
6 OJALA Matias



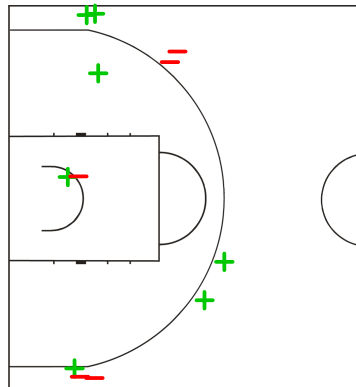
8 MOLENIUS Markus



9 IKAVALKO Sami



10 LINDBOM Carl



LEGEND

+ Shot Made

-

Shot Missed

Timing and Results provided by **TISSOT**



Game No: 80

Shot Chart

Схема бросков

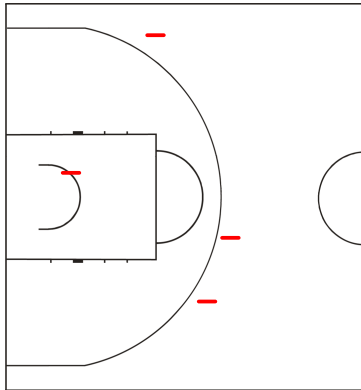
MEX 70 vs 82 FIN

(17 - 18, 13 - 21, 21 - 22, 19 - 21)

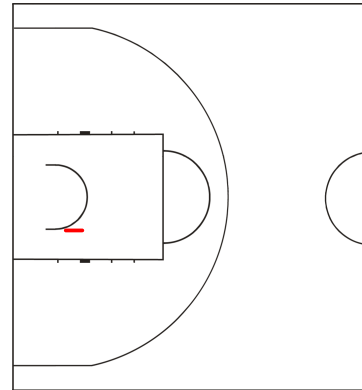
Scoring by 5 min intervals:		Q1		Q2		Q3		Q4	
MEX		11	17	26	30	38	51	59	70
FIN		8	18	31	39	54	61	71	82

FIN - Finland

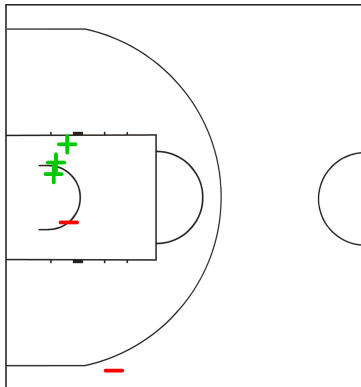
11 LEHTORANTA Juhu



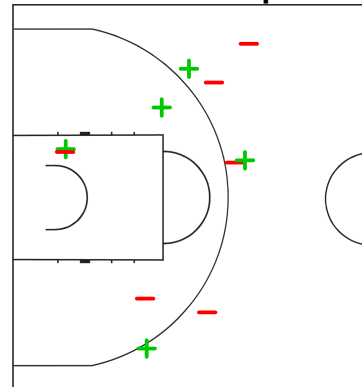
12 TOIVONEN Lauri



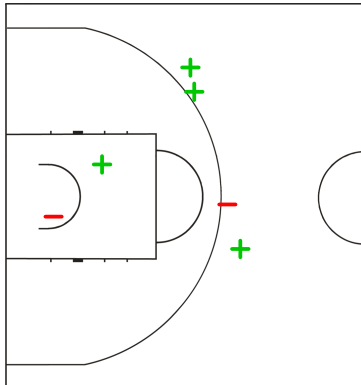
13 VAENERBERG Alex



14 AHONEN Roope



15 NIKKARINEN Antto



LEGEND

+ Shot Made

- Shot Missed

Timing and Results provided by TISSOT



Game No: 80

Lineup Analysis

Анализ

MEX 70 vs 82 FIN

MEX

Lineup efficiency

4	JAIMES F	5	CALATAYUD R	8	NOLASCO I	9	RAMIREZ J	15	FELIX J	6:40
4	JAIMES F	5	CALATAYUD R	10	SANTANA P	13	BENITEZ F	15	FELIX J	4:20
4	JAIMES F	9	RAMIREZ J	11	GRACIA I	13	BENITEZ F	15	FELIX J	4:14
4	JAIMES F	5	CALATAYUD R	9	RAMIREZ J	10	SANTANA P	13	BENITEZ F	4:00
4	JAIMES F	5	CALATAYUD R	9	RAMIREZ J	13	BENITEZ F	15	FELIX J	3:59
4	JAIMES F	9	RAMIREZ J	11	GRACIA I	12	GIRON D	13	BENITEZ F	3:40
4	JAIMES F	5	CALATAYUD R	9	RAMIREZ J	12	GIRON D	13	BENITEZ F	2:55
4	JAIMES F	9	RAMIREZ J	10	SANTANA P	13	BENITEZ F	15	FELIX J	2:17
6	GARAY A	7	CHEDA M	11	GRACIA I	14	GUTIERREZ J	15	FELIX J	2:15
5	CALATAYUD R	7	CHEDA M	8	NOLASCO I	9	RAMIREZ J	12	GIRON D	1:47
4	JAIMES F	5	CALATAYUD R	8	NOLASCO I	9	RAMIREZ J	12	GIRON D	1:31
7	CHEDA M	9	RAMIREZ J	10	SANTANA P	12	GIRON D	13	BENITEZ F	1:00
5	CALATAYUD R	7	CHEDA M	9	RAMIREZ J	12	GIRON D	14	GUTIERREZ J	0:46
6	GARAY A	7	CHEDA M	11	GRACIA I	13	BENITEZ F	15	FELIX J	0:17
4	JAIMES F	8	NOLASCO I	9	RAMIREZ J	10	SANTANA P	15	FELIX J	0:16
4	JAIMES F	6	GARAY A	11	GRACIA I	12	GIRON D	13	BENITEZ F	0:02
6	GARAY A	7	CHEDA M	11	GRACIA I	12	GIRON D	13	BENITEZ F	0:01

Score development

4	JAIMES F	5	CALATAYUD R	8	NOLASCO I	9	RAMIREZ J	15	FELIX J	6:40	+10
4	JAIMES F	9	RAMIREZ J	11	GRACIA I	12	GIRON D	13	BENITEZ F	3:40	+5
6	GARAY A	7	CHEDA M	11	GRACIA I	14	GUTIERREZ J	15	FELIX J	2:15	+4
6	GARAY A	7	CHEDA M	11	GRACIA I	13	BENITEZ F	15	FELIX J	0:17	+2
7	CHEDA M	9	RAMIREZ J	10	SANTANA P	12	GIRON D	13	BENITEZ F	1:00	+1
6	GARAY A	7	CHEDA M	11	GRACIA I	12	GIRON D	13	BENITEZ F	0:01	0
4	JAIMES F	6	GARAY A	11	GRACIA I	12	GIRON D	13	BENITEZ F	0:02	0
4	JAIMES F	8	NOLASCO I	9	RAMIREZ J	10	SANTANA P	15	FELIX J	0:16	-1
4	JAIMES F	9	RAMIREZ J	11	GRACIA I	13	BENITEZ F	15	FELIX J	4:14	-1
5	CALATAYUD R	7	CHEDA M	9	RAMIREZ J	12	GIRON D	14	GUTIERREZ J	0:46	-2
5	CALATAYUD R	7	CHEDA M	8	NOLASCO I	9	RAMIREZ J	12	GIRON D	1:47	-2
4	JAIMES F	9	RAMIREZ J	10	SANTANA P	13	BENITEZ F	15	FELIX J	2:17	-3
4	JAIMES F	5	CALATAYUD R	9	RAMIREZ J	13	BENITEZ F	15	FELIX J	3:59	-3
4	JAIMES F	5	CALATAYUD R	9	RAMIREZ J	10	SANTANA P	13	BENITEZ F	4:00	-3
4	JAIMES F	5	CALATAYUD R	10	SANTANA P	13	BENITEZ F	15	FELIX J	4:20	-4
4	JAIMES F	5	CALATAYUD R	8	NOLASCO I	9	RAMIREZ J	12	GIRON D	1:31	-6
4	JAIMES F	5	CALATAYUD R	9	RAMIREZ J	12	GIRON D	13	BENITEZ F	2:55	-10



Game No: 80

Lineup Analysis

Анализ

FIN

Lineup efficiency


5	SANDBERG M	10	LINDBOM C	11	LEHTORANTA J	14	AHONEN R	15	NIKKARINEN A	14:37
4	NIEMI J	10	LINDBOM C	12	TOIVONEN L	14	AHONEN R	15	NIKKARINEN A	5:25
4	NIEMI J	8	MOLENIUS M	9	IKAVALKO S	12	TOIVONEN L	14	AHONEN R	2:33
4	NIEMI J	5	SANDBERG M	6	OJALA M	13	VAENERBERG A	14	AHONEN R	2:24
4	NIEMI J	8	MOLENIUS M	12	TOIVONEN L	13	VAENERBERG A	15	NIKKARINEN A	2:21
4	NIEMI J	8	MOLENIUS M	9	IKAVALKO S	12	TOIVONEN L	13	VAENERBERG A	2:15
4	NIEMI J	8	MOLENIUS M	12	TOIVONEN L	13	VAENERBERG A	14	AHONEN R	1:41
4	NIEMI J	6	OJALA M	12	TOIVONEN L	13	VAENERBERG A	14	AHONEN R	1:39
4	NIEMI J	8	MOLENIUS M	9	IKAVALKO S	12	TOIVONEN L	15	NIKKARINEN A	1:29
5	SANDBERG M	8	MOLENIUS M	9	IKAVALKO S	11	LEHTORANTA J	15	NIKKARINEN A	1:18
4	NIEMI J	5	SANDBERG M	6	OJALA M	13	VAENERBERG A	15	NIKKARINEN A	1:10
4	NIEMI J	5	SANDBERG M	10	LINDBOM C	13	VAENERBERG A	15	NIKKARINEN A	0:42
4	NIEMI J	6	OJALA M	12	TOIVONEN L	13	VAENERBERG A	15	NIKKARINEN A	0:41
4	NIEMI J	10	LINDBOM C	12	TOIVONEN L	13	VAENERBERG A	15	NIKKARINEN A	0:36
4	NIEMI J	5	SANDBERG M	10	LINDBOM C	13	VAENERBERG A	14	AHONEN R	0:35
4	NIEMI J	6	OJALA M	9	IKAVALKO S	12	TOIVONEN L	13	VAENERBERG A	0:20
5	SANDBERG M	10	LINDBOM C	11	LEHTORANTA J	13	VAENERBERG A	14	AHONEN R	0:09
4	NIEMI J	5	SANDBERG M	10	LINDBOM C	14	AHONEN R	15	NIKKARINEN A	0:05

Score development

5	SANDBERG M	8	MOLENIUS M	9	IKAVALKO S	11	LEHTORANTA J	15	NIKKARINEN A	1:18	+9
4	NIEMI J	6	OJALA M	12	TOIVONEN L	13	VAENERBERG A	14	AHONEN R	1:39	+6
4	NIEMI J	5	SANDBERG M	10	LINDBOM C	13	VAENERBERG A	14	AHONEN R	0:35	+4
4	NIEMI J	8	MOLENIUS M	9	IKAVALKO S	12	TOIVONEN L	14	AHONEN R	2:33	+4
4	NIEMI J	5	SANDBERG M	6	OJALA M	13	VAENERBERG A	14	AHONEN R	2:24	+3
4	NIEMI J	5	SANDBERG M	10	LINDBOM C	13	VAENERBERG A	15	NIKKARINEN A	0:42	+2
4	NIEMI J	5	SANDBERG M	6	OJALA M	13	VAENERBERG A	15	NIKKARINEN A	1:10	+1
4	NIEMI J	8	MOLENIUS M	9	IKAVALKO S	12	TOIVONEN L	15	NIKKARINEN A	1:29	+1
4	NIEMI J	5	SANDBERG M	10	LINDBOM C	14	AHONEN R	15	NIKKARINEN A	0:05	0
5	SANDBERG M	10	LINDBOM C	11	LEHTORANTA J	13	VAENERBERG A	14	AHONEN R	0:09	0
4	NIEMI J	10	LINDBOM C	12	TOIVONEN L	13	VAENERBERG A	15	NIKKARINEN A	0:36	0
4	NIEMI J	6	OJALA M	12	TOIVONEN L	13	VAENERBERG A	15	NIKKARINEN A	0:41	0
4	NIEMI J	8	MOLENIUS M	12	TOIVONEN L	13	VAENERBERG A	14	AHONEN R	1:41	-1
4	NIEMI J	8	MOLENIUS M	12	TOIVONEN L	13	VAENERBERG A	15	NIKKARINEN A	2:21	-1
4	NIEMI J	6	OJALA M	9	IKAVALKO S	12	TOIVONEN L	13	VAENERBERG A	0:20	-2
4	NIEMI J	10	LINDBOM C	12	TOIVONEN L	14	AHONEN R	15	NIKKARINEN A	5:25	-3
4	NIEMI J	8	MOLENIUS M	9	IKAVALKO S	12	TOIVONEN L	13	VAENERBERG A	2:15	-5
5	SANDBERG M	10	LINDBOM C	11	LEHTORANTA J	14	AHONEN R	15	NIKKARINEN A	14:37	-7

LEGEND

+ Shot Made - Shot Missed

Timing and Results provided by  TISSOT



Game No: 76

Start List

Стартовый список

SRB vs AUS

Referee: AYALA PEREZ Jose Juan (MEX)

Umpire: SHORT Thomas (USA) / SAREKOSKI Yrjo Johannes (FIN)

SRB - Serbia

No.	Name	Pos	Height m / ft in	Age	Current Games Statistics						
					PPG	FG%	3FG%	FT%	RPG	APG	MPG (GP)
4	DJOKIC Dejan		1.88/6'2"	23	10.8	52	33	91	2.0	3.4	22:09 (5)
5	JOVIC Stefan		1.95/6'5"	22	5.3	71	33		3.3	2.3	16:39 (4)
6	DIMIC Milos		1.95/6'5"	23	10.2	56	42	100	2.6	2.4	20:13 (5)
7	MALESEVIC Nikola		2.02/6'8"	23	6.6	39	38	73	3.2	1.4	16:08 (5)
8	DRENOVAC Dorde		1.94/6'4"	20	10.8	75	100	71	4.5	1.5	20:11 (4)
9	KALINIC Nikola		2.02/6'8"	21	6.6	30	0	70	6.0	2.6	23:31 (5)
10	ZIVANOVIC Stefan		1.96/6'5"	24	11.4	56	40	85	2.2	4.2	23:33 (5)
11	MAJSTOROVIC Dorde		2.11/6'11"	23	5.8	53		72	3.0	1.6	11:08 (5)
12	GAGIC Dorde		2.08/6'10"	22	9.6	53	0	73	5.6	0.6	14:51 (5)
13	SMILJANIC Ivan		1.99/6'6"	24	5.0	50	25	75	3.0	0.5	10:26 (2)
14	MARKOVIC Nikola		2.04/6'8"	24	12.2	67	56	40	5.4	2.2	18:30 (5)
15	BALABAN Darko		2.12/6'11"	23	8.2	63	0	25	4.8	0.8	16:15 (5)
Team			2.01/6'7"	22.7	83.5	54	35	76	38.3	18.7	
Coach		POPOVIC Oliver									
Assistant Coach		DOKIC Vladimir									

SRB Played

PR	MGL	110 - 56
PR	PHI	20 - 0
PR	MEX	100 - 48
PR	JPN	105 - 64
PR	ROU	78 - 53
QF	EST	88 - 43

AUS - Australia


No.	Name	Pos	Height m / ft in	Age	Current Games Statistics						
					PPG	FG%	3FG%	FT%	RPG	APG	MPG (GP)
4	NORTON Mitch	G	/	20	3.7	35	25	80	1.5	2.7	18:09 (6)
5	CADEE Jason	F	/	22	12.7	57	60	83	1.7	2.2	21:18 (6)
6	HADZIOMEROVIC Igor	F	/	21	4.5	48	40	25	3.0	1.5	12:43 (6)
7	ODIGIE Owen	F	/	20	2.3	55	0	50	2.2	1.5	12:03 (6)
8	BLANCHFIELD Todd	F	/	21	7.3	50	43	75	1.8	1.2	15:40 (6)
9	STEINDL Clint	C	/	24	10.0	51	56		1.7	1.0	18:14 (6)
10	BROEKHOFF Ryan	G	/	22	9.2	33	35	91	6.0	2.0	26:15 (5)
11	DUMOVIC Andrija	F	/	20	6.7	51		50	5.2	1.2	14:52 (6)
12	ELLIS Cody	F	/	23	9.7	43	26	74	3.5	1.2	20:45 (6)
13	YOUNG Mitch	F	/	22	9.7	51	50	64	5.2	3.0	20:44 (6)
14	BAIRSTOW Cameron	F	/	22	11.2	47	0	61	7.0	3.2	20:03 (6)
15	ANDRONICOS Matthew	F	/	21	3.3	100		100	2.3	1.0	7:07 (3)
Team			/	21.5	87.0	48	41	72	41.8	20.7	
Coach		LEMANIS Andrej									
Assistant Coach		DOWNER Michael					SHORT Rohan				

AUS Played

PR	CZE	85 - 57
PR	SWE	70 - 53
PR	CAN	83 - 92
PR	USA	93 - 84
PR	UAE	131 - 43
QF	LTU	60 - 55

LEGEND

(1)	Point Guard	(2)	Shooting Guard	(3)	Small Forward	(4)	Power Forward	(5)	Centre
(C)	Captain	3FG%	3 Points Field Goals %	APG	Assists per Game	C	Centre	F	Forward
FG%	Field Goals %	FT%	Free Throws %	G	Guard	GP	Games Played	MPG	Minutes Played per Game
Pos	Playing Position	PPG	Points per Game	PR	Preliminary Round	QF	Quarterfinal	RPG	Rebounds per Game
SF	Semifinal								

Timing and Results provided by  TISSOT



Game No: 76

Results
Результаты

Match Duration: 1:57

SRB 62 vs 65 AUS
(24:6, 13:15, 11:21, 14:23)

Referee: AYALA PEREZ Jose Juan (MEX) Commissioner:
Umpire: SHORT Thomas (USA) / SAREKOSKI Yrjo Johannes (FIN)

Scoring by 5 min intervals:	SRB	Q1		Q2		Q3		Q4	
		8	24	26	37	39	48	50	62
	AUS	6	6	14	21	25	42	56	65

SRB - Serbia

No.	Name	MIN	Field Goals		2 Points		3 Points		Free Throws		Rebounds			AS	TO	ST	BS	PF	FD	PTS
			M/A	%	M/A	%	M/A	%	M/A	%	OR	DR	TOT							
4	DJOKIC Dejan	6:53	1/1	100	1/1	100	0/0	0	0/0	0	0	1	1	0	1	0	0	1	1	2
*5	JOVIC Stefan	28:39	3/8	38	3/7	43	0/1	0	1/1	100	1	3	4	3	3	2	0	4	2	7
*6	DIMIC Milos	26:21	1/8	13	1/6	17	0/2	0	4/4	100	3	2	5	1	0	0	0	3	6	6
7	MALESEVIC Nikola	0:00	0/0	0	0/0	0	0/0	0	0/0	0	0	0	0	0	0	0	0	0	0	0
8	DRENOVAC Dorde	1:18	0/0	0	0/0	0	0/0	0	0/0	0	0	0	0	0	0	0	0	0	0	0
*9	KALINIC Nikola	26:10	0/7	0	0/7	0	0/0	0	1/2	50	6	4	10	3	1	0	0	4	2	1
*10	ZIVANOVIC Stefan	35:02	4/11	36	4/7	57	0/4	0	2/2	100	2	2	4	2	2	0	0	3	2	10
11	MAJSTOROVIC Dorde	0:00	0/0	0	0/0	0	0/0	0	0/0	0	0	0	0	0	0	0	0	0	0	0
*12	GAGIC Dorde	15:21	3/8	38	3/8	38	0/0	0	3/4	75	4	5	9	0	2	0	0	3	4	9
13	SMILJANIC Ivan	23:16	1/8	13	1/5	20	0/3	0	4/6	67	3	3	6	1	0	0	1	2	2	6
14	MARKOVIC Nikola	17:51	2/7	29	1/4	25	1/3	33	2/4	50	2	4	6	0	1	0	0	3	2	7
15	BALABAN Darko	19:09	6/14	43	6/14	43	0/0	0	2/2	100	2	4	6	0	2	1	0	2	2	14
Team / Coach											4	0	4							1
Totals			21/72	29	20/59	34	1/13	8	19/25	76	27	28	55	10	12	3	1	26	23	62
Coach		POPOVIC Oliver																		
Assistant Coach		DOKIC Vladimir																		

AUS - Australia

No.	Name	MIN	Field Goals		2 Points		3 Points		Free Throws		Rebounds			AS	TO	ST	BS	PF	FD	PTS
			M/A	%	M/A	%	M/A	%	M/A	%	OR	DR	TOT							
*4	NORTON Mitch	14:17	1/4	25	1/3	33	0/1	0	0/0	0	1	2	3	2	1	0	0	1	3	2
5	CADEE Jason	25:45	6/15	40	3/9	33	3/6	50	4/7	57	0	0	0	3	3	0	1	1	4	19
6	HADZIMEROVIC Igor	21:20	1/3	33	1/3	33	0/0	0	0/0	0	0	3	3	1	1	1	0	1	2	2
7	ODIGIE Owen	1:48	0/0	0	0/0	0	0/0	0	0/0	0	0	0	0	0	0	0	0	1	0	0
8	BLANCHFIELD Todd	21:51	4/6	67	2/2	100	2/4	50	2/2	100	0	5	5	2	0	2	0	0	3	12
*9	STEINDL Clint	10:24	1/4	25	0/1	0	1/3	33	0/0	0	0	0	0	0	0	0	0	1	1	3
*10	BROEKHOFF Ryan	28:08	2/7	29	1/4	25	1/3	33	0/0	0	3	1	4	2	0	0	1	5	0	5
*11	DUMOVIC Andrija	19:40	1/5	20	1/5	20	0/0	0	0/2	0	4	3	7	0	1	0	1	2	2	2
12	ELLIS Cody	9:58	2/3	67	1/2	50	1/1	100	1/2	50	0	1	1	0	0	0	0	5	1	6
13	YOUNG Mitch	17:48	0/3	0	0/3	0	0/0	0	0/0	0	1	2	3	0	1	1	0	4	0	0
*14	BAIRSTOW Cameron	29:01	4/9	44	4/9	44	0/0	0	6/10	60	1	6	7	1	3	1	3	3	8	14
15	ANDRONICOS Matthew	0:00	0/0	0	0/0	0	0/0	0	0/0	0	0	0	0	0	0	0	0	0	0	0
Team / Coach											1	4	5			1				
Totals			22/59	37	14/41	34	8/18	44	13/23	57	11	27	38	11	11	5	6	24	24	65
Coach		LEMANIS Andrej																		
Assistant Coach		DOWNER Michael SHORT Rohan																		

	SRB	AUS
Points from Turnovers	6	10
Points in the Paint	34	14
Second Chance Points	13	6
Fast Break Points	6	6

	SRB	AUS
Biggest Lead	18	6
Biggest Scoring Run	20-0 (24-6)	9-0 (49-53)
Lead Changes	5	
Times Tied	4	

LEGEND			
%	Shooting Percentage	(C)	Captain
BS	Blocked Shots	DR	Defensive Rebounds
OR	Offensive Rebounds	OTx	Overtime
S	Suspended	ST	Steals
(I)	Injured	FD	Fouls Drawn
		PF	Fouls
		TO	Turnovers
*	Starters	M/A	Made / Attempts
		PTS	Points
		TOT	Total Rebounds
AS	Assists	MIN	Minutes Played
		Qx	Quarter Time

Timing and Results provided by TISSOT



Game No: 76

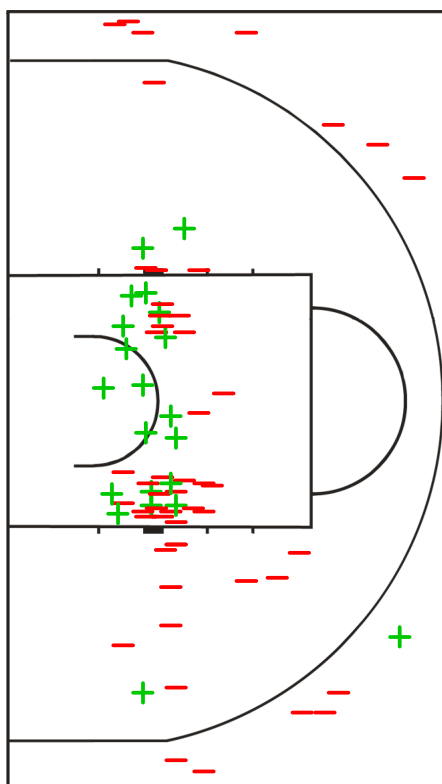
Shot Chart
Схема бросков

SRB 62 vs 65 AUS
(24 - 6, 13 - 15, 11 - 21, 14 - 23)

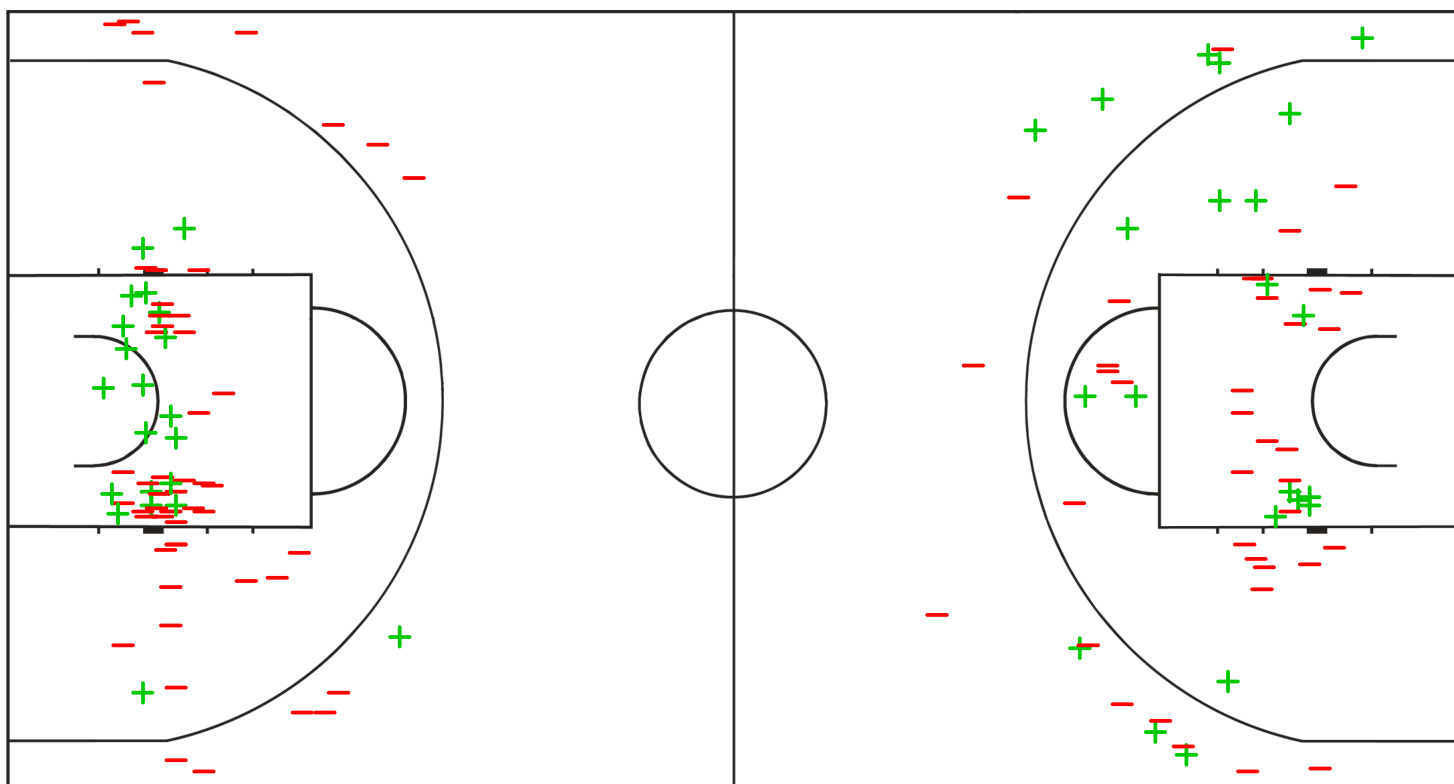
Scoring by 5 min intervals:

	Q1		Q2		Q3		Q4	
SRB	8	24	26	37	39	48	50	62
AUS	6	6	14	21	25	42	56	65

SRB - Serbia



AUS - Australia



LEGEND	
+	Shot Made
-	Shot Missed

Timing and Results provided by **TISSOT**



Game No: 76

Shot Chart
Схема бросков

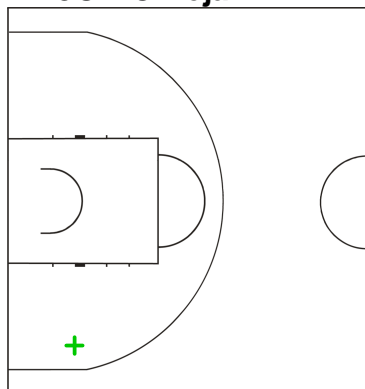
SRB 62 vs 65 AUS
(24 - 6, 13 - 15, 11 - 21, 14 - 23)

Scoring by 5 min intervals:

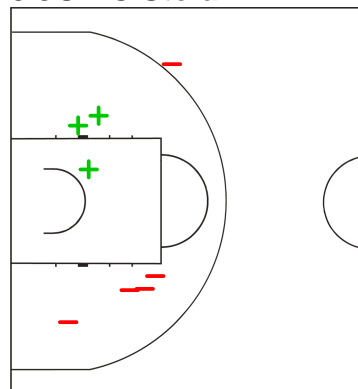
	Q1		Q2		Q3		Q4	
SRB	8	24	26	37	39	48	50	62
AUS	6	6	14	21	25	42	56	65

SRB - Serbia

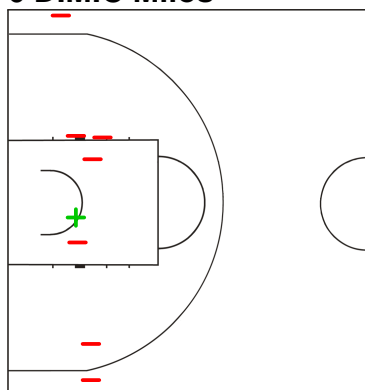
4 DJOKIC Dejan



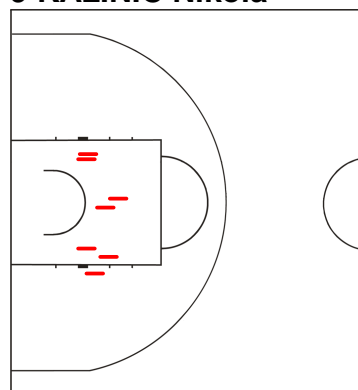
5 JOVIC Stefan



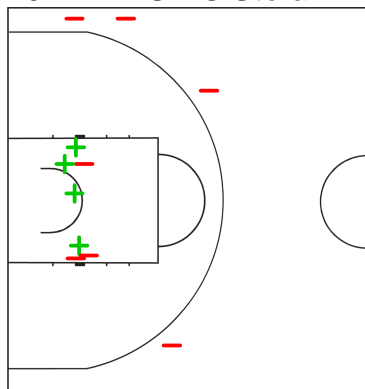
6 DIMIC Milos



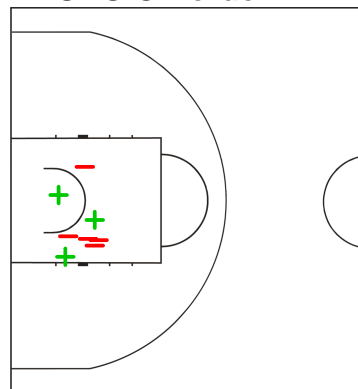
9 KALINIC Nikola



10 ZIVANOVIC Stefan



12 GAGIC Dorde



LEGEND

+ Shot Made

-

Shot Missed

Timing and Results provided by TISSOT



Game No: 76

Shot Chart

Схема бросков

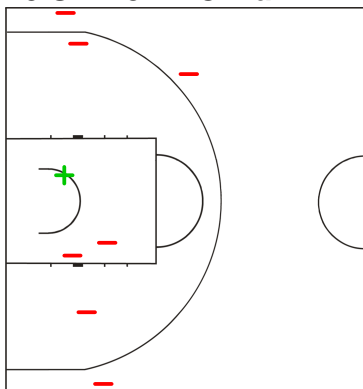
SRB 62 vs 65 AUS

(24 - 6, 13 - 15, 11 - 21, 14 - 23)

Scoring by 5 min intervals:

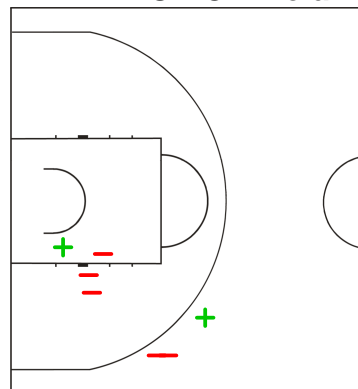
	Q1		Q2		Q3		Q4	
SRB	8	24	26	37	39	48	50	62
AUS	6	6	14	21	25	42	56	65

13 SMILJANIC Ivan

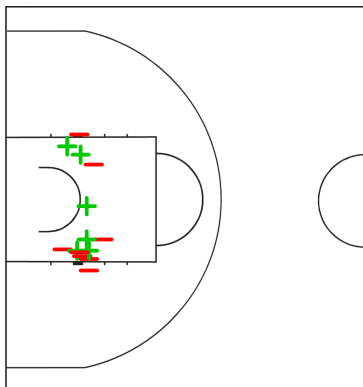


SRB - Serbia

14 MARKOVIC Nikola



15 BALABAN Darko



LEGEND

+ Shot Made

- Shot Missed

Timing and Results provided by **TISSOT**



Game No: 76

Shot Chart
Схема бросков

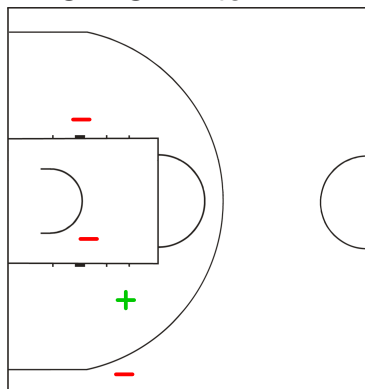
SRB 62 vs 65 AUS
(24 - 6, 13 - 15, 11 - 21, 14 - 23)

Scoring by 5 min intervals:

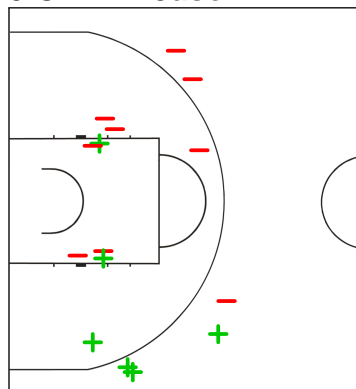
	Q1		Q2		Q3		Q4	
SRB	8	24	26	37	39	48	50	62
AUS	6	6	14	21	25	42	56	65

AUS - Australia

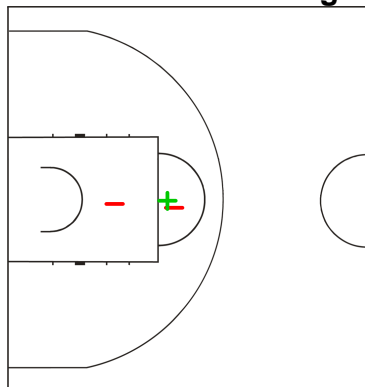
4 NORTON Mitch



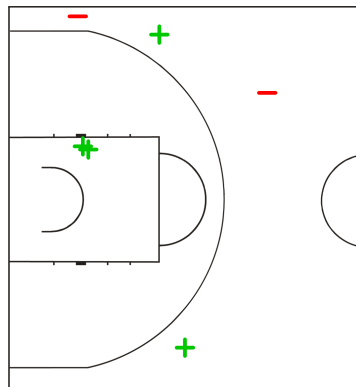
5 CADEE Jason



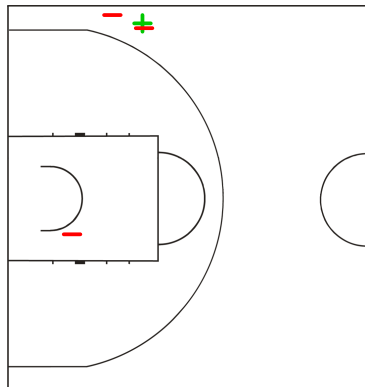
6 HADZIOMEROVIC Igor



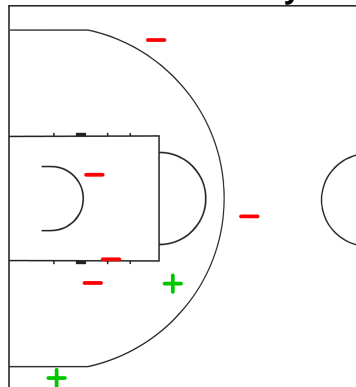
8 BLANCHFIELD Todd



9 STEINDL Clint



10 BROEKHOFF Ryan



LEGEND

+ Shot Made

-

Shot Missed

Timing and Results provided by TISSOT



Game No: 76

Shot Chart
Схема бросков

SRB 62 vs 65 AUS

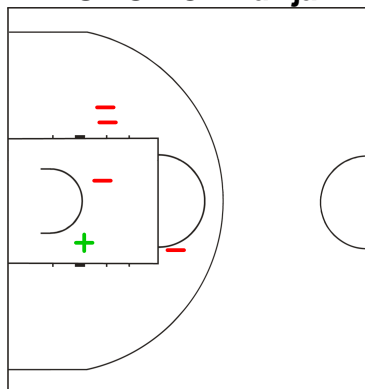
(24 - 6, 13 - 15, 11 - 21, 14 - 23)

Scoring by 5 min intervals:

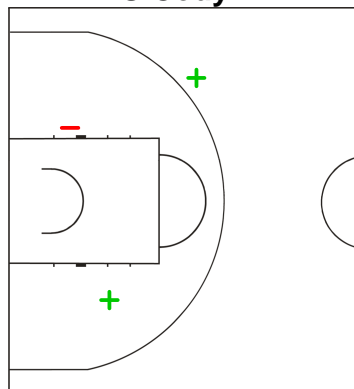
	Q1		Q2		Q3		Q4	
SRB	8	24	26	37	39	48	50	62
AUS	6	6	14	21	25	42	56	65

AUS - Australia

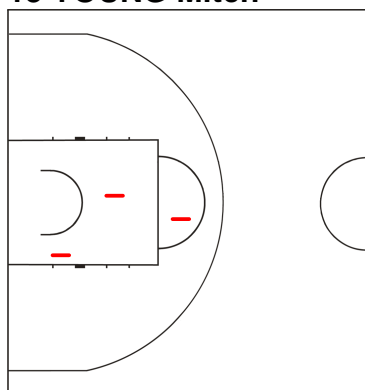
11 DUMOVIC Andrija



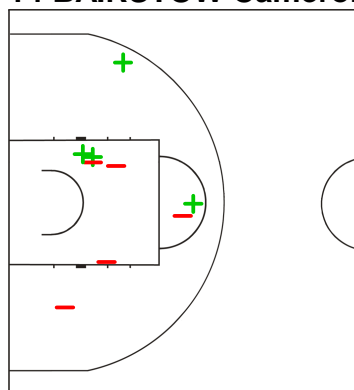
12 ELLIS Cody



13 YOUNG Mitch



14 BAIRSTOW Cameron



LEGEND

+ Shot Made

- Shot Missed

Timing and Results provided by **TISSOT**



Game No: 76

Lineup Analysis

Анализ

SRB 62 vs 65 AUS

SRB

Lineup efficiency

5 JOVIC S	6 DIMIC M	9 KALINIC N	10 ZIVANOVIC S	12 GAGIC D	8:01
5 JOVIC S	6 DIMIC M	9 KALINIC N	10 ZIVANOVIC S	15 BALABAN D	5:27
5 JOVIC S	9 KALINIC N	10 ZIVANOVIC S	13 SMILJANIC I	14 MARKOVIC N	4:02
4 DJOKIC D	5 JOVIC S	13 SMILJANIC I	14 MARKOVIC N	15 BALABAN D	3:14
6 DIMIC M	9 KALINIC N	10 ZIVANOVIC S	13 SMILJANIC I	15 BALABAN D	2:45
5 JOVIC S	10 ZIVANOVIC S	12 GAGIC D	13 SMILJANIC I	14 MARKOVIC N	2:34
6 DIMIC M	10 ZIVANOVIC S	13 SMILJANIC I	14 MARKOVIC N	15 BALABAN D	2:13
5 JOVIC S	6 DIMIC M	10 ZIVANOVIC S	12 GAGIC D	14 MARKOVIC N	1:59
5 JOVIC S	9 KALINIC N	10 ZIVANOVIC S	13 SMILJANIC I	15 BALABAN D	1:54
4 DJOKIC D	9 KALINIC N	10 ZIVANOVIC S	13 SMILJANIC I	15 BALABAN D	1:52
4 DJOKIC D	6 DIMIC M	13 SMILJANIC I	14 MARKOVIC N	15 BALABAN D	1:44
5 JOVIC S	6 DIMIC M	10 ZIVANOVIC S	13 SMILJANIC I	14 MARKOVIC N	1:25
6 DIMIC M	8 DRENOVAC D	9 KALINIC N	10 ZIVANOVIC S	12 GAGIC D	1:15
6 DIMIC M	9 KALINIC N	10 ZIVANOVIC S	12 GAGIC D	13 SMILJANIC I	0:52
6 DIMIC M	10 ZIVANOVIC S	12 GAGIC D	13 SMILJANIC I	14 MARKOVIC N	0:40
4 DJOKIC D	5 JOVIC S	8 DRENOVAC D	9 KALINIC N	10 ZIVANOVIC S	0:02
4 DJOKIC D	5 JOVIC S	8 DRENOVAC D	10 ZIVANOVIC S	13 SMILJANIC I	0:01

Score development

5 JOVIC S	6 DIMIC M	9 KALINIC N	10 ZIVANOVIC S	12 GAGIC D	8:01	+8
5 JOVIC S	9 KALINIC N	10 ZIVANOVIC S	13 SMILJANIC I	14 MARKOVIC N	4:02	+3
5 JOVIC S	9 KALINIC N	10 ZIVANOVIC S	13 SMILJANIC I	15 BALABAN D	1:54	+2
4 DJOKIC D	5 JOVIC S	13 SMILJANIC I	14 MARKOVIC N	15 BALABAN D	3:14	+2
6 DIMIC M	8 DRENOVAC D	9 KALINIC N	10 ZIVANOVIC S	12 GAGIC D	1:15	+1
4 DJOKIC D	5 JOVIC S	8 DRENOVAC D	10 ZIVANOVIC S	13 SMILJANIC I	0:01	0
4 DJOKIC D	5 JOVIC S	8 DRENOVAC D	9 KALINIC N	10 ZIVANOVIC S	0:02	0
6 DIMIC M	10 ZIVANOVIC S	12 GAGIC D	13 SMILJANIC I	14 MARKOVIC N	0:40	0
6 DIMIC M	9 KALINIC N	10 ZIVANOVIC S	12 GAGIC D	13 SMILJANIC I	0:52	0
5 JOVIC S	6 DIMIC M	10 ZIVANOVIC S	13 SMILJANIC I	14 MARKOVIC N	1:25	0
6 DIMIC M	9 KALINIC N	10 ZIVANOVIC S	13 SMILJANIC I	15 BALABAN D	2:45	-1
5 JOVIC S	6 DIMIC M	9 KALINIC N	10 ZIVANOVIC S	15 BALABAN D	5:27	-1
4 DJOKIC D	6 DIMIC M	13 SMILJANIC I	14 MARKOVIC N	15 BALABAN D	1:44	-2
6 DIMIC M	10 ZIVANOVIC S	13 SMILJANIC I	14 MARKOVIC N	15 BALABAN D	2:13	-3
4 DJOKIC D	9 KALINIC N	10 ZIVANOVIC S	13 SMILJANIC I	15 BALABAN D	1:52	-4
5 JOVIC S	10 ZIVANOVIC S	12 GAGIC D	13 SMILJANIC I	14 MARKOVIC N	2:34	-4
5 JOVIC S	6 DIMIC M	10 ZIVANOVIC S	12 GAGIC D	14 MARKOVIC N	1:59	-8



Game No: 76

Lineup Analysis

Анализ

AUS

Lineup efficiency


4	NORTON M	9	STEINDL C	10	BROEKHOFF R	11	DUMOVIC A	14	BAIRSTOW C	8:06
4	NORTON M	6	HADZIOMEROVIC I	8	BLANCHFIELD T	11	DUMOVIC A	14	BAIRSTOW C	3:42
5	CADEE J	6	HADZIOMEROVIC I	10	BROEKHOFF R	13	YOUNG M	14	BAIRSTOW C	3:41
5	CADEE J	8	BLANCHFIELD T	10	BROEKHOFF R	13	YOUNG M	14	BAIRSTOW C	3:07
5	CADEE J	6	HADZIOMEROVIC I	8	BLANCHFIELD T	10	BROEKHOFF R	11	DUMOVIC A	2:56
5	CADEE J	6	HADZIOMEROVIC I	8	BLANCHFIELD T	11	DUMOVIC A	14	BAIRSTOW C	2:38
5	CADEE J	6	HADZIOMEROVIC I	8	BLANCHFIELD T	13	YOUNG M	14	BAIRSTOW C	2:33
5	CADEE J	8	BLANCHFIELD T	10	BROEKHOFF R	11	DUMOVIC A	14	BAIRSTOW C	2:16
5	CADEE J	6	HADZIOMEROVIC I	10	BROEKHOFF R	12	ELLIS C	13	YOUNG M	2:07
5	CADEE J	8	BLANCHFIELD T	10	BROEKHOFF R	12	ELLIS C	14	BAIRSTOW C	2:03
4	NORTON M	6	HADZIOMEROVIC I	10	BROEKHOFF R	12	ELLIS C	13	YOUNG M	1:31
5	CADEE J	7	ODIGIE O	9	STEINDL C	12	ELLIS C	13	YOUNG M	1:22
4	NORTON M	9	STEINDL C	10	BROEKHOFF R	12	ELLIS C	13	YOUNG M	0:55
5	CADEE J	6	HADZIOMEROVIC I	8	BLANCHFIELD T	12	ELLIS C	13	YOUNG M	0:53
5	CADEE J	8	BLANCHFIELD T	10	BROEKHOFF R	12	ELLIS C	13	YOUNG M	0:39
5	CADEE J	6	HADZIOMEROVIC I	8	BLANCHFIELD T	10	BROEKHOFF R	13	YOUNG M	0:35
5	CADEE J	6	HADZIOMEROVIC I	8	BLANCHFIELD T	12	ELLIS C	14	BAIRSTOW C	0:28
5	CADEE J	6	HADZIOMEROVIC I	7	ODIGIE O	13	YOUNG M	14	BAIRSTOW C	0:13
5	CADEE J	7	ODIGIE O	10	BROEKHOFF R	13	YOUNG M	14	BAIRSTOW C	0:12
4	NORTON M	5	CADEE J	6	HADZIOMEROVIC I	11	DUMOVIC A	14	BAIRSTOW C	0:02
4	NORTON M	6	HADZIOMEROVIC I	7	ODIGIE O	8	BLANCHFIELD T	9	STEINDL C	0:01

Score development

5	CADEE J	6	HADZIOMEROVIC I	8	BLANCHFIELD T	10	BROEKHOFF R	11	DUMOVIC A	2:56	+8
5	CADEE J	8	BLANCHFIELD T	10	BROEKHOFF R	13	YOUNG M	14	BAIRSTOW C	3:07	+8
5	CADEE J	6	HADZIOMEROVIC I	8	BLANCHFIELD T	12	ELLIS C	13	YOUNG M	0:53	+3
4	NORTON M	6	HADZIOMEROVIC I	8	BLANCHFIELD T	11	DUMOVIC A	14	BAIRSTOW C	3:42	+2
4	NORTON M	9	STEINDL C	10	BROEKHOFF R	11	DUMOVIC A	14	BAIRSTOW C	8:06	+2
5	CADEE J	6	HADZIOMEROVIC I	7	ODIGIE O	13	YOUNG M	14	BAIRSTOW C	0:13	+1
5	CADEE J	6	HADZIOMEROVIC I	10	BROEKHOFF R	12	ELLIS C	13	YOUNG M	2:07	+1
4	NORTON M	6	HADZIOMEROVIC I	7	ODIGIE O	8	BLANCHFIELD T	9	STEINDL C	0:01	0
4	NORTON M	5	CADEE J	6	HADZIOMEROVIC I	11	DUMOVIC A	14	BAIRSTOW C	0:02	0
5	CADEE J	7	ODIGIE O	10	BROEKHOFF R	13	YOUNG M	14	BAIRSTOW C	0:12	0
5	CADEE J	6	HADZIOMEROVIC I	8	BLANCHFIELD T	10	BROEKHOFF R	13	YOUNG M	0:35	0
5	CADEE J	8	BLANCHFIELD T	10	BROEKHOFF R	12	ELLIS C	13	YOUNG M	0:39	0
4	NORTON M	6	HADZIOMEROVIC I	10	BROEKHOFF R	12	ELLIS C	13	YOUNG M	1:31	0
5	CADEE J	6	HADZIOMEROVIC I	8	BLANCHFIELD T	13	YOUNG M	14	BAIRSTOW C	2:33	-1
5	CADEE J	6	HADZIOMEROVIC I	8	BLANCHFIELD T	11	DUMOVIC A	14	BAIRSTOW C	2:38	-1
5	CADEE J	6	HADZIOMEROVIC I	8	BLANCHFIELD T	12	ELLIS C	14	BAIRSTOW C	0:28	-2
5	CADEE J	8	BLANCHFIELD T	10	BROEKHOFF R	11	DUMOVIC A	14	BAIRSTOW C	2:16	-2
4	NORTON M	9	STEINDL C	10	BROEKHOFF R	12	ELLIS C	13	YOUNG M	0:55	-4
5	CADEE J	7	ODIGIE O	9	STEINDL C	12	ELLIS C	13	YOUNG M	1:22	-4
5	CADEE J	8	BLANCHFIELD T	10	BROEKHOFF R	12	ELLIS C	14	BAIRSTOW C	2:03	-4
5	CADEE J	6	HADZIOMEROVIC I	10	BROEKHOFF R	13	YOUNG M	14	BAIRSTOW C	3:41	-4

LEGEND

+ Shot Made - Shot Missed

Timing and Results provided by  TISSOT



Game No: 75

Start List

Стартовый список

RUS vs CAN

Referee: SCHMIDT Boris (GER)

Umpire: KUCERA Stanislav (CZE) / OLIVEROS HENRIQUEZ Rodrigo Miguel (CHI)

RUS - Russian Fed.

No.	Name	Pos	Height m / ft in	Age	Current Games Statistics						
					PPG	FG%	3FG%	FT%	RPG	APG	MPG (GP)
4	GRIGORYEV Maxim	G	1.95/6'5"	23	8.8	45	40	43	3.2	2.5	15:30 (6)
5	ZARYAZHKO Victor	G	1.94/6'4"	20	6.7	50	20	56	3.5	2.3	15:29 (6)
6	ANTIPOV Pavel	F	2.02/6'8"	21	8.5	51	36	100	2.0	0.7	13:46 (6)
7	KARASEV Sergey	F	2.03/6'8"	19	19.5	62	53	71	5.0	3.0	22:00 (6)
8	IVLEV Vladimir	F	2.07/6'9"	23	4.8	63	0	45	4.8	0.2	11:06 (6)
9	KULAGIN Dmitrii	G	1.99/6'6"	21	9.8	50	36	54	4.0	4.3	20:40 (6)
10	VIKHROV Artem	G	1.95/6'5"	20	5.2	50	14	73	2.7	2.5	17:23 (6)
11	ANTONOV Semen	F	2.02/6'8"	23	8.8	48	25	80	2.8	1.3	16:27 (6)
12	ZUBKOV Andrey	F	2.05/6'9"	22	9.0	45	35	83	4.8	1.0	16:29 (6)
13	KHVOSTOV Dmitriy	G	1.90/6'3"	23	4.2	50	33	67	1.7	4.2	21:10 (6)
14	VALIEV Evgeny	F	2.05/6'9"	23	5.7	50	0	77	3.3	0.7	12:47 (6)
15	BALASHOV Nikita	F	2.07/6'9"	22	7.0	50	0	89	5.8	1.2	15:26 (6)
Team			2.00/6'7"	21.7	98.0	51	35	69	47.2	23.8	
Coach		KARASEV Vasily									
Assistant Coach		VASILYEV Alexey									

RUS Played		
PR	OMA	117 - 24
PR	EST	106 - 43
PR	KOR	113 - 53
PR	UKR	94 - 43
PR	GER	80 - 52
QF	ROU	78 - 53


CAN - Canada

No.	Name	Pos	Height m / ft in	Age	Current Games Statistics						
					PPG	FG%	3FG%	FT%	RPG	APG	MPG (GP)
4	PANGOS Kevin	G	1.82/6'0"	20	8.5	37	31	78	2.0	2.8	19:14 (6)
5	HESLIP Brady	G	1.84/6'0"	23	17.5	40	44	93	1.7	0.7	19:59 (6)
6	WILTJER Kyle	F	2.03/6'8"	20	6.7	50	36	100	3.0	1.0	11:21 (6)
7	EJIM Melvin	F	2.00/6'7"	22	8.0	49	50	88	4.8	1.3	18:39 (6)
8	SCRUBB Thomas	F	2.00/6'7"	21	5.3	38	44	100	4.5	2.3	19:49 (6)
9	AROP Mangisto	F	2.00/6'7"	22	4.0	67	100	50	2.3	1.0	10:37 (4)
10	MULLINGS Daniel	G	1.84/6'0"	21	10.3	53		52	4.8	1.8	20:00 (6)
11	SCRUBB Philip	G	1.85/6'1"	20	5.3	38	28	50	2.2	3.3	19:10 (6)
12	POWELL Dwight	F	2.04/6'8"	21	13.8	66		53	5.3	0.2	17:41 (6)
13	BACHYNSKI Jordan	C	2.08/6'10"	23	6.8	64		36	6.0	0.2	13:06 (6)
14	BURNATOWSKI Murphy	F	2.01/6'7"	21	4.8	39	31	50	2.8	1.0	14:41 (6)
15	KLASSEN Owen	F	2.04/6'8"	21	7.2	66	0	63	7.8	1.0	19:11 (6)
Team			1.96/6'5"	21.3	97.0	49	39	67	49.8	16.3	
Coach		TRIANO Jay									
Assistant Coach		FRANCIS Greg									

CAN Played		
PR	SWE	84 - 69
PR	UAE	137 - 43
PR	AUS	92 - 83
PR	CZE	87 - 56
PR	USA	94 - 85
QF	BRA	88 - 77

LEGEND

(1)	Point Guard	(2)	Shooting Guard	(3)	Small Forward	(4)	Power Forward	(5)	Centre
(C)	Captain	3FG%	3 Points Field Goals %	APG	Assists per Game	C	Centre	F	Forward
FG%	Field Goals %	FT%	Free Throws %	G	Guard	GP	Games Played	MPG	Minutes Played per Game
Pos	Playing Position	PPG	Points per Game	PR	Preliminary Round	QF	Quarterfinal	RPG	Rebounds per Game
SF	Semifinal								

Timing and Results provided by  TISSOT



Game No: 75

Results
Результаты

Attendance: 2500

Match Duration: 1:50

RUS 78 vs 68 CAN
(22:11, 21:15, 21:18, 14:24)

Referee: SCHMIDT Boris (GER) Commissioner:
Umpire: KUCERA Stanislav (CZE) / OLIVEROS HENRIQUEZ Rodrigo Miguel (CHI)

		Q1		Q2		Q3		Q4	
Scoring by 5 min intervals:	RUS	11	22	36	43	55	64	68	78
	CAN	6	11	16	26	35	44	54	68

RUS - Russian Fed.

No.	Name	MIN	Field Goals		2 Points		3 Points		Free Throws		Rebounds			AS	TO	ST	BS	PF	FD	PTS
			M/A	%	M/A	%	M/A	%	M/A	%	OR	DR	TOT							
4	GRIGORYEV Maxim	11:44	0/3	0	0/1	0	0/2	0	0/0	0	0	0	0	1	2	1	0	2	1	0
*5	ZARYAZHKO Victor	8:47	2/6	33	1/3	33	1/3	33	0/0	0	0	2	2	0	3	2	0	0	0	5
6	ANTIPOV Pavel	0:00	0/0	0	0/0	0	0/0	0	0/0	0	0	0	0	0	0	0	0	0	0	0
*7	KARASEV Sergey	33:07	6/12	50	4/5	80	2/7	29	6/7	86	0	10	10	7	1	4	0	2	9	20
8	IVLEV Vladimir	0:00	0/0	0	0/0	0	0/0	0	0/0	0	0	0	0	0	0	0	0	0	0	0
9	KULAGIN Dmitrii	29:04	2/7	29	2/2	100	0/5	0	4/8	50	0	2	2	6	2	0	0	2	6	8
10	VIKHROV Artem	9:04	0/2	0	0/1	0	0/1	0	0/0	0	1	0	1	1	1	0	0	0	0	0
11	ANTONOV Semen	16:21	4/6	67	3/3	100	1/3	33	2/4	50	4	2	6	0	0	0	2	2	2	11
*12	ZUBKOV Andrey	15:50	1/7	14	1/2	50	0/5	0	1/2	50	1	2	3	0	0	1	0	3	1	3
*13	KHVOSTOV Dmitriy	29:51	4/5	80	2/3	67	2/2	100	0/0	0	0	1	1	2	2	1	0	5	2	10
14	VALIEV Evgeny	24:10	4/8	50	4/7	57	0/1	0	2/2	100	2	4	6	1	1	2	1	4	2	10
*15	BALASHOV Nikita	22:02	5/9	56	5/9	56	0/0	0	1/2	50	1	3	4	1	1	0	0	2	3	11
Team / Coach											1	1	2							
Totals			28/65	43	22/36	61	6/29	21	16/25	64	10	27	37	19	13	11	3	22	26	78
Coach		KARASEV Vasily																		
Assistant Coach		VASILYEV Alexey																		

CAN - Canada

No.	Name	MIN	Field Goals		2 Points		3 Points		Free Throws		Rebounds			AS	TO	ST	BS	PF	FD	PTS
			M/A	%	M/A	%	M/A	%	M/A	%	OR	DR	TOT							
*4	PANGOS Kevin	22:17	2/11	18	0/4	0	2/7	29	2/2	100	0	1	1	0	2	1	0	1	1	8
5	HESLIP Brady	17:51	4/6	67	0/0	0	4/6	67	0/0	0	0	0	0	1	2	0	0	4	2	12
6	WILTJER Kyle	20:58	3/11	27	1/2	50	2/9	22	0/0	0	0	5	5	1	0	1	0	2	0	8
*7	EJIM Melvin	20:40	5/7	71	5/7	71	0/0	0	2/2	100	2	1	3	2	1	1	0	5	2	12
*8	SCRUBB Thomas	21:38	1/3	33	1/3	33	0/0	0	2/2	100	1	6	7	2	3	1	0	1	3	4
9	AROP Mangisto	2:08	0/0	0	0/0	0	0/0	0	0/0	0	0	0	0	0	0	0	0	1	0	0
*10	MULLINGS Daniel	22:17	4/7	57	4/7	57	0/0	0	4/7	57	3	4	7	3	4	1	0	3	5	12
11	SCRUBB Philip	17:43	1/3	33	1/1	100	0/2	0	2/2	100	0	2	2	3	2	1	0	0	1	4
*12	POWELL Dwight	12:56	1/4	25	1/4	25	0/0	0	0/0	0	0	1	1	1	3	0	0	5	0	2
13	BACHYNSKI Jordan	6:06	0/1	0	0/1	0	0/0	0	0/0	0	0	2	2	0	2	1	0	0	1	0
14	BURNATOWSKI Murphy	17:43	0/5	0	0/3	0	0/2	0	1/4	25	4	1	5	2	0	0	0	3	2	1
15	KLASSEN Owen	17:43	2/4	50	2/4	50	0/0	0	1/1	100	1	4	5	1	3	0	1	1	4	5
Team / Coach											3	2	5							
Totals			23/62	37	15/36	42	8/26	31	14/20	70	14	29	43	16	23	7	1	26	21	68
Coach		TRIANO Jay																		
Assistant Coach		FRANCIS Greg																		

	RUS	CAN
Points from Turnovers	25	11
Points in the Paint	36	30
Second Chance Points	7	6
Fast Break Points	6	8

	RUS	CAN
Biggest Lead	26	0
Biggest Scoring Run	8-0 (41-16)	8-0 (65-52)
Lead Changes	0	
Times Tied	0	

LEGEND			
%	Shooting Percentage	(C)	Captain
BS	Blocked Shots	DR	Defensive Rebounds
OR	Offensive Rebounds	OTx	Overtime
S	Suspended	ST	Steals
(I)	Injured	FD	Fouls Drawn
		PF	Fouls
		TO	Turnovers
*	Starters	M/A	Made / Attempts
		PTS	Points
		TOT	Total Rebounds
AS	Assists	MIN	Minutes Played
		Qx	Quarter Time

Timing and Results provided by TISSOT



Game No: 75

Shot Chart
Схема бросков

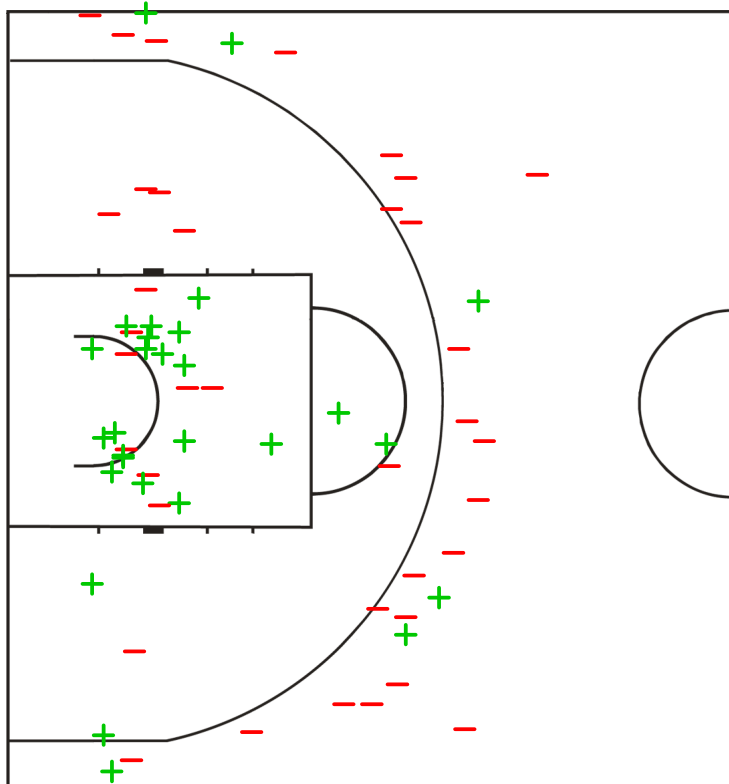
RUS 78 vs 68 CAN

(22 - 11, 21 - 15, 21 - 18, 14 - 24)

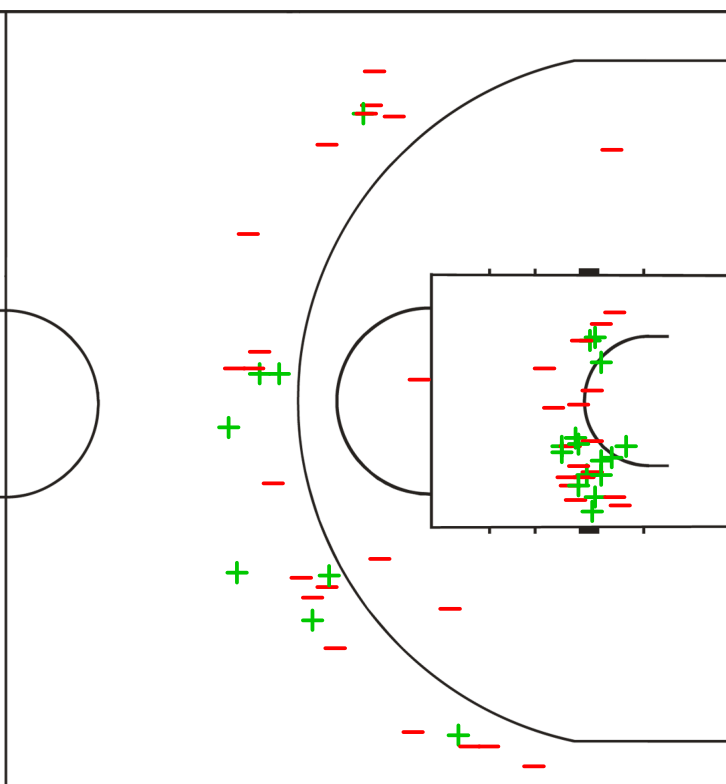
Scoring by 5 min intervals:

	Q1		Q2		Q3		Q4	
RUS	11	22	36	43	55	64	68	78
CAN	6	11	16	26	35	44	54	68

RUS - Russian Fed.



CAN - Canada



LEGEND

+ Shot Made

- Shot Missed

Timing and Results provided by **TISSOT**



Game No: 75

Shot Chart
Схема бросков

RUS 78 vs 68 CAN

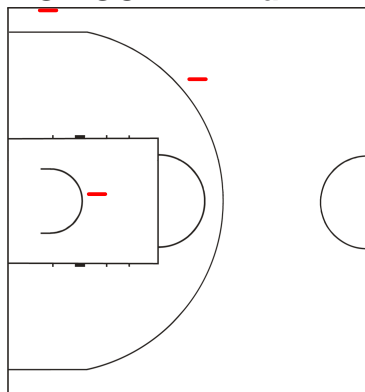
(22 - 11, 21 - 15, 21 - 18, 14 - 24)

Scoring by 5 min intervals:

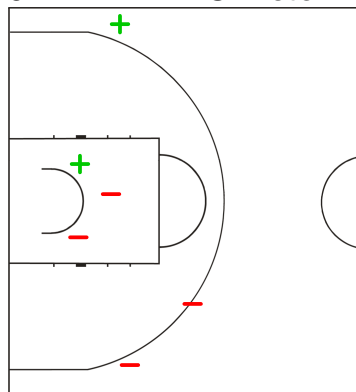
	Q1		Q2		Q3		Q4	
RUS	11	22	36	43	55	64	68	78
CAN	6	11	16	26	35	44	54	68

RUS - Russian Fed.

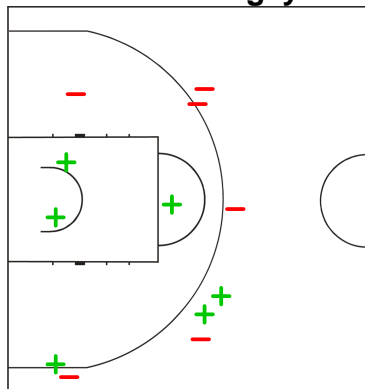
4 GRIGORYEV Maxim



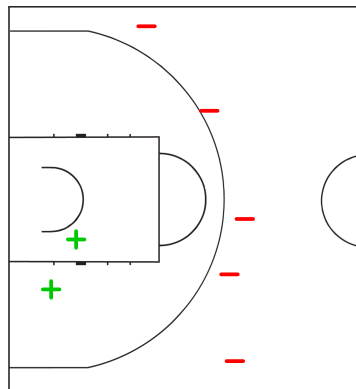
5 ZARYAZHKO Victor



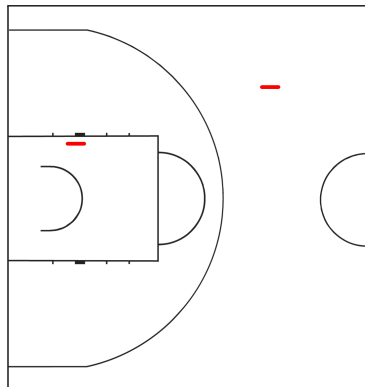
7 KARASEV Sergey



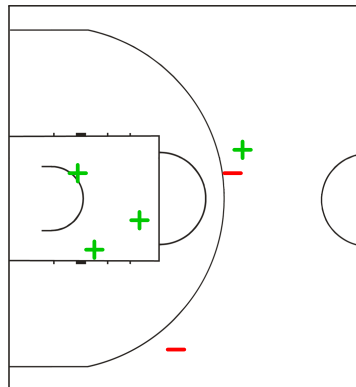
9 KULAGIN Dmitrii



10 VIKHROV Artem



11 ANTONOV Semen



LEGEND

+ Shot Made

-

Shot Missed

Timing and Results provided by TISSOT



Game No: 75

Shot Chart
Схема бросков

RUS 78 vs 68 CAN

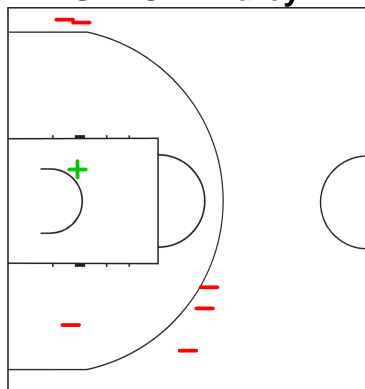
(22 - 11, 21 - 15, 21 - 18, 14 - 24)

Scoring by 5 min intervals:

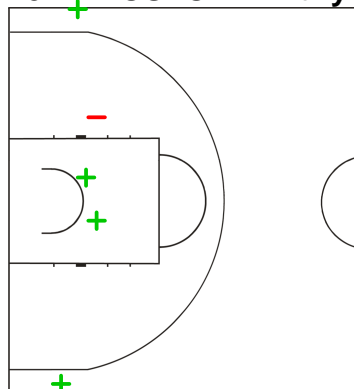
	Q1		Q2		Q3		Q4	
RUS	11	22	36	43	55	64	68	78
CAN	6	11	16	26	35	44	54	68

RUS - Russian Fed.

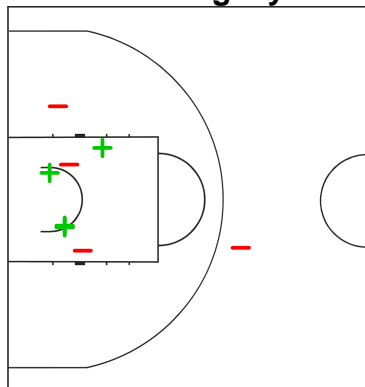
12 ZUBKOV Andrey



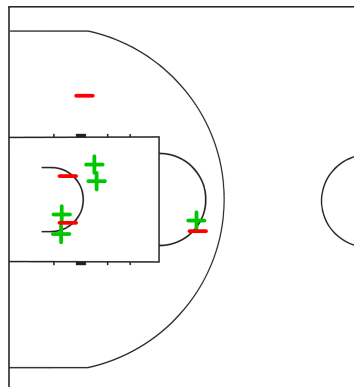
13 KHVOSTOV Dmitriy



14 VALIEV Evgeny



15 BALASHOV Nikita



LEGEND

+ Shot Made

- Shot Missed

Timing and Results provided by TISSOT



Game No: 75

Shot Chart
Схема бросков

RUS 78 vs 68 CAN

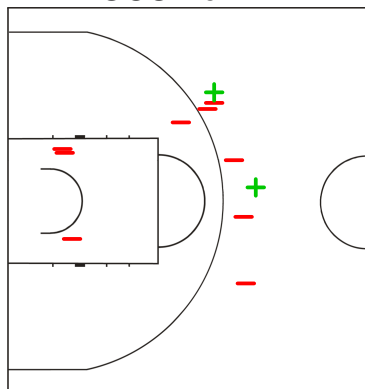
(22 - 11, 21 - 15, 21 - 18, 14 - 24)

Scoring by 5 min intervals:

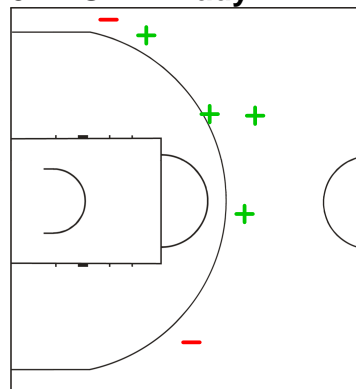
	Q1		Q2		Q3		Q4	
RUS	11	22	36	43	55	64	68	78
CAN	6	11	16	26	35	44	54	68

CAN - Canada

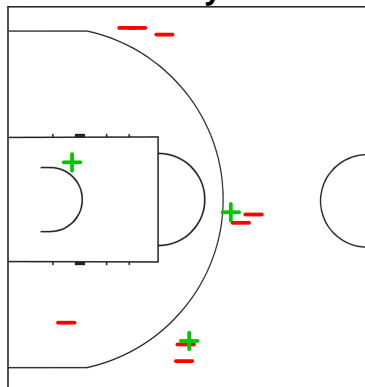
4 PANGOS Kevin



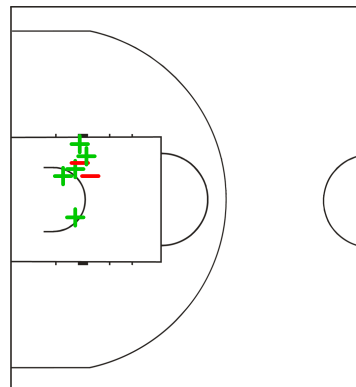
5 HESLIP Brady



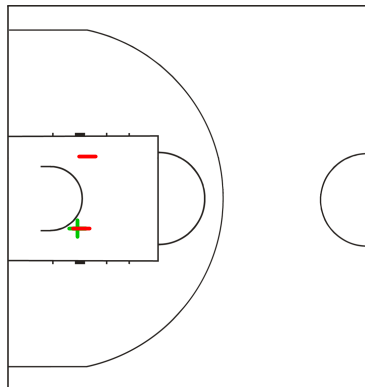
6 WILTJER Kyle



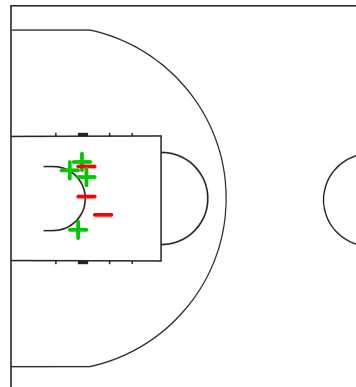
7 EJIM Melvin



8 SCRUBB Thomas



10 MULLINGS Daniel



LEGEND

+ Shot Made

-

Shot Missed

Timing and Results provided by TISSOT



Game No: 75

Shot Chart
Схема бросков

RUS 78 vs 68 CAN

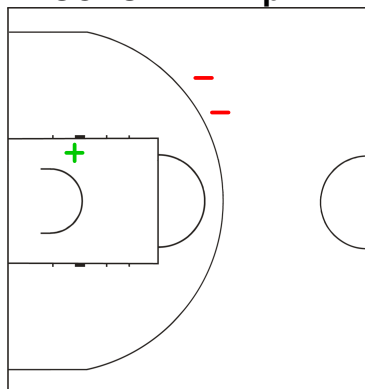
(22 - 11, 21 - 15, 21 - 18, 14 - 24)

Scoring by 5 min intervals:

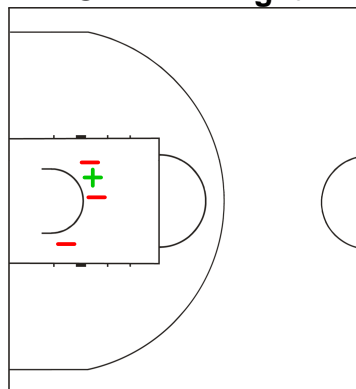
	Q1		Q2		Q3		Q4	
RUS	11	22	36	43	55	64	68	78
CAN	6	11	16	26	35	44	54	68

CAN - Canada

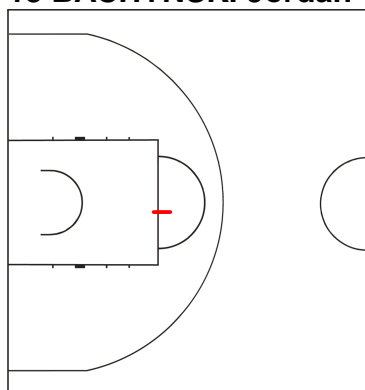
11 SCRUBB Philip



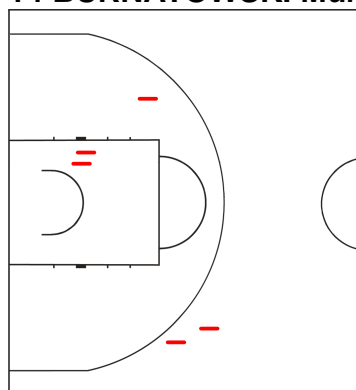
12 POWELL Dwight



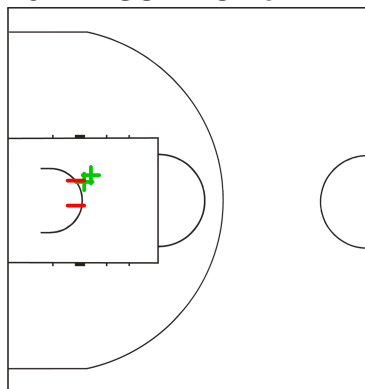
13 BACHYNSKI Jordan



14 BURNATOWSKI Murphy



15 KLASSEN Owen



LEGEND

+ Shot Made

-

Shot Missed

Timing and Results provided by TISSOT



Game No: 75

Lineup Analysis

Анализ

RUS 78 vs 68 CAN

RUS

Lineup efficiency

7	KARASEV S	9	KULAGIN D	13	KHVOSTOV D	14	VALIEV E	15	BALASHOV N	17:43
5	ZARYAZHKO V	7	KARASEV S	12	ZUBKOV A	13	KHVOSTOV D	15	BALASHOV N	4:19
7	KARASEV S	9	KULAGIN D	11	ANTONOV S	13	KHVOSTOV D	14	VALIEV E	3:26
4	GRIGORYEV M	7	KARASEV S	11	ANTONOV S	12	ZUBKOV A	13	KHVOSTOV D	2:23
7	KARASEV S	9	KULAGIN D	10	VIKHROV A	11	ANTONOV S	12	ZUBKOV A	2:12
4	GRIGORYEV M	9	KULAGIN D	10	VIKHROV A	11	ANTONOV S	12	ZUBKOV A	2:04
4	GRIGORYEV M	5	ZARYAZHKO V	10	VIKHROV A	11	ANTONOV S	12	ZUBKOV A	2:01
4	GRIGORYEV M	9	KULAGIN D	10	VIKHROV A	11	ANTONOV S	14	VALIEV E	1:24
4	GRIGORYEV M	7	KARASEV S	10	VIKHROV A	11	ANTONOV S	12	ZUBKOV A	1:23
4	GRIGORYEV M	5	ZARYAZHKO V	7	KARASEV S	9	KULAGIN D	14	VALIEV E	1:05
4	GRIGORYEV M	5	ZARYAZHKO V	11	ANTONOV S	12	ZUBKOV A	13	KHVOSTOV D	0:50
4	GRIGORYEV M	9	KULAGIN D	11	ANTONOV S	12	ZUBKOV A	13	KHVOSTOV D	0:34
5	ZARYAZHKO V	7	KARASEV S	9	KULAGIN D	13	KHVOSTOV D	14	VALIEV E	0:32
7	KARASEV S	9	KULAGIN D	11	ANTONOV S	12	ZUBKOV A	13	KHVOSTOV D	0:04

Score development

7	KARASEV S	9	KULAGIN D	13	KHVOSTOV D	14	VALIEV E	15	BALASHOV N	17:43	+16
5	ZARYAZHKO V	7	KARASEV S	12	ZUBKOV A	13	KHVOSTOV D	15	BALASHOV N	4:19	+5
4	GRIGORYEV M	9	KULAGIN D	10	VIKHROV A	11	ANTONOV S	14	VALIEV E	1:24	+4
7	KARASEV S	9	KULAGIN D	11	ANTONOV S	12	ZUBKOV A	13	KHVOSTOV D	0:04	+2
4	GRIGORYEV M	9	KULAGIN D	11	ANTONOV S	12	ZUBKOV A	13	KHVOSTOV D	0:34	+1
4	GRIGORYEV M	9	KULAGIN D	10	VIKHROV A	11	ANTONOV S	12	ZUBKOV A	2:04	+1
4	GRIGORYEV M	5	ZARYAZHKO V	7	KARASEV S	9	KULAGIN D	14	VALIEV E	1:05	0
7	KARASEV S	9	KULAGIN D	11	ANTONOV S	13	KHVOSTOV D	14	VALIEV E	3:26	0
5	ZARYAZHKO V	7	KARASEV S	9	KULAGIN D	13	KHVOSTOV D	14	VALIEV E	0:32	-2
4	GRIGORYEV M	7	KARASEV S	10	VIKHROV A	11	ANTONOV S	12	ZUBKOV A	1:23	-2
4	GRIGORYEV M	5	ZARYAZHKO V	11	ANTONOV S	12	ZUBKOV A	13	KHVOSTOV D	0:50	-3
4	GRIGORYEV M	5	ZARYAZHKO V	10	VIKHROV A	11	ANTONOV S	12	ZUBKOV A	2:01	-3
7	KARASEV S	9	KULAGIN D	10	VIKHROV A	11	ANTONOV S	12	ZUBKOV A	2:12	-4
4	GRIGORYEV M	7	KARASEV S	11	ANTONOV S	12	ZUBKOV A	13	KHVOSTOV D	2:23	-5



Game No: 77

Start List

Стартовый список

MGL vs NOR

Referee: PAULIK Robert (CZE)

Umpire: KRUG Sergey (RUS) / BOZHENAR Viktor (UKR)

MGL - Mongolia

No.	Name	Pos	Height m / ft in	Age	Current Games Statistics						
					PPG	FG%	3FG%	FT%	RPG	APG	MPG (GP)
4	OTGONBAATAR Sergelen	F	1.78/5'10"	24	6.4	50	75	75	2.0	2.6	24:14 (5)
5	GOTOV Tsenguunbayar	G	1.93/6'4"	23	0.4	33	0		0.2	0.0	6:51 (5)
6	BATTUVSHIN Bilguun	F	1.97/6'6"	24	15.4	52	42	55	4.4	1.4	30:27 (5)
7	BATBOLD Darkhantugs	F	1.82/6'0"	21	1.5	20	0	100	1.3	0.0	9:28 (4)
8	DAVAASAMBUU Delgernyam	F	1.94/6'4"	23	2.6	26	0	50	3.0	0.8	18:50 (5)
9	TUNGALAG Sanchir	F	1.90/6'3"	24	21.6	38	33	77	6.8	1.8	31:50 (5)
10	DAVAADORJ Munkhtuvshin	F	1.89/6'2"	24	0.4	9	0		0.2	0.8	8:23 (5)
11	ENKHBAT Dulguun	F	1.89/6'2"	21	0.5	50			0.0	0.0	2:58 (4)
12	OTGONBAYAR Ochirbat	C	1.97/6'6"	22	0.6	25		50	1.0	0.0	7:07 (5)
13	TSERENDAGVA Azbayar	G	1.93/6'4"	23	11.8	37	35	100	3.2	1.2	32:23 (5)
14	ENKHTAIVAN Tserenbaatar	C	1.98/6'6"	23	3.0	24	0	25	4.2	0.6	24:04 (5)
15	AVARZED Gansukh	F	1.91/6'3"	21	1.5	33	0	50	2.0	0.0	7:19 (4)
Team			1.91/6'3"	22.8	57.5	38	31	66	26.2	7.7	
Coach		SUKHBAATAR Tulga									
Assistant Coach		AMGALAN Enkhbaatar									

MGL Played		
PR	SRB	56 - 110
PR	MEX	54 - 108
PR	ROU	72 - 89
PR	PHI	20 - 0
PR	JPN	75 - 72
Q9	GER	68 - 101


NOR - Norway

No.	Name	Pos	Height m / ft in	Age	Current Games Statistics						
					PPG	FG%	3FG%	FT%	RPG	APG	MPG (GP)
4	MIDTVEDT Magnus	G	1.82/6'0"	23	2.7	24	20	88	1.3	1.5	9:13 (6)
5	BOEHN Fredrik	F	1.98/6'6"	22	2.3	29	23	50	0.3	0.8	8:34 (6)
6	STIEN Anders	F	1.97/6'6"	23	8.8	32	35	50	1.8	2.5	22:06 (6)
7	OSTBYE Nicolay	G	1.88/6'2"	24	5.2	40	11	75	1.2	0.5	12:01 (6)
8	JAWARA Karamo	F	2.02/6'8"	22	8.2	51	63	67	7.0	2.2	26:14 (6)
9	LUNDESTAD Oevind	G	1.94/6'4"	22	2.8	24	36	50	1.5	0.7	11:49 (6)
10	BOLIN Aksel	G	2.03/6'8"	22	4.7	39	22	50	2.7	1.0	18:43 (6)
11	MJOS Stian	G	1.83/6'0"	24	10.2	29	31	80	2.5	2.7	30:22 (6)
12	FIVELSTAD Magne	F	1.96/6'5"	23	4.5	52	0	83	3.7	0.7	16:06 (6)
13	SOMMERFELDT Torgrim	F	1.98/6'6"	24	6.5	41	33	50	4.0	1.3	19:15 (6)
14	NWACHUKWU Roy Emeka	F	1.97/6'6"	22	8.0	49	40	17	6.4	0.8	21:08 (5)
15	BRADASCIO Mattia	C	2.07/6'9"	22	3.4	54	33	50	2.0	0.4	9:31 (5)
Team			1.95/6'5"	22.8	65.3	38	31	58	36.2	14.8	
Coach		ECKHOFF Mathias									
Assistant Coach		STOLLER Baard									
		HACKMAN Brent									

NOR Played		
PR	LTU	71 - 94
PR	CHN	106 - 74
PR	FIN	55 - 60
PR	CHI	62 - 48
PR	BRA	47 - 77
Q9	USA	51 - 91

LEGEND

(1)	Point Guard	(2)	Shooting Guard	(3)	Small Forward	(4)	Power Forward	(5)	Centre
(C)	Captain	3FG%	3 Points Field Goals %	APG	Assists per Game	C	Centre	F	Forward
FG%	Field Goals %	FT%	Free Throws %	G	Guard	GP	Games Played	MPG	Minutes Played per Game
Pos	Playing Position	PPG	Points per Game	PR	Preliminary Round	RPG	Rebounds per Game		

Timing and Results provided by  TISSOT



Game No: 77

Results
Результаты

Attendance: 300

Match Duration: 1:26

MGL 54 vs 83 NOR
(6:26, 16:15, 19:19, 13:23)

Referee: PAULIK Robert (CZE)

Commissioner:

Umpire: KRUG Sergey (RUS) / BOZHENAR Viktor (UKR)

Scoring by 5 min intervals:	MGL	Q1		Q2		Q3		Q4	
		M	A	M	A	M	A	M	A
		2	6	17	22	30	41	49	54
	NOR	18	26	33	41	48	60	68	83

MGL - Mongolia

No.	Name	MIN	Field Goals		2 Points		3 Points		Free Throws		Rebounds			AS	TO	ST	BS	PF	FD	PTS
			M/A	%	M/A	%	M/A	%	M/A	%	OR	DR	TOT							
*4	OTGONBAATAR Sergelen	12:37	0/1	0	0/1	0	0/0	0	0/0	0	0	1	1	0	2	0	0	0	0	0
5	GOTOV Tsenguunbayar	16:55	1/7	14	1/5	20	0/2	0	0/0	0	1	2	3	1	2	2	1	0	1	2
*6	BATTUVSHIN Bilguun	28:12	1/7	14	1/5	20	0/2	0	3/4	75	0	4	4	0	8	1	2	3	5	5
7	BATBOLD Darkhantugs	9:19	1/3	33	0/0	0	1/3	33	0/0	0	0	3	3	0	0	0	0	2	0	3
8	DAVAASAMBUU Delgermyam	16:29	1/3	33	1/3	33	0/0	0	0/0	0	0	1	1	0	1	0	0	0	2	2
*9	TUNGALAG Sanchir	21:49	4/13	31	3/6	50	1/7	14	2/2	100	0	1	1	0	5	1	0	3	2	11
10	DAVAADORJ Munkhtuvshin	22:32	4/11	36	2/3	67	2/8	25	1/2	50	0	3	3	4	1	0	0	2	2	11
11	ENKHBAT Dulguun	5:44	1/2	50	1/2	50	0/0	0	0/0	0	3	0	3	0	0	1	0	0	1	2
12	OTGONBAYAR Ochirbat	10:08	1/1	100	1/1	100	0/0	0	0/0	0	0	1	1	0	0	0	0	1	0	2
*13	TSERENDAGVA Azbayar	25:38	3/4	75	1/1	100	2/3	67	1/2	50	1	3	4	1	1	1	0	0	0	9
*14	ENKHTAIVAN Tserenbaatar	19:44	2/3	67	2/3	67	0/0	0	3/4	75	1	1	2	0	2	1	0	0	4	7
15	AVARZED Gansukh	10:53	0/2	0	0/2	0	0/0	0	0/0	0	0	0	0	3	2	1	0	0	0	0
Team / Coach												2	3	5		1				
Totals			19/57	33	13/32	41	6/25	24	10/14	71	8	23	31	9	25	8	3	11	17	54

Coach	SUKHBAATAR Tulga
Assistant Coach	AMGALAN Enkhbaatar

NOR - Norway

No.	Name	MIN	Field Goals		2 Points		3 Points		Free Throws		Rebounds			AS	TO	ST	BS	PF	FD	PTS
			M/A	%	M/A	%	M/A	%	M/A	%	OR	DR	TOT							
4	MIDTVEDT Magnus	14:27	1/4	25	1/1	100	0/3	0	0/0	0	0	1	1	3	3	0	0	2	0	2
5	BOEHN Fredrik	15:32	9/12	75	3/5	60	6/7	86	0/0	0	0	0	0	0	1	2	0	1	0	24
*6	STIEN Anders	21:12	7/10	70	5/6	83	2/4	50	0/1	0	1	2	3	1	2	1	0	0	3	16
7	OSTBYE Nicolay	16:00	2/6	33	1/3	33	1/3	33	0/0	0	1	1	2	3	1	0	0	1	0	5
*8	JAWARA Karamo	18:44	4/7	57	4/6	67	0/1	0	0/0	0	1	6	7	5	1	1	0	2	1	8
9	LUNDESTAD Oevind	14:26	1/4	25	1/1	100	0/3	0	1/2	50	0	0	0	3	2	2	0	2	1	3
*10	BOLIN Aksel	18:52	4/7	57	3/3	100	1/4	25	0/0	0	2	2	4	5	1	3	3	3	1	9
*11	MJOS Stian	22:02	4/8	50	1/3	33	3/5	60	0/0	0	0	2	2	1	3	0	0	1	2	11
12	FIVELSTAD Magne	18:10	1/2	50	1/2	50	0/0	0	0/0	0	0	7	7	1	2	0	0	2	0	2
13	SOMMERFELDT Torgrim	13:07	0/5	0	0/1	0	0/4	0	0/0	0	0	1	1	0	2	2	0	1	1	0
*14	NWACHUKWU Roy Emeka	16:19	1/3	33	1/2	50	0/1	0	1/2	50	1	3	4	0	1	0	0	2	2	3
15	BRADASCIO Mattia	11:09	0/1	0	0/1	0	0/0	0	0/0	0	3	3	6	2	1	2	0	1	0	0
Team / Coach												3	3	6		2				
Totals			34/69	49	21/34	62	13/35	37	2/5	40	12	31	43	24	22	13	3	18	11	83

Coach	ECKHOFF Mathias
Assistant Coach	STOLLER Baard
	HACKMAN Brent

	MGL	NOR
Points from Turnovers	14	28
Points in the Paint	24	34
Second Chance Points	7	11
Fast Break Points	4	16

	MGL	NOR
Biggest Lead	2	31
Biggest Scoring Run	6-0 (30-46)	20-0 (2-20)
Lead Changes		1
Times Tied		0

LEGEND			
%	Shooting Percentage	(C)	Captain
BS	Blocked Shots	DR	Defensive Rebounds
OR	Offensive Rebounds	OTx	Overtime
S	Suspended	ST	Steals
(I)	Injured	FD	Fouls Drawn
		PF	Fouls
		TO	Turnovers
*	Starters	M/A	Made / Attempts
		PTS	Points
		TOT	Total Rebounds
AS	Assists	MIN	Minutes Played
		Qx	Quarter Time

Timing and Results provided by TISSOT



Game No: 77

Shot Chart
Схема бросков

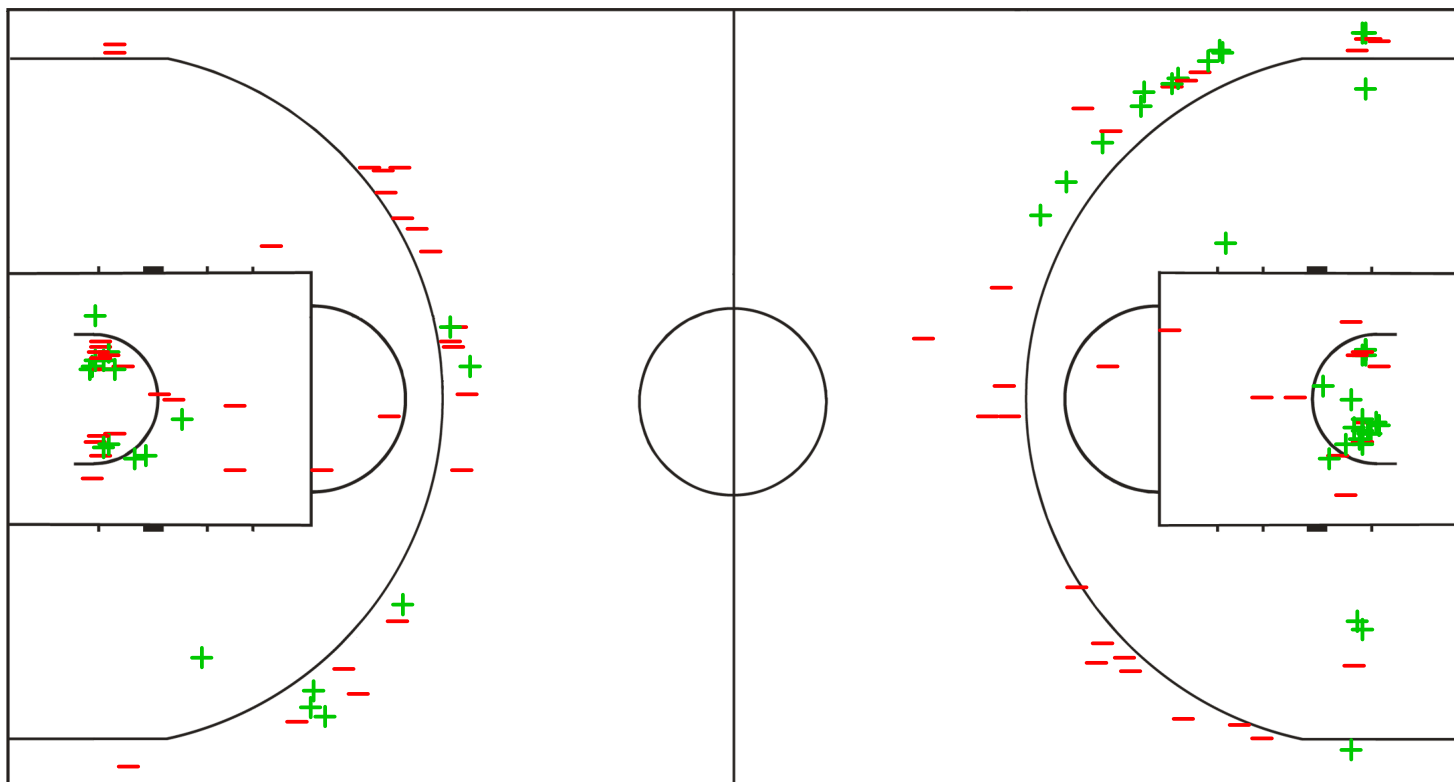
MGL 54 vs 83 NOR
(6 - 26, 16 - 15, 19 - 19, 13 - 23)

Scoring by 5 min intervals:

	Q1		Q2		Q3		Q4	
MGL	2	6	17	22	30	41	49	54
NOR	18	26	33	41	48	60	68	83

MGL - Mongolia

NOR - Norway



LEGEND

+ Shot Made

- Shot Missed

Timing and Results provided by **TISSOT**



Game No: 77

Shot Chart
Схема бросков

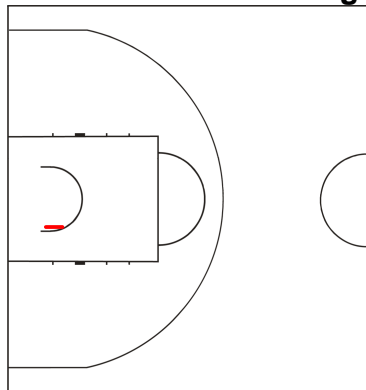
MGL 54 vs 83 NOR
(6 - 26, 16 - 15, 19 - 19, 13 - 23)

Scoring by 5 min intervals:

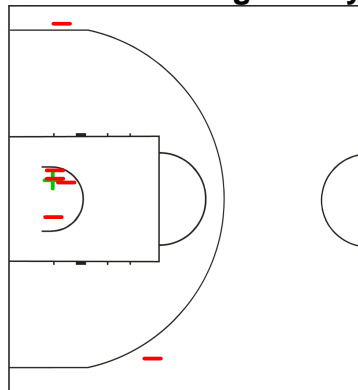
	Q1		Q2		Q3		Q4	
MGL	2	6	17	22	30	41	49	54
NOR	18	26	33	41	48	60	68	83

MGL - Mongolia

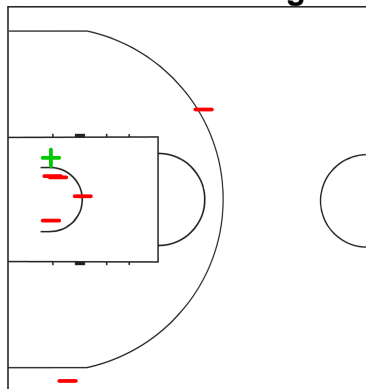
4 OTGONBAATAR Sergelen



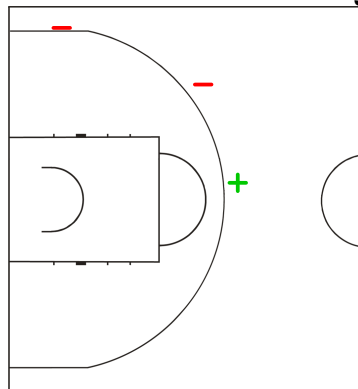
5 GOTOV Tsenguunbayar



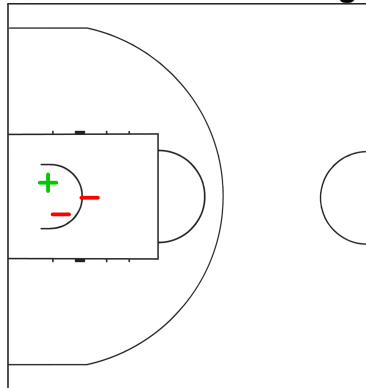
6 BATTUVSHIN Bilguun



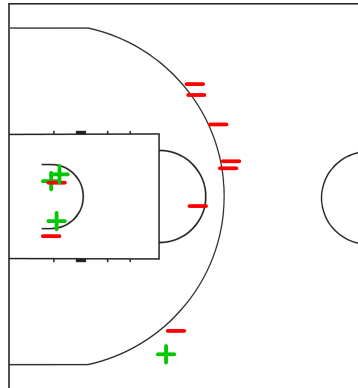
7 BATBOLD Darkhantugs



8 DAVAASAMBUU Delgernyam



9 TUNGALAG Sanchir



LEGEND

+ Shot Made

-

Shot Missed

Timing and Results provided by TISSOT



Game No: 77

Shot Chart
Схема бросков

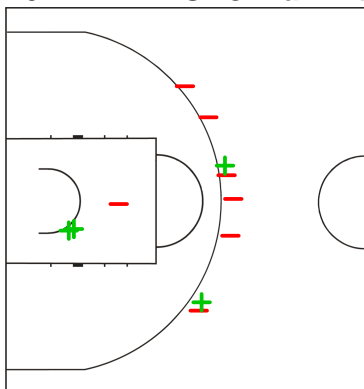
MGL 54 vs 83 NOR
(6 - 26, 16 - 15, 19 - 19, 13 - 23)

Scoring by 5 min intervals:

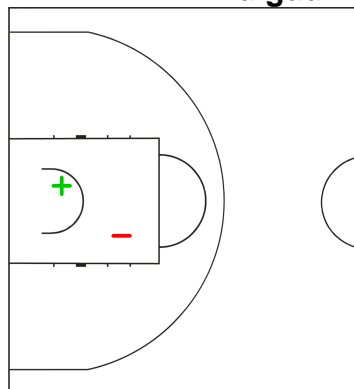
	Q1		Q2		Q3		Q4	
MGL	2	6	17	22	30	41	49	54
NOR	18	26	33	41	48	60	68	83

MGL - Mongolia

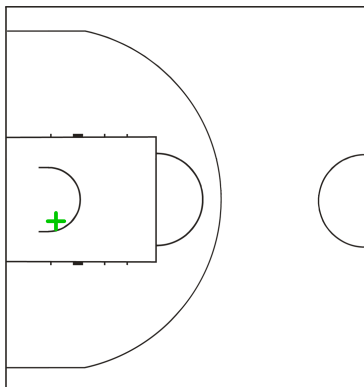
10 DAVAADORJ Munkhtuvshin



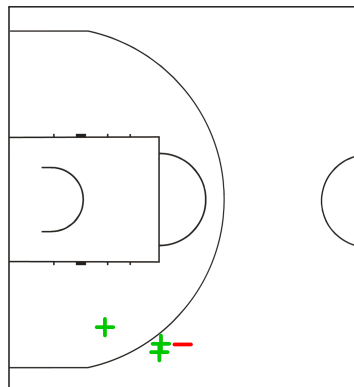
11 ENKHBAT Dulguun



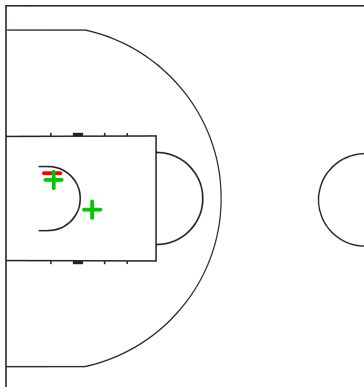
12 OTGONBAYAR Ochirbat



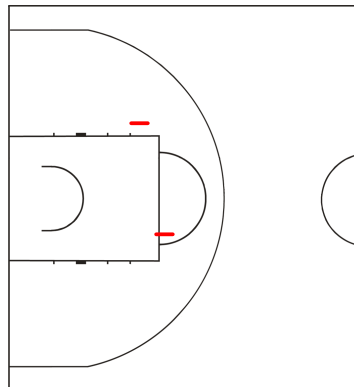
13 TSERENDAGVA Azbayar



14 ENKHTAIVAN Tserenbaatar



15 AVARZED Gansukh



LEGEND

+ Shot Made

-

Shot Missed

Timing and Results provided by **TISSOT**



Game No: 77

Shot Chart
Схема бросков

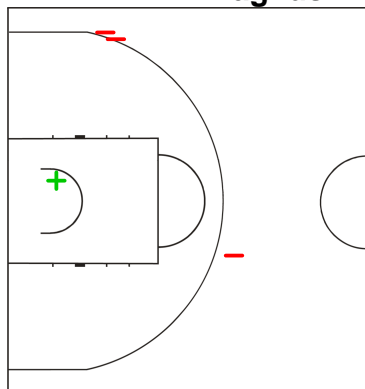
MGL 54 vs 83 NOR
(6 - 26, 16 - 15, 19 - 19, 13 - 23)

Scoring by 5 min intervals:

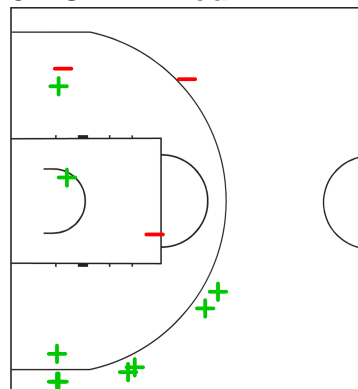
	Q1		Q2		Q3		Q4	
MGL	2	6	17	22	30	41	49	54
NOR	18	26	33	41	48	60	68	83

NOR - Norway

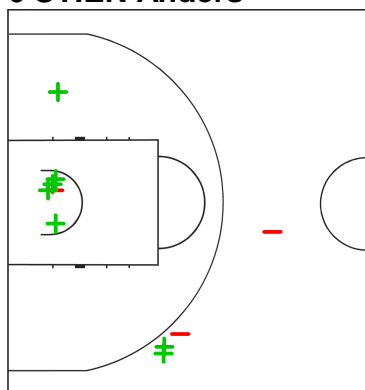
4 MIDTVEDT Magnus



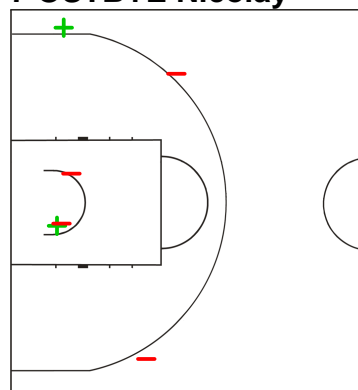
5 BOEHN Fredrik



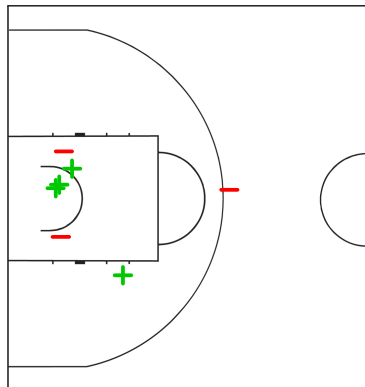
6 STIEN Anders



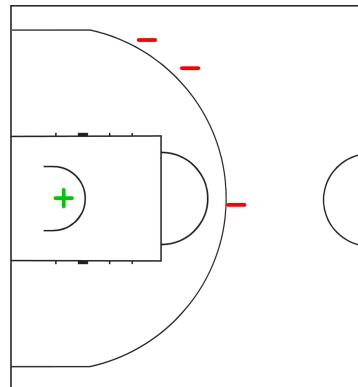
7 OSTBYE Nicolay



8 JAWARA Karamo



9 LUNDESTAD Oevind



LEGEND

+ Shot Made

-

Shot Missed

Timing and Results provided by TISSOT



Game No: 77

Shot Chart
Схема бросков

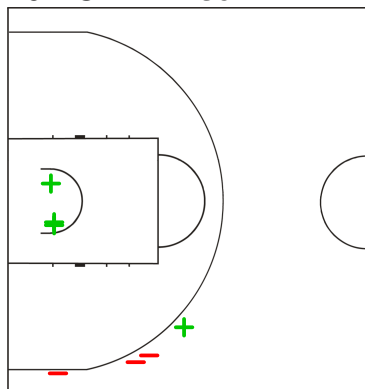
MGL 54 vs 83 NOR
(6 - 26, 16 - 15, 19 - 19, 13 - 23)

Scoring by 5 min intervals:

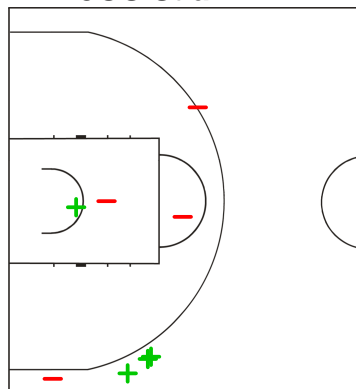
	Q1		Q2		Q3		Q4	
MGL	2	6	17	22	30	41	49	54
NOR	18	26	33	41	48	60	68	83

NOR - Norway

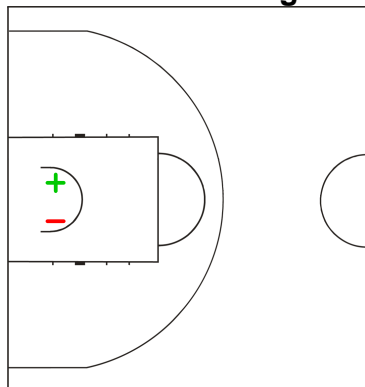
10 BOLIN Aksel



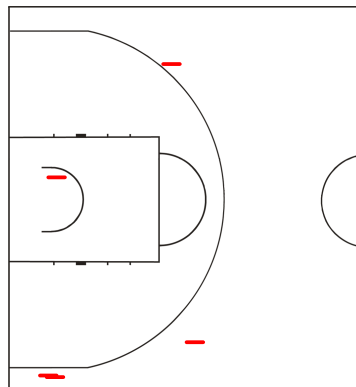
11 MJOS Stian



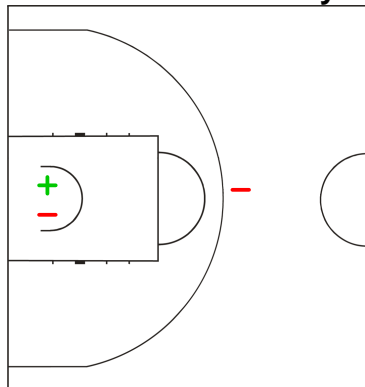
12 FIVELSTAD Magne



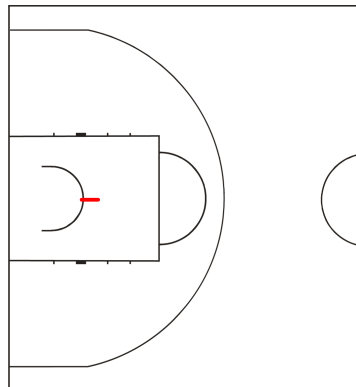
13 SOMMERFELDT Torgrim



14 NWACHUKWU Roy Emeka



15 BRADASCIO Mattia



LEGEND

+ Shot Made

-

Shot Missed



Game No: 77

Lineup Analysis

Анализ

MGL 54 vs 83 NOR

MGL

Lineup efficiency

4	OTGONBAATAR S	6	BATTUVSHIN B	9	TUNGALAG S	13	TSERENDAGVA A	14	ENKHTAIVAN T	4:41
5	GOTOV T	6	BATTUVSHIN B	10	DAVAADORJ M	13	TSERENDAGVA A	14	ENKHTAIVAN T	4:11
5	GOTOV T	10	DAVAADORJ M	11	ENKHBAT D	12	OTGONBAYAR O	15	AVARZED G	3:37
4	OTGONBAATAR S	6	BATTUVSHIN B	8	DAVAASAMBUU D	9	TUNGALAG S	10	DAVAADORJ M	3:12
6	BATTUVSHIN B	9	TUNGALAG S	13	TSERENDAGVA A	14	ENKHTAIVAN T	15	AVARZED G	2:31
4	OTGONBAATAR S	8	DAVAASAMBUU D	9	TUNGALAG S	13	TSERENDAGVA A	14	ENKHTAIVAN T	2:23
4	OTGONBAATAR S	6	BATTUVSHIN B	9	TUNGALAG S	10	DAVAADORJ M	13	TSERENDAGVA A	1:39
6	BATTUVSHIN B	7	BATBOLD D	8	DAVAASAMBUU D	9	TUNGALAG S	13	TSERENDAGVA A	1:26
7	BATBOLD D	8	DAVAASAMBUU D	10	DAVAADORJ M	12	OTGONBAYAR O	13	TSERENDAGVA A	1:26
5	GOTOV T	6	BATTUVSHIN B	10	DAVAADORJ M	11	ENKHBAT D	12	OTGONBAYAR O	1:22
5	GOTOV T	8	DAVAASAMBUU D	9	TUNGALAG S	10	DAVAADORJ M	14	ENKHTAIVAN T	1:21
5	GOTOV T	6	BATTUVSHIN B	7	BATBOLD D	14	ENKHTAIVAN T	15	AVARZED G	1:20
6	BATTUVSHIN B	7	BATBOLD D	8	DAVAASAMBUU D	12	OTGONBAYAR O	13	TSERENDAGVA A	1:13
6	BATTUVSHIN B	7	BATBOLD D	13	TSERENDAGVA A	14	ENKHTAIVAN T	15	AVARZED G	1:12
5	GOTOV T	8	DAVAASAMBUU D	10	DAVAADORJ M	12	OTGONBAYAR O	13	TSERENDAGVA A	1:11
5	GOTOV T	6	BATTUVSHIN B	7	BATBOLD D	8	DAVAASAMBUU D	9	TUNGALAG S	1:11
6	BATTUVSHIN B	8	DAVAASAMBUU D	9	TUNGALAG S	10	DAVAADORJ M	13	TSERENDAGVA A	1:09
5	GOTOV T	8	DAVAASAMBUU D	10	DAVAADORJ M	13	TSERENDAGVA A	14	ENKHTAIVAN T	1:05
5	GOTOV T	6	BATTUVSHIN B	9	TUNGALAG S	10	DAVAADORJ M	14	ENKHTAIVAN T	1:00
6	BATTUVSHIN B	7	BATBOLD D	8	DAVAASAMBUU D	13	TSERENDAGVA A	15	AVARZED G	0:49
4	OTGONBAATAR S	6	BATTUVSHIN B	9	TUNGALAG S	13	TSERENDAGVA A	15	AVARZED G	0:42
7	BATBOLD D	10	DAVAADORJ M	11	ENKHBAT D	12	OTGONBAYAR O	15	AVARZED G	0:42
5	GOTOV T	6	BATTUVSHIN B	9	TUNGALAG S	10	DAVAADORJ M	12	OTGONBAYAR O	0:34
5	GOTOV T	8	DAVAASAMBUU D	10	DAVAADORJ M	11	ENKHBAT D	12	OTGONBAYAR O	0:03

Score development

5	GOTOV T	8	DAVAASAMBUU D	9	TUNGALAG S	10	DAVAADORJ M	14	ENKHTAIVAN T	1:21	+4
6	BATTUVSHIN B	7	BATBOLD D	13	TSERENDAGVA A	14	ENKHTAIVAN T	15	AVARZED G	1:12	+3
4	OTGONBAATAR S	6	BATTUVSHIN B	8	DAVAASAMBUU D	9	TUNGALAG S	10	DAVAADORJ M	3:12	+3
5	GOTOV T	6	BATTUVSHIN B	10	DAVAADORJ M	13	TSERENDAGVA A	14	ENKHTAIVAN T	4:11	+3
5	GOTOV T	8	DAVAASAMBUU D	10	DAVAADORJ M	12	OTGONBAYAR O	13	TSERENDAGVA A	1:11	+2
5	GOTOV T	6	BATTUVSHIN B	10	DAVAADORJ M	11	ENKHBAT D	12	OTGONBAYAR O	1:22	+2
6	BATTUVSHIN B	7	BATBOLD D	8	DAVAASAMBUU D	13	TSERENDAGVA A	15	AVARZED G	0:49	+1
5	GOTOV T	6	BATTUVSHIN B	9	TUNGALAG S	10	DAVAADORJ M	12	OTGONBAYAR O	0:34	-1
4	OTGONBAATAR S	6	BATTUVSHIN B	9	TUNGALAG S	13	TSERENDAGVA A	15	AVARZED G	0:42	0
7	BATBOLD D	10	DAVAADORJ M	11	ENKHBAT D	12	OTGONBAYAR O	15	AVARZED G	0:42	-1
7	BATBOLD D	8	DAVAASAMBUU D	10	DAVAADORJ M	12	OTGONBAYAR O	13	TSERENDAGVA A	1:26	-1
4	OTGONBAATAR S	8	DAVAASAMBUU D	9	TUNGALAG S	13	TSERENDAGVA A	14	ENKHTAIVAN T	2:23	-1
6	BATTUVSHIN B	9	TUNGALAG S	13	TSERENDAGVA A	14	ENKHTAIVAN T	15	AVARZED G	2:31	-1
5	GOTOV T	8	DAVAASAMBUU D	10	DAVAADORJ M	13	TSERENDAGVA A	14	ENKHTAIVAN T	1:05	-2
5	GOTOV T	6	BATTUVSHIN B	7	BATBOLD D	8	DAVAASAMBUU D	9	TUNGALAG S	1:11	-2
6	BATTUVSHIN B	7	BATBOLD D	8	DAVAASAMBUU D	12	OTGONBAYAR O	13	TSERENDAGVA A	1:13	-2
5	GOTOV T	6	BATTUVSHIN B	7	BATBOLD D	14	ENKHTAIVAN T	15	AVARZED G	1:20	-2
6	BATTUVSHIN B	7	BATBOLD D	8	DAVAASAMBUU D	9	TUNGALAG S	13	TSERENDAGVA A	1:26	-2
4	OTGONBAATAR S	6	BATTUVSHIN B	9	TUNGALAG S	10	DAVAADORJ M	13	TSERENDAGVA A	1:39	-2
5	GOTOV T	8	DAVAASAMBUU D	10	DAVAADORJ M	11	ENKHBAT D	12	OTGONBAYAR O	0:03	-3
5	GOTOV T	10	DAVAADORJ M	11	ENKHBAT D	12	OTGONBAYAR O	15	AVARZED G	3:37	-3
5	GOTOV T	6	BATTUVSHIN B	9	TUNGALAG S	10	DAVAADORJ M	14	ENKHTAIVAN T	1:00	-4
6	BATTUVSHIN B	8	DAVAASAMBUU D	9	TUNGALAG S	10	DAVAADORJ M	13	TSERENDAGVA A	1:09	-6
4	OTGONBAATAR S	6	BATTUVSHIN B	9	TUNGALAG S	13	TSERENDAGVA A	14	ENKHTAIVAN T	4:41	-14



Game No: 77

Lineup Analysis

Анализ

NOR

Lineup efficiency


6	STIEN A	8	JAWARA K	10	BOLIN A	11	MJOS S	14	NWACHUKWU R	5:34
5	BOEHN F	7	OSTBYE N	12	FIVELSTAD M	13	SOMMERFELDT T	15	BRADASCIO M	3:49
4	MIDTVEDT M	5	BOEHN F	11	MJOS S	12	FIVELSTAD M	14	NWACHUKWU R	3:44
4	MIDTVEDT M	5	BOEHN F	9	LUNDESTAD O	12	FIVELSTAD M	15	BRADASCIO M	3:39
6	STIEN A	8	JAWARA K	10	BOLIN A	11	MJOS S	13	SOMMERFELDT T	2:46
6	STIEN A	7	OSTBYE N	8	JAWARA K	10	BOLIN A	11	MJOS S	2:41
4	MIDTVEDT M	6	STIEN A	7	OSTBYE N	9	LUNDESTAD O	14	NWACHUKWU R	2:03
4	MIDTVEDT M	6	STIEN A	7	OSTBYE N	9	LUNDESTAD O	15	BRADASCIO M	1:56
8	JAWARA K	10	BOLIN A	11	MJOS S	12	FIVELSTAD M	13	SOMMERFELDT T	1:46
4	MIDTVEDT M	6	STIEN A	10	BOLIN A	11	MJOS S	14	NWACHUKWU R	1:40
5	BOEHN F	8	JAWARA K	10	BOLIN A	11	MJOS S	14	NWACHUKWU R	1:39
6	STIEN A	7	OSTBYE N	9	LUNDESTAD O	13	SOMMERFELDT T	15	BRADASCIO M	1:36
5	BOEHN F	7	OSTBYE N	8	JAWARA K	9	LUNDESTAD O	12	FIVELSTAD M	1:32
6	STIEN A	9	LUNDESTAD O	11	MJOS S	12	FIVELSTAD M	13	SOMMERFELDT T	1:26
6	STIEN A	7	OSTBYE N	9	LUNDESTAD O	12	FIVELSTAD M	13	SOMMERFELDT T	1:14
4	MIDTVEDT M	5	BOEHN F	8	JAWARA K	10	BOLIN A	14	NWACHUKWU R	1:00
7	OSTBYE N	8	JAWARA K	9	LUNDESTAD O	10	BOLIN A	12	FIVELSTAD M	1:00
8	JAWARA K	10	BOLIN A	11	MJOS S	13	SOMMERFELDT T	14	NWACHUKWU R	0:30
4	MIDTVEDT M	6	STIEN A	8	JAWARA K	10	BOLIN A	11	MJOS S	0:16
4	MIDTVEDT M	5	BOEHN F	7	OSTBYE N	14	NWACHUKWU R	15	BRADASCIO M	0:09

Score development

6	STIEN A	8	JAWARA K	10	BOLIN A	11	MJOS S	14	NWACHUKWU R	5:34	+16
6	STIEN A	7	OSTBYE N	8	JAWARA K	10	BOLIN A	11	MJOS S	2:41	+7
5	BOEHN F	7	OSTBYE N	12	FIVELSTAD M	13	SOMMERFELDT T	15	BRADASCIO M	3:49	+7
4	MIDTVEDT M	5	BOEHN F	9	LUNDESTAD O	12	FIVELSTAD M	15	BRADASCIO M	3:39	+4
7	OSTBYE N	8	JAWARA K	9	LUNDESTAD O	10	BOLIN A	12	FIVELSTAD M	1:00	+2
5	BOEHN F	8	JAWARA K	10	BOLIN A	11	MJOS S	14	NWACHUKWU R	1:39	+2
4	MIDTVEDT M	6	STIEN A	10	BOLIN A	11	MJOS S	14	NWACHUKWU R	1:40	+2
8	JAWARA K	10	BOLIN A	11	MJOS S	12	FIVELSTAD M	13	SOMMERFELDT T	1:46	+2
6	STIEN A	7	OSTBYE N	9	LUNDESTAD O	12	FIVELSTAD M	13	SOMMERFELDT T	1:14	+1
6	STIEN A	9	LUNDESTAD O	11	MJOS S	12	FIVELSTAD M	13	SOMMERFELDT T	1:26	+1
6	STIEN A	7	OSTBYE N	9	LUNDESTAD O	13	SOMMERFELDT T	15	BRADASCIO M	1:36	+1
4	MIDTVEDT M	5	BOEHN F	7	OSTBYE N	14	NWACHUKWU R	15	BRADASCIO M	0:09	0
4	MIDTVEDT M	6	STIEN A	8	JAWARA K	10	BOLIN A	11	MJOS S	0:16	0
8	JAWARA K	10	BOLIN A	11	MJOS S	13	SOMMERFELDT T	14	NWACHUKWU R	0:30	0
4	MIDTVEDT M	5	BOEHN F	8	JAWARA K	10	BOLIN A	14	NWACHUKWU R	1:00	0
4	MIDTVEDT M	6	STIEN A	7	OSTBYE N	9	LUNDESTAD O	15	BRADASCIO M	1:56	-1
5	BOEHN F	7	OSTBYE N	8	JAWARA K	9	LUNDESTAD O	12	FIVELSTAD M	1:32	-3
4	MIDTVEDT M	6	STIEN A	7	OSTBYE N	9	LUNDESTAD O	14	NWACHUKWU R	2:03	-3
4	MIDTVEDT M	5	BOEHN F	11	MJOS S	12	FIVELSTAD M	14	NWACHUKWU R	3:44	-3
6	STIEN A	8	JAWARA K	10	BOLIN A	11	MJOS S	13	SOMMERFELDT T	2:46	-4

LEGEND

+ Shot Made - Shot Missed

Timing and Results provided by  TISSOT



Game No: 83

Start List

Стартовый список

UKR vs SWE

Referee: KOVER Fabio (BRA)

Umpire: AL BULUSHI Ahmed (OMA) / TIEN Hsiao-Lun (TPE)

UKR - Ukraine

No.	Name	Pos	Height m / ft in	Age	Current Games Statistics						
					PPG	FG%	3FG%	FT%	RPG	APG	MPG (GP)
4	SAINIIEV VasyI		1.77/5'10"	24	5.4	22	31	50	4.4	2.4	29:22 (5)
5	PAVLENKO Oleksii		1.88/6'2"	23	4.0	33	13	60	0.6	1.0	17:23 (5)
6	KYRYCHOK Andrii		1.93/6'4"	21	1.8	30	0	50	0.5	0.0	6:23 (4)
7	DOLENKO Oleksandr		1.90/6'3"	23	5.0	26	14	80	3.2	1.2	16:48 (5)
8	BOROVSKIY Rodion		2.02/6'8"	20	5.5	43	33		3.3	0.5	9:45 (4)
9	POLYULYAK Mykola		1.92/6'4"	22	9.0	40	32	38	5.4	1.8	26:39 (5)
10	MYKHAILOV Anton		1.97/6'6"	21	5.4	38	0	45	2.0	1.0	17:00 (5)
11	OLKHOVSKIY Roman		1.97/6'6"	22	1.0	11	0	50	2.5	0.8	7:25 (4)
12	MOTORCHUK Viacheslav		2.08/6'10"	21	4.0	50		27	5.3	1.0	13:57 (4)
13	POLIEZHAIIEV Ivan		2.04/6'8"	24	7.2	38	22	57	6.2	0.8	19:31 (5)
14	MARCHENKO Dmytro		2.02/6'8"	21	6.2	31	0	53	4.6	0.4	19:40 (5)
15	ROCHNIAK Anton		2.04/6'8"	21	18.0	56	67	56	6.4	2.0	28:33 (5)
Team			1.96/6'5"	21.9	70.0	38	31	52	48.4	12.4	
Coach		KULIBABA Valentyn									
Assistant Coach		ARABADZHY Tymur									

UKR Played		
PR	KOR	98 - 100
PR	GER	58 - 78
PR	EST	52 - 71
PR	RUS	43 - 94
PR	OMA	99 - 35

SWE - Sweden

No.	Name	Pos	Height m / ft in	Age	Current Games Statistics						
					PPG	FG%	3FG%	FT%	RPG	APG	MPG (GP)
4	BARTON Charles	G	1.91/6'3"	21	6.8	35	23	75	2.5	3.5	25:38 (6)
5	JOSEPH Mike	G	1.84/6'0"	22	5.8	33	44	79	1.7	3.8	25:10 (6)
6	CZERAPOWICZ Chris	G	2.00/6'7"	21	13.2	36	33	75	4.7	2.0	27:34 (6)
7	KARLSSON Andreas	G	2.00/6'7"	24	4.2	38	44	50	2.3	0.3	14:47 (6)
8	SUNDSTROM Gustav	G	1.99/6'6"	22	7.7	43	11	78	2.3	0.5	18:30 (6)
10	LINDELL Odin	F	2.05/6'9"	23	6.0	50		40	3.2	0.3	19:35 (6)
11	RONSTROM Johan	F	2.02/6'8"	23	0.7	25	0		0.3	0.3	5:49 (3)
12	NORMAN Sebastian	C	2.07/6'9"	20	2.8	39		50	3.0	0.2	12:47 (6)
13	HARTMAN Richard	F	2.01/6'7"	24	4.3	57	0	17	4.3	0.5	15:53 (4)
14	LINDQVIST Alexander	F	2.05/6'9"	22	12.7	44	56	81	6.2	1.0	24:44 (6)
15	HAMPTON Pierre	F	2.01/6'7"	22	7.0	37	17	75	4.0	1.6	21:14 (5)
Team			2.00/6'7"	22.2	68.2	40	31	67	36.8	13.5	
Coach		BOSNIC Vedran									
Assistant Coach		BENGTSSON Viktor									

SWE Played		
PR	CAN	69 - 84
PR	AUS	53 - 70
PR	USA	65 - 83
PR	UAE	79 - 69
PR	CZE	63 - 65
Q17	CHI	80 - 49

LEGEND

(1)	Point Guard	(2)	Shooting Guard	(3)	Small Forward	(4)	Power Forward	(5)	Centre
(C)	Captain	3FG%	3 Points Field Goals %	APG	Assists per Game	C	Centre	F	Forward
FG%	Field Goals %	FT%	Free Throws %	G	Guard	GP	Games Played	MPG	Minutes Played per Game
Pos	Playing Position	PPG	Points per Game	PR	Preliminary Round	RPG	Rebounds per Game		

Timing and Data Handling by Tissot



Game No: 83

Results

Результаты

Attendance: 72

Match Duration: 1:38

UKR 73 vs 75 SWE

(16:16, 25:20, 16:16, 16:23)

Referee: KOVER Fabio (BRA)

Commissioner:

Umpire: AL BULUSHI Ahmed (OMA) / TIEN Hsiao-Lun (TPE)

Scoring by 5 min intervals:	UKR	Q1		Q2		Q3		Q4	
		SWE	6	16	30	41	45	57	61
		7	16	31	36	52	52	62	75

UKR - Ukraine

No.	Name	MIN	Field Goals		2 Points		3 Points		Free Throws		Rebounds			AS	TO	ST	BS	PF	FD	PTS	
			M/A	%	M/A	%	M/A	%	M/A	%	OR	DR	TOT								
*4	SAINIIEV Vasyi	30:03	1/5	20	0/1	0	1/4	25	2/4	50	0	3	3	6	3	3	0	4	2	5	
5	PAVLENKO Olexsii	6:05	0/3	0	0/2	0	0/1	0	0/0	0	0	0	0	0	1	0	0	1	1	0	
6	KYRYCHOK Andrii	0:00	0/0	0	0/0	0	0/0	0	0/0	0	0	0	0	0	0	0	0	0	0	0	
7	DOLENKO Olexsandr	17:38	2/5	40	2/4	50	0/1	0	1/2	50	0	2	2	1	3	0	0	4	3	5	
8	BOROVSKIY Rodion	7:34	1/2	50	0/0	0	1/2	50	0/0	0	0	2	2	0	0	1	0	0	0	3	
*9	POLYULYAK Mykola	34:39	10/15	67	6/8	75	4/7	57	5/6	83	1	5	6	4	1	0	1	3	2	29	
*10	MYKHAILOV Anton	24:13	1/4	25	0/3	0	1/1	100	0/0	0	2	3	5	0	2	0	0	2	0	3	
11	OLKHOVSKIY Roman	4:12	0/0	0	0/0	0	0/0	0	0/0	0	0	1	1	0	0	1	0	0	0	0	
12	MOTORCHUK Viacheslav	8:04	0/2	0	0/2	0	0/0	0	0/0	0	1	1	2	0	1	0	0	1	0	0	
*13	POLIEZHAIIEV Ivan	16:06	1/6	17	1/4	25	0/2	0	1/4	25	1	3	4	1	1	0	0	1	2	3	
14	MARCHENKO Dmytro	19:42	2/2	100	2/2	100	0/0	0	0/1	0	2	1	3	1	1	0	0	1	3	4	
*15	ROCHNIAK Anton	31:44	8/12	67	6/10	60	2/2	100	3/5	60	2	2	4	0	3	0	0	0	4	21	
Team / Coach											0			2		2					
Totals			26/56	46	17/36	47	9/20	45	12/22	55	9	25	34	13	16	5	1	17	17	73	
Coach		KULIBABA Valentyn																			
Assistant Coach		ARABADZHY Tymur																			

SWE - Sweden

No.	Name	MIN	Field Goals		2 Points		3 Points		Free Throws		Rebounds			AS	TO	ST	BS	PF	FD	PTS	
			M/A	%	M/A	%	M/A	%	M/A	%	OR	DR	TOT								
*4	BARTON Charles	32:19	3/11	27	1/7	14	2/4	50	2/4	50	0	2	2	4	2	0	0	1	4	10	
5	JOSEPH Mike	20:53	2/5	40	1/3	33	1/2	50	2/2	100	0	1	1	4	3	1	0	2	3	7	
*6	CZERAPOWICZ Chris	34:53	6/12	50	5/8	63	1/4	25	3/6	50	0	4	4	4	1	1	0	2	3	16	
*7	KARLSSON Andreas	17:08	2/5	40	2/5	40	0/0	0	0/0	0	1	4	5	1	2	2	0	0	1	4	
8	SUNDSTROM Gustav	22:53	8/11	73	7/10	70	1/1	100	2/3	67	2	3	5	1	0	3	0	3	2	19	
*10	LINDELL Odin	12:37	0/1	0	0/1	0	0/0	0	0/0	0	0	1	1	0	0	0	1	4	1	0	
11	RONSTROM Johan	0:00	0/0	0	0/0	0	0/0	0	0/0	0	0	0	0	0	0	0	0	0	0	0	
12	NORMAN Sebastian	7:09	0/2	0	0/2	0	0/0	0	0/0	0	1	0	1	0	0	0	1	0	0	0	
13	HARTMAN Richard	24:49	3/4	75	3/3	100	0/1	0	0/0	0	1	2	3	0	1	0	0	2	0	6	
*14	LINDQVIST Alexander	27:19	5/11	45	4/9	44	1/2	50	2/2	100	3	3	6	1	3	1	0	4	3	13	
15	HAMPTON Pierre	0:00	0/0	0	0/0	0	0/0	0	0/0	0	0	0	0	0	0	0	0	0	0	0	
Team / Coach											1			2		3					
Totals			29/62	47	23/48	48	6/14	43	11/17	65	9	22	31	15	12	8	2	18	17	75	
Coach		BOSNIC Vedran																			
Assistant Coach		BENGTSSON Viktor																			

	UKR	SWE
Points from Turnovers	9	13
Points in the Paint	24	28
Second Chance Points	9	8
Fast Break Points	1	7

	UKR	SWE
Biggest Lead	6	9
Biggest Scoring Run	14-0 (57-52)	10-0 (43-52)
Lead Changes	14	
Times Tied	8	

LEGEND			
%	Shooting Percentage	(C)	Captain
BS	Blocked Shots	DR	Defensive Rebounds
OR	Offensive Rebounds	OTx	Overtime
S	Suspended	ST	Steals
(I)	Injured	FD	Fouls Drawn
PF	Fouls	M/A	Made / Attempts
PTS	Points	AS	Assists
TOT	Total Rebounds	MIN	Minutes Played
		Qx	Quarter Time

Timing and Data Handling by Tissot



Game No: 83

Shot Chart

Схема бросков

UKR 73 vs 75 SWE

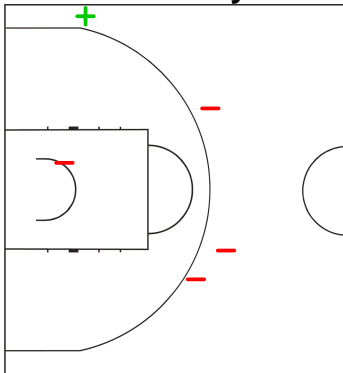
(16 - 16, 25 - 20, 16 - 16, 16 - 23)

Scoring by 5 min intervals:

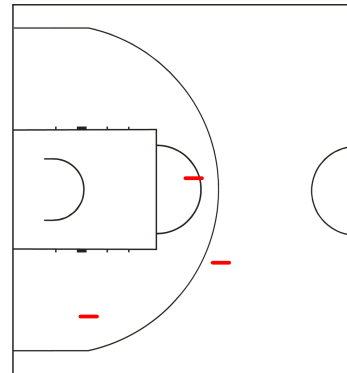
	Q1		Q2		Q3		Q4	
UKR	6	16	30	41	45	57	61	73
SWE	7	16	31	36	52	52	62	75

UKR - Ukraine

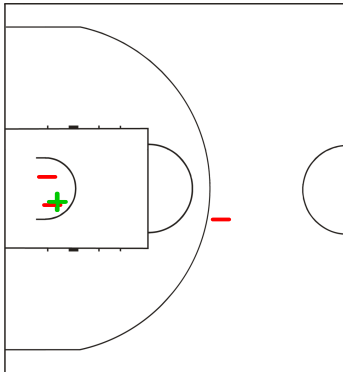
4 SAINIIEV Vasyl



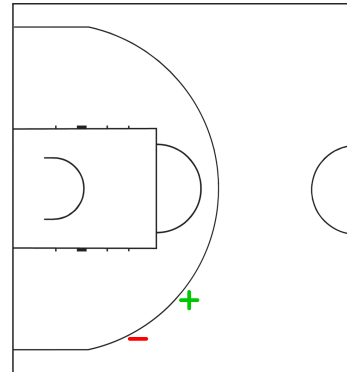
5 PAVLENKO Oleksii



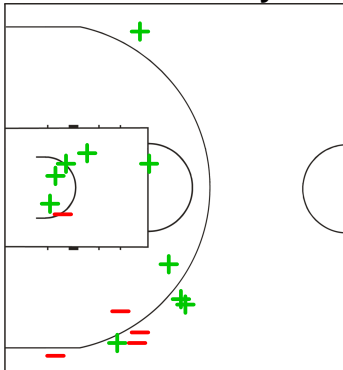
7 DOLENKO Oleksandr



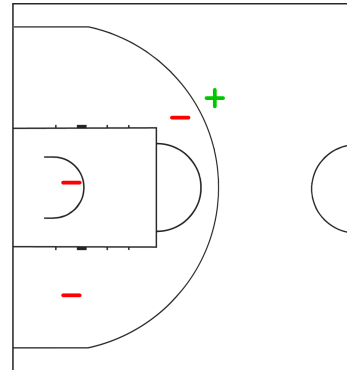
8 BOROVSKYI Rodion



9 POLYULYAK Mykola



10 MYKHAILOV Anton



LEGEND

+ Shot Made

-

Shot Missed

Timing and Data Handling by Tissot

Report Created MON 15 JUL 2013 19:42



Game No: 83

Shot Chart

Схема бросков

UKR 73 vs 75 SWE

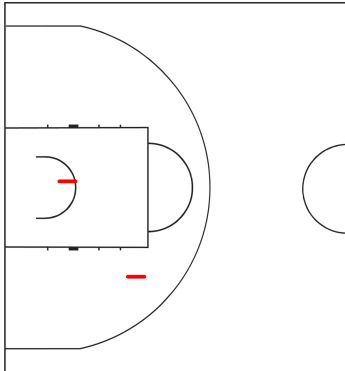
(16 - 16, 25 - 20, 16 - 16, 16 - 23)

Scoring by 5 min intervals:

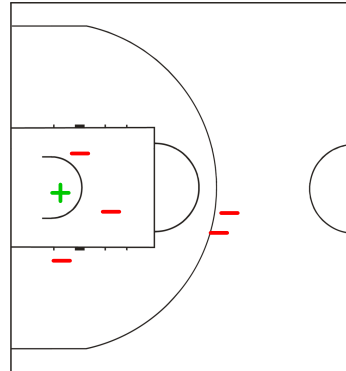
	Q1		Q2		Q3		Q4	
UKR	6	16	30	41	45	57	61	73
SWE	7	16	31	36	52	52	62	75

UKR - Ukraine

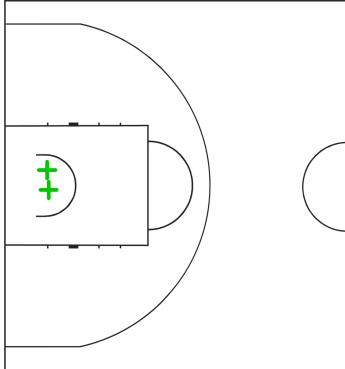
12 MOTORCHUK Viacheslav



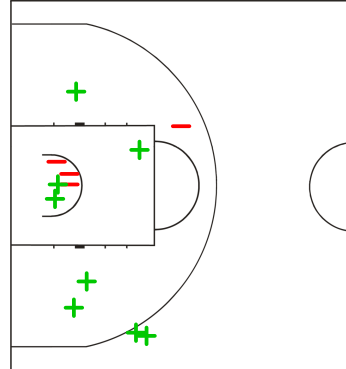
13 POLIEZHAIIEV Ivan



14 MARCHENKO Dmytro



15 ROCHNIAK Anton



LEGEND

+ Shot Made

-

Shot Missed

Timing and Data Handling by Tissot



Game No: 83

Shot Chart

Схема бросков

UKR 73 vs 75 SWE

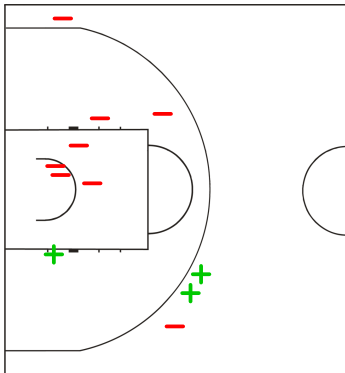
(16 - 16, 25 - 20, 16 - 16, 16 - 23)

Scoring by 5 min intervals:

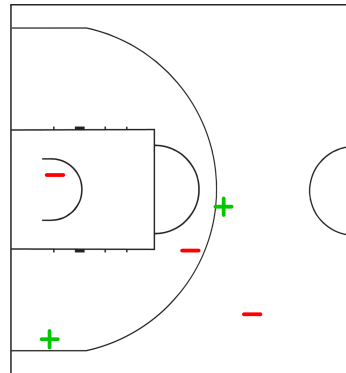
	Q1		Q2		Q3		Q4	
UKR	6	16	30	41	45	57	61	73
SWE	7	16	31	36	52	52	62	75

SWE - Sweden

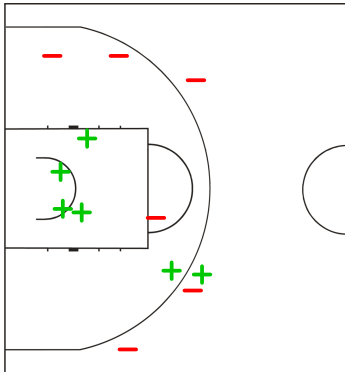
4 BARTON Charles



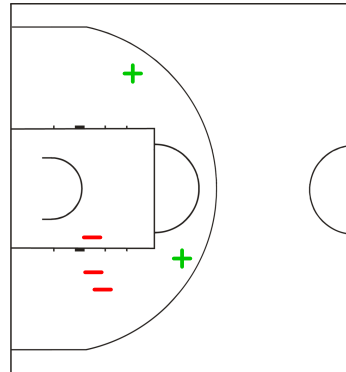
5 JOSEPH Mike



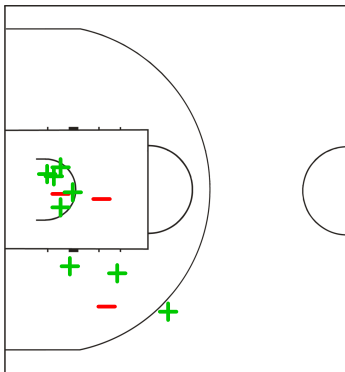
6 CZERAPOWICZ Chris



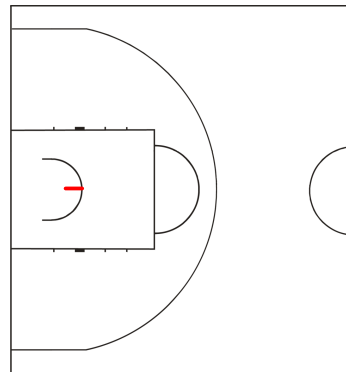
7 KARLSSON Andreas



8 SUNDSTROM Gustav



10 LINDELL Odin



LEGEND

+ Shot Made

-

Shot Missed

Timing and Data Handling by Tissot



Game No: 83

Shot Chart

Схема бросков

UKR 73 vs 75 SWE

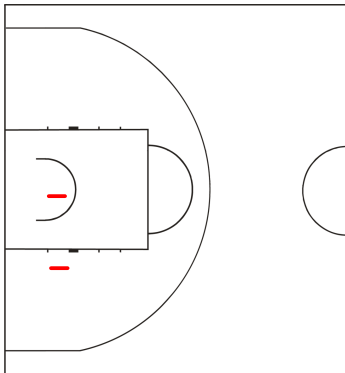
(16 - 16, 25 - 20, 16 - 16, 16 - 23)

Scoring by 5 min intervals:

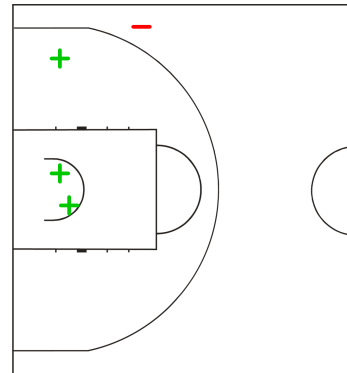
	Q1		Q2		Q3		Q4	
UKR	6	16	30	41	45	57	61	73
SWE	7	16	31	36	52	52	62	75

SWE - Sweden

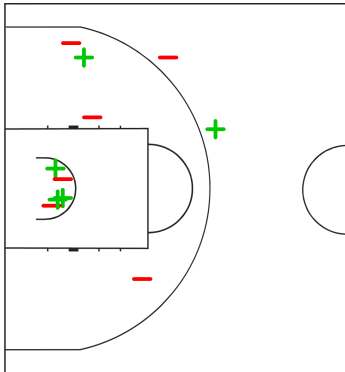
12 NORMAN Sebastian



13 HARTMAN Richard



14 LINDQVIST Alexander



LEGEND

+ Shot Made

- Shot Missed

Timing and Data Handling by Tissot



Game No: 83

Lineup Analysis

Анализ

UKR 73 vs 75 SWE

UKR

Lineup efficiency

4	SAINIIEV V	9	POLYULYAK M	10	MYKHAILOV A	13	POLIEZHAIEV I	15	ROCHNIAK A	9:06
4	SAINIIEV V	8	BOROVSKIY R	9	POLYULYAK M	14	MARCHENKO D	15	ROCHNIAK A	4:01
7	DOLENKO O	9	POLYULYAK M	11	OLKHOVSKIY R	14	MARCHENKO D	15	ROCHNIAK A	3:31
4	SAINIIEV V	7	DOLENKO O	9	POLYULYAK M	13	POLIEZHAIEV I	14	MARCHENKO D	3:27
4	SAINIIEV V	5	PAVLENKO O	9	POLYULYAK M	14	MARCHENKO D	15	ROCHNIAK A	3:00
4	SAINIIEV V	9	POLYULYAK M	10	MYKHAILOV A	12	MOTORCHUK V	15	ROCHNIAK A	2:05
4	SAINIIEV V	7	DOLENKO O	9	POLYULYAK M	10	MYKHAILOV A	15	ROCHNIAK A	1:41
7	DOLENKO O	9	POLYULYAK M	10	MYKHAILOV A	13	POLIEZHAIEV I	15	ROCHNIAK A	1:31
5	PAVLENKO O	7	DOLENKO O	8	BOROVSKIY R	10	MYKHAILOV A	12	MOTORCHUK V	1:24
4	SAINIIEV V	7	DOLENKO O	10	MYKHAILOV A	12	MOTORCHUK V	15	ROCHNIAK A	1:21
7	DOLENKO O	9	POLYULYAK M	10	MYKHAILOV A	13	POLIEZHAIEV I	14	MARCHENKO D	1:01
4	SAINIIEV V	7	DOLENKO O	10	MYKHAILOV A	13	POLIEZHAIEV I	15	ROCHNIAK A	1:01
4	SAINIIEV V	9	POLYULYAK M	10	MYKHAILOV A	14	MARCHENKO D	15	ROCHNIAK A	0:58
5	PAVLENKO O	9	POLYULYAK M	10	MYKHAILOV A	14	MARCHENKO D	15	ROCHNIAK A	0:54
7	DOLENKO O	8	BOROVSKIY R	9	POLYULYAK M	10	MYKHAILOV A	12	MOTORCHUK V	0:52
4	SAINIIEV V	8	BOROVSKIY R	9	POLYULYAK M	12	MOTORCHUK V	15	ROCHNIAK A	0:50
4	SAINIIEV V	5	PAVLENKO O	10	MYKHAILOV A	14	MARCHENKO D	15	ROCHNIAK A	0:47
7	DOLENKO O	9	POLYULYAK M	10	MYKHAILOV A	12	MOTORCHUK V	14	MARCHENKO D	0:44
4	SAINIIEV V	9	POLYULYAK M	11	OLKHOVSKIY R	14	MARCHENKO D	15	ROCHNIAK A	0:41
4	SAINIIEV V	7	DOLENKO O	8	BOROVSKIY R	10	MYKHAILOV A	12	MOTORCHUK V	0:27
4	SAINIIEV V	7	DOLENKO O	10	MYKHAILOV A	12	MOTORCHUK V	14	MARCHENKO D	0:21
4	SAINIIEV V	7	DOLENKO O	9	POLYULYAK M	14	MARCHENKO D	15	ROCHNIAK A	0:17

Score development

7	DOLENKO O	9	POLYULYAK M	11	OLKHOVSKIY R	14	MARCHENKO D	15	ROCHNIAK A	3:31	+6
4	SAINIIEV V	8	BOROVSKIY R	9	POLYULYAK M	14	MARCHENKO D	15	ROCHNIAK A	4:01	+5
4	SAINIIEV V	8	BOROVSKIY R	9	POLYULYAK M	12	MOTORCHUK V	15	ROCHNIAK A	0:50	+3
4	SAINIIEV V	5	PAVLENKO O	9	POLYULYAK M	14	MARCHENKO D	15	ROCHNIAK A	3:00	+3
4	SAINIIEV V	7	DOLENKO O	10	MYKHAILOV A	12	MOTORCHUK V	15	ROCHNIAK A	1:21	+2
7	DOLENKO O	9	POLYULYAK M	10	MYKHAILOV A	12	MOTORCHUK V	14	MARCHENKO D	0:44	+1
5	PAVLENKO O	9	POLYULYAK M	10	MYKHAILOV A	14	MARCHENKO D	15	ROCHNIAK A	0:54	+1
7	DOLENKO O	9	POLYULYAK M	10	MYKHAILOV A	13	POLIEZHAIEV I	15	ROCHNIAK A	1:31	+1
4	SAINIIEV V	7	DOLENKO O	9	POLYULYAK M	10	MYKHAILOV A	15	ROCHNIAK A	1:41	+1
4	SAINIIEV V	7	DOLENKO O	8	BOROVSKIY R	10	MYKHAILOV A	12	MOTORCHUK V	0:27	0
4	SAINIIEV V	9	POLYULYAK M	11	OLKHOVSKIY R	14	MARCHENKO D	15	ROCHNIAK A	0:41	0
4	SAINIIEV V	9	POLYULYAK M	10	MYKHAILOV A	14	MARCHENKO D	15	ROCHNIAK A	0:58	-1
4	SAINIIEV V	9	POLYULYAK M	10	MYKHAILOV A	12	MOTORCHUK V	15	ROCHNIAK A	2:05	0
4	SAINIIEV V	7	DOLENKO O	9	POLYULYAK M	14	MARCHENKO D	15	ROCHNIAK A	0:17	-2
4	SAINIIEV V	7	DOLENKO O	10	MYKHAILOV A	12	MOTORCHUK V	14	MARCHENKO D	0:21	-2
4	SAINIIEV V	5	PAVLENKO O	10	MYKHAILOV A	14	MARCHENKO D	15	ROCHNIAK A	0:47	-2
7	DOLENKO O	8	BOROVSKIY R	9	POLYULYAK M	10	MYKHAILOV A	12	MOTORCHUK V	0:52	-2
7	DOLENKO O	9	POLYULYAK M	10	MYKHAILOV A	13	POLIEZHAIEV I	14	MARCHENKO D	1:01	-2
5	PAVLENKO O	7	DOLENKO O	8	BOROVSKIY R	10	MYKHAILOV A	12	MOTORCHUK V	1:24	-2
4	SAINIIEV V	7	DOLENKO O	9	POLYULYAK M	13	POLIEZHAIEV I	14	MARCHENKO D	3:27	-2
4	SAINIIEV V	9	POLYULYAK M	10	MYKHAILOV A	13	POLIEZHAIEV I	15	ROCHNIAK A	9:06	-4
4	SAINIIEV V	7	DOLENKO O	10	MYKHAILOV A	13	POLIEZHAIEV I	15	ROCHNIAK A	1:01	-6



Game No: 83

Lineup Analysis

Анализ

SWE

Lineup efficiency

4 BARTON C	5 JOSEPH M	6 CZERAPOWICZ C	13 HARTMAN R	14 LINDQVIST A	5:02
4 BARTON C	6 CZERAPOWICZ C	7 KARLSSON A	12 NORMAN S	13 HARTMAN R	4:19
4 BARTON C	5 JOSEPH M	8 SUNDSTROM G	10 LINDELL O	14 LINDQVIST A	3:07
4 BARTON C	6 CZERAPOWICZ C	7 KARLSSON A	10 LINDELL O	14 LINDQVIST A	2:33
4 BARTON C	6 CZERAPOWICZ C	8 SUNDSTROM G	12 NORMAN S	13 HARTMAN R	2:32
4 BARTON C	6 CZERAPOWICZ C	7 KARLSSON A	8 SUNDSTROM G	14 LINDQVIST A	2:32
4 BARTON C	6 CZERAPOWICZ C	7 KARLSSON A	13 HARTMAN R	14 LINDQVIST A	2:18
4 BARTON C	6 CZERAPOWICZ C	8 SUNDSTROM G	10 LINDELL O	14 LINDQVIST A	2:10
4 BARTON C	5 JOSEPH M	6 CZERAPOWICZ C	10 LINDELL O	14 LINDQVIST A	1:57
5 JOSEPH M	6 CZERAPOWICZ C	8 SUNDSTROM G	13 HARTMAN R	14 LINDQVIST A	1:52
5 JOSEPH M	6 CZERAPOWICZ C	8 SUNDSTROM G	10 LINDELL O	13 HARTMAN R	1:40
5 JOSEPH M	6 CZERAPOWICZ C	7 KARLSSON A	8 SUNDSTROM G	13 HARTMAN R	1:26
4 BARTON C	6 CZERAPOWICZ C	7 KARLSSON A	8 SUNDSTROM G	13 HARTMAN R	1:21
4 BARTON C	6 CZERAPOWICZ C	8 SUNDSTROM G	13 HARTMAN R	14 LINDQVIST A	1:05
4 BARTON C	5 JOSEPH M	8 SUNDSTROM G	13 HARTMAN R	14 LINDQVIST A	0:58
4 BARTON C	5 JOSEPH M	6 CZERAPOWICZ C	8 SUNDSTROM G	13 HARTMAN R	0:57
4 BARTON C	5 JOSEPH M	6 CZERAPOWICZ C	8 SUNDSTROM G	14 LINDQVIST A	0:46
5 JOSEPH M	6 CZERAPOWICZ C	8 SUNDSTROM G	10 LINDELL O	14 LINDQVIST A	0:45
5 JOSEPH M	6 CZERAPOWICZ C	7 KARLSSON A	13 HARTMAN R	14 LINDQVIST A	0:41
5 JOSEPH M	6 CZERAPOWICZ C	7 KARLSSON A	8 SUNDSTROM G	14 LINDQVIST A	0:39
5 JOSEPH M	7 KARLSSON A	8 SUNDSTROM G	13 HARTMAN R	14 LINDQVIST A	0:37
4 BARTON C	5 JOSEPH M	7 KARLSSON A	8 SUNDSTROM G	10 LINDELL O	0:25
4 BARTON C	6 CZERAPOWICZ C	7 KARLSSON A	12 NORMAN S	14 LINDQVIST A	0:17
5 JOSEPH M	6 CZERAPOWICZ C	8 SUNDSTROM G	12 NORMAN S	13 HARTMAN R	0:01

Score development

4 BARTON C	5 JOSEPH M	6 CZERAPOWICZ C	10 LINDELL O	14 LINDQVIST A	1:57	+5
4 BARTON C	5 JOSEPH M	6 CZERAPOWICZ C	8 SUNDSTROM G	13 HARTMAN R	0:57	+3
4 BARTON C	6 CZERAPOWICZ C	8 SUNDSTROM G	10 LINDELL O	14 LINDQVIST A	2:10	+3
5 JOSEPH M	6 CZERAPOWICZ C	7 KARLSSON A	8 SUNDSTROM G	14 LINDQVIST A	0:39	+2
4 BARTON C	5 JOSEPH M	8 SUNDSTROM G	13 HARTMAN R	14 LINDQVIST A	0:58	+1
4 BARTON C	6 CZERAPOWICZ C	8 SUNDSTROM G	13 HARTMAN R	14 LINDQVIST A	1:05	+1
5 JOSEPH M	6 CZERAPOWICZ C	8 SUNDSTROM G	10 LINDELL O	13 HARTMAN R	1:40	+1
4 BARTON C	6 CZERAPOWICZ C	8 SUNDSTROM G	12 NORMAN S	13 HARTMAN R	2:32	+1
4 BARTON C	5 JOSEPH M	6 CZERAPOWICZ C	13 HARTMAN R	14 LINDQVIST A	5:02	+1
5 JOSEPH M	6 CZERAPOWICZ C	8 SUNDSTROM G	12 NORMAN S	13 HARTMAN R	0:01	0
4 BARTON C	6 CZERAPOWICZ C	7 KARLSSON A	12 NORMAN S	14 LINDQVIST A	0:17	0
4 BARTON C	5 JOSEPH M	7 KARLSSON A	8 SUNDSTROM G	10 LINDELL O	0:25	0
5 JOSEPH M	7 KARLSSON A	8 SUNDSTROM G	13 HARTMAN R	14 LINDQVIST A	0:37	0
4 BARTON C	5 JOSEPH M	6 CZERAPOWICZ C	8 SUNDSTROM G	14 LINDQVIST A	0:46	0
5 JOSEPH M	6 CZERAPOWICZ C	8 SUNDSTROM G	13 HARTMAN R	14 LINDQVIST A	1:52	0
4 BARTON C	6 CZERAPOWICZ C	7 KARLSSON A	8 SUNDSTROM G	14 LINDQVIST A	2:32	0
4 BARTON C	6 CZERAPOWICZ C	7 KARLSSON A	10 LINDELL O	14 LINDQVIST A	2:33	0
4 BARTON C	6 CZERAPOWICZ C	7 KARLSSON A	12 NORMAN S	13 HARTMAN R	4:19	-1
5 JOSEPH M	6 CZERAPOWICZ C	7 KARLSSON A	13 HARTMAN R	14 LINDQVIST A	0:41	-2
5 JOSEPH M	6 CZERAPOWICZ C	8 SUNDSTROM G	10 LINDELL O	14 LINDQVIST A	0:45	-2
4 BARTON C	6 CZERAPOWICZ C	7 KARLSSON A	8 SUNDSTROM G	13 HARTMAN R	1:21	-2
5 JOSEPH M	6 CZERAPOWICZ C	7 KARLSSON A	8 SUNDSTROM G	13 HARTMAN R	1:26	-2
4 BARTON C	5 JOSEPH M	8 SUNDSTROM G	10 LINDELL O	14 LINDQVIST A	3:07	-4
4 BARTON C	6 CZERAPOWICZ C	7 KARLSSON A	13 HARTMAN R	14 LINDQVIST A	2:18	-5

LEGEND

+ Shot Made - Shot Missed

Timing and Data Handling by Tissot



Game No: 73

Start List

Стартовый список

ROU vs BRA

Referee: VECHERSKIS Mindaugas (LTU)
Umpire: ZAPOLSKI Dariusz (POL) / BELIAKOV Sergei (RUS)

ROU - Romania

No.	Name	Pos	Height m / ft in	Age	Current Games Statistics						
					PPG	FG%	3FG%	FT%	RPG	APG	MPG (GP)
4	PETRISOR Catalin	G	1.87/6'2"	20	4.0	23	13	100	2.2	1.6	18:32 (5)
5	ROSU Adrian	F	1.95/6'5"	22	2.2	25	10	67	2.4	0.2	9:15 (5)
6	DUMITRESCU Vlad	G	1.92/6'4"	23	1.8	33	25	57	2.0	1.0	12:42 (5)
7	CORPODEAN Vlad	G	1.92/6'4"	22	7.8	42	44	88	4.4	1.4	26:58 (5)
8	ORBEANU Iulian	F	2.04/6'8"	23	5.0	42	9	40	2.6	0.2	14:32 (5)
9	IOAN Dan	F	1.95/6'5"	21	0.0				0.0	0.0	0:45 (1)
10	NEGOITescu Vlad	F	2.04/6'8"	21	2.3	67	0	50	1.7	0.0	3:53 (3)
11	TOTH George	C	2.12/6'11"	20	7.8	59		45	2.8	0.0	13:15 (5)
12	POP Alexandru	G	1.80/5'11"	23	0.8	8	0	40	1.8	3.6	21:36 (5)
13	TOROK Rolland	F	2.03/6'8"	22	10.0	39	0	75	7.8	1.8	25:05 (5)
14	GUTOAIA Adrian	F	1.98/6'6"	23	17.2	42	30	88	4.0	2.0	30:47 (5)
15	TIBIRNA Bogdan	C	2.11/6'11"	22	11.6	47	42	68	7.2	2.2	24:46 (5)
Team			1.98/6'6"	21.8	61.3	40	21	70	35.2	11.7	
Coach		COSTESCU Tudor									
Assistant Coach		MIRON Paul Ionel									

ROU Played		
PR	PHI	20 - 0
PR	JPN	77 - 57
PR	MGL	89 - 72
PR	MEX	76 - 67
PR	SRB	53 - 78
QF	RUS	53 - 78


BRA - Brazil

No.	Name	Pos	Height m / ft in	Age	Current Games Statistics						
					PPG	FG%	3FG%	FT%	RPG	APG	MPG (GP)
4	FELICIO Cristiano	C	2.08/6'10"	21	14.8	71		82	6.5	0.7	22:15 (6)
5	MARIANO Lucas	F	2.05/6'9"	19	7.8	43	18	79	3.8	0.3	21:18 (6)
6	ALVES MAIA Rafael	F	2.01/6'7"	21	5.2	68		33	5.3	0.7	13:29 (6)
7	GONCALVES Isaac	G	1.94/6'4"	23	3.5	41	14	100	1.5	0.5	12:03 (6)
8	SILVA Andre	PF	2.00/6'7"	22	8.0	55	46	83	3.3	0.8	19:17 (6)
9	DEODATO Guilherme	SG	1.92/6'4"	22	9.3	47	36	88	3.7	2.2	19:44 (6)
10	MEINDL Leonardo	SG	1.97/6'6"	20	10.7	49	36	57	5.0	1.5	19:58 (6)
11	DALLA BARBA Matheus	G	1.98/6'6"	22	6.6	48	41	67	2.0	0.6	14:50 (5)
12	BERNARDI Joao	PF	1.97/6'6"	23	10.0	65	50	91	3.3	1.3	17:55 (6)
13	CORAZZA NETO Elio	PG	1.91/6'3"	23	4.7	32	18	80	1.8	4.5	16:28 (6)
14	CAMPOS Jefferson	PG	1.85/6'1"	22	3.0	27	33	100	1.0	3.7	8:31 (3)
15	CHAIA George	PG	1.86/6'1"	22	4.2	26	20	86	3.2	5.2	20:51 (6)
Team			1.96/6'5"	21.7	85.2	51	33	75	42.7	20.0	
Coach		SANTOS NETO Jose Alves									
Assistant Coach		DE CONTI Gustavo Antonio									

BRA Played		
PR	CHN	107 - 65
PR	FIN	75 - 65
PR	CHI	106 - 40
PR	LTU	69 - 77
PR	NOR	77 - 47
QF	CAN	77 - 88

LEGEND

(1)	Point Guard	(2)	Shooting Guard	(3)	Small Forward	(4)	Power Forward	(5)	Centre
(C)	Captain	3FG%	3 Points Field Goals %	APG	Assists per Game	C	Centre	F	Forward
FG%	Field Goals %	FT%	Free Throws %	G	Guard	GP	Games Played	MPG	Minutes Played per Game
Pos	Playing Position	PPG	Points per Game	PR	Preliminary Round	QF	Quarterfinal	RPG	Rebounds per Game

Timing and Results provided by  TISSOT



Game No: 73

Results
Результаты

Attendance: 177

Match Duration: 1:46

ROU 82 vs 75 BRA
(26:23, 13:13, 16:16, 27:23)

Referee: VECHERSKIS Mindaugas (LTU)

Commissioner:

Umpire: ZAPOLSKI Dariusz (POL) / BELIAKOV Sergei (RUS)

Scoring by 5 min intervals:	ROU	Q1		Q2		Q3		Q4	
		M	A	M	A	M	A	M	A
	ROU	14	26	30	39	47	55	65	82
	BRA	16	23	28	36	44	52	59	75

ROU - Romania

No.	Name	MIN	Field Goals		2 Points		3 Points		Free Throws		Rebounds			AS	TO	ST	BS	PF	FD	PTS
			M/A	%	M/A	%	M/A	%	M/A	%	OR	DR	TOT							
4	PETRISOR Catalin	18:59	3/5	60	2/3	67	1/2	50	3/3	100	0	0	0	2	2	1	0	3	1	10
5	ROSU Adrian	9:13	1/3	33	1/2	50	0/1	0	3/3	100	0	0	0	0	0	0	0	0	1	5
6	DUMITRESCU Vlad	17:05	1/1	100	0/0	0	1/1	100	0/0	0	0	2	2	0	2	0	0	1	0	3
*7	CORPODEAN Vlad	22:55	0/2	0	0/0	0	0/2	0	0/0	0	0	2	2	1	1	0	0	2	1	0
8	ORBEANU Iulian	10:21	2/5	40	2/3	67	0/2	0	0/0	0	0	0	0	0	1	0	0	1	1	4
9	IOAN Dan	0:00	0/0	0	0/0	0	0/0	0	0/0	0	0	0	0	0	0	0	0	0	0	0
10	NEGOITESCU Vlad	6:37	0/0	0	0/0	0	0/0	0	0/0	0	0	3	3	0	0	0	0	3	0	0
11	TOTH George	14:49	3/4	75	3/4	75	0/0	0	0/0	0	1	4	5	0	1	2	2	2	1	6
*12	POP Alexandru	20:52	2/5	40	1/1	100	1/4	25	0/0	0	0	5	5	3	0	1	0	4	3	5
*13	TOROK Rolland	23:11	6/7	86	6/7	86	0/0	0	5/9	56	3	5	8	0	3	2	0	2	6	17
*14	GUTOAIA Adrian	30:47	5/11	45	5/7	71	0/4	0	11/14	79	0	2	2	2	5	2	0	2	11	21
*15	TIBIRNA Bogdan	25:11	3/8	38	2/4	50	1/4	25	4/4	100	1	3	4	4	2	3	1	4	3	11
Team / Coach											0	0	0							
Totals			26/51	51	22/31	71	4/20	20	26/33	79	5	26	31	12	17	11	3	24	28	82

Coach	COSTESCU Tudor
Assistant Coach	MIRON Paul Ionel

BRA - Brazil

No.	Name	MIN	Field Goals		2 Points		3 Points		Free Throws		Rebounds			AS	TO	ST	BS	PF	FD	PTS
			M/A	%	M/A	%	M/A	%	M/A	%	OR	DR	TOT							
*4	FELICIO Cristiano	30:47	7/10	70	7/10	70	0/0	0	4/9	44	5	6	11	0	1	0	0	3	5	18
5	MARIANO Lucas	14:28	0/5	0	0/2	0	0/3	0	1/2	50	0	1	1	0	2	1	0	3	1	1
6	ALVES MAIA Rafael	18:39	1/2	50	1/2	50	0/0	0	1/5	20	4	7	11	1	1	1	0	2	6	3
7	GONCALVES Isaac	18:53	1/5	20	1/3	33	0/2	0	1/2	50	1	2	3	0	3	1	0	1	3	3
*8	SILVA Andre	15:21	2/2	100	1/1	100	1/1	100	2/2	100	0	0	0	2	2	0	0	5	1	7
*9	DEODATO Guilherme	21:16	4/9	44	4/5	80	0/4	0	1/2	50	0	3	3	2	2	3	0	2	3	9
*10	MEINDL Leonardo	14:18	3/7	43	2/3	67	1/4	25	0/0	0	0	2	2	1	3	0	0	4	1	7
11	DALLA BARBA Matheus	16:44	4/6	67	3/3	100	1/3	33	2/2	100	0	1	1	1	1	0	0	2	1	11
12	BERNARDI Joao	9:34	1/3	33	1/3	33	0/0	0	0/0	0	0	1	1	0	2	1	0	0	0	2
13	CORAZZA NETO Elio	13:41	2/5	40	2/3	67	0/2	0	1/2	50	0	1	1	1	0	0	1	3	1	5
14	CAMPOS Jefferson	0:00	0/0	0	0/0	0	0/0	0	0/0	0	0	0	0	0	0	0	0	0	0	0
*15	CHAIA George	26:19	3/11	27	1/8	13	2/3	67	1/2	50	2	0	2	1	2	2	0	3	1	9
Team / Coach											2	1	3							
Totals			28/65	43	23/43	53	5/22	23	14/28	50	14	25	39	9	19	9	1	28	23	75

Coach	SANTOS NETO Jose Alves
Assistant Coach	DE CONTI Gustavo Antonio

	ROU	BRA
Points from Turnovers	16	20
Points in the Paint	36	34
Second Chance Points	4	4
Fast Break Points	2	5

	ROU	BRA
Biggest Lead	11	5
Biggest Scoring Run	8-0 (28-23)	7-0 (39-43)
Lead Changes	11	
Times Tied	5	

LEGEND			
%	Shooting Percentage	(C)	Captain
BS	Blocked Shots	DR	Defensive Rebounds
OR	Offensive Rebounds	OTx	Overtime
S	Suspended	ST	Steals
(I)	Injured	FD	Fouls Drawn
PF	Fouls	PTS	Points
TO	Turnovers	TOT	Total Rebounds
*	Starters	AS	Assists
M/A	Made / Attempts	MIN	Minutes Played
Qx	Quarter Time		

Timing and Results provided by TISSOT



Game No: 73

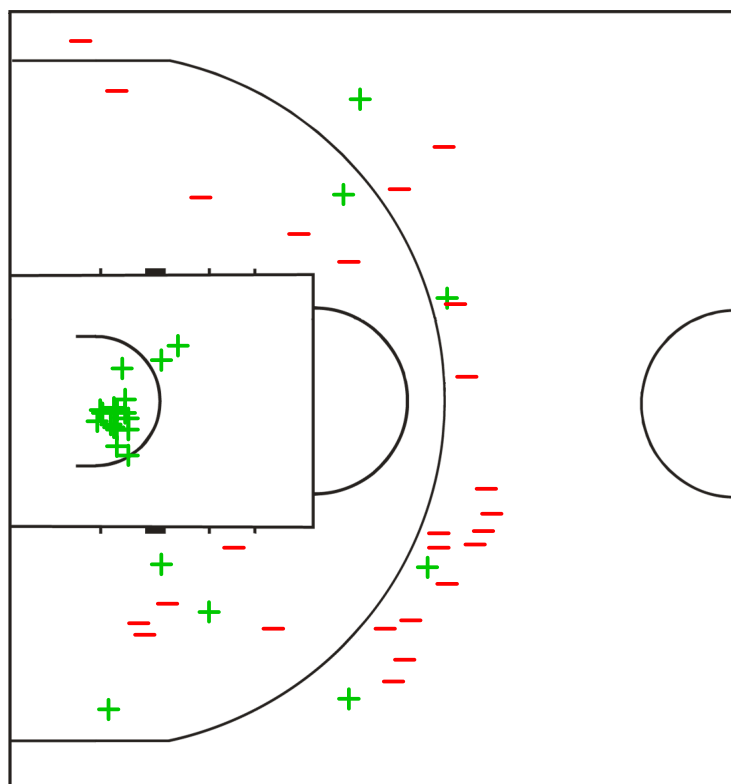
Shot Chart
Схема бросков

ROU 82 vs 75 BRA
(26 - 23, 13 - 13, 16 - 16, 27 - 23)

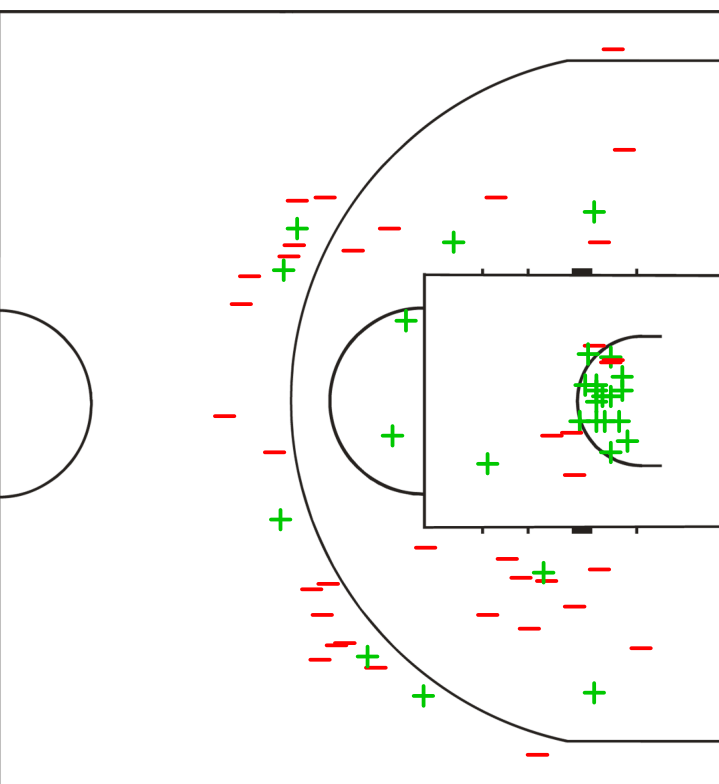
Scoring by 5 min intervals:

	Q1		Q2		Q3		Q4	
ROU	14	26	30	39	47	55	65	82
BRA	16	23	28	36	44	52	59	75

ROU - Romania



BRA - Brazil



LEGEND	
+	Shot Made
-	Shot Missed

Timing and Results provided by **TISSOT**



Game No: 73

Shot Chart
Схема бросков

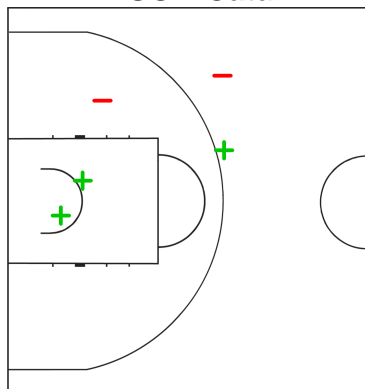
ROU 82 vs 75 BRA
(26 - 23, 13 - 13, 16 - 16, 27 - 23)

Scoring by 5 min intervals:

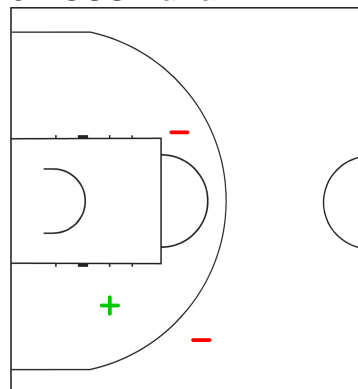
	Q1		Q2		Q3		Q4	
ROU	14	26	30	39	47	55	65	82
BRA	16	23	28	36	44	52	59	75

ROU - Romania

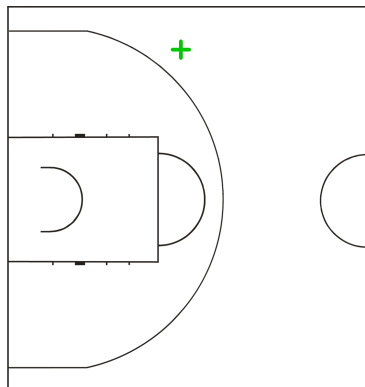
4 PETRISOR Catalin



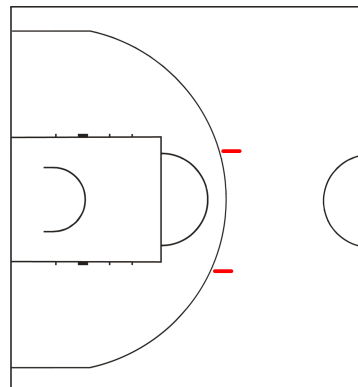
5 ROSU Adrian



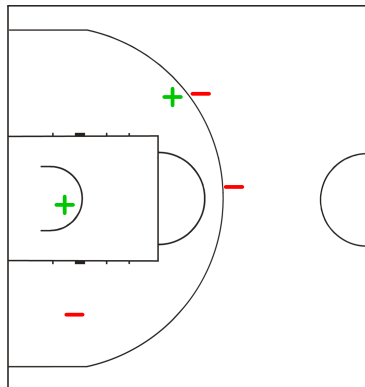
6 DUMITRESCU Vlad



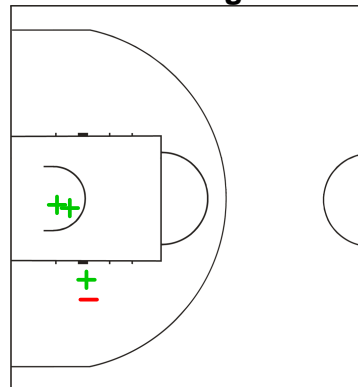
7 CORPODEAN Vlad



8 ORBEANU Iulian



11 TOTH George



LEGEND

+ Shot Made

-

Shot Missed

Timing and Results provided by TISSOT



Game No: 73

Shot Chart
Схема бросков

ROU 82 vs 75 BRA

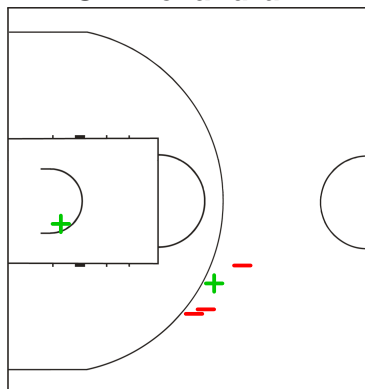
(26 - 23, 13 - 13, 16 - 16, 27 - 23)

Scoring by 5 min intervals:

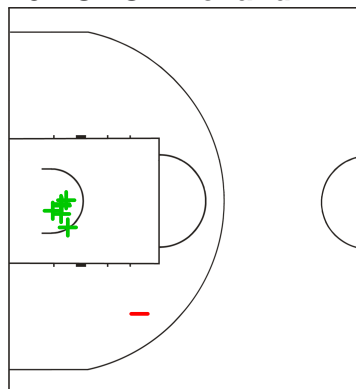
	Q1		Q2		Q3		Q4	
ROU	14	26	30	39	47	55	65	82
BRA	16	23	28	36	44	52	59	75

ROU - Romania

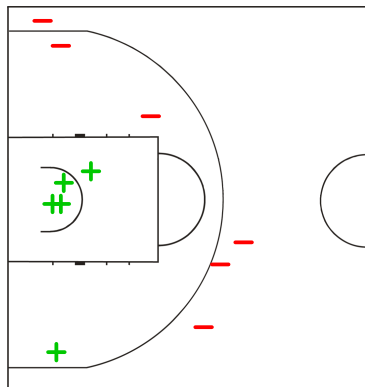
12 POP Alexandru



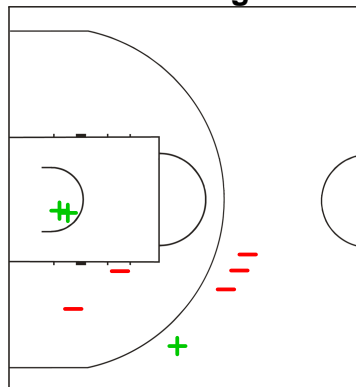
13 TOROK Rolland



14 GUTOAIA Adrian



15 TIBIRNA Bogdan



LEGEND

+ Shot Made

- Shot Missed

Timing and Results provided by **TISSOT**



Game No: 73

Shot Chart
Схема бросков

ROU 82 vs 75 BRA

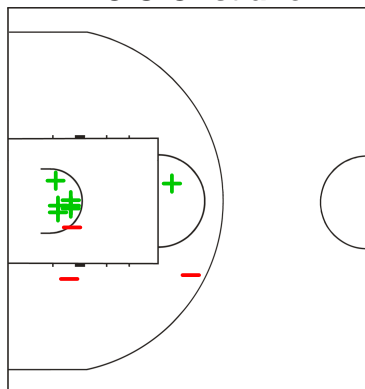
(26 - 23, 13 - 13, 16 - 16, 27 - 23)

Scoring by 5 min intervals:

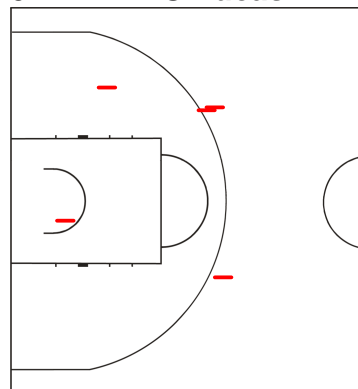
	Q1		Q2		Q3		Q4	
ROU	14	26	30	39	47	55	65	82
BRA	16	23	28	36	44	52	59	75

BRA - Brazil

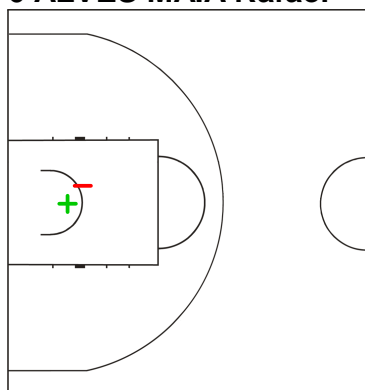
4 FELICIO Cristiano



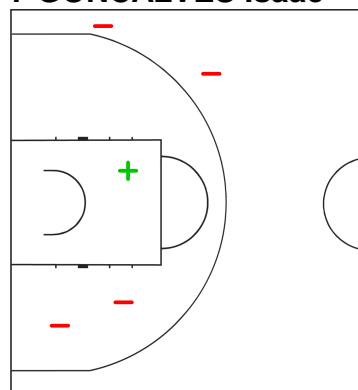
5 MARIANO Lucas



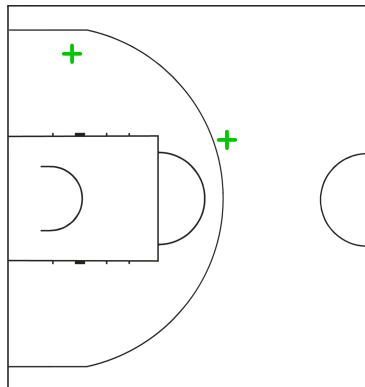
6 ALVES MAIA Rafael



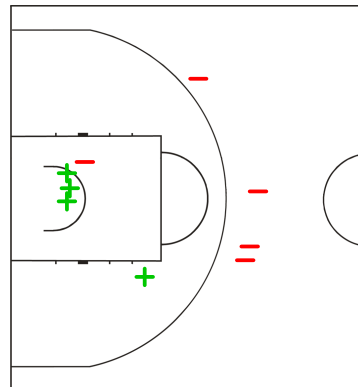
7 GONCALVES Isaac



8 SILVA Andre



9 DEODATO Guilherme



LEGEND

+ Shot Made

-

Shot Missed

Timing and Results provided by **TISSOT**



Game No: 73

Shot Chart
Схема бросков

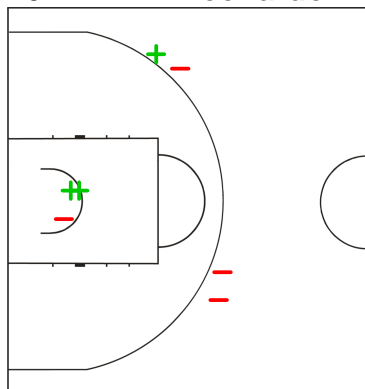
ROU 82 vs 75 BRA
(26 - 23, 13 - 13, 16 - 16, 27 - 23)

Scoring by 5 min intervals:

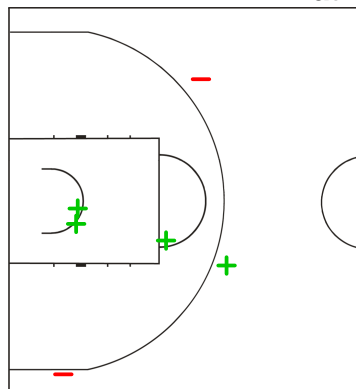
	Q1		Q2		Q3		Q4	
ROU	14	26	30	39	47	55	65	82
BRA	16	23	28	36	44	52	59	75

BRA - Brazil

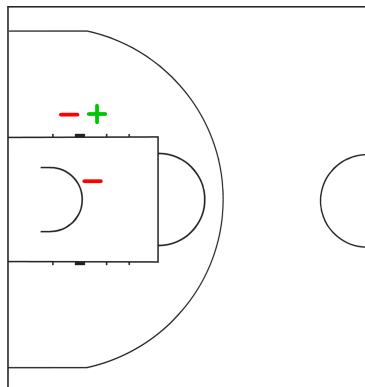
10 MEINDL Leonardo



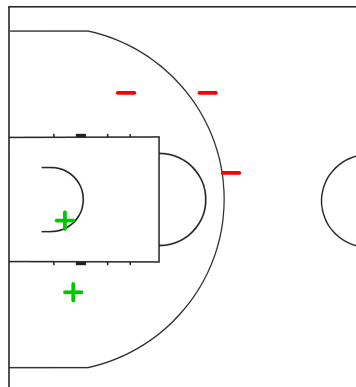
11 DALLA BARBA Matheus



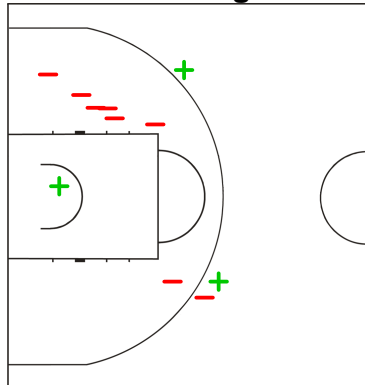
12 BERNARDI Joao



13 CORAZZA NETO Elio



15 CHAIA George



LEGEND

+ Shot Made

- Shot Missed



Game No: 73

Lineup Analysis

Анализ

ROU 82 vs 75 BRA

ROU

Lineup efficiency

7	CORPODEAN V	12	POP A	13	TOROK R	14	GUTOAIA A	15	TIBIRNA B	10:20
4	PETRISOR C	7	CORPODEAN V	13	TOROK R	14	GUTOAIA A	15	TIBIRNA B	5:26
7	CORPODEAN V	11	TOTH G	12	POP A	13	TOROK R	14	GUTOAIA A	3:00
7	CORPODEAN V	10	NEGOITescu V	11	TOTH G	12	POP A	14	GUTOAIA A	2:58
4	PETRISOR C	5	ROSU A	6	DUMITRESCU V	10	NEGOITescu V	11	TOTH G	2:42
4	PETRISOR C	5	ROSU A	6	DUMITRESCU V	8	ORBEANU I	15	TIBIRNA B	2:39
4	PETRISOR C	5	ROSU A	6	DUMITRESCU V	8	ORBEANU I	11	TOTH G	2:15
4	PETRISOR C	6	DUMITRESCU V	11	TOTH G	13	TOROK R	14	GUTOAIA A	2:08
6	DUMITRESCU V	12	POP A	13	TOROK R	14	GUTOAIA A	15	TIBIRNA B	2:03
4	PETRISOR C	6	DUMITRESCU V	8	ORBEANU I	14	GUTOAIA A	15	TIBIRNA B	2:03
5	ROSU A	6	DUMITRESCU V	8	ORBEANU I	12	POP A	15	TIBIRNA B	1:37
4	PETRISOR C	6	DUMITRESCU V	8	ORBEANU I	11	TOTH G	14	GUTOAIA A	1:30
7	CORPODEAN V	10	NEGOITescu V	12	POP A	14	GUTOAIA A	15	TIBIRNA B	0:46
4	PETRISOR C	7	CORPODEAN V	11	TOTH G	13	TOROK R	14	GUTOAIA A	0:14
7	CORPODEAN V	8	ORBEANU I	10	NEGOITescu V	14	GUTOAIA A	15	TIBIRNA B	0:09
6	DUMITRESCU V	8	ORBEANU I	12	POP A	14	GUTOAIA A	15	TIBIRNA B	0:08
4	PETRISOR C	7	CORPODEAN V	10	NEGOITescu V	11	TOTH G	14	GUTOAIA A	0:02

Score development

4	PETRISOR C	7	CORPODEAN V	13	TOROK R	14	GUTOAIA A	15	TIBIRNA B	5:26	+7
4	PETRISOR C	5	ROSU A	6	DUMITRESCU V	8	ORBEANU I	15	TIBIRNA B	2:39	+6
4	PETRISOR C	6	DUMITRESCU V	11	TOTH G	13	TOROK R	14	GUTOAIA A	2:08	+5
6	DUMITRESCU V	12	POP A	13	TOROK R	14	GUTOAIA A	15	TIBIRNA B	2:03	+4
7	CORPODEAN V	11	TOTH G	12	POP A	13	TOROK R	14	GUTOAIA A	3:00	+4
4	PETRISOR C	7	CORPODEAN V	10	NEGOITescu V	11	TOTH G	14	GUTOAIA A	0:02	+3
7	CORPODEAN V	8	ORBEANU I	10	NEGOITescu V	14	GUTOAIA A	15	TIBIRNA B	0:09	+2
6	DUMITRESCU V	8	ORBEANU I	12	POP A	14	GUTOAIA A	15	TIBIRNA B	0:08	0
4	PETRISOR C	7	CORPODEAN V	11	TOTH G	13	TOROK R	14	GUTOAIA A	0:14	-1
7	CORPODEAN V	10	NEGOITescu V	12	POP A	14	GUTOAIA A	15	TIBIRNA B	0:46	-1
7	CORPODEAN V	10	NEGOITescu V	11	TOTH G	12	POP A	14	GUTOAIA A	2:58	-1
4	PETRISOR C	5	ROSU A	6	DUMITRESCU V	10	NEGOITescu V	11	TOTH G	2:42	-2
5	ROSU A	6	DUMITRESCU V	8	ORBEANU I	12	POP A	15	TIBIRNA B	1:37	-3
4	PETRISOR C	6	DUMITRESCU V	8	ORBEANU I	14	GUTOAIA A	15	TIBIRNA B	2:03	-3
4	PETRISOR C	5	ROSU A	6	DUMITRESCU V	8	ORBEANU I	11	TOTH G	2:15	-3
4	PETRISOR C	6	DUMITRESCU V	8	ORBEANU I	11	TOTH G	14	GUTOAIA A	1:30	-5
7	CORPODEAN V	12	POP A	13	TOROK R	14	GUTOAIA A	15	TIBIRNA B	10:20	-5



Game No: 73

Lineup Analysis

Анализ

BRA

Lineup efficiency


4	FELICIO C	8	SILVA A	9	DEODATO G	10	MEINDL L	15	CHAIA G	8:23
4	FELICIO C	6	ALVES MAIA R	7	GONCALVES I	11	DALLA BARBA M	15	CHAIA G	6:41
5	MARIANO L	6	ALVES MAIA R	7	GONCALVES I	11	DALLA BARBA M	13	CORAZZA NETO E	4:26
4	FELICIO C	5	MARIANO L	9	DEODATO G	10	MEINDL L	15	CHAIA G	3:13
4	FELICIO C	8	SILVA A	9	DEODATO G	12	BERNARDI J	15	CHAIA G	3:01
4	FELICIO C	6	ALVES MAIA R	7	GONCALVES I	11	DALLA BARBA M	13	CORAZZA NETO E	2:45
4	FELICIO C	5	MARIANO L	9	DEODATO G	12	BERNARDI J	15	CHAIA G	2:22
5	MARIANO L	6	ALVES MAIA R	7	GONCALVES I	12	BERNARDI J	13	CORAZZA NETO E	1:32
6	ALVES MAIA R	8	SILVA A	9	DEODATO G	11	DALLA BARBA M	13	CORAZZA NETO E	1:26
5	MARIANO L	6	ALVES MAIA R	7	GONCALVES I	12	BERNARDI J	15	CHAIA G	1:08
4	FELICIO C	8	SILVA A	9	DEODATO G	10	MEINDL L	13	CORAZZA NETO E	1:05
4	FELICIO C	5	MARIANO L	9	DEODATO G	10	MEINDL L	13	CORAZZA NETO E	1:01
4	FELICIO C	5	MARIANO L	7	GONCALVES I	12	BERNARDI J	15	CHAIA G	0:46
4	FELICIO C	7	GONCALVES I	8	SILVA A	12	BERNARDI J	15	CHAIA G	0:45
6	ALVES MAIA R	7	GONCALVES I	8	SILVA A	11	DALLA BARBA M	13	CORAZZA NETO E	0:41
4	FELICIO C	9	DEODATO G	10	MEINDL L	11	DALLA BARBA M	13	CORAZZA NETO E	0:36
4	FELICIO C	7	GONCALVES I	9	DEODATO G	11	DALLA BARBA M	13	CORAZZA NETO E	0:09

Score development

4	FELICIO C	8	SILVA A	9	DEODATO G	10	MEINDL L	15	CHAIA G	8:23	+7
4	FELICIO C	6	ALVES MAIA R	7	GONCALVES I	11	DALLA BARBA M	13	CORAZZA NETO E	2:45	+4
5	MARIANO L	6	ALVES MAIA R	7	GONCALVES I	12	BERNARDI J	13	CORAZZA NETO E	1:32	+2
4	FELICIO C	6	ALVES MAIA R	7	GONCALVES I	11	DALLA BARBA M	15	CHAIA G	6:41	+2
6	ALVES MAIA R	7	GONCALVES I	8	SILVA A	11	DALLA BARBA M	13	CORAZZA NETO E	0:41	0
4	FELICIO C	7	GONCALVES I	8	SILVA A	12	BERNARDI J	15	CHAIA G	0:45	-1
4	FELICIO C	5	MARIANO L	9	DEODATO G	10	MEINDL L	13	CORAZZA NETO E	1:01	0
4	FELICIO C	8	SILVA A	9	DEODATO G	10	MEINDL L	13	CORAZZA NETO E	1:05	-1
6	ALVES MAIA R	8	SILVA A	9	DEODATO G	11	DALLA BARBA M	13	CORAZZA NETO E	1:26	-1
4	FELICIO C	8	SILVA A	9	DEODATO G	12	BERNARDI J	15	CHAIA G	3:01	-1
4	FELICIO C	7	GONCALVES I	9	DEODATO G	11	DALLA BARBA M	13	CORAZZA NETO E	0:09	-2
4	FELICIO C	9	DEODATO G	10	MEINDL L	11	DALLA BARBA M	13	CORAZZA NETO E	0:36	-2
5	MARIANO L	6	ALVES MAIA R	7	GONCALVES I	12	BERNARDI J	15	CHAIA G	1:08	-2
5	MARIANO L	6	ALVES MAIA R	7	GONCALVES I	11	DALLA BARBA M	13	CORAZZA NETO E	4:26	-2
4	FELICIO C	5	MARIANO L	7	GONCALVES I	12	BERNARDI J	15	CHAIA G	0:46	-3
4	FELICIO C	5	MARIANO L	9	DEODATO G	12	BERNARDI J	15	CHAIA G	2:22	-4
4	FELICIO C	5	MARIANO L	9	DEODATO G	10	MEINDL L	15	CHAIA G	3:13	-6

LEGEND

+ Shot Made - Shot Missed

Timing and Results provided by  TISSOT



Game No: 78

Start List

Стартовый список

KOR vs CZE

Referee: VETROV Evgeny (RUS)

Umpire: BUKURESTI Laszlo Lorand (ROU) / RODSAND Torkild (NOR)

KOR - Korea

No.	Name	Pos	Height m / ft in	Age	Current Games Statistics						
					PPG	FG%	3FG%	FT%	RPG	APG	MPG (GP)
4	LEE Jaedo	G	1.81/5'11"	21	2.0	30	0	50	1.0	1.5	8:55 (4)
5	DOO Kyung Min	G	1.84/6'0"	21	15.2	39	36	88	2.5	1.7	27:23 (6)
6	HEO Ung	G	1.86/6'1"	19	7.0	58	40	86	1.3	1.0	12:19 (6)
7	PARK Jae Hyun	G	1.85/6'1"	22	7.7	42	43	67	2.2	2.2	25:25 (6)
8	KIM Jihoo	F	1.88/6'2"	21	7.4	54	50	80	0.8	0.8	10:33 (5)
9	LEE Hyeon Seok	F	1.89/6'2"	20	6.0	41	38	50	1.3	0.8	10:35 (4)
10	BAE Soo Yone	F	1.96/6'5"	21	2.7	21	29	50	2.3	0.7	17:54 (6)
11	JEON Seong Hyen	F	1.90/6'3"	21	6.3	40	36		1.0	0.5	13:14 (6)
12	HAN Ho Bin	G	1.81/5'11"	21	4.8	30	25	73	1.3	2.8	18:14 (6)
13	JEONG Hyo Geun	C	2.00/6'7"	19	10.6	56	62	56	3.0	0.6	16:05 (5)
14	LEE Dae Heon	C	1.98/6'6"	21	5.8	40	0	92	7.7	0.8	27:53 (6)
15	KIM Jun Yi	C	2.01/6'7"	21	10.0	41		57	4.0	0.8	26:32 (6)
Team			1.90/6'3"	20.7	79.8	41	38	70	30.7	13.2	

KOR Played

PR	UKR	100 - 98
PR	OMA	126 - 77
PR	RUS	53 - 113
PR	GER	69 - 93
PR	EST	61 - 68
Q9	MEX	70 - 98

CZE - Czech Republic


No.	Name	Pos	Height m / ft in	Age	Current Games Statistics						
					PPG	FG%	3FG%	FT%	RPG	APG	MPG (GP)
4	SOTNAR Michal		1.88/6'2"	20	4.0	33	25	50	1.3	1.0	16:12 (6)
5	MARES Michal		1.92/6'4"	20	6.3	33	30	100	2.0	1.3	23:25 (6)
6	ZAMPACH Adam		1.98/6'6"	23	3.7	45	0	80	1.7	0.5	11:13 (6)
7	VLCEK Krystof		1.95/6'5"	22	2.2	50		60	0.4	0.6	9:43 (5)
8	CIZ Adam		1.92/6'4"	21	10.7	40	40	50	2.3	3.0	27:06 (6)
9	CVEK Viktor		2.00/6'7"	24	5.3	30	16	63	4.0	1.5	23:45 (6)
10	PETERKA Ondrej		1.98/6'6"	22	4.8	35	21		1.8	0.3	15:24 (4)
11	SLAVIK Jiri		2.03/6'8"	23	7.8	45	20	40	6.5	0.8	22:22 (6)
12	JIRICEK Jan		2.03/6'8"	23	5.8	42	0	63	3.8	1.5	13:37 (6)
13	KRAKOVIC Jakub		2.05/6'9"	22	4.0	19	0	67	2.6	0.4	11:47 (5)
14	GNIADK Martin		2.03/6'8"	23	5.0	35	40	67	3.0	1.0	17:16 (6)
15	VOSLAJER Tomas		2.11/6'11"	22	6.8	36	25	88	6.5	0.5	16:48 (6)
Team			1.99/6'6"	22.1	63.8	37	27	65	39.8	12.2	
Coach		PETERKA Lubomir									
Assistant Coach		BENES Pavel									

CZE Played

PR	AUS	57 - 85
PR	USA	53 - 96
PR	UAE	100 - 54
PR	CAN	56 - 87
PR	SWE	65 - 63
Q9	FIN	52 - 70

LEGEND

(1)	Point Guard	(2)	Shooting Guard	(3)	Small Forward	(4)	Power Forward	(5)	Centre
(C)	Captain	3FG%	3 Points Field Goals %	APG	Assists per Game	C	Centre	F	Forward
FG%	Field Goals %	FT%	Free Throws %	G	Guard	GP	Games Played	MPG	Minutes Played per Game
Pos	Playing Position	PPG	Points per Game	PR	Preliminary Round	RPG	Rebounds per Game		

Timing and Results provided by  TISSOT



Game No: 78

Results
Результаты

Attendance: 450

Match Duration: 1:49

KOR 92 vs 88 CZE
(17:26, 21:17, 21:21, 17:12, 16:12)

Referee: VETROV Evgeny (RUS)

Commissioner:

Umpire: BUKURESTI Laszlo Lorand (ROU) / RODSAND Torkild (NOR)

Scoring by 5 min intervals:	KOR	Q1		Q2		Q3		Q4		OT1
		10	17	30	38	45	59	68	76	92
	CZE	14	26	34	43	53	64	69	76	88

KOR - Korea

No.	Name	MIN	Field Goals		2 Points		3 Points		Free Throws		Rebounds			AS	TO	ST	BS	PF	FD	PTS
			M/A	%	M/A	%	M/A	%	M/A	%	OR	DR	TOT							
4	LEE Jaedo	0:00	0/0	0	0/0	0	0/0	0	0/0	0	0	0	0	0	0	0	0	0	0	0
*5	DOO Kyung Min	32:14	5/16	31	2/8	25	3/8	38	6/6	100	1	6	7	1	4	1	0	2	5	19
6	HEO Ung	5:35	0/0	0	0/0	0	0/0	0	0/0	0	0	0	0	0	0	0	0	0	1	0
*7	PARK Jae Hyun	39:54	6/12	50	3/5	60	3/7	43	0/1	0	0	5	5	8	1	0	0	4	4	15
8	KIM Jihoo	6:53	1/2	50	0/0	0	1/2	50	0/0	0	0	1	1	0	0	0	0	0	0	3
9	LEE Hyeon Seok	0:00	0/0	0	0/0	0	0/0	0	0/0	0	0	0	0	0	0	0	0	0	0	0
*10	BAE Soo Yone	6:42	1/1	100	1/1	100	0/0	0	0/0	0	0	2	2	0	0	0	0	0	1	2
11	JEON Seong Hyen	27:24	6/16	38	1/5	20	5/11	45	2/2	100	0	3	3	0	0	1	0	3	1	19
12	HAN Ho Bin	12:17	1/3	33	1/2	50	0/1	0	0/0	0	0	0	0	3	1	1	0	0	1	2
13	JEONG Hyo Geun	23:51	1/4	25	0/1	0	1/3	33	2/2	100	3	3	6	3	1	1	0	3	1	5
*14	LEE Dae Heon	25:10	2/5	40	2/5	40	0/0	0	1/1	100	4	2	6	0	0	1	1	4	3	5
*15	KIM Jun Yi	45:00	8/14	57	8/14	57	0/0	0	6/15	40	4	7	11	1	7	2	2	4	9	22
Team / Coach																				
Totals			31/73	42	18/41	44	13/32	41	17/27	63	13	31	44	16	15	7	3	20	26	92

CZE - Czech Republic

No.	Name	MIN	Field Goals		2 Points		3 Points		Free Throws		Rebounds			AS	TO	ST	BS	PF	FD	PTS
			M/A	%	M/A	%	M/A	%	M/A	%	OR	DR	TOT							
4	SOTNAR Michal	19:20	0/1	0	0/0	0	0/1	0	1/2	50	0	3	3	3	4	0	0	1	1	1
*5	MARES Michal	36:32	7/16	44	5/12	42	2/4	50	4/4	100	5	3	8	2	1	1	0	5	3	20
6	ZAMPACH Adam	0:00	0/0	0	0/0	0	0/0	0	0/0	0	0	0	0	0	0	0	0	0	0	0
7	VLCEK Krystof	8:46	0/0	0	0/0	0	0/0	0	0/0	0	0	0	0	0	0	0	0	1	0	0
*8	CIZ Adam	36:02	7/16	44	2/2	100	5/14	36	0/0	0	1	5	6	4	1	1	0	4	2	19
*9	CVEK Viktor	34:21	3/9	33	3/5	60	0/4	0	0/1	0	3	9	12	4	3	1	0	1	2	6
10	PETERKA Ondrej	0:00	0/0	0	0/0	0	0/0	0	0/0	0	0	0	0	0	0	0	0	0	0	0
*11	SLAVIK Jiri	29:41	9/16	56	9/16	56	0/0	0	6/10	60	9	4	13	0	3	1	0	5	7	24
*12	JIRICEK Jan	13:24	1/3	33	1/2	50	0/1	0	0/0	0	2	1	3	3	1	1	0	3	2	2
13	KRAKOVIC Jakub	10:46	2/4	50	2/4	50	0/0	0	0/2	0	1	2	3	1	0	0	0	1	1	4
14	GNIADK Martin	31:36	6/18	33	6/15	40	0/3	0	0/2	0	0	6	6	3	2	1	1	5	1	12
15	VOSLAJER Tomas	4:32	0/1	0	0/1	0	0/0	0	0/0	0	0	0	0	0	0	0	0	0	1	0
Team / Coach																				
Totals			35/84	42	28/57	49	7/27	26	11/21	52	21	36	57	20	15	6	1	26	20	88

Coach: PETERKA Lubomir

Assistant Coach: BENES Pavel

	KOR	CZE
Points from Turnovers	21	17
Points in the Paint	34	54
Second Chance Points	21	24
Fast Break Points	7	17

	KOR	CZE
Biggest Lead	5	9
Biggest Scoring Run	8-0 (90-85)	9-0 (76-83)
Lead Changes	9	
Times Tied	6	

LEGEND

%	Shooting Percentage	(C)	Captain	(I)	Injured	*	Starters	AS	Assists
BS	Blocked Shots	DR	Defensive Rebounds	FD	Fouls Drawn	M/A	Made / Attempts	MIN	Minutes Played
OR	Offensive Rebounds	OTx	Overtime	PF	Fouls	PTS	Points	Qx	Quarter Time
S	Suspended	ST	Steals	TO	Turnovers	TOT	Total Rebounds		

Timing and Results provided by TISSOT



Game No: 78

Shot Chart
Схема бросков

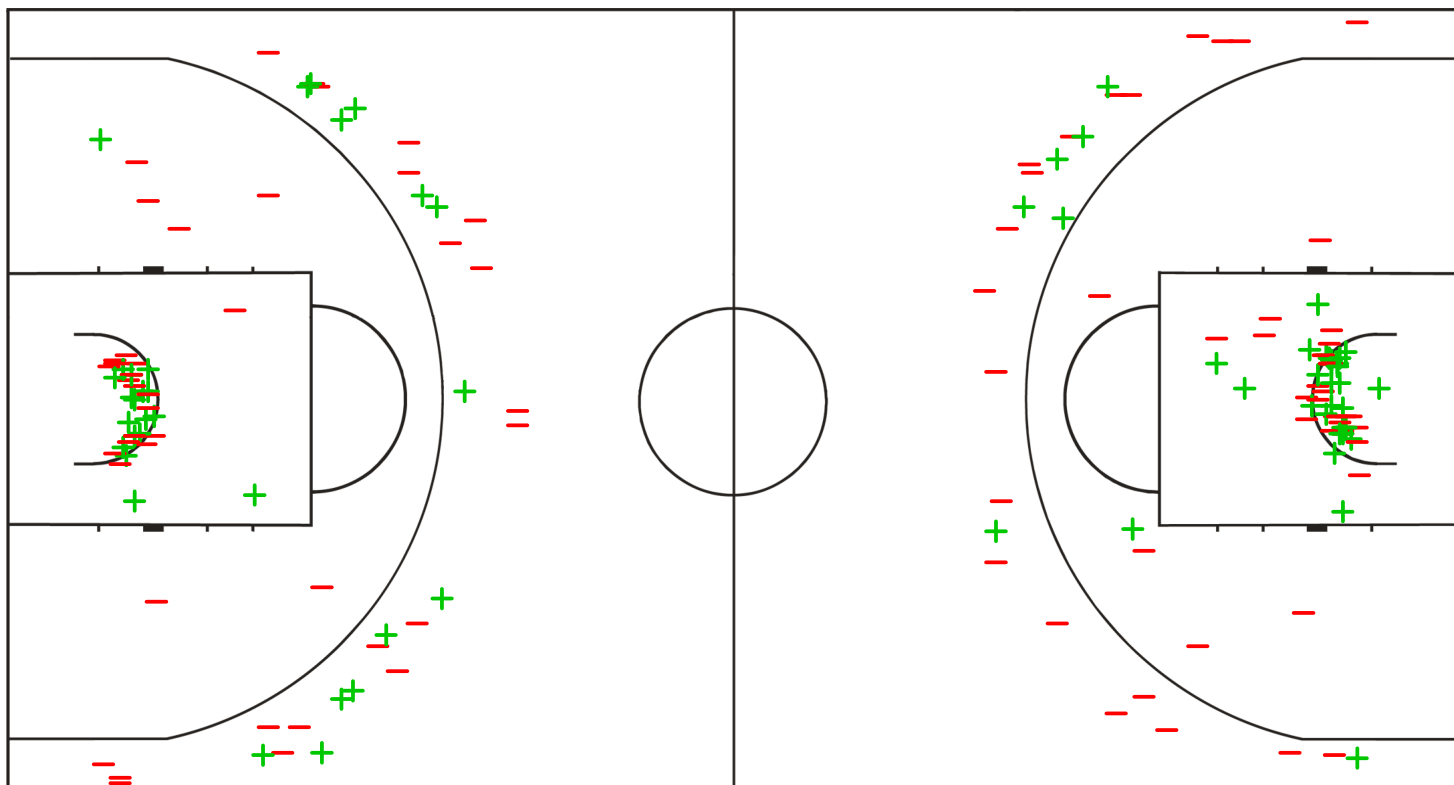
KOR 92 vs 88 CZE
(17 - 26, 21 - 17, 21 - 21, 17 - 12, 16 - 12)

Scoring by 5 min intervals:

	Q1		Q2		Q3		Q4		OT1
KOR	10	17	30	38	45	59	68	76	92
CZE	14	26	34	43	53	64	69	76	88

KOR - Korea

CZE - Czech Republic



LEGEND

+ Shot Made

- Shot Missed

Timing and Results provided by **TISSOT**



Game No: 78

Shot Chart
Схема бросков

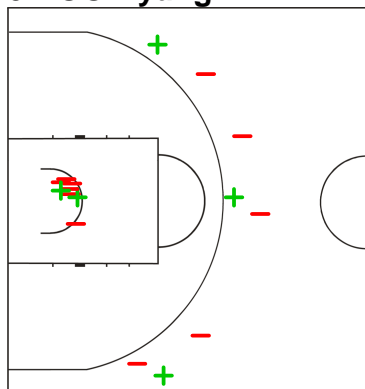
KOR 92 vs 88 CZE
(17 - 26, 21 - 17, 21 - 21, 17 - 12, 16 - 12)

Scoring by 5 min intervals:

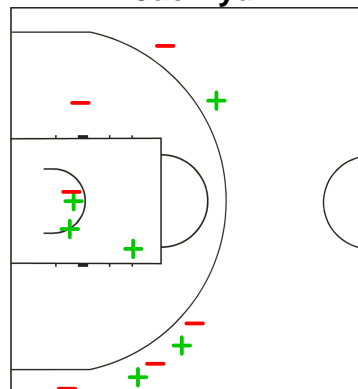
	Q1		Q2		Q3		Q4		OT1
KOR	10	17	30	38	45	59	68	76	92
CZE	14	26	34	43	53	64	69	76	88

KOR - Korea

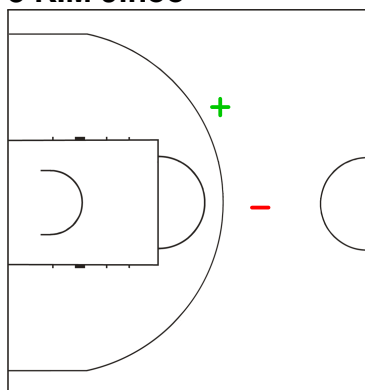
5 DOO Kyung Min



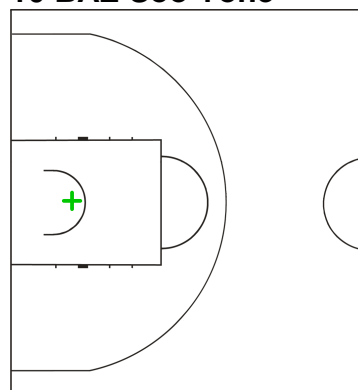
7 PARK Jae Hyun



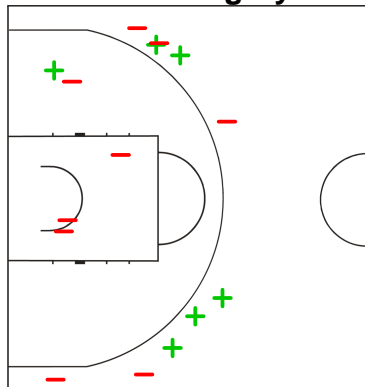
8 KIM Jihoo



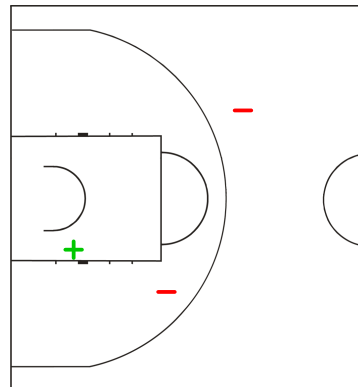
10 BAE Soo Yone



11 JEON Seong Hyen



12 HAN Ho Bin



LEGEND

+ Shot Made

-

Shot Missed

Timing and Results provided by **TISSOT**



Game No: 78

Shot Chart
Схема бросков

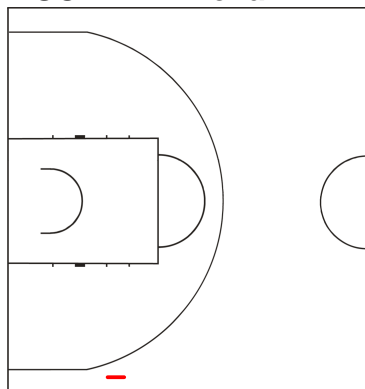
KOR 92 vs 88 CZE
(17 - 26, 21 - 17, 21 - 21, 17 - 12, 16 - 12)

Scoring by 5 min intervals:

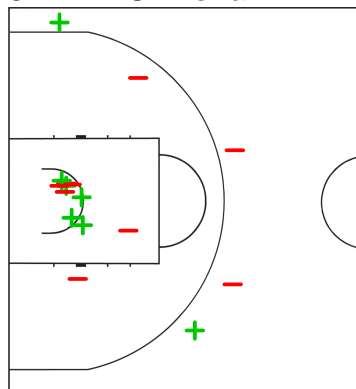
	Q1		Q2		Q3		Q4		OT1
KOR	10	17	30	38	45	59	68	76	92
CZE	14	26	34	43	53	64	69	76	88

CZE - Czech Republic

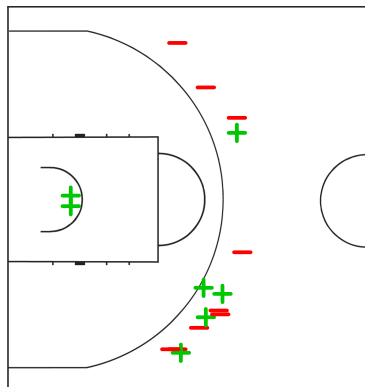
4 SOTNAR Michal



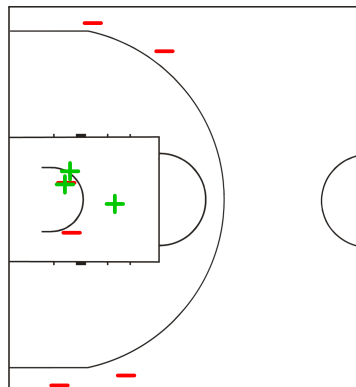
5 MARES Michal



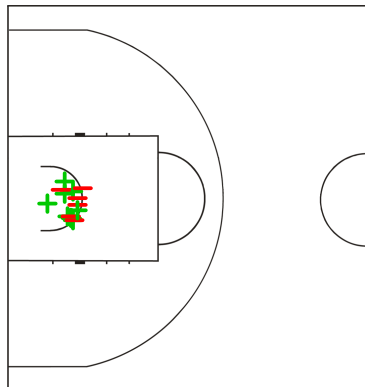
8 CIZ Adam



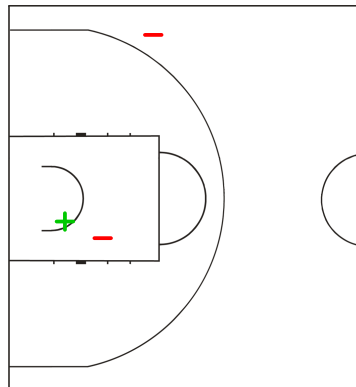
9 CVEK Viktor



11 SLAVIK Jiri



12 JIRICEK Jan



LEGEND

+ Shot Made

-

Shot Missed

Timing and Results provided by **TISSOT**



Game No: 78

Lineup Analysis

Анализ

KOR 92 vs 88 CZE

KOR

Lineup efficiency

5 DOO K	7 PARK J	11 JEON S	14 LEE D	15 KIM J	11:49
5 DOO K	7 PARK J	10 BAE S	14 LEE D	15 KIM J	5:53
5 DOO K	7 PARK J	11 JEON S	13 JEONG H	15 KIM J	5:07
5 DOO K	12 HAN H	13 JEONG H	14 LEE D	15 KIM J	4:01
7 PARK J	11 JEON S	12 HAN H	13 JEONG H	15 KIM J	3:48
5 DOO K	7 PARK J	8 KIM J	13 JEONG H	15 KIM J	3:30
7 PARK J	8 KIM J	12 HAN H	13 JEONG H	15 KIM J	3:23
6 HEO U	7 PARK J	11 JEON S	13 JEONG H	15 KIM J	3:13
6 HEO U	7 PARK J	11 JEON S	14 LEE D	15 KIM J	2:22
5 DOO K	11 JEON S	12 HAN H	14 LEE D	15 KIM J	1:05
5 DOO K	7 PARK J	10 BAE S	13 JEONG H	15 KIM J	0:49

Score development

5 DOO K	7 PARK J	11 JEON S	14 LEE D	15 KIM J	11:49	+10
5 DOO K	7 PARK J	8 KIM J	13 JEONG H	15 KIM J	3:30	+3
6 HEO U	7 PARK J	11 JEON S	13 JEONG H	15 KIM J	3:13	+1
7 PARK J	8 KIM J	12 HAN H	13 JEONG H	15 KIM J	3:23	+1
5 DOO K	7 PARK J	10 BAE S	13 JEONG H	15 KIM J	0:49	-1
5 DOO K	12 HAN H	13 JEONG H	14 LEE D	15 KIM J	4:01	-1
5 DOO K	7 PARK J	11 JEON S	13 JEONG H	15 KIM J	5:07	-1
5 DOO K	7 PARK J	10 BAE S	14 LEE D	15 KIM J	5:53	-1
5 DOO K	11 JEON S	12 HAN H	14 LEE D	15 KIM J	1:05	-2
6 HEO U	7 PARK J	11 JEON S	14 LEE D	15 KIM J	2:22	-2
7 PARK J	11 JEON S	12 HAN H	13 JEONG H	15 KIM J	3:48	-3



Game No: 78

Lineup Analysis

Анализ

CZE

Lineup efficiency


5 MARES M	8 CIZ A	9 CVEK V	11 SLAVIK J	14 GNIADK M	11:05
4 SOTNAR M	5 MARES M	7 VLCEK K	11 SLAVIK J	14 GNIADK M	5:08
5 MARES M	8 CIZ A	9 CVEK V	11 SLAVIK J	12 JIRICEK J	5:07
5 MARES M	8 CIZ A	9 CVEK V	13 KRAKOVIC J	14 GNIADK M	5:03
4 SOTNAR M	8 CIZ A	9 CVEK V	12 JIRICEK J	13 KRAKOVIC J	3:34
4 SOTNAR M	8 CIZ A	9 CVEK V	14 GNIADK M	15 VOSLAJER T	3:04
4 SOTNAR M	5 MARES M	9 CVEK V	11 SLAVIK J	14 GNIADK M	3:03
5 MARES M	7 VLCEK K	8 CIZ A	11 SLAVIK J	12 JIRICEK J	2:05
4 SOTNAR M	5 MARES M	8 CIZ A	13 KRAKOVIC J	14 GNIADK M	1:58
4 SOTNAR M	8 CIZ A	9 CVEK V	11 SLAVIK J	12 JIRICEK J	1:45
5 MARES M	7 VLCEK K	8 CIZ A	11 SLAVIK J	14 GNIADK M	1:28
4 SOTNAR M	5 MARES M	9 CVEK V	14 GNIADK M	15 VOSLAJER T	0:47
5 MARES M	8 CIZ A	9 CVEK V	12 JIRICEK J	15 VOSLAJER T	0:41
5 MARES M	8 CIZ A	9 CVEK V	12 JIRICEK J	13 KRAKOVIC J	0:06
7 VLCEK K	8 CIZ A	9 CVEK V	12 JIRICEK J	13 KRAKOVIC J	0:05
4 SOTNAR M	5 MARES M	8 CIZ A	9 CVEK V	12 JIRICEK J	0:01

Score development

4 SOTNAR M	5 MARES M	7 VLCEK K	11 SLAVIK J	14 GNIADK M	5:08	+4
4 SOTNAR M	8 CIZ A	9 CVEK V	11 SLAVIK J	12 JIRICEK J	1:45	+3
5 MARES M	8 CIZ A	9 CVEK V	12 JIRICEK J	15 VOSLAJER T	0:41	+2
4 SOTNAR M	5 MARES M	9 CVEK V	14 GNIADK M	15 VOSLAJER T	0:47	+2
5 MARES M	8 CIZ A	9 CVEK V	12 JIRICEK J	13 KRAKOVIC J	0:06	+1
5 MARES M	7 VLCEK K	8 CIZ A	11 SLAVIK J	14 GNIADK M	1:28	+1
5 MARES M	7 VLCEK K	8 CIZ A	11 SLAVIK J	12 JIRICEK J	2:05	+1
4 SOTNAR M	5 MARES M	8 CIZ A	9 CVEK V	12 JIRICEK J	0:01	0
5 MARES M	8 CIZ A	9 CVEK V	13 KRAKOVIC J	14 GNIADK M	5:03	-1
5 MARES M	8 CIZ A	9 CVEK V	11 SLAVIK J	14 GNIADK M	11:05	-1
7 VLCEK K	8 CIZ A	9 CVEK V	12 JIRICEK J	13 KRAKOVIC J	0:05	-2
4 SOTNAR M	5 MARES M	9 CVEK V	11 SLAVIK J	14 GNIADK M	3:03	-2
4 SOTNAR M	8 CIZ A	9 CVEK V	12 JIRICEK J	13 KRAKOVIC J	3:34	-2
4 SOTNAR M	5 MARES M	8 CIZ A	13 KRAKOVIC J	14 GNIADK M	1:58	-3
4 SOTNAR M	8 CIZ A	9 CVEK V	14 GNIADK M	15 VOSLAJER T	3:04	-3
5 MARES M	8 CIZ A	9 CVEK V	11 SLAVIK J	12 JIRICEK J	5:07	-4

LEGEND

+ Shot Made - Shot Missed

Timing and Results provided by  TISSOT



Game No: 84

Start List

Стартовый список

JPN vs UAE

Referee: MIKHAYLOV Sergey (RUS)

Umpire: PEDIEV Volodymyr (UKR) / SUSLOV Timo (EST)

JPN - Japan

No.	Name	Pos	Height m / ft in	Age	Current Games Statistics						
					PPG	FG%	3FG%	FT%	RPG	APG	MPG (GP)
4	NAKAHIGASHI Taito	F	1.90/6'3"	21	4.3	36	0	60	1.0	3.0	14:15 (3)
5	NAGAYOSHI Yuya	C	1.99/6'6"	22	9.4	44	29	78	7.2	1.0	30:41 (5)
6	UTO Naoki	G	1.87/6'2"	22	15.4	54	0	86	3.8	5.4	26:54 (5)
7	FUJII Yuma	G	1.80/5'11"	21	7.6	39	29	89	2.4	1.8	23:11 (5)
8	KAWAKAMI Sohei	F	1.90/6'3"	22	5.3	50	67	75	1.5	0.8	9:54 (4)
9	FUJITAKA Soichiro	F	1.90/6'3"	21	3.6	57	33	50	2.0	1.4	15:19 (5)
10	HAREYAMA Kebin	F	1.91/6'3"	20	3.0	18	17	100	2.3	0.7	9:19 (3)
11	NOMOTO Kengo	F	1.99/6'6"	21	7.8	40	58	57	3.6	1.2	22:19 (5)
12	MINAGAWA Toru	C	1.99/6'6"	21	1.5	67		33	2.0	0.0	8:14 (4)
13	BANDO Taku	G	1.85/6'1"	21	7.0	41	42	43	0.8	1.0	10:10 (5)
14	HASHIMOTO Kosuke	C	2.02/6'8"	20	9.0	49	44	25	3.4	0.0	22:46 (5)
15	IKARUGA Seiji	G	1.85/6'1"	19	7.8	67	57	60	2.2	2.0	19:57 (5)
Team			1.91/6'3"	20.9	67.8	47	37	69	28.2	13.8	
Coach		HASEGAWA Kenji									
Assistant Coach		YAMAMOTO Akira					SASSA Norio				

JPN Played		
PR	MEX	71 - 83
PR	ROU	57 - 77
PR	PHI	20 - 0
PR	SRB	64 - 105
PR	MGL	72 - 75
Q17	OMA	123 - 40

UAE - United Arab Emirates

No.	Name	Pos	Height m / ft in	Age	Current Games Statistics						
					PPG	FG%	3FG%	FT%	RPG	APG	MPG (GP)
4	KHALIFA AHMAD Mubarak	F	1.84/6'0"	18	5.4	31		42	2.6	1.8	24:00 (5)
5	AL BRAIKI Mohamed	F	1.92/6'4"	21	8.7	40	29	50	3.7	1.2	25:41 (6)
6	ZUWAYED KHALIFA Saleh	G	1.75/5'9"	23	13.5	36	0	50	2.8	1.0	30:20 (4)
7	ALFARSI ALJNEIBI Mohamed	C	2.00/6'7"	22	0.7	13		50	0.8	0.2	10:17 (6)
8	ZAAL ALWALI Khamis	G	1.79/5'10"	19	3.3	46	0	50	1.3	0.5	10:19 (4)
9	ABDULELAH A MOHD Ahmed	F	1.96/6'5"	18	0.0				0.0	0.0	4:02 (2)
10	OMAR ALAMERI Omer	F	1.96/6'5"	21	14.0	39	28	100	3.7	1.0	35:27 (6)
11	ALSHAIBA AL-ALI Mohamed	G	1.70/5'7"	22	1.0	33	33	50	0.0	0.3	6:25 (4)
12	OBAID GHABISH Hamad	G	1.82/6'0"	24	2.3	18	50	58	1.7	0.3	16:45 (6)
13	KHALIFA AHMAD Khalid	F	1.95/6'5"	21	3.7	29	0	40	4.2	0.5	26:00 (6)
14	AHMED AL-ALI Rashid		1.95/6'5"	23	2.8	28		50	3.7	0.3	25:26 (6)
15	AHMAD AL SHABEBI Qais	C	1.98/6'6"	21	14.0	33	14	75	7.0	0.0	22:49 (2)
Team			1.89/6'2"	21.1	53.2	34	25	53	27.3	6.2	
Coach		KALIFAN AHMAD Khalifa Abdulla									
Assistant Coach		BARAKAT Issam									

UAE Played		
PR	USA	46 - 140
PR	CAN	43 - 137
PR	CZE	54 - 100
PR	SWE	69 - 79
PR	AUS	43 - 131
Q17	CHN	64 - 62

LEGEND

(1)	Point Guard	(2)	Shooting Guard	(3)	Small Forward	(4)	Power Forward	(5)	Centre
(C)	Captain	3FG%	3 Points Field Goals %	APG	Assists per Game	C	Centre	F	Forward
FG%	Field Goals %	FT%	Free Throws %	G	Guard	GP	Games Played	MPG	Minutes Played per Game
Pos	Playing Position	PPG	Points per Game	PR	Preliminary Round	RPG	Rebounds per Game		

Timing and Data Handling by Tissot



Game No: 84

Results
Результаты

Attendance: 68

Match Duration: 1:40

JPN 79 vs 63 UAE
(16:15, 23:24, 16:12, 24:12)

Referee: MIKHAYLOV Sergey (RUS)

Commissioner:

Umpire: PEDIEV Volodymyr (UKR) / SUSLOV Timo (EST)

Scoring by 5 min intervals:	JPN	Q1		Q2		Q3		Q4	
		6	16	23	39	47	55	68	79
	UAE	4	15	27	39	42	51	54	63

JPN - Japan

No.	Name	MIN	Field Goals		2 Points		3 Points		Free Throws		Rebounds			AS	TO	ST	BS	PF	FD	PTS
			M / A	%	M / A	%	M / A	%	M / A	%	OR	DR	TOT							
4	NAKAHIGASHI Taito	2:26	0/0	0	0/0	0	0/0	0	0/0	0	0	0	0	0	1	0	1	0	0	0
*5	NAGAYOSHI Yuya	38:06	7/10	70	7/9	78	0/1	0	3/4	75	4	6	10	4	2	3	2	0	3	17
*6	UTO Naoki	33:26	3/9	33	3/9	33	0/0	0	3/3	100	1	3	4	5	2	1	0	1	3	9
*7	FUJII Yuma	11:13	1/2	50	1/1	100	0/1	0	2/2	100	1	2	3	1	1	1	0	3	2	4
8	KAWAKAMI Sohei	0:56	1/1	100	1/1	100	0/0	0	0/0	0	0	0	0	0	0	0	0	0	0	2
9	FUJITAKA Soichiro	5:54	0/0	0	0/0	0	0/0	0	1/2	50	1	0	1	0	1	0	0	1	1	1
10	HAREYAMA Kebin	9:19	0/2	0	0/0	0	0/2	0	0/0	0	0	1	1	0	1	0	0	0	0	0
*11	NOMOTO Kengo	9:57	1/2	50	1/2	50	0/0	0	2/2	100	0	0	0	0	0	1	0	0	1	4
12	MINAGAWA Toru	0:00	0/0	0	0/0	0	0/0	0	0/0	0	0	0	0	0	0	0	0	0	0	0
13	BANDO Taku	26:05	3/7	43	0/1	0	3/6	50	0/0	0	1	2	3	2	2	2	0	0	0	9
*14	HASHIMOTO Kosuke	30:41	5/11	45	4/10	40	1/1	100	2/3	67	3	2	5	0	1	0	0	3	2	13
15	IKARUGA Seiji	31:57	8/14	57	8/12	67	0/2	0	4/5	80	1	1	2	3	1	0	0	3	4	20
Team / Coach																				
Totals			29/58	50	25/45	56	4/13	31	17/21	81	14	19	33	15	13	8	3	11	16	79
Coach		HASEGAWA Kenji																		
Assistant Coach		YAMAMOTO Akira SASSA Norio																		

UAE - United Arab Emirates

No.	Name	MIN	Field Goals		2 Points		3 Points		Free Throws		Rebounds			AS	TO	ST	BS	PF	FD	PTS
			M / A	%	M / A	%	M / A	%	M / A	%	OR	DR	TOT							
*4	KHALIFA AHMAD Mubarak	27:13	6/8	75	6/8	75	0/0	0	1/2	50	4	1	5	3	4	2	0	2	3	13
*5	AL BRAIKI Mohamed	25:25	3/7	43	3/5	60	0/2	0	0/2	0	0	2	2	0	0	1	0	1	2	6
6	ZUWAYED KHALIFA Saleh	0:00	0/0	0	0/0	0	0/0	0	0/0	0	0	0	0	0	0	0	0	0	0	0
7	ALFARSI ALJNEIBI Mohamed	0:00	0/0	0	0/0	0	0/0	0	0/0	0	0	0	0	0	0	0	0	0	0	0
8	ZAAAL ALWALI Khamis	2:29	0/0	0	0/0	0	0/0	0	0/0	0	0	0	0	0	1	0	0	0	0	0
9	ABDULELAH A MOHD Ahmed	0:00	0/0	0	0/0	0	0/0	0	0/0	0	0	0	0	0	0	0	0	0	0	0
*10	OMAR ALAMERI Omer	37:31	3/7	43	1/2	50	2/5	40	0/0	0	1	2	3	2	2	0	1	2	0	8
11	ALSHAIBA AL-ALI Mohamed	10:18	0/0	0	0/0	0	0/0	0	0/0	0	0	0	0	1	1	0	0	0	0	0
12	OBAID GHABISH Hamad	17:04	0/0	0	0/0	0	0/0	0	0/0	0	1	2	3	1	1	1	0	2	1	0
*13	KHALIFA AHMAD Khalid	21:41	2/6	33	2/6	33	0/0	0	0/0	0	1	3	4	0	1	1	0	4	0	4
*14	AHMED AL-ALI Rashid	29:18	5/9	56	5/9	56	0/0	0	3/3	100	4	1	5	2	0	0	0	3	4	13
15	AHMAD AL SHABEBI Qais	29:01	8/22	36	6/16	38	2/6	33	1/2	50	5	5	10	2	3	0	0	2	1	19
Team / Coach																				
Totals			27/59	46	23/46	50	4/13	31	5/9	56	16	16	32	11	18	5	1	16	11	63
Coach		KALIFAN AHMAD Khalifa Abdulla																		
Assistant Coach		BARAKAT Issam																		

	JPN	UAE
Points from Turnovers	15	15
Points in the Paint	36	38
Second Chance Points	18	9
Fast Break Points	21	10

	JPN	UAE
Biggest Lead	16	6
Biggest Scoring Run	11-0 (68-54)	6-0 (18-23)
Lead Changes	13	
Times Tied	7	

LEGEND			
%	Shooting Percentage	(C)	Captain
BS	Blocked Shots	DR	Defensive Rebounds
OR	Offensive Rebounds	OTx	Overtime
S	Suspended	ST	Steals
(I)	Injured	FD	Fouls Drawn
PF	Fouls	PTS	Points
TOT	Total Rebounds	TO	Turnovers
*	Starters	AS	Assists
M / A	Made / Attempts	MIN	Minutes Played
Qx	Quarter Time		

Timing and Data Handling by Tissot



Game No: 84

Shot Chart

Схема бросков

JPN 79 vs 63 UAE

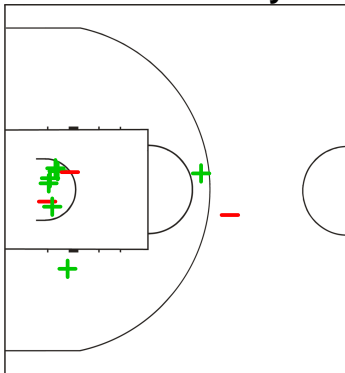
(16 - 15, 23 - 24, 16 - 12, 24 - 12)

Scoring by 5 min intervals:

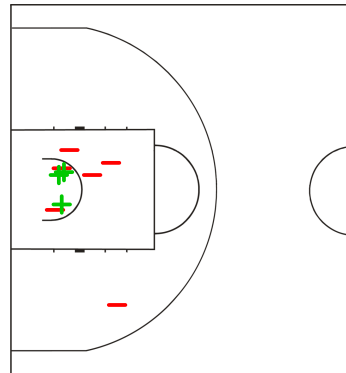
	Q1		Q2		Q3		Q4	
JPN	6	16	23	39	47	55	68	79
UAE	4	15	27	39	42	51	54	63

JPN - Japan

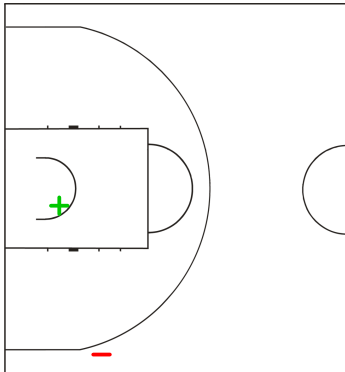
5 NAGAYOSHI Yuya



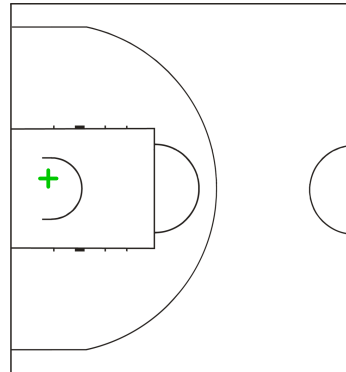
6 UTO Naoki



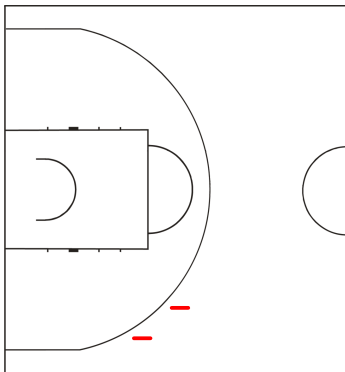
7 FUJII Yuma



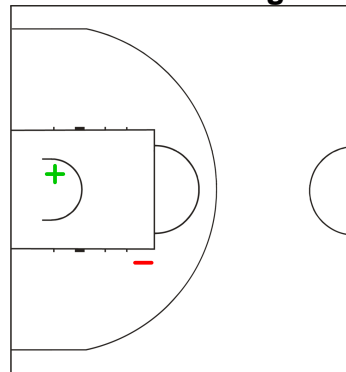
8 KAWAKAMI Sohei



10 HAREYAMA Kebin



11 NOMOTO Kengo



LEGEND

+ Shot Made - Shot Missed

Timing and Data Handling by Tissot



Game No: 84

Shot Chart

Схема бросков

JPN 79 vs 63 UAE

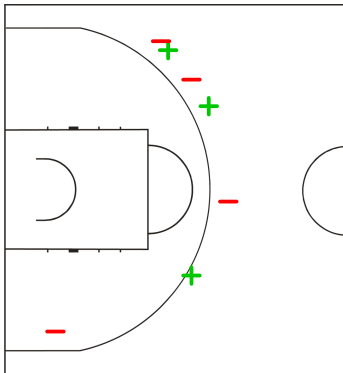
(16 - 15, 23 - 24, 16 - 12, 24 - 12)

Scoring by 5 min intervals:

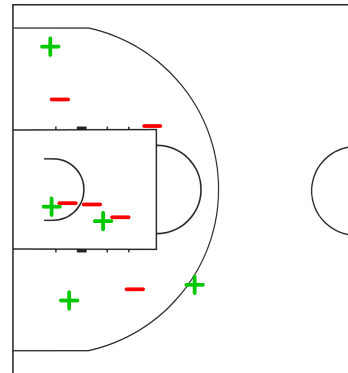
	Q1		Q2		Q3		Q4	
JPN	6	16	23	39	47	55	68	79
UAE	4	15	27	39	42	51	54	63

JPN - Japan

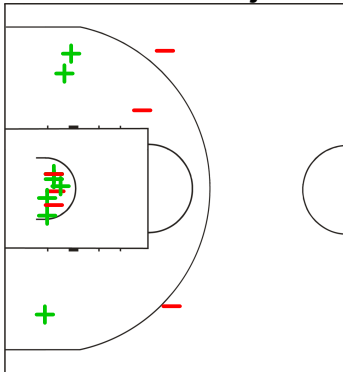
13 BANDO Taku



14 HASHIMOTO Kosuke



15 IKARUGA Seiji



LEGEND

+ Shot Made

-

Shot Missed

Timing and Data Handling by Tissot



Game No: 84

Shot Chart

Схема бросков

JPN 79 vs 63 UAE

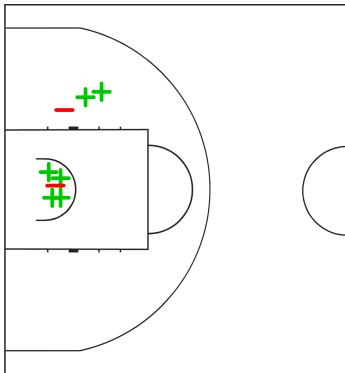
(16 - 15, 23 - 24, 16 - 12, 24 - 12)

Scoring by 5 min intervals:

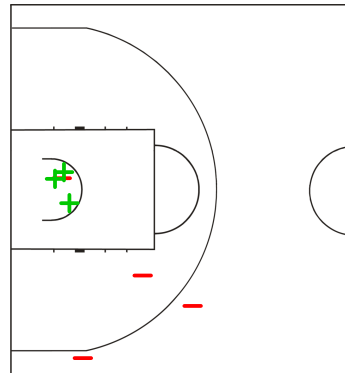
	Q1		Q2		Q3		Q4	
JPN	6	16	23	39	47	55	68	79
UAE	4	15	27	39	42	51	54	63

UAE - United Arab Emirates

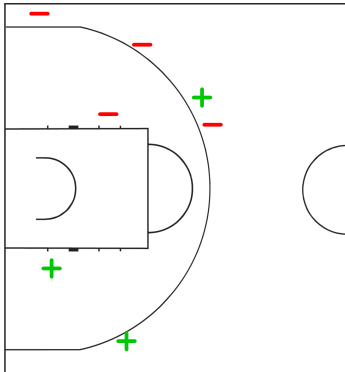
4 KHALIFA AHMAD Mubarak



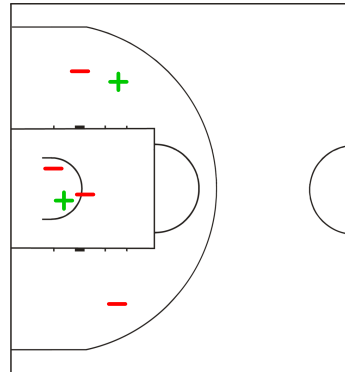
5 AL BRAIKI Mohamed



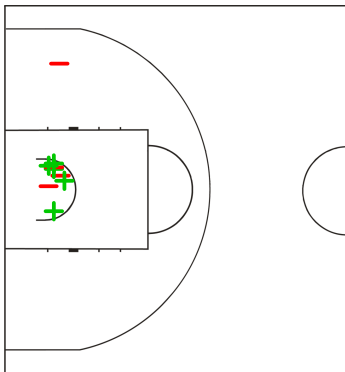
10 OMAR ALAMERI Omer



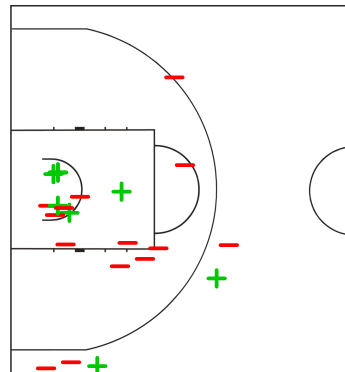
13 KHALIFA AHMAD Khalid



14 AHMED AL-ALI Rashid



15 AHMAD AL SHABEBI Qais



LEGEND

+ Shot Made

- Shot Missed

Timing and Data Handling by Tissot



Game No: 84

Lineup Analysis

Анализ

JPN 79 vs 63 UAE

JPN

Lineup efficiency

5 NAGAYOSHI Y	6 UTO N	13 BANDO T	14 HASHIMOTO K	15 IKARUGA S	17:10
5 NAGAYOSHI Y	6 UTO N	7 FUJII Y	11 NOMOTO K	14 HASHIMOTO K	5:31
5 NAGAYOSHI Y	6 UTO N	9 FUJITAKA S	10 HAREYAMA K	15 IKARUGA S	3:28
5 NAGAYOSHI Y	7 FUJII Y	13 BANDO T	14 HASHIMOTO K	15 IKARUGA S	3:12
5 NAGAYOSHI Y	6 UTO N	11 NOMOTO K	13 BANDO T	14 HASHIMOTO K	2:32
4 NAKAHIGASHI T	5 NAGAYOSHI Y	9 FUJITAKA S	10 HAREYAMA K	15 IKARUGA S	2:26
5 NAGAYOSHI Y	6 UTO N	10 HAREYAMA K	13 BANDO T	15 IKARUGA S	2:13
5 NAGAYOSHI Y	6 UTO N	7 FUJII Y	14 HASHIMOTO K	15 IKARUGA S	1:34
7 FUJII Y	8 KAWAKAMI S	10 HAREYAMA K	11 NOMOTO K	15 IKARUGA S	0:56
6 UTO N	11 NOMOTO K	13 BANDO T	14 HASHIMOTO K	15 IKARUGA S	0:42
6 UTO N	10 HAREYAMA K	11 NOMOTO K	13 BANDO T	15 IKARUGA S	0:16

Score development

5 NAGAYOSHI Y	7 FUJII Y	13 BANDO T	14 HASHIMOTO K	15 IKARUGA S	3:12	+9
5 NAGAYOSHI Y	6 UTO N	7 FUJII Y	14 HASHIMOTO K	15 IKARUGA S	1:34	+7
5 NAGAYOSHI Y	6 UTO N	9 FUJITAKA S	10 HAREYAMA K	15 IKARUGA S	3:28	+4
5 NAGAYOSHI Y	6 UTO N	13 BANDO T	14 HASHIMOTO K	15 IKARUGA S	17:10	+4
6 UTO N	10 HAREYAMA K	11 NOMOTO K	13 BANDO T	15 IKARUGA S	0:16	+2
5 NAGAYOSHI Y	6 UTO N	7 FUJII Y	11 NOMOTO K	14 HASHIMOTO K	5:31	+2
7 FUJII Y	8 KAWAKAMI S	10 HAREYAMA K	11 NOMOTO K	15 IKARUGA S	0:56	+1
5 NAGAYOSHI Y	6 UTO N	11 NOMOTO K	13 BANDO T	14 HASHIMOTO K	2:32	0
6 UTO N	11 NOMOTO K	13 BANDO T	14 HASHIMOTO K	15 IKARUGA S	0:42	-3
4 NAKAHIGASHI T	5 NAGAYOSHI Y	9 FUJITAKA S	10 HAREYAMA K	15 IKARUGA S	2:26	-4
5 NAGAYOSHI Y	6 UTO N	10 HAREYAMA K	13 BANDO T	15 IKARUGA S	2:13	-6



Game No: 82

Start List

Стартовый список

OMA vs CHN

Referee: OKHRIMENKO Vladimir (RUS)
Umpire: MILLS Tim (AUS) / RACYS Saulius (LTU)

OMA - Oman

No.	Name	Pos	Height m / ft in	Age	Current Games Statistics						
					PPG	FG%	3FG%	FT%	RPG	APG	MPG (GP)
4	AL SIBANI Ahmed		1.75/5'9"	21	3.7	26	13	63	1.8	1.8	25:07 (6)
5	AMABOU ALI Mahmood		1.84/6'0"	23	2.0	10	7	33	1.0	0.7	18:28 (3)
6	AL HALHALI Ahmed		1.88/6'2"	20	5.7	24	10	38	4.0	2.0	25:13 (6)
7	AL AAMRI Nouh		1.75/5'9"	21	8.3	23	23	50	2.7	0.5	26:06 (6)
8	AL ASMI Mohamed		1.86/6'1"	21	7.2	35	29	63	3.3	0.3	22:18 (6)
9	BANI ARABA Haitham		1.86/6'1"	19	4.0	34	0	50	3.7	0.3	21:57 (6)
11	AL YARABI Ashraf		1.87/6'2"	24	0.0	0			4.0	0.0	20:51 (1)
12	AL JAMOUDI Faisal		1.95/6'5"	22	1.5	25	25		0.0	0.0	13:14 (2)
13	AL AMRANI Mohammed		1.99/6'6"	19	2.3	25		0	2.7	0.0	14:06 (6)
14	AL SAADI Said		1.91/6'3"	19	5.3	46		0	4.2	0.2	20:17 (6)
15	AL FARRAJI Hassan		1.93/6'4"	24	5.3	30	0	67	7.7	0.7	27:45 (6)
Team			1.87/6'2"	21.2	43.3	28	16	50	34.7	6.2	
Coach		FILIP LUETIC Neven									
Assistant Coach		AL BUSAIDI Ghassan Mahasin									

OMA Played		
PR	RUS	24 - 117
PR	KOR	77 - 126
PR	GER	32 - 123
PR	EST	52 - 77
PR	UKR	35 - 99
Q17	JPN	40 - 123


CHN - China

No.	Name	Pos	Height m / ft in	Age	Current Games Statistics						
					PPG	FG%	3FG%	FT%	RPG	APG	MPG (GP)
5	LIU Zihao	G	1.83/6'0"	21	9.7	34	14	56	3.7	3.8	33:00 (6)
6	WEN Hao	G	1.93/6'4"	22	1.2	10	0	100	1.2	1.0	9:52 (5)
7	CUI Jinming	F	1.93/6'4"	21	13.3	50	20	65	3.3	1.5	31:06 (6)
8	LI Zhigang	C	2.00/6'7"	21	6.0	56	50	68	3.7	0.8	13:21 (6)
9	GAO Xiangnan	F	1.90/6'3"	23	4.0	35	50	70	2.3	1.0	14:03 (6)
10	XIAO Jian	F	2.04/6'8"	18	0.0	0	0	0	0.4	0.0	9:22 (5)
11	LIU Lian	F	2.01/6'7"	22	12.8	42	37	78	4.2	1.0	27:59 (6)
12	SUN Hefeng	C	2.05/6'9"	20	3.7	50		60	1.2	0.2	9:23 (6)
13	ZHANG Hanqi	C	2.05/6'9"	22	5.3	57		40	4.0	0.5	17:01 (6)
14	DAI Huaibo	F	2.09/6'10"	19	7.5	30	8	63	4.8	0.3	19:31 (6)
15	WEI Meng	C	2.10/6'11"	23	5.2	41		75	4.2	0.3	18:30 (6)
Team			1.99/6'6"	21.1	68.5	41	24	62	37.5	10.3	
Coach		ZHOU Dianxue									
Assistant Coach		DU Chenglin									

CHN Played		
PR	BRA	65 - 107
PR	NOR	74 - 106
PR	LTU	52 - 129
PR	FIN	64 - 93
PR	CHI	94 - 75
Q17	UAE	62 - 64

LEGEND

(1) Point Guard	(2) Shooting Guard	(3) Small Forward	(4) Power Forward	(5) Centre
(C) Captain	3FG% 3 Points Field Goals %	APG Assists per Game	C Centre	F Forward
FG% Field Goals %	FT% Free Throws %	G Guard	GP Games Played	MPG Minutes Played per Game
Pos Playing Position	PPG Points per Game	PR Preliminary Round	RPG Rebounds per Game	

Timing and Results provided by  TISSOT



Game No: 82

Results
Результаты

Attendance: 207

Match Duration: 1:33

OMA 53 vs 89 CHN
(9:20, 14:18, 18:29, 12:22)

Referee: OKHRIMENKO Vladimir (RUS)
Umpire: MILLS Tim (AUS) / RACYS Saulius (LTU)

Commissioner:

Scoring by 5 min intervals:	OMA	Q1		Q2		Q3		Q4	
		9	9	16	23	32	41	45	53
	CHN	10	20	25	38	51	67	81	89

OMA - Oman

No.	Name	MIN	Field Goals		2 Points		3 Points		Free Throws		Rebounds			AS	TO	ST	BS	PF	FD	PTS
			M / A	%	M / A	%	M / A	%	M / A	%	OR	DR	TOT							
*4	AL SIBANI Ahmed	25:15	5/8	63	4/6	67	1/2	50	0/0	0	0	0	2	4	0	0	5	1	11	
5	AMABOU ALI Mahmood	0:00	0/0	0	0/0	0	0/0	0	0/0	0	0	0	0	0	0	0	0	0	0	
*6	AL HALHALI Ahmed	30:27	6/18	33	5/13	38	1/5	20	0/2	0	1	1	2	0	5	1	0	4	2	
*7	AL AAMRI Nouh	34:53	2/14	14	2/9	22	0/5	0	0/2	0	1	2	3	1	3	0	0	3	4	
8	AL ASMI Mohamed	0:00	0/0	0	0/0	0	0/0	0	0/0	0	0	0	0	0	0	0	0	0	0	
9	BANI ARABA Haitham	25:40	3/10	30	3/9	33	0/1	0	1/2	50	4	9	13	2	4	3	0	2	2	
11	AL YARABI Ashraf	0:00	0/0	0	0/0	0	0/0	0	0/0	0	0	0	0	0	0	0	0	0	0	
12	AL JAMOUDI Faisal	0:00	0/0	0	0/0	0	0/0	0	0/0	0	0	0	0	0	0	0	0	0	0	
13	AL AMRANI Mohanned	19:59	2/8	25	2/8	25	0/0	0	0/2	0	2	2	4	1	1	1	1	2	1	
*14	AL SAADI Said	28:57	1/8	13	1/8	13	0/0	0	0/0	0	5	5	10	0	3	0	0	4	0	
*15	AL FARRAJI Hassan	34:49	5/16	31	4/13	31	1/3	33	1/2	50	6	7	13	1	1	4	1	4	3	
Team / Coach											5	3	8		2					
Totals			24/82	29	21/66	32	3/16	19	2/10	20	24	29	53	7	23	9	2	24	13	53
Coach		FILIP LUETIC Neven																		
Assistant Coach		AL BUSAIDI Ghassan Mahasin																		

CHN - China

No.	Name	MIN	Field Goals		2 Points		3 Points		Free Throws		Rebounds			AS	TO	ST	BS	PF	FD	PTS
			M / A	%	M / A	%	M / A	%	M / A	%	OR	DR	TOT							
*5	LIU Zihao	26:37	2/11	18	1/8	13	1/3	33	2/3	67	0	1	1	3	0	3	0	1	5	7
6	WEN Hao	13:23	0/2	0	0/1	0	0/1	0	2/3	67	1	4	5	1	1	1	0	1	1	2
*7	CUI Jinming	34:12	8/12	67	8/11	73	0/1	0	2/2	100	1	6	7	9	2	3	0	2	3	
*8	LI Zhigang	12:24	2/4	50	1/1	100	1/3	33	2/2	100	0	0	0	0	1	0	0	0	1	
9	GAO Xiangnan	25:48	3/7	43	3/5	60	0/2	0	5/6	83	2	3	5	3	3	1	0	3	4	
10	XIAO Jian	12:12	2/6	33	2/5	40	0/1	0	1/3	33	1	4	5	1	1	1	1	0	2	
*11	LIU Lian	7:48	1/2	50	1/1	100	0/1	0	0/0	0	0	0	0	1	1	1	0	0	2	
12	SUN Hefeng	5:47	0/2	0	0/2	0	0/0	0	0/0	0	1	3	4	0	0	0	0	1	1	
*13	ZHANG Hangqi	22:26	5/9	56	5/9	56	0/0	0	3/4	75	3	7	10	0	2	2	5	1	2	
14	DAI Huaibo	11:49	2/5	40	2/4	50	0/1	0	1/2	50	0	3	3	1	1	1	2	0	1	
15	WEI Meng	27:34	8/13	62	8/13	62	0/0	0	3/7	43	5	6	11	3	3	0	1	5	4	
Team / Coach											1	2	3		0					
Totals			33/73	45	31/60	52	2/13	15	21/32	66	15	39	54	22	15	13	9	14	24	89
Coach		ZHOU Dianxue																		
Assistant Coach		DU Chenglin																		

	OMA	CHN
Points from Turnovers	6	15
Points in the Paint	40	58
Second Chance Points	10	8
Fast Break Points	13	19

	OMA	CHN
Biggest Lead	3	38
Biggest Scoring Run	7-0 (16-20)	13-0 (23-43)
Lead Changes	7	
Times Tied	0	

LEGEND			
%	Shooting Percentage	(C)	Captain
BS	Blocked Shots	DR	Defensive Rebounds
OR	Offensive Rebounds	OTx	Overtime
S	Suspended	ST	Steals
(I)	Injured	FD	Fouls Drawn
*	Starters	PF	Fouls
M / A	Made / Attempts	TO	Turnovers
PTS	Points	AS	Assists
TOT	Total Rebounds	MIN	Minutes Played
		Qx	Quarter Time

Timing and Results provided by TISSOT



Game No: 82

Shot Chart
Схема бросков

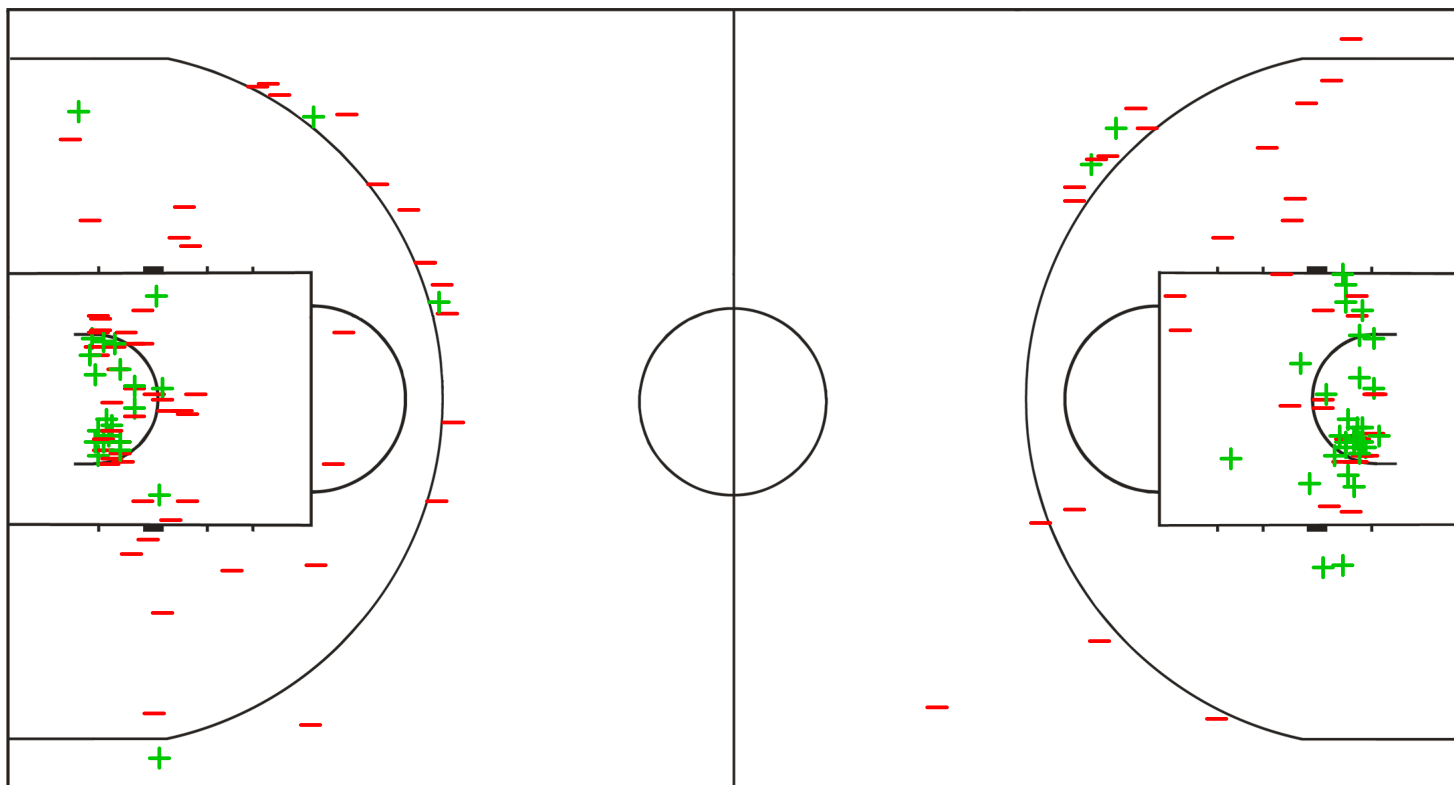
OMA 53 vs 89 CHN
(9 - 20, 14 - 18, 18 - 29, 12 - 22)

Scoring by 5 min intervals:

	Q1		Q2		Q3		Q4	
OMA	9	9	16	23	32	41	45	53
CHN	10	20	25	38	51	67	81	89

OMA - Oman

CHN - China



LEGEND

+ Shot Made

- Shot Missed

Timing and Results provided by **TISSOT**



Game No: 82

Shot Chart
Схема бросков

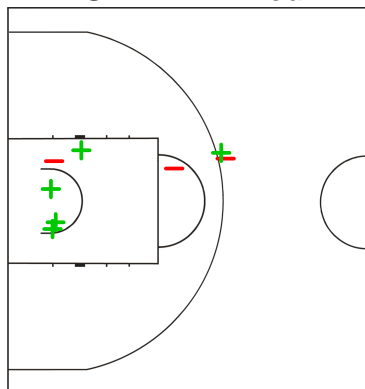
OMA 53 vs 89 CHN
(9 - 20, 14 - 18, 18 - 29, 12 - 22)

Scoring by 5 min intervals:

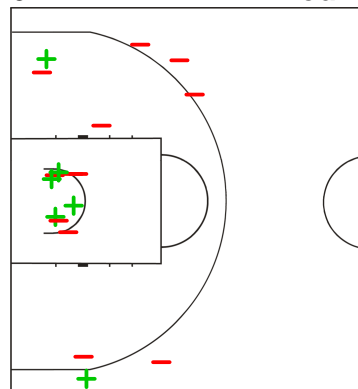
	Q1		Q2		Q3		Q4	
OMA	9	9	16	23	32	41	45	53
CHN	10	20	25	38	51	67	81	89

OMA - Oman

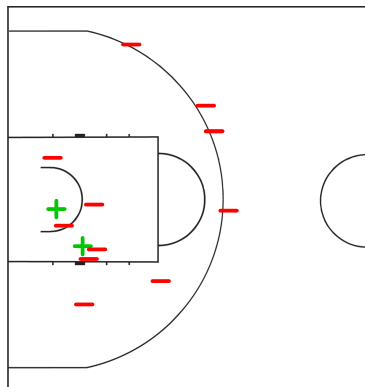
4 AL SIBANI Ahmed



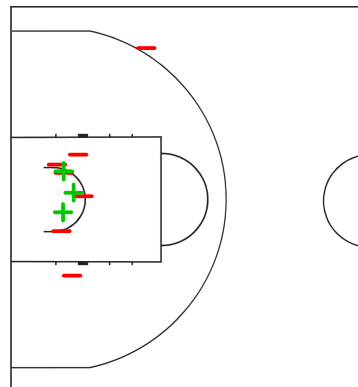
6 AL HALHALI Ahmed



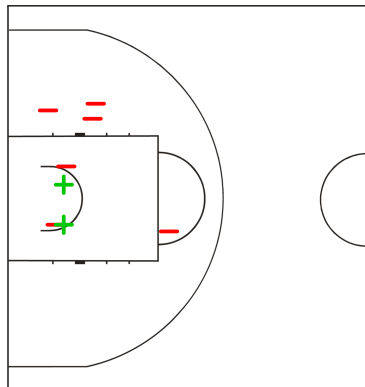
7 AL AAMRI Nouh



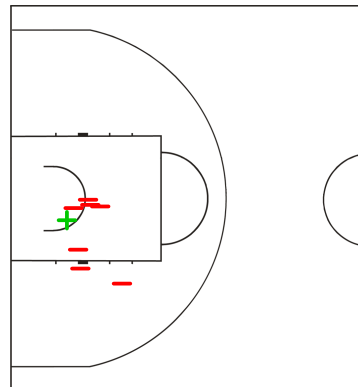
9 BANI ARABA Haitham



13 AL AMRANI Mohanned



14 AL SAADI Said



LEGEND

+ Shot Made

-

Shot Missed

Timing and Results provided by TISSOT



Game No: 82

Shot Chart
Схема бросков

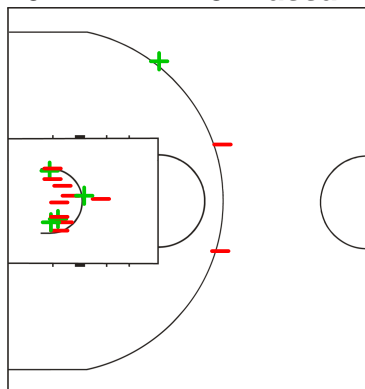
OMA 53 vs 89 CHN
(9 - 20, 14 - 18, 18 - 29, 12 - 22)

Scoring by 5 min intervals:

	Q1		Q2		Q3		Q4	
OMA	9	9	16	23	32	41	45	53
CHN	10	20	25	38	51	67	81	89

OMA - Oman

15 AL FARRAJI Hassan



LEGEND

+ Shot Made

- Shot Missed



Game No: 82

Shot Chart
Схема бросков

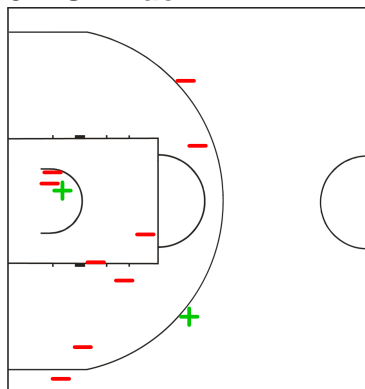
OMA 53 vs 89 CHN
(9 - 20, 14 - 18, 18 - 29, 12 - 22)

Scoring by 5 min intervals:

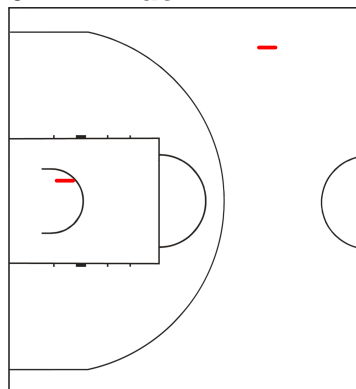
	Q1		Q2		Q3		Q4	
OMA	9	9	16	23	32	41	45	53
CHN	10	20	25	38	51	67	81	89

CHN - China

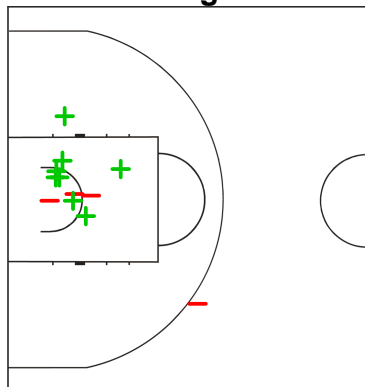
5 LIU Zihao



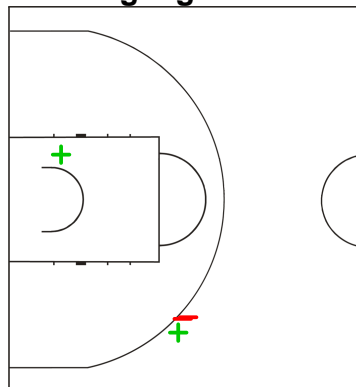
6 WEN Hao



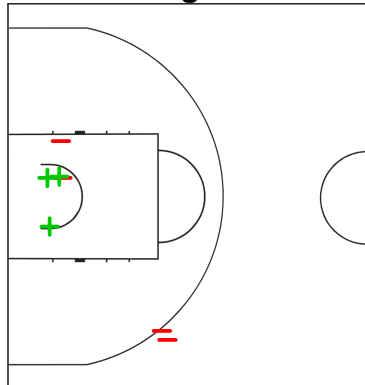
7 CUI Jinming



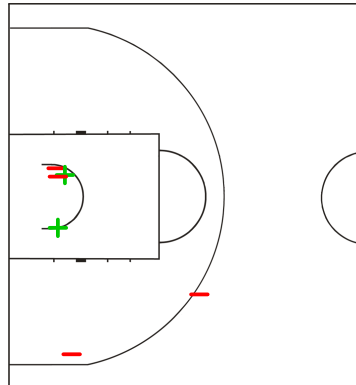
8 LI Zhigang



9 GAO Xiangnan



10 XIAO Jian



LEGEND

+ Shot Made

-

Shot Missed

Timing and Results provided by TISSOT



Game No: 82

Shot Chart
Схема бросков

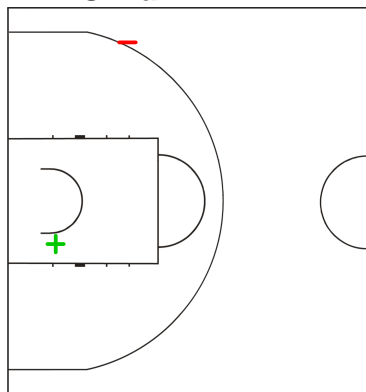
OMA 53 vs 89 CHN
(9 - 20, 14 - 18, 18 - 29, 12 - 22)

Scoring by 5 min intervals:

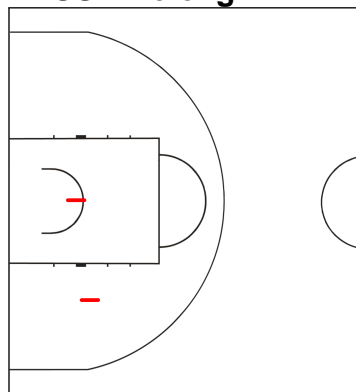
	Q1		Q2		Q3		Q4	
OMA	9	9	16	23	32	41	45	53
CHN	10	20	25	38	51	67	81	89

CHN - China

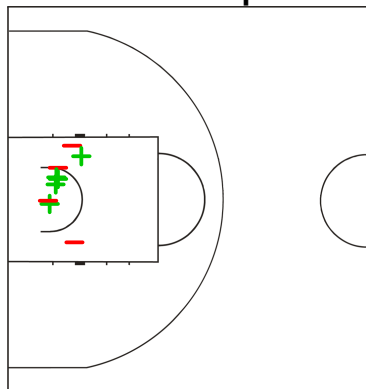
11 LIU Lian



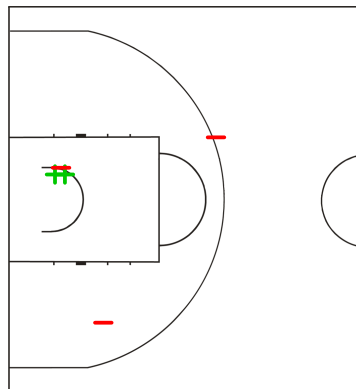
12 SUN Hefeng



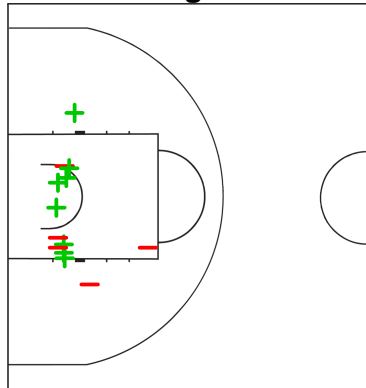
13 ZHANG Hanqi



14 DAI Huaibo



15 WEI Meng



LEGEND

+ Shot Made

- Shot Missed

Timing and Results provided by TISSOT



Game No: 82

Lineup Analysis

Анализ

OMA 53 vs 89 CHN

OMA

Lineup efficiency

6	AL HALHALI A	7	AL AAMRI N	9	BANI ARABA H	14	AL SAADI S	15	AL FARRAJI H	9:11
4	AL SIBANI A	6	AL HALHALI A	7	AL AAMRI N	13	AL AMRANI M	15	AL FARRAJI H	5:56
4	AL SIBANI A	7	AL AAMRI N	9	BANI ARABA H	14	AL SAADI S	15	AL FARRAJI H	5:48
4	AL SIBANI A	6	AL HALHALI A	9	BANI ARABA H	13	AL AMRANI M	15	AL FARRAJI H	5:07
4	AL SIBANI A	6	AL HALHALI A	7	AL AAMRI N	14	AL SAADI S	15	AL FARRAJI H	5:02
7	AL AAMRI N	9	BANI ARABA H	13	AL AMRANI M	14	AL SAADI S	15	AL FARRAJI H	3:45
4	AL SIBANI A	6	AL HALHALI A	7	AL AAMRI N	13	AL AMRANI M	14	AL SAADI S	3:22
6	AL HALHALI A	7	AL AAMRI N	9	BANI ARABA H	13	AL AMRANI M	14	AL SAADI S	1:49

Score development

4	AL SIBANI A	6	AL HALHALI A	7	AL AAMRI N	14	AL SAADI S	15	AL FARRAJI H	5:02	+3
6	AL HALHALI A	7	AL AAMRI N	9	BANI ARABA H	13	AL AMRANI M	14	AL SAADI S	1:49	0
7	AL AAMRI N	9	BANI ARABA H	13	AL AMRANI M	14	AL SAADI S	15	AL FARRAJI H	3:45	0
4	AL SIBANI A	6	AL HALHALI A	9	BANI ARABA H	13	AL AMRANI M	15	AL FARRAJI H	5:07	0
4	AL SIBANI A	6	AL HALHALI A	7	AL AAMRI N	13	AL AMRANI M	14	AL SAADI S	3:22	-5
4	AL SIBANI A	6	AL HALHALI A	7	AL AAMRI N	13	AL AMRANI M	15	AL FARRAJI H	5:56	-5
4	AL SIBANI A	7	AL AAMRI N	9	BANI ARABA H	14	AL SAADI S	15	AL FARRAJI H	5:48	-12
6	AL HALHALI A	7	AL AAMRI N	9	BANI ARABA H	14	AL SAADI S	15	AL FARRAJI H	9:11	-17



Game No: 74

Start List

Стартовый список

EST vs LTU

Referee: OVINOV Semen (RUS)

Umpire: KENYON Reid Allan (CAN) / WU Zhiwei (HKG)

EST - Estonia

No.	Name	Pos	Height m / ft in	Age	Current Games Statistics						
					PPG	FG%	3FG%	FT%	RPG	APG	MPG (GP)
4	RAUDLA Siim	G	1.90/6'3"	23	1.0	18	0		3.7	1.0	20:43 (6)
6	PUIDET Jaan	G	1.93/6'4"	21	8.8	39	42	86	5.7	3.0	29:45 (6)
8	HAMARSALU Taavi	C	2.01/6'7"	24	2.6	19	16		1.4	1.2	14:21 (5)
9	KEEDUS Erik	F	2.02/6'8"	23	6.2	29	17	75	6.2	3.3	28:33 (6)
10	KERES Kristjan	F	1.97/6'6"	23	6.8	36	28	67	2.7	0.8	23:55 (6)
11	ULP Priidik	G	1.91/6'3"	21	4.6	50	42	100	1.2	0.4	15:23 (5)
12	RAADIK Toomas	C	2.03/6'8"	22	18.7	59	56	95	4.3	1.7	29:46 (6)
13	SAARMETS Madis	C	2.04/6'8"	23	9.3	39	24	56	5.8	1.0	27:04 (6)
14	LIIVAMAGI Kevin	C	2.00/6'7"	20	1.7	9	0	100	2.0	0.0	13:02 (3)
15	VOOLAID Kristjan	F	2.00/6'7"	21	4.2	31	7	50	4.0	0.4	15:39 (5)
Team			1.98/6'6"	22.1	61.2	38	24	80	39.8	12.5	
Coach		LILL Heino									
Assistant Coach		TAMMARU Margus									

EST Played		
PR	GER	65 - 59
PR	RUS	43 - 106
PR	UKR	71 - 52
PR	OMA	77 - 52
PR	KOR	68 - 61
QF	SRB	43 - 88


LTU - Lithuania

No.	Name	Pos	Height m / ft in	Age	Current Games Statistics						
					PPG	FG%	3FG%	FT%	RPG	APG	MPG (GP)
4	VASILIAUSKAS Sarunas	G	1.88/6'2"	24	9.3	51	43	79	1.3	2.7	19:05 (6)
5	CIZAUSKAS Vytenis	G	1.87/6'2"	20	10.3	52	50	85	2.8	3.5	18:49 (6)
6	PECIUKEVICIUS Augustas	G	1.92/6'4"	21	2.0	27	0		1.0	1.5	10:22 (4)
7	BENDZIUS Eimantas	F	2.06/6'9"	23	9.7	58	43	33	4.7	2.2	20:28 (6)
8	JUSKEVICIUS Adas	G	1.94/6'4"	24	10.7	46	45	60	4.3	2.3	24:15 (6)
9	ULANOVAS Edgaras	F	2.00/6'7"	21	0.7	25	0		1.0	1.0	8:08 (3)
10	LIPKEVICIUS Vytenis	G	1.97/6'6"	24	8.7	47	33	68	4.0	2.5	24:41 (6)
11	KUPSAS Mindaugas	C	2.16/7'1"	22	6.5	67		43	3.3	0.7	9:32 (6)
12	ORELIK Gediminas	F	2.00/6'7"	23	11.0	54	40	95	3.8	1.8	19:48 (6)
13	BUTERLEVICIUS Simas	G	2.00/6'7"	24	8.3	52	36	80	2.8	1.5	21:39 (6)
14	CEPUKAITIS Vaidas	C	2.07/6'9"	24	8.0	55	0	55	6.3	0.5	16:53 (6)
15	DRUNGILAS Adomas	G	2.05/6'9"	22	6.0	44	0	74	5.8	0.7	13:48 (6)
Team			1.99/6'6"	22.7	90.2	51	39	72	43.5	19.8	
Coach		ADOMAITIS Dainius									
Assistant Coach		GRONSKIS Arvydas									

LTU Played		
PR	NOR	94 - 71
PR	CHI	116 - 51
PR	CHN	129 - 52
PR	BRA	77 - 69
PR	FIN	70 - 51
QF	AUS	55 - 60

LEGEND

(1)	Point Guard	(2)	Shooting Guard	(3)	Small Forward	(4)	Power Forward	(5)	Centre
(C)	Captain	3FG%	3 Points Field Goals %	APG	Assists per Game	C	Centre	F	Forward
FG%	Field Goals %	FT%	Free Throws %	G	Guard	GP	Games Played	MPG	Minutes Played per Game
Pos	Playing Position	PPG	Points per Game	PR	Preliminary Round	QF	Quarterfinal	RPG	Rebounds per Game

Timing and Results provided by  TISSOT



Game No: 74

Results
Результаты

Attendance: 338

Match Duration: 1:24

EST 61 vs 82 LTU
(13:20, 15:17, 20:27, 13:18)

Referee: OVINOV Semen (RUS)

Commissioner:

Umpire: KENYON Reid Allan (CAN) / WU Zhiwei (HKG)

Scoring by 5 min intervals:	EST	Q1		Q2		Q3		Q4	
		6	13	23	28	39	48	50	61
	LTU	14	20	24	37	54	64	74	82

EST - Estonia

No.	Name	MIN	Field Goals		2 Points		3 Points		Free Throws		Rebounds			AS	TO	ST	BS	PF	FD	PTS
			M/A	%	M/A	%	M/A	%	M/A	%	OR	DR	TOT							
*4	RAUDLA Siim	33:02	1/4	25	0/2	0	1/2	50	0/0	0	1	1	2	2	2	1	0	2	2	3
*6	PUIDET Jaan	28:16	1/4	25	1/4	25	0/0	0	1/2	50	1	4	5	1	5	2	0	2	4	3
8	HAMARSALU Taavi	19:35	3/9	33	1/3	33	2/6	33	0/0	0	0	1	1	0	2	1	0	2	3	8
*9	KEEDUS Erik	27:01	3/10	30	3/8	38	0/2	0	2/3	67	1	0	1	0	5	2	0	4	5	8
10	KERES Kristjan	20:44	3/8	38	1/3	33	2/5	40	0/0	0	0	0	0	3	1	0	0	4	0	8
11	ULP Priidik	10:57	0/0	0	0/0	0	0/0	0	0/0	0	0	0	0	0	0	0	0	0	0	0
*12	RAADIK Toomas	36:13	6/10	60	4/8	50	2/2	100	2/2	100	2	3	5	1	1	1	1	1	2	16
*13	SAARMETS Madis	24:12	7/10	70	6/7	86	1/3	33	0/0	0	0	4	4	2	0	0	0	2	1	15
14	LIIVAMAGI Kevin	0:00	0/0	0	0/0	0	0/0	0	0/0	0	0	0	0	0	0	0	0	0	0	0
15	VOOLAIK Kristjan	0:00	0/0	0	0/0	0	0/0	0	0/0	0	0	0	0	0	0	0	0	0	0	0
Team / Coach											2	4	6		1					
Totals			24/55	44	16/35	46	8/20	40	5/7	71	7	17	24	9	17	7	1	17	17	61
Coach		LILL Heino																		
Assistant Coach		TAMMARU Margus																		

LTU - Lithuania

No.	Name	MIN	Field Goals		2 Points		3 Points		Free Throws		Rebounds			AS	TO	ST	BS	PF	FD	PTS
			M/A	%	M/A	%	M/A	%	M/A	%	OR	DR	TOT							
4	VASILIAUSKAS Sarunas	24:16	2/5	40	1/2	50	1/3	33	0/0	0	0	1	1	3	1	1	0	2	1	5
*5	CIZAUSKAS Vytenis	15:44	5/6	83	2/3	67	3/3	100	0/0	0	0	3	3	4	1	0	0	2	0	13
6	PECIUKVICIUS Augustas	18:14	4/7	57	2/3	67	2/4	50	2/2	100	4	0	4	2	1	1	0	0	3	12
7	BENDZIUS Eimantas	19:31	2/4	50	2/3	67	0/1	0	0/0	0	0	2	2	0	1	0	0	0	0	4
*8	JUSKEVICIUS Adas	21:46	6/8	75	4/4	100	2/4	50	0/0	0	0	4	4	2	1	0	0	1	0	14
9	ULANOVAS Edgaras	0:00	0/0	0	0/0	0	0/0	0	0/0	0	0	0	0	0	0	0	0	0	0	0
*10	LIPKEVICIUS Vytenis	21:59	2/3	67	1/2	50	1/1	100	0/0	0	1	3	4	2	0	1	0	1	4	5
11	KUPSAS Mindaugas	3:53	0/0	0	0/0	0	0/0	0	0/0	0	0	1	1	0	3	0	0	1	1	0
*12	ORELIK Gediminas	20:29	3/10	30	3/6	50	0/4	0	3/3	100	3	2	5	0	0	1	1	2	4	9
13	BUTERLEVICIUS Simas	18:01	3/6	50	0/0	0	3/6	50	2/2	100	0	1	1	2	1	0	1	3	3	11
*14	CEPUKAITIS Vaidas	22:11	3/5	60	3/5	60	0/0	0	1/2	50	1	3	4	2	2	0	1	4	1	7
15	DRUNGILAS Adomas	13:56	1/4	25	1/4	25	0/0	0	0/0	0	0	2	2	0	3	1	0	1	0	2
Team / Coach											1	2	3		0					
Totals			31/58	53	19/32	59	12/26	46	8/9	89	10	24	34	17	14	5	3	17	17	82
Coach		ADOMAITIS Dainius																		
Assistant Coach		GRONSKIS Arvydas																		

	EST	LTU
Points from Turnovers	13	18
Points in the Paint	22	28
Second Chance Points	5	11
Fast Break Points	2	2

	EST	LTU
Biggest Lead	0	24
Biggest Scoring Run	7-0 (20-22)	10-0 (28-45)
Lead Changes	0	
Times Tied	1	

LEGEND			
%	Shooting Percentage	(C)	Captain
BS	Blocked Shots	DR	Defensive Rebounds
OR	Offensive Rebounds	OTx	Overtime
S	Suspended	ST	Steals
(I)	Injured	FD	Fouls Drawn
		PF	Fouls
		TO	Turnovers
*	Starters	M/A	Made / Attempts
		PTS	Points
		TOT	Total Rebounds
AS	Assists	MIN	Minutes Played
		Qx	Quarter Time

Timing and Results provided by TISSOT



Game No: 74

Shot Chart
Схема бросков

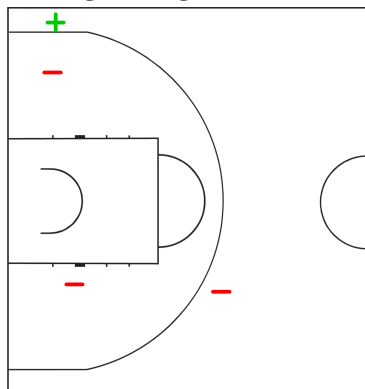
EST 61 vs 82 LTU
(13 - 20, 15 - 17, 20 - 27, 13 - 18)

Scoring by 5 min intervals:

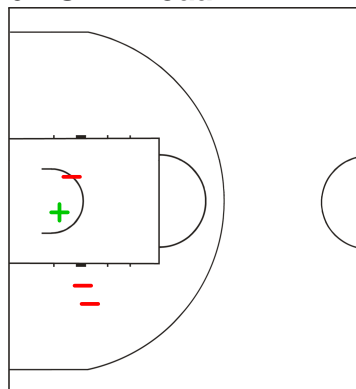
	Q1		Q2		Q3		Q4	
EST	6	13	23	28	39	48	50	61
LTU	14	20	24	37	54	64	74	82

EST - Estonia

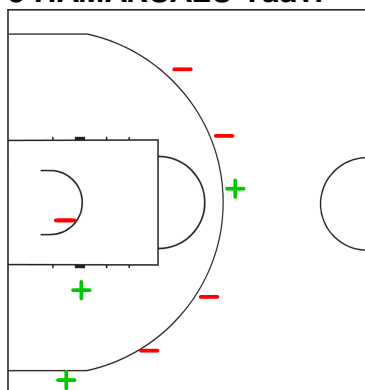
4 RAUDLA Siim



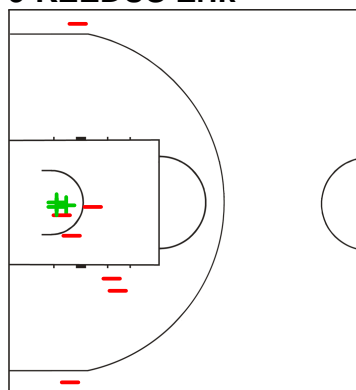
6 PUIDET Jaan



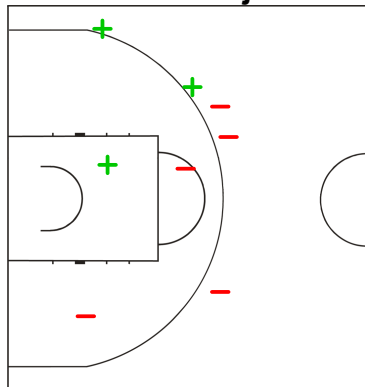
8 HAMARSALU Taavi



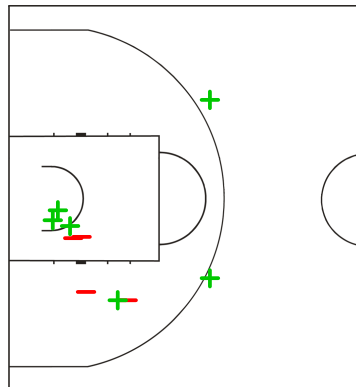
9 KEEDUS Erik



10 KERES Kristjan



12 RAADIK Toomas



LEGEND

+ Shot Made

-

Shot Missed

Timing and Results provided by TISSOT



Game No: 74

Shot Chart

Схема бросков

EST 61 vs 82 LTU

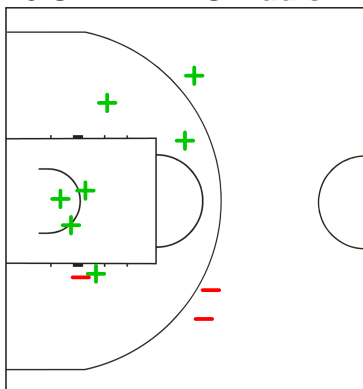
(13 - 20, 15 - 17, 20 - 27, 13 - 18)

Scoring by 5 min intervals:

	Q1		Q2		Q3		Q4	
EST	6	13	23	28	39	48	50	61
LTU	14	20	24	37	54	64	74	82

EST - Estonia

13 SAARMETS Madis



LEGEND

+ Shot Made

- Shot Missed



Game No: 74

Shot Chart
Схема бросков

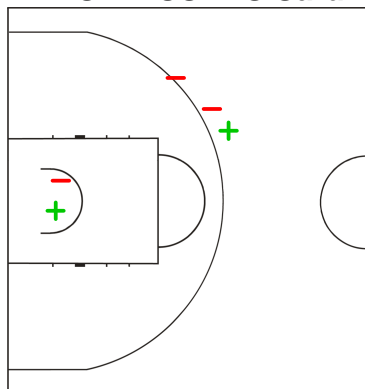
EST 61 vs 82 LTU
(13 - 20, 15 - 17, 20 - 27, 13 - 18)

Scoring by 5 min intervals:

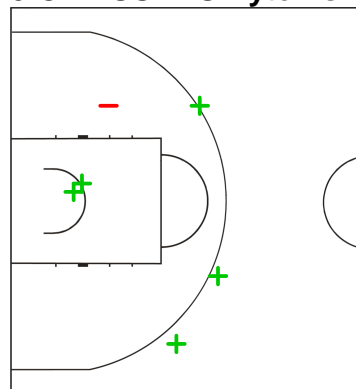
	Q1		Q2		Q3		Q4	
EST	6	13	23	28	39	48	50	61
LTU	14	20	24	37	54	64	74	82

LTU - Lithuania

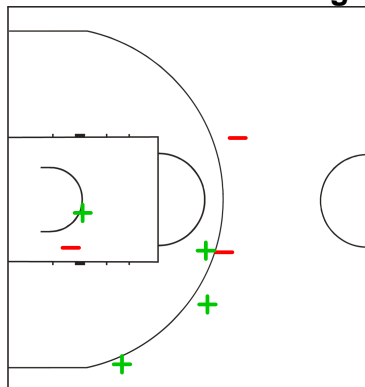
4 VASILIAUSKAS Sarunas



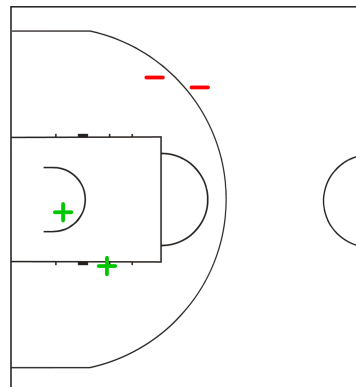
5 CIZAUSKAS Vytenis



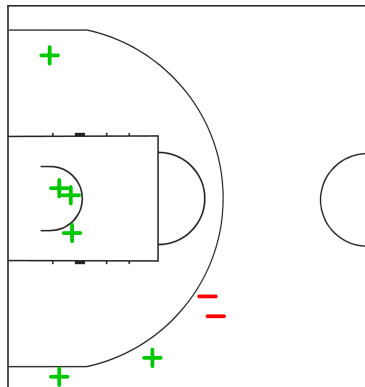
6 PECIUKEVICIUS Augustas



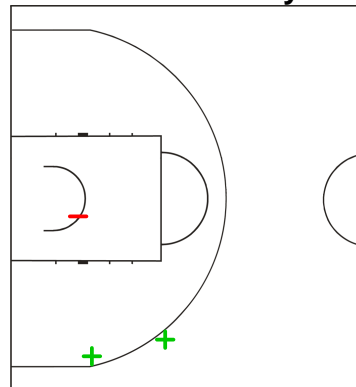
7 BENDZIUS Eimantas



8 JUSKEVICIUS Adas



10 LIPKEVICIUS Vytenis



LEGEND

+ Shot Made

-

Shot Missed

Timing and Results provided by TISSOT



Game No: 74

Shot Chart
Схема бросков

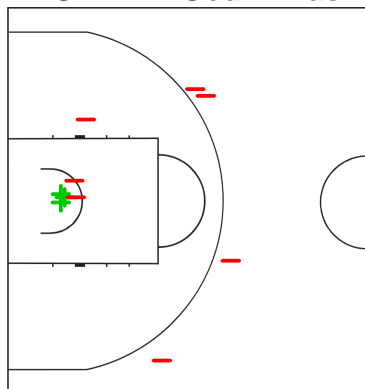
EST 61 vs 82 LTU
(13 - 20, 15 - 17, 20 - 27, 13 - 18)

Scoring by 5 min intervals:

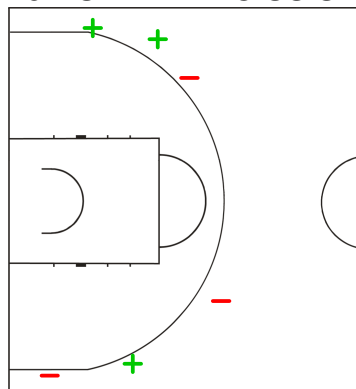
	Q1		Q2		Q3		Q4	
EST	6	13	23	28	39	48	50	61
LTU	14	20	24	37	54	64	74	82

LTU - Lithuania

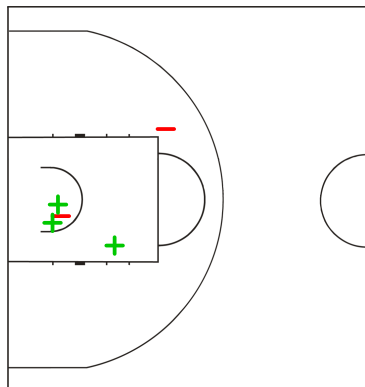
12 ORELIK Gediminas



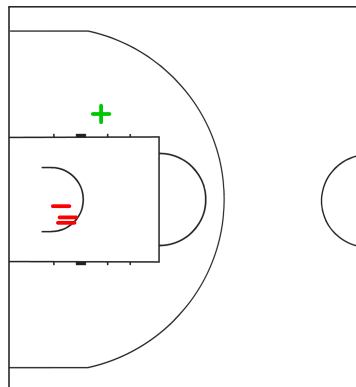
13 BUTERLEVICIUS Simas



14 CEPUKAITIS Vaidas



15 DRUNGILAS Adomas



LEGEND

+ Shot Made

- Shot Missed



Game No: 74

Lineup Analysis

Анализ

EST 61 vs 82 LTU

EST

Lineup efficiency

4 RAUDLA S	6 PUIDET J	9 KEEDUS E	12 RAADIK T	13 SAARMETS M	7:09
4 RAUDLA S	6 PUIDET J	8 HAMARSALU T	10 KERES K	12 RAADIK T	6:31
6 PUIDET J	9 KEEDUS E	11 ULP P	12 RAADIK T	13 SAARMETS M	5:46
4 RAUDLA S	8 HAMARSALU T	9 KEEDUS E	10 KERES K	12 RAADIK T	4:12
4 RAUDLA S	9 KEEDUS E	10 KERES K	12 RAADIK T	13 SAARMETS M	3:27
4 RAUDLA S	6 PUIDET J	8 HAMARSALU T	9 KEEDUS E	12 RAADIK T	3:15
4 RAUDLA S	6 PUIDET J	10 KERES K	12 RAADIK T	13 SAARMETS M	2:29
4 RAUDLA S	6 PUIDET J	8 HAMARSALU T	9 KEEDUS E	13 SAARMETS M	2:00
4 RAUDLA S	8 HAMARSALU T	10 KERES K	11 ULP P	13 SAARMETS M	1:47
4 RAUDLA S	10 KERES K	11 ULP P	12 RAADIK T	13 SAARMETS M	1:34
6 PUIDET J	8 HAMARSALU T	9 KEEDUS E	11 ULP P	12 RAADIK T	1:06
4 RAUDLA S	8 HAMARSALU T	10 KERES K	11 ULP P	12 RAADIK T	0:38
8 HAMARSALU T	9 KEEDUS E	10 KERES K	11 ULP P	12 RAADIK T	0:06

Score development

4 RAUDLA S	9 KEEDUS E	10 KERES K	12 RAADIK T	13 SAARMETS M	3:27	+5
4 RAUDLA S	6 PUIDET J	8 HAMARSALU T	9 KEEDUS E	12 RAADIK T	3:15	+3
4 RAUDLA S	8 HAMARSALU T	10 KERES K	11 ULP P	13 SAARMETS M	1:47	+1
6 PUIDET J	9 KEEDUS E	11 ULP P	12 RAADIK T	13 SAARMETS M	5:46	+1
8 HAMARSALU T	9 KEEDUS E	10 KERES K	11 ULP P	12 RAADIK T	0:06	0
4 RAUDLA S	10 KERES K	11 ULP P	12 RAADIK T	13 SAARMETS M	1:34	0
4 RAUDLA S	8 HAMARSALU T	10 KERES K	11 ULP P	12 RAADIK T	0:38	-2
4 RAUDLA S	6 PUIDET J	10 KERES K	12 RAADIK T	13 SAARMETS M	2:29	-2
6 PUIDET J	8 HAMARSALU T	9 KEEDUS E	11 ULP P	12 RAADIK T	1:06	-3
4 RAUDLA S	6 PUIDET J	8 HAMARSALU T	9 KEEDUS E	13 SAARMETS M	2:00	-4
4 RAUDLA S	8 HAMARSALU T	9 KEEDUS E	10 KERES K	12 RAADIK T	4:12	-5
4 RAUDLA S	6 PUIDET J	8 HAMARSALU T	10 KERES K	12 RAADIK T	6:31	-7
4 RAUDLA S	6 PUIDET J	9 KEEDUS E	12 RAADIK T	13 SAARMETS M	7:09	-8



Game No: 74

Lineup Analysis

Анализ

LTU

Lineup efficiency


5	CIZAUSKAS V	8	JUSKEVICIUS A	10	LIPKEVICIUS V	12	ORELIK G	14	CEPUKAITIS V	12:18
4	VASILIAUSKAS S	6	PECIUKEVICIUS A	7	BENDZIUS E	13	BUTERLEVICIUS S	15	DRUNGILAS A	5:45
4	VASILIAUSKAS S	6	PECIUKEVICIUS A	7	BENDZIUS E	13	BUTERLEVICIUS S	14	CEPUKAITIS V	4:05
4	VASILIAUSKAS S	7	BENDZIUS E	8	JUSKEVICIUS A	13	BUTERLEVICIUS S	15	DRUNGILAS A	2:53
4	VASILIAUSKAS S	6	PECIUKEVICIUS A	7	BENDZIUS E	10	LIPKEVICIUS V	14	CEPUKAITIS V	2:22
4	VASILIAUSKAS S	6	PECIUKEVICIUS A	10	LIPKEVICIUS V	12	ORELIK G	15	DRUNGILAS A	2:14
5	CIZAUSKAS V	8	JUSKEVICIUS A	10	LIPKEVICIUS V	11	KUPSAS M	12	ORELIK G	2:01
4	VASILIAUSKAS S	8	JUSKEVICIUS A	12	ORELIK G	13	BUTERLEVICIUS S	14	CEPUKAITIS V	2:01
4	VASILIAUSKAS S	8	JUSKEVICIUS A	10	LIPKEVICIUS V	12	ORELIK G	15	DRUNGILAS A	1:55
4	VASILIAUSKAS S	7	BENDZIUS E	8	JUSKEVICIUS A	10	LIPKEVICIUS V	15	DRUNGILAS A	1:09
4	VASILIAUSKAS S	6	PECIUKEVICIUS A	7	BENDZIUS E	11	KUPSAS M	13	BUTERLEVICIUS S	1:04
4	VASILIAUSKAS S	7	BENDZIUS E	8	JUSKEVICIUS A	11	KUPSAS M	13	BUTERLEVICIUS S	0:48
5	CIZAUSKAS V	6	PECIUKEVICIUS A	7	BENDZIUS E	13	BUTERLEVICIUS S	14	CEPUKAITIS V	0:43
5	CIZAUSKAS V	7	BENDZIUS E	8	JUSKEVICIUS A	13	BUTERLEVICIUS S	14	CEPUKAITIS V	0:42

Score development

5	CIZAUSKAS V	8	JUSKEVICIUS A	10	LIPKEVICIUS V	12	ORELIK G	14	CEPUKAITIS V	12:18	+15
4	VASILIAUSKAS S	6	PECIUKEVICIUS A	12	ORELIK G	13	BUTERLEVICIUS S	14	CEPUKAITIS V	2:01	+5
5	CIZAUSKAS V	7	BENDZIUS E	8	JUSKEVICIUS A	13	BUTERLEVICIUS S	14	CEPUKAITIS V	0:42	+2
4	VASILIAUSKAS S	8	JUSKEVICIUS A	10	LIPKEVICIUS V	12	ORELIK G	15	DRUNGILAS A	1:55	+2
5	CIZAUSKAS V	8	JUSKEVICIUS A	10	LIPKEVICIUS V	11	KUPSAS M	12	ORELIK G	2:01	+2
4	VASILIAUSKAS S	6	PECIUKEVICIUS A	7	BENDZIUS E	10	LIPKEVICIUS V	14	CEPUKAITIS V	2:22	+1
4	VASILIAUSKAS S	6	PECIUKEVICIUS A	7	BENDZIUS E	13	BUTERLEVICIUS S	14	CEPUKAITIS V	4:05	+1
4	VASILIAUSKAS S	6	PECIUKEVICIUS A	7	BENDZIUS E	13	BUTERLEVICIUS S	15	DRUNGILAS A	5:45	+1
4	VASILIAUSKAS S	6	PECIUKEVICIUS A	7	BENDZIUS E	11	KUPSAS M	13	BUTERLEVICIUS S	1:04	0
4	VASILIAUSKAS S	7	BENDZIUS E	8	JUSKEVICIUS A	10	LIPKEVICIUS V	15	DRUNGILAS A	1:09	0
5	CIZAUSKAS V	6	PECIUKEVICIUS A	7	BENDZIUS E	13	BUTERLEVICIUS S	14	CEPUKAITIS V	0:43	-2
4	VASILIAUSKAS S	7	BENDZIUS E	8	JUSKEVICIUS A	11	KUPSAS M	13	BUTERLEVICIUS S	0:48	-2
4	VASILIAUSKAS S	6	PECIUKEVICIUS A	10	LIPKEVICIUS V	12	ORELIK G	15	DRUNGILAS A	2:14	-2
4	VASILIAUSKAS S	7	BENDZIUS E	8	JUSKEVICIUS A	13	BUTERLEVICIUS S	15	DRUNGILAS A	2:53	-2

LEGEND

+ Shot Made - Shot Missed

Timing and Results provided by  TISSOT



Result Book

27th Summer Universiade in Kazan 2013



Basketball

Men's Finals





Game No: 88

Start List

Стартовый список

SWE vs JPN

Referee: VETROV Evgeny (RUS)

Umpire: SUSLOV Timo (EST) / BATBAYAR Ganzorig (MGL)

SWE - Sweden

No.	Name	Pos	Height m / ft in	Age	Current Games Statistics						
					PPG	FG%	3FG%	FT%	RPG	APG	MPG (GP)
4	BARTON Charles	G	1.91/6'3"	21	7.3	33	27	63	2.4	3.6	26:35 (7)
5	JOSEPH Mike	G	1.84/6'0"	22	6.0	34	45	81	1.6	3.9	24:33 (7)
6	CZERAPOWICZ Chris	G	2.00/6'7"	21	13.6	38	32	68	4.6	2.3	28:36 (7)
7	KARLSSON Andreas	G	2.00/6'7"	24	4.1	39	44	50	2.7	0.4	15:07 (7)
8	SUNDSTROM Gustav	G	1.99/6'6"	22	9.3	49	20	75	2.7	0.6	19:07 (7)
10	LINDELL Odin	F	2.05/6'9"	23	5.1	48		40	2.9	0.3	18:35 (7)
11	RONSTROM Johan	F	2.02/6'8"	23	0.7	25	0		0.3	0.3	5:49 (3)
12	NORMAN Sebastian	C	2.07/6'9"	20	2.4	35		50	2.7	0.1	11:59 (7)
13	HARTMAN Richard	F	2.01/6'7"	24	4.6	61	0	17	4.0	0.4	17:40 (5)
14	LINDQVIST Alexander	F	2.05/6'9"	22	12.7	44	56	82	6.1	1.0	25:06 (7)
15	HAMPTON Pierre	F	2.01/6'7"	22	7.0	37	17	75	4.0	1.6	21:14 (5)
Team			2.00/6'7"	22.2	69.1	41	32	67	36.0	13.7	
Coach		BOSNIC Vedran									
Assistant Coach		BENGTSSON Viktor									

SWE Played

PR	CAN	69 - 84
PR	AUS	53 - 70
PR	USA	65 - 83
PR	UAE	79 - 69
PR	CZE	63 - 65
Q17	CHI	80 - 49
S17	UKR	75 - 73

JPN - Japan


No.	Name	Pos	Height m / ft in	Age	Current Games Statistics						
					PPG	FG%	3FG%	FT%	RPG	APG	MPG (GP)
4	NAKAHIGASHI Taito	F	1.90/6'3"	21	3.3	36	0	60	0.8	2.3	11:18 (4)
5	NAGAYOSHI Yuya	C	1.99/6'6"	22	10.7	49	25	77	7.7	1.5	31:55 (6)
6	UTO Naoki	G	1.87/6'2"	22	14.3	51	0	88	3.8	5.3	27:59 (6)
7	FUJII Yuma	G	1.80/5'11"	21	7.0	40	27	91	2.5	1.7	21:11 (6)
8	KAWAKAMI Sohei	F	1.90/6'3"	22	4.6	53	67	75	1.2	0.6	8:06 (5)
9	FUJITAKA Soichiro	F	1.90/6'3"	21	3.2	57	33	50	1.8	1.2	13:45 (6)
10	HAREYAMA Kebin	F	1.91/6'3"	20	2.3	15	13	100	2.0	0.5	9:19 (4)
11	NOMOTO Kengo	F	1.99/6'6"	21	7.2	41	58	63	3.0	1.0	20:15 (6)
12	MINAGAWA Toru	C	1.99/6'6"	21	1.5	67		33	2.0	0.0	8:14 (4)
13	BANDO Taku	G	1.85/6'1"	21	7.3	41	43	43	1.2	1.2	12:49 (6)
14	HASHIMOTO Kosuke	C	2.02/6'8"	20	9.7	48	50	43	3.7	0.0	24:05 (6)
15	IKARUGA Seiji	G	1.85/6'1"	19	9.8	63	44	70	2.2	2.2	21:57 (6)
Team			1.91/6'3"	20.9	69.4	47	36	71	28.9	14.0	
Coach		HASEGAWA Kenji									
Assistant Coach		YAMAMOTO Akira					SASSA Norio				

JPN Played

PR	MEX	71 - 83
PR	ROU	57 - 77
PR	PHI	20 - 0
PR	SRB	64 - 105
PR	MGL	72 - 75
Q17	OMA	123 - 40
S17	UAE	79 - 63

LEGEND

(1)	Point Guard	(2)	Shooting Guard	(3)	Small Forward	(4)	Power Forward	(5)	Centre
(C)	Captain	3FG%	3 Points Field Goals %	APG	Assists per Game	C	Centre	F	Forward
FG%	Field Goals %	FT%	Free Throws %	G	Guard	GP	Games Played	MPG	Minutes Played per Game
Pos	Playing Position	PPG	Points per Game	PR	Preliminary Round	RPG	Rebounds per Game		

Timing and Results provided by  TISSOT



TUE 16 JUL 2013
10:00

Game No: 88

Results
Результаты

Match Duration: 1:22

SWE 62 vs 50 JPN
(16:6, 17:15, 15:15, 14:14)

Referee: VETROV Evgeny (RUS) Commissioner:
Umpire: SUSLOV Timo (EST) / BATBAYAR Ganzorig (MGL)

Scoring by 5 min intervals:	SWE	Q1		Q2		Q3		Q4	
		4	16	22	33	39	48	52	62
	JPN	2	6	14	21	24	36	42	50

SWE - Sweden

No.	Name	MIN	Field Goals		2 Points		3 Points		Free Throws		Rebounds			AS	TO	ST	BS	PF	FD	PTS	
			M/A	%	M/A	%	M/A	%	M/A	%	OR	DR	TOT								
*4	BARTON Charles	28:15	2/4	50	2/2	100	0/2	0	0/0	0	0	3	3	0	2	0	0	2	0	4	
*5	JOSEPH Mike	20:43	1/6	17	1/5	20	0/1	0	0/0	0	1	0	1	3	0	0	0	1	6	2	
6	CZERAPOWICZ Chris	28:29	6/14	43	2/2	100	4/12	33	0/0	0	2	7	9	4	1	2	0	1	0	16	
7	KARLSSON Andreas	16:53	2/5	40	2/4	50	0/1	0	0/0	0	1	0	1	1	1	1	0	0	0	4	
*8	SUNDSTROM Gustav	28:01	8/14	57	7/9	78	1/5	20	0/0	0	0	8	8	2	2	0	2	1	0	17	
10	LINDELL Odin	3:37	0/1	0	0/1	0	0/0	0	1/2	50	1	0	1	0	2	0	0	1	1	1	
11	RONSTROM Johan	6:06	1/3	33	1/2	50	0/1	0	0/0	0	2	0	2	1	0	0	0	2	0	2	
*12	NORMAN Sebastian	30:52	3/4	75	3/4	75	0/0	0	0/0	0	3	7	10	1	3	1	2	1	0	6	
13	HARTMAN Richard	9:48	1/2	50	1/2	50	0/0	0	0/0	0	1	1	2	0	0	0	0	2	0	2	
*14	LINDQVIST Alexander	27:16	3/7	43	3/3	100	0/4	0	2/2	100	3	2	5	0	2	1	1	1	4	8	
15	HAMPTON Pierre	0:00	0/0	0	0/0	0	0/0	0	0/0	0	0	0	0	0	0	0	0	0	0	0	
Team / Coach																					
Totals		27/60	45	22/34	65	5/26	19	3/4	75	14	30	44	12	14	5	5	12	11	62		
Coach		BOSNIC Vedran																			
Assistant Coach		BENGTSSON Viktor																			

JPN - Japan

No.	Name	MIN	Field Goals		2 Points		3 Points		Free Throws		Rebounds			AS	TO	ST	BS	PF	FD	PTS	
			M/A	%	M/A	%	M/A	%	M/A	%	OR	DR	TOT								
4	NAKAHIGASHI Taito	6:37	0/1	0	0/0	0	0/1	0	0/0	0	0	1	1	1	1	0	0	2	0	0	
*5	NAGAYOSHI Yuya	29:08	0/4	0	0/4	0	0/0	0	2/4	50	1	1	2	3	0	1	0	2	2	2	
*6	UTO Naoki	3:44	0/2	0	0/2	0	0/0	0	0/0	0	0	1	1	0	0	0	0	0	0	0	
*7	FUJII Yuma	19:03	1/5	20	0/2	0	1/3	33	0/0	0	1	1	2	3	1	3	0	2	2	3	
8	KAWAKAMI Sohei	0:00	0/0	0	0/0	0	0/0	0	0/0	0	0	0	0	0	0	0	0	0	0	0	
9	FUJITAKA Soichiro	0:00	0/0	0	0/0	0	0/0	0	0/0	0	0	0	0	0	0	0	0	0	0	0	
10	HAREYAMA Kebin	25:42	2/8	25	1/3	33	1/5	20	0/0	0	2	1	3	0	1	0	0	2	0	5	
*11	NOMOTO Kengo	35:52	6/8	75	5/5	100	1/3	33	3/4	75	3	1	4	2	2	0	0	0	3	16	
12	MINAGAWA Toru	0:00	0/0	0	0/0	0	0/0	0	0/0	0	0	0	0	0	0	0	0	0	0	0	
13	BANDO Taku	24:54	5/14	36	0/1	0	5/13	38	0/0	0	1	3	4	1	1	0	0	2	0	15	
*14	HASHIMOTO Kosuke	22:22	1/8	13	1/8	13	0/0	0	0/0	0	2	2	4	1	0	1	0	0	1	2	
15	IKARUGA Seiji	32:38	3/13	23	3/10	30	0/3	0	1/1	100	0	5	5	5	3	1	0	1	4	7	
Team / Coach																					
Totals		18/63	29	10/35	29	8/28	29	6/9	67	14	18	32	16	9	6	0	11	12	50		
Coach		HASEGAWA Kenji																			
Assistant Coach		YAMAMOTO Akira SASSA Norio																			

	SWE	JPN
Points from Turnovers	9	13
Points in the Paint	28	18
Second Chance Points	9	2
Fast Break Points	10	7

	SWE	JPN
Biggest Lead	19	2
Biggest Scoring Run	12-0 (16-4)	6-0 (46-33)
Lead Changes	1	
Times Tied	2	

LEGEND			
%	Shooting Percentage	(C)	Captain
BS	Blocked Shots	DR	Defensive Rebounds
OR	Offensive Rebounds	OTx	Overtime
S	Suspended	ST	Steals
(I)	Injured	FD	Fouls Drawn
PF	Fouls	PTS	Points
TO	Turnovers	TOT	Total Rebounds
*	Starters	M/A	Made / Attempts
AS	Assists	MIN	Minutes Played
Qx	Quarter Time		

Timing and Results provided by TISSOT



Game No: 88

Shot Chart
Схема бросков

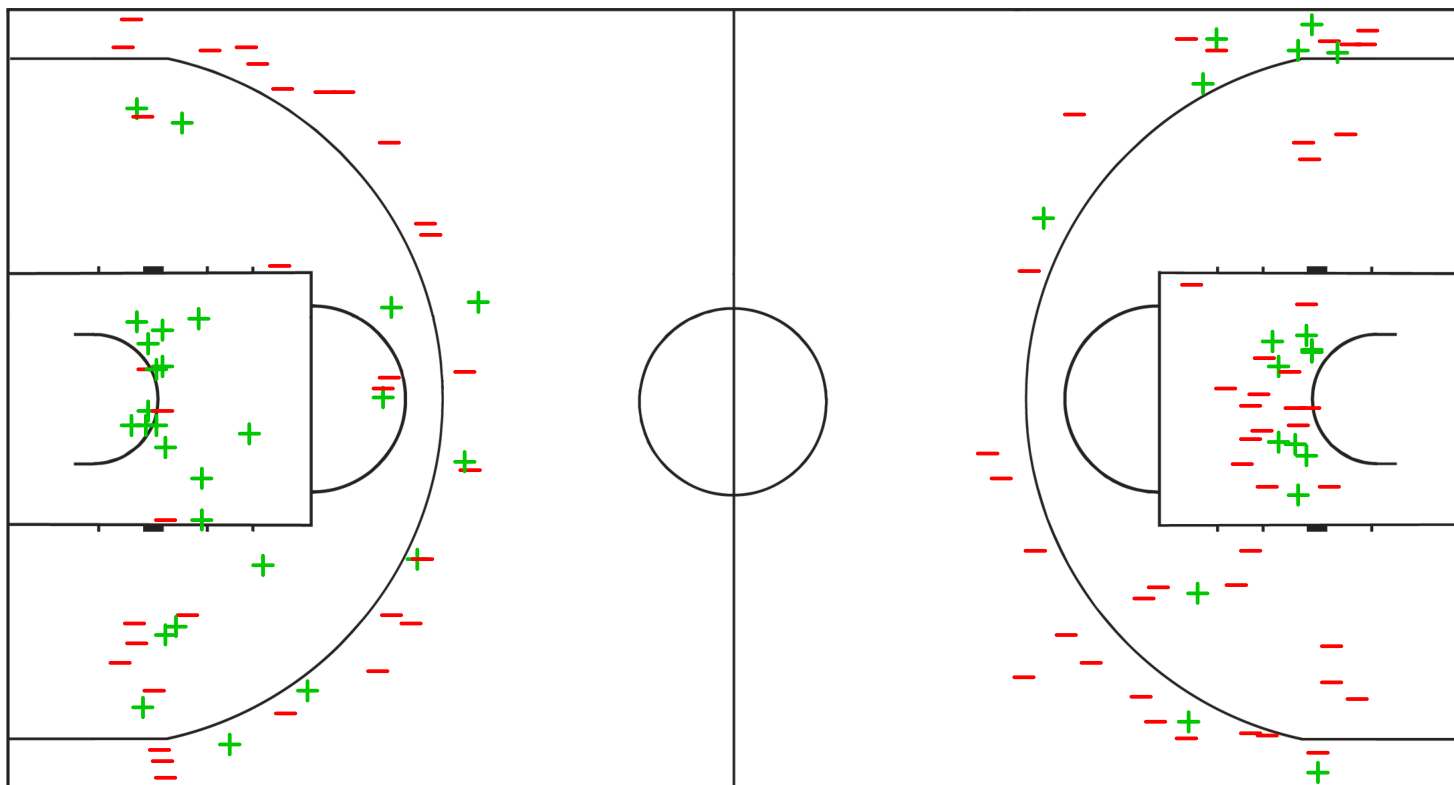
SWE 62 vs 50 JPN
(16 - 6, 17 - 15, 15 - 15, 14 - 14)

Scoring by 5 min intervals:

	Q1		Q2		Q3		Q4	
SWE	4	16	22	33	39	48	52	62
JPN	2	6	14	21	24	36	42	50

SWE - Sweden

JPN - Japan



LEGEND

+ Shot Made

- Shot Missed

Timing and Results provided by **TISSOT**



Game No: 88

Shot Chart
Схема бросков

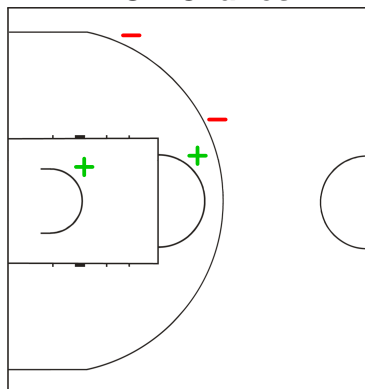
SWE 62 vs 50 JPN
(16 - 6, 17 - 15, 15 - 15, 14 - 14)

Scoring by 5 min intervals:

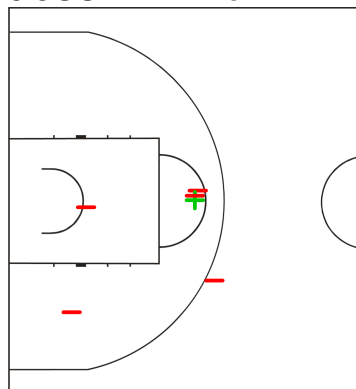
	Q1		Q2		Q3		Q4	
SWE	4	16	22	33	39	48	52	62
JPN	2	6	14	21	24	36	42	50

SWE - Sweden

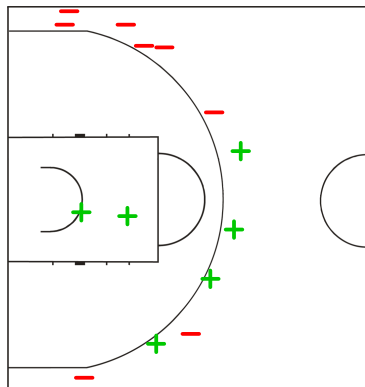
4 BARTON Charles



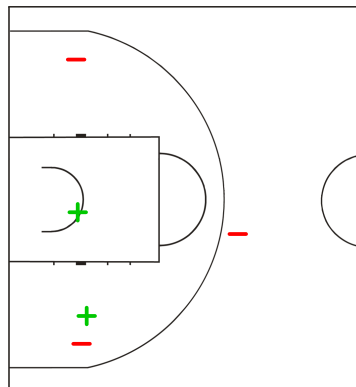
5 JOSEPH Mike



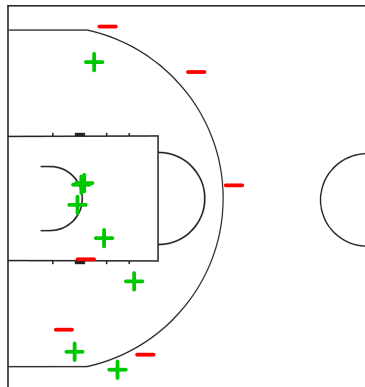
6 CZERAPOWICZ Chris



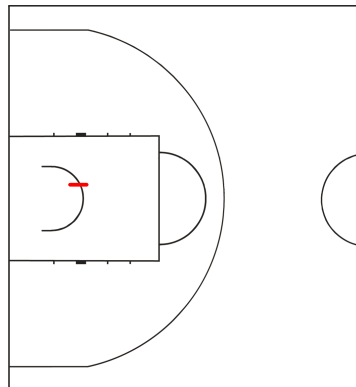
7 KARLSSON Andreas



8 SUNDSTROM Gustav



10 LINDELL Odin



LEGEND

+ Shot Made

-

Shot Missed

Timing and Results provided by TISSOT



Game No: 88

Shot Chart

Схема бросков

SWE 62 vs 50 JPN

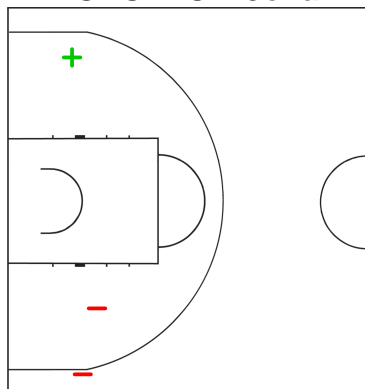
(16 - 6, 17 - 15, 15 - 15, 14 - 14)

Scoring by 5 min intervals:

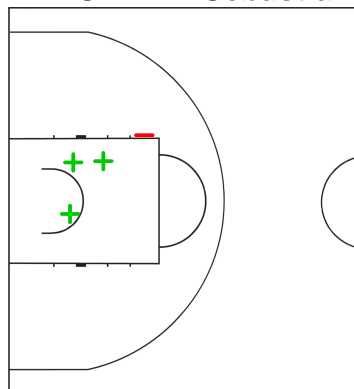
	Q1		Q2		Q3		Q4	
SWE	4	16	22	33	39	48	52	62
JPN	2	6	14	21	24	36	42	50

SWE - Sweden

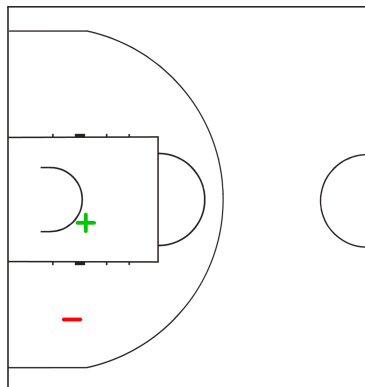
11 RONSTROM Johan



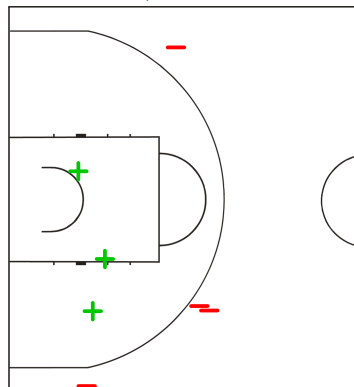
12 NORMAN Sebastian



13 HARTMAN Richard



14 LINDQVIST Alexander



LEGEND

+ Shot Made

- Shot Missed

Timing and Results provided by **TISSOT**



Game No: 88

Shot Chart
Схема бросков

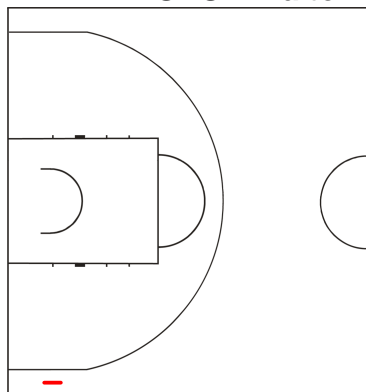
SWE 62 vs 50 JPN
(16 - 6, 17 - 15, 15 - 15, 14 - 14)

Scoring by 5 min intervals:

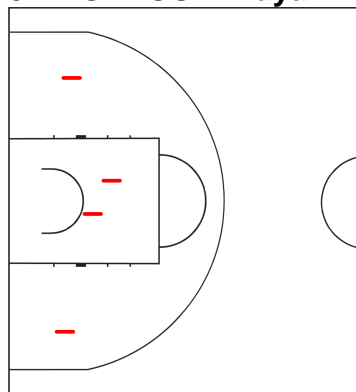
	Q1		Q2		Q3		Q4	
SWE	4	16	22	33	39	48	52	62
JPN	2	6	14	21	24	36	42	50

JPN - Japan

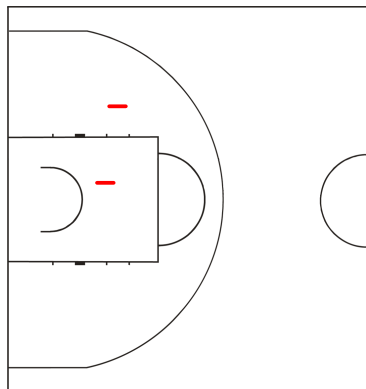
4 NAKAHIGASHI Taito



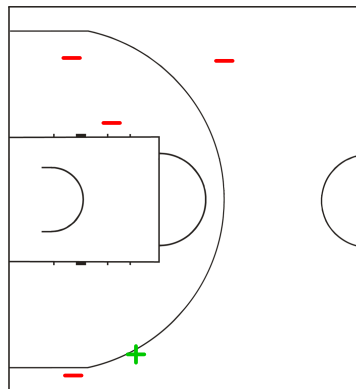
5 NAGAYOSHI Yuya



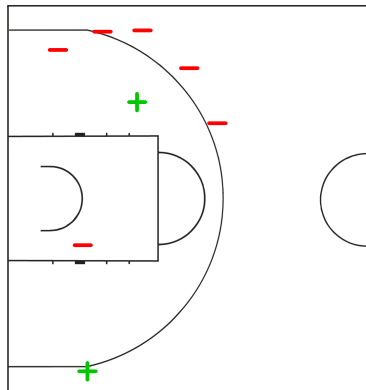
6 UTO Naoki



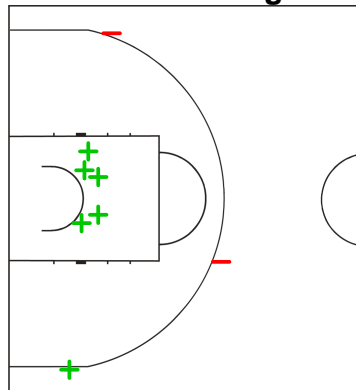
7 FUJII Yuma



10 HAREYAMA Kebin



11 NOMOTO Kengo



LEGEND

+ Shot Made

- Shot Missed

Timing and Results provided by TISSOT



Game No: 88

Shot Chart
Схема бросков

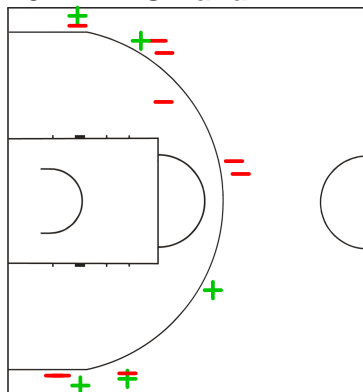
SWE 62 vs 50 JPN
(16 - 6, 17 - 15, 15 - 15, 14 - 14)

Scoring by 5 min intervals:

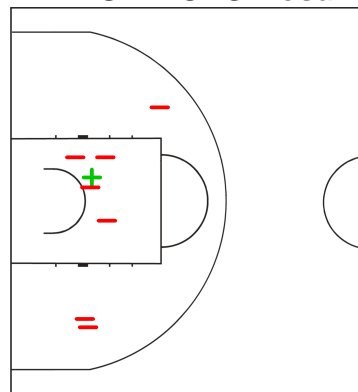
	Q1		Q2		Q3		Q4	
SWE	4	16	22	33	39	48	52	62
JPN	2	6	14	21	24	36	42	50

JPN - Japan

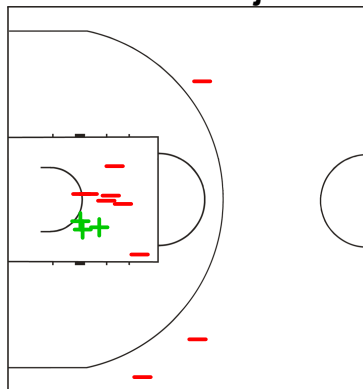
13 BANDO Taku



14 HASHIMOTO Kosuke



15 IKARUGA Seiji



LEGEND

+ Shot Made

- Shot Missed



Game No: 88

Lineup Analysis

Анализ

SWE 62 vs 50 JPN

SWE

Lineup efficiency

4	BARTON C	6	CZERAPOWICZ C	8	SUNDSTROM G	12	NORMAN S	14	LINDQVIST A	8:03
4	BARTON C	5	JOSEPH M	8	SUNDSTROM G	12	NORMAN S	14	LINDQVIST A	4:53
5	JOSEPH M	6	CZERAPOWICZ C	7	KARLSSON A	10	LINDELL O	13	HARTMAN R	3:37
5	JOSEPH M	6	CZERAPOWICZ C	7	KARLSSON A	12	NORMAN S	13	HARTMAN R	2:55
4	BARTON C	7	KARLSSON A	8	SUNDSTROM G	12	NORMAN S	14	LINDQVIST A	2:53
4	BARTON C	6	CZERAPOWICZ C	8	SUNDSTROM G	11	RONSTROM J	12	NORMAN S	2:21
4	BARTON C	6	CZERAPOWICZ C	7	KARLSSON A	8	SUNDSTROM G	12	NORMAN S	2:15
4	BARTON C	5	JOSEPH M	6	CZERAPOWICZ C	12	NORMAN S	14	LINDQVIST A	2:11
7	KARLSSON A	8	SUNDSTROM G	11	RONSTROM J	12	NORMAN S	14	LINDQVIST A	2:06
4	BARTON C	5	JOSEPH M	6	CZERAPOWICZ C	13	HARTMAN R	14	LINDQVIST A	1:54
5	JOSEPH M	6	CZERAPOWICZ C	7	KARLSSON A	8	SUNDSTROM G	14	LINDQVIST A	1:45
4	BARTON C	8	SUNDSTROM G	11	RONSTROM J	12	NORMAN S	14	LINDQVIST A	1:39
4	BARTON C	5	JOSEPH M	6	CZERAPOWICZ C	8	SUNDSTROM G	12	NORMAN S	1:36
5	JOSEPH M	6	CZERAPOWICZ C	7	KARLSSON A	13	HARTMAN R	14	LINDQVIST A	1:22
4	BARTON C	5	JOSEPH M	6	CZERAPOWICZ C	8	SUNDSTROM G	14	LINDQVIST A	0:30

Score development

4	BARTON C	6	CZERAPOWICZ C	8	SUNDSTROM G	12	NORMAN S	14	LINDQVIST A	8:03	+7
4	BARTON C	6	CZERAPOWICZ C	7	KARLSSON A	8	SUNDSTROM G	12	NORMAN S	2:15	+4
4	BARTON C	6	CZERAPOWICZ C	8	SUNDSTROM G	11	RONSTROM J	12	NORMAN S	2:21	+4
4	BARTON C	5	JOSEPH M	6	CZERAPOWICZ C	8	SUNDSTROM G	12	NORMAN S	1:36	+2
4	BARTON C	5	JOSEPH M	8	SUNDSTROM G	12	NORMAN S	14	LINDQVIST A	4:53	+2
4	BARTON C	5	JOSEPH M	6	CZERAPOWICZ C	12	NORMAN S	14	LINDQVIST A	2:11	+1
5	JOSEPH M	6	CZERAPOWICZ C	7	KARLSSON A	10	LINDELL O	13	HARTMAN R	3:37	+1
4	BARTON C	5	JOSEPH M	6	CZERAPOWICZ C	8	SUNDSTROM G	14	LINDQVIST A	0:30	0
4	BARTON C	8	SUNDSTROM G	11	RONSTROM J	12	NORMAN S	14	LINDQVIST A	1:39	0
7	KARLSSON A	8	SUNDSTROM G	11	RONSTROM J	12	NORMAN S	14	LINDQVIST A	2:06	0
4	BARTON C	7	KARLSSON A	8	SUNDSTROM G	12	NORMAN S	14	LINDQVIST A	2:53	-1
5	JOSEPH M	6	CZERAPOWICZ C	7	KARLSSON A	12	NORMAN S	13	HARTMAN R	2:55	-1
5	JOSEPH M	6	CZERAPOWICZ C	7	KARLSSON A	8	SUNDSTROM G	14	LINDQVIST A	1:45	-2
4	BARTON C	5	JOSEPH M	6	CZERAPOWICZ C	13	HARTMAN R	14	LINDQVIST A	1:54	-2
5	JOSEPH M	6	CZERAPOWICZ C	7	KARLSSON A	13	HARTMAN R	14	LINDQVIST A	1:22	-3



Game No: 87

Start List

Стартовый список

UKR vs UAE

Referee: KRUG Sergey (RUS)

Umpire: PAULIK Robert (CZE) / RODSAND Torkild (NOR)

UKR - Ukraine

No.	Name	Pos	Height m / ft in	Age	Current Games Statistics						
					PPG	FG%	3FG%	FT%	RPG	APG	MPG (GP)
4	SAINIIEV VasyI		1.77 / 5'10"	24	5.3	22	30	50	4.2	3.0	29:28 (6)
5	PAVLENKO Oleksii		1.88 / 6'2"	23	3.3	30	11	60	0.5	0.8	15:30 (6)
6	KYRYCHOK Andrii		1.93 / 6'4"	21	1.8	30	0	50	0.5	0.0	6:23 (4)
7	DOLENKO Oleksandr		1.90 / 6'3"	23	5.0	29	13	76	3.0	1.2	16:56 (6)
8	BOROVSKIY Rodion		2.02 / 6'8"	20	5.0	43	36		3.0	0.4	9:19 (5)
9	POLYULYAK Mykola		1.92 / 6'4"	22	12.3	47	38	57	5.5	2.2	27:59 (6)
10	MYKHAILOV Anton		1.97 / 6'6"	21	5.0	36	33	45	2.5	0.8	18:12 (6)
11	OLKHOVSKIY Roman		1.97 / 6'6"	22	0.8	11	0	50	2.2	0.6	6:46 (5)
12	MOTORCHUK Viacheslav		2.08 / 6'10"	21	3.2	43		27	4.6	0.8	12:47 (5)
13	POLIEZHAIEV Ivan		2.04 / 6'8"	24	6.5	35	18	50	5.8	0.8	18:57 (6)
14	MARCHENKO Dmytro		2.02 / 6'8"	21	5.8	34	0	50	4.3	0.5	19:41 (6)
15	ROCHNIAK Anton		2.04 / 6'8"	21	18.5	57	71	57	6.0	1.7	29:05 (6)
Team			1.96 / 6'5"	21.9	70.5	39	34	53	46.0	12.5	
Coach		KULIBABA Valentyn									
Assistant Coach		ARABADZHY Tymur									

UKR Played		
PR	KOR	98 - 100
PR	GER	58 - 78
PR	EST	52 - 71
PR	RUS	43 - 94
PR	OMA	99 - 35
S17	SWE	73 - 75

UAE - United Arab Emirates

No.	Name	Pos	Height m / ft in	Age	Current Games Statistics						
					PPG	FG%	3FG%	FT%	RPG	APG	MPG (GP)
4	KHALIFA AHMAD Mubarak	F	1.84 / 6'0"	18	6.7	39		43	3.0	2.0	24:32 (6)
5	AL BRAIKI Mohamed	F	1.92 / 6'4"	21	8.3	41	22	47	3.4	1.0	25:39 (7)
6	ZUWAYED KHALIFA Saleh	G	1.75 / 5'9"	23	13.5	36	0	50	2.8	1.0	30:20 (4)
7	ALFARSI ALJNEIBI Mohamed	C	2.00 / 6'7"	22	0.7	13		50	0.8	0.2	10:17 (6)
8	ZAAL ALWALI Khamis	G	1.79 / 5'10"	19	2.6	46	0	50	1.0	0.4	8:45 (5)
9	ABDULELAH A MOHD Ahmed	F	1.96 / 6'5"	18	0.0				0.0	0.0	4:02 (2)
10	OMAR ALAMERI Omer	F	1.96 / 6'5"	21	13.1	39	29	100	3.6	1.1	35:45 (7)
11	ALSHAIBA AL-ALI Mohamed	G	1.70 / 5'7"	22	0.8	33	33	50	0.0	0.4	7:12 (5)
12	OBAID GHABISH Hamad	G	1.82 / 6'0"	24	2.0	18	50	58	1.9	0.4	16:48 (7)
13	KHALIFA AHMAD Khalid	F	1.95 / 6'5"	21	3.7	29	0	40	4.1	0.4	25:23 (7)
14	AHMED AL-ALI Rashid		1.95 / 6'5"	23	4.3	34		80	3.9	0.6	25:59 (7)
15	AHMAD AL SHABEBI Qais	C	1.98 / 6'6"	21	15.7	34	23	67	8.0	0.7	24:53 (3)
Team			1.89 / 6'2"	21.1	54.6	36	26	53	28.0	6.9	
Coach		KALIFAN AHMAD Khalifa Abdulla									
Assistant Coach		BARAKAT Issam									

UAE Played		
PR	USA	46 - 140
PR	CAN	43 - 137
PR	CZE	54 - 100
PR	SWE	69 - 79
PR	AUS	43 - 131
Q17	CHN	64 - 62
S17	JPN	63 - 79

LEGEND

(1)	Point Guard	(2)	Shooting Guard	(3)	Small Forward	(4)	Power Forward	(5)	Centre
(C)	Captain	3FG%	3 Points Field Goals %	APG	Assists per Game	C	Centre	F	Forward
FG%	Field Goals %	FT%	Free Throws %	G	Guard	GP	Games Played	MPG	Minutes Played per Game
Pos	Playing Position	PPG	Points per Game	PR	Preliminary Round	RPG	Rebounds per Game		

Timing and Results provided by TISSOT



Game No: 87

Results
Результаты

Attendance: 180

Match Duration: 1:17

UKR 107 vs 54 UAE
(32:4, 33:14, 18:20, 24:16)

Referee: KRUG Sergey (RUS)

Commissioner:

Umpire: PAULIK Robert (CZE) / RODSAND Torkild (NOR)

Scoring by 5 min intervals:	UKR	Q1		Q2		Q3		Q4	
		M	A	M	A	M	A	M	A
	17	32	48	65	75	83	91	107	
	2	4	9	18	24	38	46	54	

UKR - Ukraine

No.	Name	MIN	Field Goals		2 Points		3 Points		Free Throws		Rebounds			AS	TO	ST	BS	PF	FD	PTS
			M/A	%	M/A	%	M/A	%	M/A	%	OR	DR	TOT							
*4	SAINIIEV Vasyl	23:34	1/5	20	1/2	50	0/3	0	0/0	0	0	4	4	8	2	2	0	1	1	2
5	PAVLENKO Oleksii	16:26	6/7	86	2/2	100	4/5	80	0/0	0	1	0	1	3	0	1	0	1	0	16
6	KYRYCHOK Andrii	0:00	0/0	0	0/0	0	0/0	0	0/0	0	0	0	0	0	0	0	0	0	0	0
7	DOLENKO Oleksandr	16:14	1/4	25	1/3	33	0/1	0	0/0	0	0	4	4	6	2	0	0	1	1	2
8	BOROVSKIY Rodion	18:45	9/13	69	8/10	80	1/3	33	0/0	0	2	3	5	1	1	1	0	1	1	19
*9	POLYULYAK Mykola	23:46	6/13	46	3/3	100	3/10	30	3/4	75	2	4	6	7	1	1	2	2	2	18
*10	MYKHAILOV Anton	21:07	6/7	86	5/6	83	1/1	100	1/3	33	0	4	4	2	1	1	0	0	1	14
11	OLKHOVSKIY Roman	22:38	4/7	57	4/6	67	0/1	0	0/0	0	4	3	7	2	0	0	1	2	0	8
12	MOTORCHUK Viacheslav	12:08	2/3	67	2/3	67	0/0	0	0/0	0	1	3	4	1	1	1	0	3	2	4
13	POLIEZHAIIEV Ivan	18:12	4/7	57	3/3	100	1/4	25	0/0	0	0	3	3	2	2	3	0	1	0	9
*14	MARCHENKO Dmytro	15:08	1/4	25	1/3	33	0/1	0	1/3	33	1	2	3	2	0	1	1	1	3	3
*15	ROCHNIAK Anton	12:02	5/5	100	5/5	100	0/0	0	2/3	67	4	4	8	3	2	0	1	1	2	12
Team / Coach											2	1	3							
Totals			45/75	60	35/46	76	10/29	34	7/13	54	17	35	52	37	12	11	5	14	13	107
Coach		KULIBABA Valentyn																		
Assistant Coach		ARABADZHY Tymur																		

UAE - United Arab Emirates

No.	Name	MIN	Field Goals		2 Points		3 Points		Free Throws		Rebounds			AS	TO	ST	BS	PF	FD	PTS
			M/A	%	M/A	%	M/A	%	M/A	%	OR	DR	TOT							
4	KHALIFA AHMAD Mubarak	0:00	0/0	0	0/0	0	0/0	0	0/0	0	0	0	0	0	0	0	0	0	0	0
5	AL BRAIKI Mohamed	26:06	2/6	33	2/6	33	0/0	0	3/6	50	0	3	3	0	1	0	0	0	3	7
6	ZUWAYED KHALIFA Saleh	0:00	0/0	0	0/0	0	0/0	0	0/0	0	0	0	0	0	0	0	0	0	0	0
*7	ALFARSI ALJNEIBI Mohamed	8:42	0/1	0	0/1	0	0/0	0	0/0	0	0	1	1	0	1	0	1	1	0	0
*8	ZAAL ALWALI Khamis	17:54	1/5	20	1/5	20	0/0	0	0/0	0	0	1	1	0	2	1	0	2	0	2
9	ABDULELAH A MOHD Ahmed	3:02	1/1	100	1/1	100	0/0	0	0/0	0	0	0	0	0	1	0	0	0	1	2
*10	OMAR ALAMERI Omer	34:01	7/14	50	5/8	63	2/6	33	4/5	80	0	4	4	2	0	1	1	1	3	20
*11	ALSHAIBA AL-ALI Mohamed	25:16	0/0	0	0/0	0	0/0	0	0/0	0	0	0	0	1	4	1	0	2	1	0
12	OBALD GHABISH Hamad	14:28	0/2	0	0/2	0	0/0	0	0/0	0	1	2	3	0	1	0	0	0	1	0
13	KHALIFA AHMAD Khalid	16:19	3/6	50	3/5	60	0/1	0	0/0	0	0	0	0	0	2	2	0	3	0	6
*14	AHMED AL-ALI Rashid	25:19	0/3	0	0/3	0	0/0	0	0/0	0	0	0	0	1	1	1	0	3	2	0
15	AHMAD AL SHABEBI Qais	28:53	7/16	44	6/12	50	1/4	25	2/4	50	0	3	3	0	0	1	0	1	3	17
Team / Coach											0	2	2		1					
Totals			21/54	39	18/43	42	3/11	27	9/15	60	1	16	17	4	14	7	2	13	14	54
Coach		KALIFAN AHMAD Khalifa Abdulla																		
Assistant Coach		BARAKAT Issam																		

	UKR	UAE
Points from Turnovers	21	10
Points in the Paint	62	34
Second Chance Points	21	0
Fast Break Points	11	4

	UKR	UAE
Biggest Lead	57	0
Biggest Scoring Run	30-0 (32-2)	9-0 (77-35)
Lead Changes		0
Times Tied		1

LEGEND			
%	Shooting Percentage	(C)	Captain
BS	Blocked Shots	DR	Defensive Rebounds
OR	Offensive Rebounds	OTx	Overtime
S	Suspended	ST	Steals
(I)	Injured	FD	Fouls Drawn
PF	Fouls	PTS	Points
TO	Turnovers	TOT	Total Rebounds
*	Starters	AS	Assists
M/A	Made / Attempts	MIN	Minutes Played
Qx	Quarter Time		

Timing and Results provided by **TISSOT**



Game No: 87

Shot Chart
Схема бросков

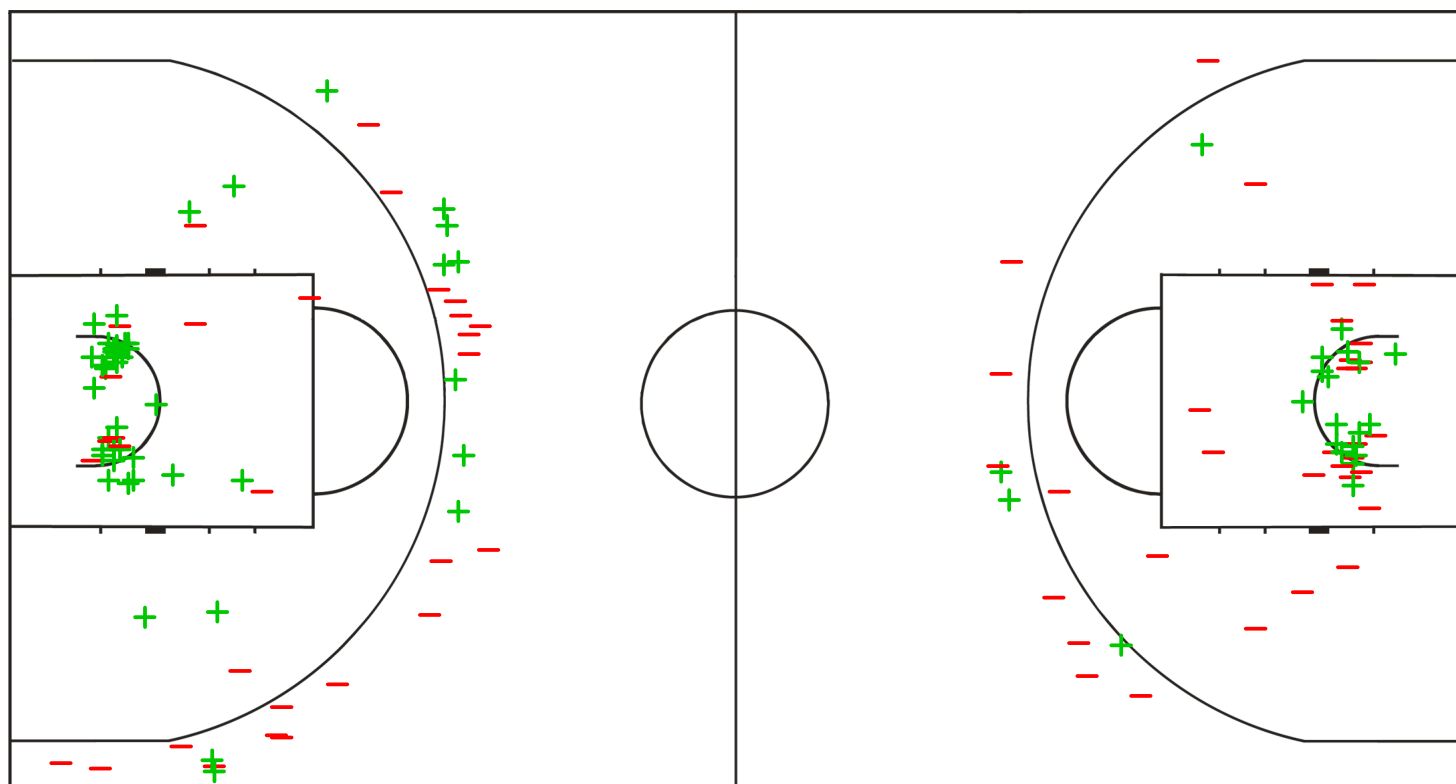
UKR 107 vs 54 UAE
(32 - 4, 33 - 14, 18 - 20, 24 - 16)

Scoring by 5 min intervals:

	Q1		Q2		Q3		Q4	
UKR	17	32	48	65	75	83	91	107
UAE	2	4	9	18	24	38	46	54

UKR - Ukraine

UAE - United Arab Emirates



LEGEND

+ Shot Made

- Shot Missed

Timing and Results provided by **TISSOT**



Game No: 87

Shot Chart
Схема бросков

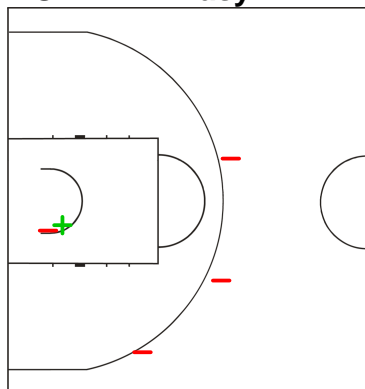
UKR 107 vs 54 UAE
(32 - 4, 33 - 14, 18 - 20, 24 - 16)

Scoring by 5 min intervals:

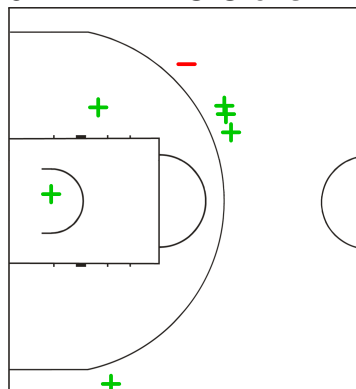
	Q1		Q2		Q3		Q4	
UKR	17	32	48	65	75	83	91	107
UAE	2	4	9	18	24	38	46	54

UKR - Ukraine

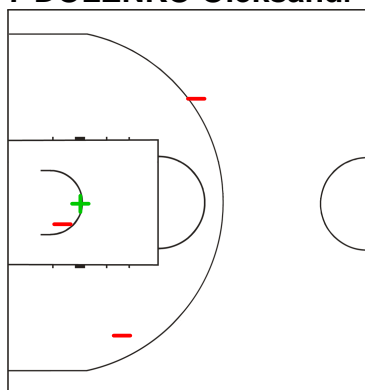
4 SAINIIEV VasyI



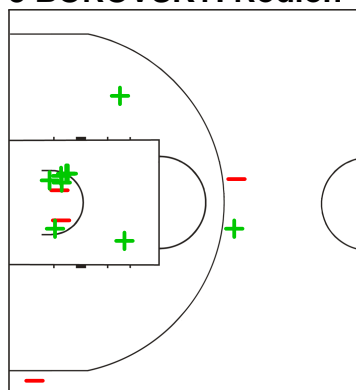
5 PAVLENKO Oleksii



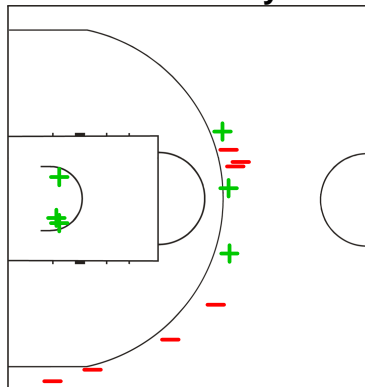
7 DOLENKO Oleksandr



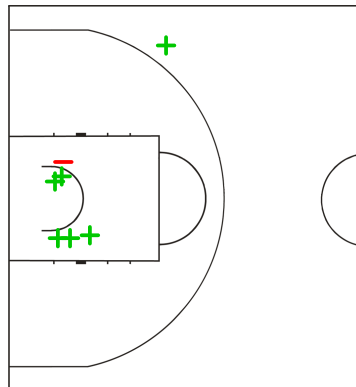
8 BOROVS KYI Rodion



9 POLYULYAK Mykola



10 MYKHAILOV Anton



LEGEND

+ Shot Made

-

Shot Missed

Timing and Results provided by TISSOT



Game No: 87

Shot Chart

Схема бросков

UKR 107 vs 54 UAE

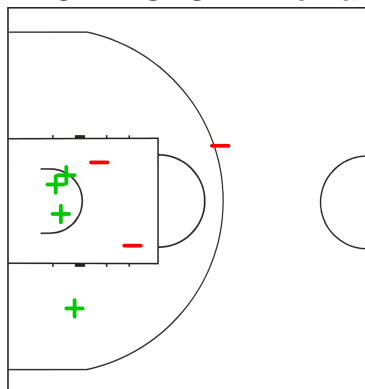
(32 - 4, 33 - 14, 18 - 20, 24 - 16)

Scoring by 5 min intervals:

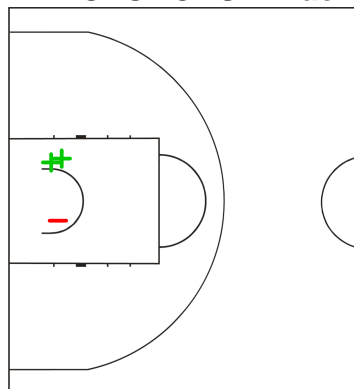
	Q1		Q2		Q3		Q4	
UKR	17	32	48	65	75	83	91	107
UAE	2	4	9	18	24	38	46	54

UKR - Ukraine

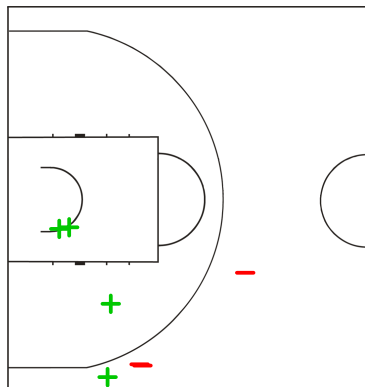
11 OLKHOVSKYI Roman



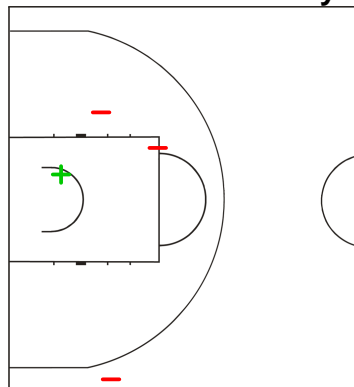
12 MOTORCHUK Viacheslav



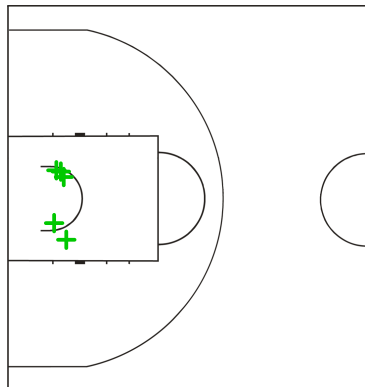
13 POLIEZHAIIEV Ivan



14 MARCHENKO Dmytro



15 ROCHNIAK Anton



LEGEND

+ Shot Made

-

Shot Missed

Timing and Results provided by **TISSOT**



Game No: 87

Shot Chart
Схема бросков

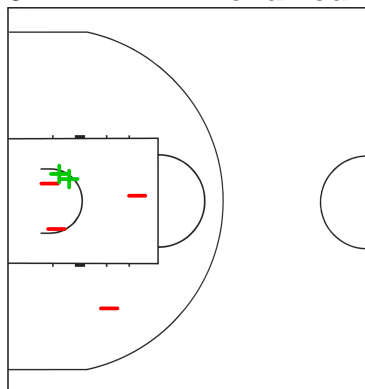
UKR 107 vs 54 UAE
(32 - 4, 33 - 14, 18 - 20, 24 - 16)

Scoring by 5 min intervals:

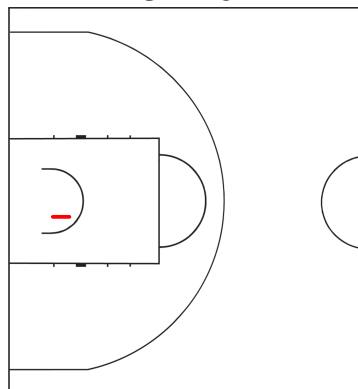
	Q1		Q2		Q3		Q4	
UKR	17	32	48	65	75	83	91	107
UAE	2	4	9	18	24	38	46	54

UAE - United Arab Emirates

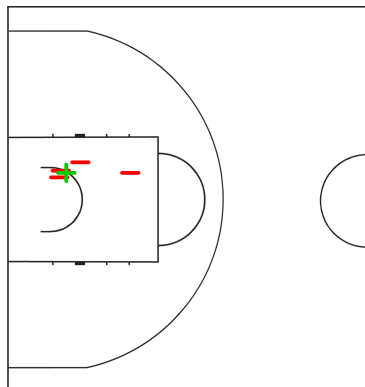
5 AL BRAIKI Mohamed



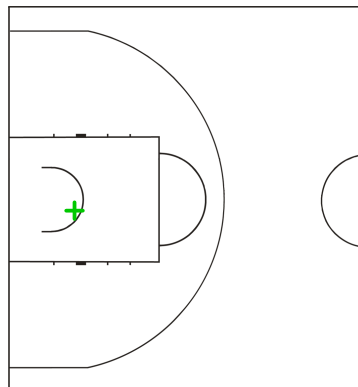
7 ALFARSI ALJNEIBI Mohamed



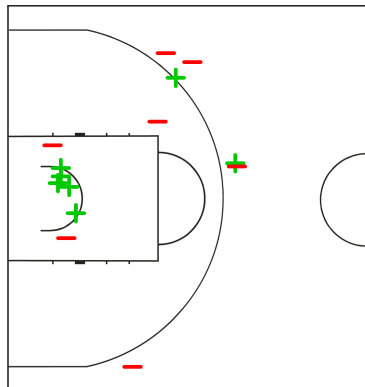
8 ZAAL ALWALI Khamis



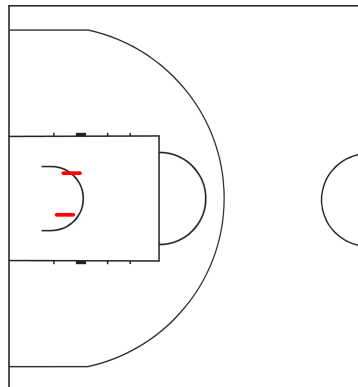
9 ABDULELAH A MOHD Ahmed



10 OMAR ALAMERI Omer



12 OBAID GHABISH Hamad



LEGEND

+ Shot Made

-

Shot Missed

Timing and Results provided by **TISSOT**



Game No: 87

Shot Chart
Схема бросков

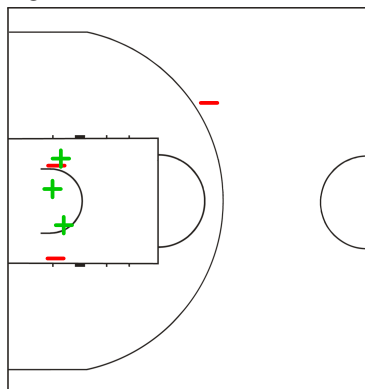
UKR 107 vs 54 UAE
(32 - 4, 33 - 14, 18 - 20, 24 - 16)

Scoring by 5 min intervals:

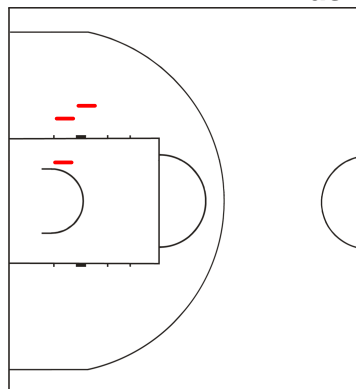
	Q1		Q2		Q3		Q4	
UKR	17	32	48	65	75	83	91	107
UAE	2	4	9	18	24	38	46	54

UAE - United Arab Emirates

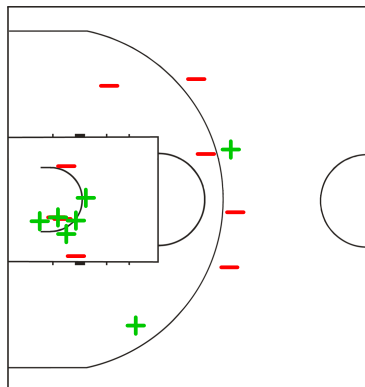
13 KHALIFA AHMAD Khalid



14 AHMED AL-ALI Rashid



15 AHMAD AL SHABEBI Qais



LEGEND

+ Shot Made

- Shot Missed



Game No: 87

Lineup Analysis

Анализ

UKR 107 vs 54 UAE

UKR

Lineup efficiency

4	SAINIIIEV V	9	POLYULYAK M	10	MYKHAILOV A	14	MARCHENKO D	15	ROCHNIAK A	6:15
4	SAINIIIEV V	8	BOROVSKIY R	9	POLYULYAK M	10	MYKHAILOV A	15	ROCHNIAK A	5:47
5	PAVLENKO O	7	DOLENKO O	12	MOTORCHUK V	13	POLIEZHAIEV I	14	MARCHENKO D	5:20
4	SAINIIIEV V	8	BOROVSKIY R	9	POLYULYAK M	10	MYKHAILOV A	11	OLKHOVSKIY R	4:13
4	SAINIIIEV V	8	BOROVSKIY R	9	POLYULYAK M	11	OLKHOVSKIY R	12	MOTORCHUK V	4:02
5	PAVLENKO O	7	DOLENKO O	8	BOROVSKIY R	11	OLKHOVSKIY R	13	POLIEZHAIEV I	3:36
4	SAINIIIEV V	7	DOLENKO O	10	MYKHAILOV A	11	OLKHOVSKIY R	13	POLIEZHAIEV I	3:17
5	PAVLENKO O	7	DOLENKO O	11	OLKHOVSKIY R	13	POLIEZHAIEV I	14	MARCHENKO D	3:09
5	PAVLENKO O	9	POLYULYAK M	11	OLKHOVSKIY R	12	MOTORCHUK V	13	POLIEZHAIEV I	2:22
5	PAVLENKO O	8	BOROVSKIY R	9	POLYULYAK M	10	MYKHAILOV A	11	OLKHOVSKIY R	1:07
5	PAVLENKO O	7	DOLENKO O	10	MYKHAILOV A	11	OLKHOVSKIY R	13	POLIEZHAIEV I	0:28
5	PAVLENKO O	7	DOLENKO O	11	OLKHOVSKIY R	12	MOTORCHUK V	14	MARCHENKO D	0:24

Score development

4	SAINIIIEV V	9	POLYULYAK M	10	MYKHAILOV A	14	MARCHENKO D	15	ROCHNIAK A	6:15	+19
4	SAINIIIEV V	8	BOROVSKIY R	9	POLYULYAK M	11	OLKHOVSKIY R	12	MOTORCHUK V	4:02	+11
4	SAINIIIEV V	7	DOLENKO O	10	MYKHAILOV A	11	OLKHOVSKIY R	13	POLIEZHAIEV I	3:17	+9
5	PAVLENKO O	7	DOLENKO O	8	BOROVSKIY R	11	OLKHOVSKIY R	13	POLIEZHAIEV I	3:36	+6
4	SAINIIIEV V	8	BOROVSKIY R	9	POLYULYAK M	10	MYKHAILOV A	11	OLKHOVSKIY R	4:13	+4
4	SAINIIIEV V	8	BOROVSKIY R	9	POLYULYAK M	10	MYKHAILOV A	15	ROCHNIAK A	5:47	+4
5	PAVLENKO O	7	DOLENKO O	11	OLKHOVSKIY R	12	MOTORCHUK V	14	MARCHENKO D	0:24	+3
5	PAVLENKO O	8	BOROVSKIY R	9	POLYULYAK M	10	MYKHAILOV A	11	OLKHOVSKIY R	1:07	+2
5	PAVLENKO O	9	POLYULYAK M	11	OLKHOVSKIY R	12	MOTORCHUK V	13	POLIEZHAIEV I	2:22	+2
5	PAVLENKO O	7	DOLENKO O	10	MYKHAILOV A	11	OLKHOVSKIY R	13	POLIEZHAIEV I	0:28	0
5	PAVLENKO O	7	DOLENKO O	11	OLKHOVSKIY R	13	POLIEZHAIEV I	14	MARCHENKO D	3:09	0
5	PAVLENKO O	7	DOLENKO O	12	MOTORCHUK V	13	POLIEZHAIEV I	14	MARCHENKO D	5:20	-7



Game No: 87

Lineup Analysis

Анализ

UAE

Lineup efficiency


5	AL BRAIKI M	10	OMAR ALAMERI O	11	ALSHAIBA AL-ALI M	14	AHMED AL-ALI R	15	AHMAD AL SHABEBI Q	7:00
5	AL BRAIKI M	8	ZAAL ALWALI K	10	OMAR ALAMERI O	14	AHMED AL-ALI R	15	AHMAD AL SHABEBI Q	6:22
8	ZAAL ALWALI K	10	OMAR ALAMERI O	12	OBAID GHABISH H	13	KHALIFA AHMAD K	14	AHMED AL-ALI R	3:38
7	ALFARSI ALJNEIBI M	8	ZAAL ALWALI K	10	OMAR ALAMERI O	11	ALSHAIBA AL-ALI M	14	AHMED AL-ALI R	3:18
5	AL BRAIKI M	7	ALFARSI ALJNEIBI M	9	ABDULELAH A MOHD A	11	ALSHAIBA AL-ALI M	12	OBAID GHABISH H	3:02
5	AL BRAIKI M	10	OMAR ALAMERI O	11	ALSHAIBA AL-ALI M	13	KHALIFA AHMAD K	15	AHMAD AL SHABEBI Q	3:00
5	AL BRAIKI M	11	ALSHAIBA AL-ALI M	12	OBAID GHABISH H	13	KHALIFA AHMAD K	15	AHMAD AL SHABEBI Q	2:57
8	ZAAL ALWALI K	10	OMAR ALAMERI O	11	ALSHAIBA AL-ALI M	13	KHALIFA AHMAD K	15	AHMAD AL SHABEBI Q	2:21
5	AL BRAIKI M	10	OMAR ALAMERI O	13	KHALIFA AHMAD K	14	AHMED AL-ALI R	15	AHMAD AL SHABEBI Q	2:15
5	AL BRAIKI M	10	OMAR ALAMERI O	12	OBAID GHABISH H	14	AHMED AL-ALI R	15	AHMAD AL SHABEBI Q	1:30
8	ZAAL ALWALI K	10	OMAR ALAMERI O	11	ALSHAIBA AL-ALI M	14	AHMED AL-ALI R	15	AHMAD AL SHABEBI Q	1:16
7	ALFARSI ALJNEIBI M	10	OMAR ALAMERI O	11	ALSHAIBA AL-ALI M	12	OBAID GHABISH H	15	AHMAD AL SHABEBI Q	1:13
7	ALFARSI ALJNEIBI M	10	OMAR ALAMERI O	11	ALSHAIBA AL-ALI M	12	OBAID GHABISH H	13	KHALIFA AHMAD K	1:09
8	ZAAL ALWALI K	10	OMAR ALAMERI O	12	OBAID GHABISH H	13	KHALIFA AHMAD K	15	AHMAD AL SHABEBI Q	0:59

Score development

5	AL BRAIKI M	10	OMAR ALAMERI O	11	ALSHAIBA AL-ALI M	14	AHMED AL-ALI R	15	AHMAD AL SHABEBI Q	7:00	+3
8	ZAAL ALWALI K	10	OMAR ALAMERI O	12	OBAID GHABISH H	13	KHALIFA AHMAD K	15	AHMAD AL SHABEBI Q	0:59	0
7	ALFARSI ALJNEIBI M	10	OMAR ALAMERI O	11	ALSHAIBA AL-ALI M	12	OBAID GHABISH H	13	KHALIFA AHMAD K	1:09	0
5	AL BRAIKI M	10	OMAR ALAMERI O	11	ALSHAIBA AL-ALI M	13	KHALIFA AHMAD K	15	AHMAD AL SHABEBI Q	3:00	-1
7	ALFARSI ALJNEIBI M	10	OMAR ALAMERI O	11	ALSHAIBA AL-ALI M	12	OBAID GHABISH H	15	AHMAD AL SHABEBI Q	1:13	-2
5	AL BRAIKI M	10	OMAR ALAMERI O	12	OBAID GHABISH H	14	AHMED AL-ALI R	15	AHMAD AL SHABEBI Q	1:30	-2
8	ZAAL ALWALI K	10	OMAR ALAMERI O	11	ALSHAIBA AL-ALI M	13	KHALIFA AHMAD K	15	AHMAD AL SHABEBI Q	2:21	-2
5	AL BRAIKI M	7	ALFARSI ALJNEIBI M	9	ABDULELAH A MOHD A	11	ALSHAIBA AL-ALI M	12	OBAID GHABISH H	3:02	-2
8	ZAAL ALWALI K	10	OMAR ALAMERI O	11	ALSHAIBA AL-ALI M	14	AHMED AL-ALI R	15	AHMAD AL SHABEBI Q	1:16	-4
8	ZAAL ALWALI K	10	OMAR ALAMERI O	12	OBAID GHABISH H	13	KHALIFA AHMAD K	14	AHMED AL-ALI R	3:38	-4
5	AL BRAIKI M	10	OMAR ALAMERI O	13	KHALIFA AHMAD K	14	AHMED AL-ALI R	15	AHMAD AL SHABEBI Q	2:15	-7
7	ALFARSI ALJNEIBI M	8	ZAAL ALWALI K	10	OMAR ALAMERI O	11	ALSHAIBA AL-ALI M	14	AHMED AL-ALI R	3:18	-8
5	AL BRAIKI M	11	ALSHAIBA AL-ALI M	12	OBAID GHABISH H	13	KHALIFA AHMAD K	15	AHMAD AL SHABEBI Q	2:57	-11
5	AL BRAIKI M	8	ZAAL ALWALI K	10	OMAR ALAMERI O	14	AHMED AL-ALI R	15	AHMAD AL SHABEBI Q	6:22	-13

LEGEND

+ Shot Made - Shot Missed

Timing and Results provided by  TISSOT



Game No: 86

Start List

Стартовый список

CHI vs CHN

Referee: SAREKOSKI Yrjo Johannes (FIN)

Umpire: RACYS Saulius (LTU) / DINIZ Karla (BRA)

CHI - Chile

No.	Name	Pos	Height m / ft in	Age	Current Games Statistics						
					PPG	FG%	3FG%	FT%	RPG	APG	MPG (GP)
4	ALVAREZ Tomas	C	1.85/6'1"	23	12.5	38	35	73	2.3	2.2	32:10 (6)
5	NEHRING Jonathan	C	1.95/6'5"	24	0.0				0.0	0.0	0:00 (0)
6	ITURRIAGA Cristian	F	/	24	4.3	22	29	100	2.2	1.0	15:39 (6)
7	ZEPEDA Felipe	F	1.87/6'2"	21	0.0	0			0.0	0.0	4:19 (3)
8	SANINO Gabriel	F	2.01/6'7"	21	1.8	29	17		1.6	0.2	9:20 (5)
9	IRRIBARRA Jonathan	G	1.76/5'9"	22	3.2	21	18	67	2.6	1.4	17:40 (5)
10	ARTEAGA Rolando	C	1.77/5'10"	21	2.8	24	18	50	1.3	0.7	13:07 (6)
11	AGUIRRE Diego	F	1.98/6'6"	21	3.3	24	31	100	3.2	0.5	20:54 (6)
12	COTRONEO Rocco	C	1.90/6'3"	23	3.8	36		75	4.4	0.4	19:06 (5)
13	BUSTAMANTE Camilo	F	1.87/6'2"	24	5.7	26	27	86	2.0	2.0	24:06 (6)
14	LEDEZMA Osven	F	2.02/6'8"	23	12.7	44	0	61	8.0	1.8	34:11 (6)
15	PENA Francisco	G	2.06/6'9"	24	3.8	31	18	50	2.0	0.5	19:14 (6)
Team			1.91/6'3"	22.6	52.5	32	26	72	32.5	10.3	
Coach		RIERA Alfredo									
Assistant Coach		ORTEGA LANDERO Juan Pablo									

CHI Played		
PR	FIN	52 - 71
PR	LTU	51 - 116
PR	BRA	40 - 106
PR	NOR	48 - 62
PR	CHN	75 - 94
Q17	SWE	49 - 80

CHN - China

No.	Name	Pos	Height m / ft in	Age	Current Games Statistics						
					PPG	FG%	3FG%	FT%	RPG	APG	MPG (GP)
5	LIU Zihao	G	1.83/6'0"	21	9.3	32	16	57	3.3	3.7	32:05 (7)
6	WEN Hao	G	1.93/6'4"	22	1.3	8	0	86	1.8	1.0	10:27 (6)
7	CUI Jinming	F	1.93/6'4"	21	14.0	53	19	68	3.9	2.6	31:32 (7)
8	LI Zhigang	C	2.00/6'7"	21	6.1	55	44	71	3.1	0.7	13:13 (7)
9	GAO Xiangnan	F	1.90/6'3"	23	5.0	37	25	75	2.7	1.3	15:44 (7)
10	XIAO Jian	F	2.04/6'8"	18	0.8	22	0	14	1.2	0.2	9:51 (6)
11	LIU Lian	F	2.01/6'7"	22	11.3	43	36	78	3.6	1.0	25:06 (7)
12	SUN Hefeng	C	2.05/6'9"	20	3.1	44		60	1.6	0.1	8:52 (7)
13	ZHANG Hanqi	C	2.05/6'9"	22	6.4	56		47	4.9	0.4	17:48 (7)
14	DAI Huaibo	F	2.09/6'10"	19	7.1	31	7	62	4.6	0.4	18:25 (7)
15	WEI Meng	C	2.10/6'11"	23	7.1	48		63	5.1	0.7	19:47 (7)
Team			1.99/6'6"	21.1	71.4	41	23	63	39.9	12.0	
Coach		ZHOU Dianxue									
Assistant Coach		DU Chenglin									

CHN Played		
PR	BRA	65 - 107
PR	NOR	74 - 106
PR	LTU	52 - 129
PR	FIN	64 - 93
PR	CHI	94 - 75
Q17	UAE	62 - 64
S21	OMA	89 - 53

LEGEND

(1)	Point Guard	(2)	Shooting Guard	(3)	Small Forward	(4)	Power Forward	(5)	Centre
(C)	Captain	3FG%	3 Points Field Goals %	APG	Assists per Game	C	Centre	F	Forward
FG%	Field Goals %	FT%	Free Throws %	G	Guard	GP	Games Played	MPG	Minutes Played per Game
Pos	Playing Position	PPG	Points per Game	PR	Preliminary Round	RPG	Rebounds per Game		

Timing and Data Handling by Tissot



Game No: 86

Results
Результаты

Attendance: 56

Match Duration: 1:26

CHI 76 vs 72 CHN
(22:18, 11:23, 18:12, 25:19)

Referee: SAREKOSKI Yrjo Johannes (FIN)

Commissioner:

Umpire: RACYS Saulius (LTU) / DINIZ Karla (BRA)

Scoring by 5 min intervals:	CHI	Q1		Q2		Q3		Q4	
		CHI	CHN	CHI	CHN	CHI	CHN	CHI	CHN
		10	22	30	33	40	51	60	76
		8	18	29	41	43	53	62	72

CHI - Chile

No.	Name	MIN	Field Goals		2 Points		3 Points		Free Throws		Rebounds			AS	TO	ST	BS	PF	FD	PTS																												
			M/A	%	M/A	%	M/A	%	M/A	%	OR	DR	TOT																																			
*4	ALVAREZ Tomas	35:48	5/13	38	2/5	40	3/8	38	2/2	100	1	2	3	1	1	1	0	2	2	15																												
5	NEHRING Jonathan	0:00	0/0	0	0/0	0	0/0	0	0/0	0	0	0	0	0	0	0	0	0	0	0																												
*6	ITURRIAGA Cristian	19:40	2/7	29	0/2	0	2/5	40	0/0	0	0	2	2	4	2	2	0	0	0	6																												
7	ZEPEDA Felipe	0:00	0/0	0	0/0	0	0/0	0	0/0	0	0	0	0	0	0	0	0	0	0	0																												
8	SANINO Gabriel	4:14	0/1	0	0/0	0	0/1	0	0/0	0	0	0	0	0	1	0	0	1	0	0																												
9	IRRIBARRA Jonathan	0:00	0/0	0	0/0	0	0/0	0	0/0	0	0	0	0	0	0	0	0	0	0	0																												
10	ARTEAGA Rolando	5:42	1/2	50	0/0	0	1/2	50	0/0	0	0	0	0	0	0	0	0	1	1	3																												
11	AGUIRRE Diego	21:21	2/6	33	0/3	0	2/3	67	0/0	0	0	1	1	1	1	0	0	4	1	6																												
*12	COTRONEO Rocco	19:39	3/7	43	3/7	43	0/0	0	0/0	0	0	1	1	0	2	0	0	2	0	6																												
*13	BUSTAMANTE Camilo	33:59	8/15	53	6/9	67	2/6	33	0/0	0	2	3	5	6	3	3	0	0	2	18																												
*14	LEDEZMA Osven	38:51	4/13	31	4/13	31	0/0	0	1/1	100	4	15	19	4	5	4	0	3	3	9																												
15	PENA Francisco	20:46	5/10	50	4/7	57	1/3	33	2/2	100	3	3	6	4	0	0	0	0	1	13																												
Team / Coach											0			4			4																															
Totals			30/74		41		19/46		41		11/28		39		5/5		100		10			31			41			20			16			10			0			13			10			76		
Coach			RIERA Alfredo																																													
Assistant Coach			ORTEGA LANDERO Juan Pablo																																													

CHN - China

No.	Name	MIN	Field Goals		2 Points		3 Points		Free Throws		Rebounds			AS	TO	ST	BS	PF	FD	PTS																												
			M/A	%	M/A	%	M/A	%	M/A	%	OR	DR	TOT																																			
*5	LIU Zihao	23:36	6/17	35	5/10	50	1/7	14	3/4	75	0	2	2	1	2	3	0	2	3	16																												
6	WEN Hao	20:15	2/6	33	2/4	50	0/2	0	2/2	100	1	3	4	2	1	0	0	3	1	6																												
*7	CUI Jinming	40:00	7/10	70	7/8	88	0/2	0	1/2	50	1	6	7	3	4	3	0	0	2	15																												
8	LI Zhigang	8:16	2/5	40	1/2	50	1/3	33	0/0	0	0	0	0	0	0	0	0	1	1	5																												
9	GAO Xiangnan	9:10	1/4	25	1/4	25	0/0	0	0/0	0	0	1	1	0	2	1	0	0	0	2																												
10	XIAO Jian	17:12	2/4	50	0/0	0	2/4	50	0/0	0	0	6	6	0	2	0	0	1	0	6																												
*11	LIU Lian	9:47	2/6	33	2/5	40	0/1	0	0/0	0	1	0	1	0	2	0	0	0	0	4																												
12	SUN Hefeng	5:31	0/1	0	0/1	0	0/0	0	2/4	50	1	0	1	0	0	0	0	0	2	2																												
13	ZHANG Hanqi	32:01	1/2	50	1/2	50	0/0	0	2/4	50	1	5	6	0	0	0	2	0	2	4																												
*14	DAI Huaibo	7:59	0/0	0	0/0	0	0/0	0	0/0	0	0	1	1	0	0	0	0	0	0	0																												
*15	WEI Meng	26:13	5/11	45	5/11	45	0/0	0	2/3	67	4	8	12	0	3	0	0	4	2	12																												
Team / Coach											2			1			3			0																												
Totals			28/66		42		24/47		51		4/19		21		12/19		63		11			33			44			6			16			7			2			11			13			72		
Coach			ZHOU Dianxue																																													
Assistant Coach			DU Chenglin																																													

	CHI	CHN
Points from Turnovers	19	13
Points in the Paint	28	46
Second Chance Points	12	16
Fast Break Points	8	15

	CHI	CHN
Biggest Lead	7	10
Biggest Scoring Run	9-0 (49-45)	13-0 (30-38)
Lead Changes	11	
Times Tied	9	

LEGEND

%	Shooting Percentage	(C)	Captain	(I)	Injured	*	Starters	AS	Assists
BS	Blocked Shots	DR	Defensive Rebounds	FD	Fouls Drawn	M/A	Made / Attempts	MIN	Minutes Played
OR	Offensive Rebounds	OTx	Overtime	PF	Fouls	PTS	Points	Qx	Quarter Time
S	Suspended	ST	Steals	TO	Turnovers	TOT	Total Rebounds		

Timing and Data Handling by Tissot



Game No: 86

Shot Chart

Схема бросков

CHI 76 vs 72 CHN

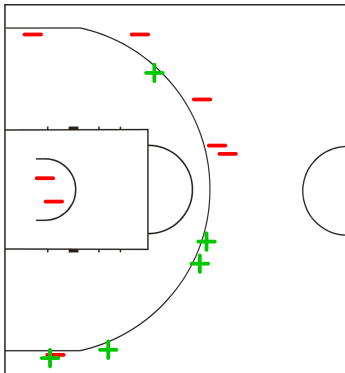
(22 - 18, 11 - 23, 18 - 12, 25 - 19)

Scoring by 5 min intervals:

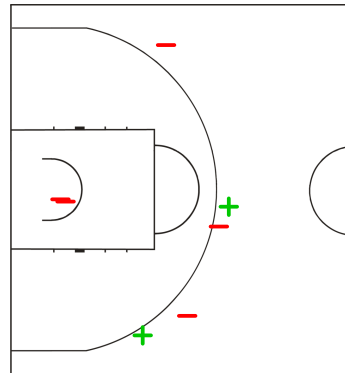
	Q1		Q2		Q3		Q4	
CHI	10	22	30	33	40	51	60	76
CHN	8	18	29	41	43	53	62	72

CHI - Chile

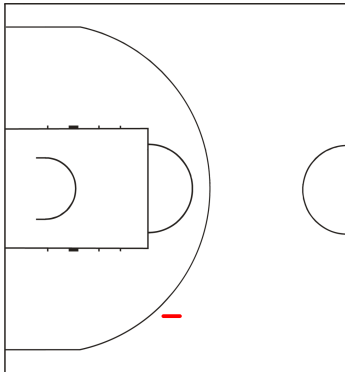
4 ALVAREZ Tomas



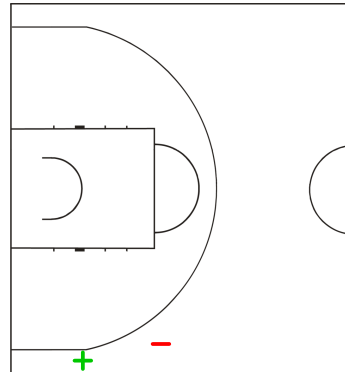
6 ITURRIAGA Cristian



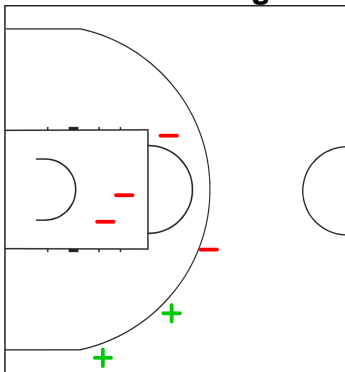
8 SANINO Gabriel



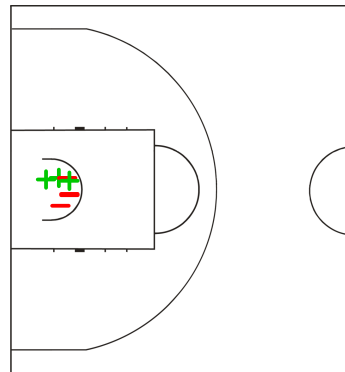
10 ARTEAGA Rolando



11 AGUIRRE Diego



12 COTRONEO Rocco



LEGEND

+ Shot Made

-

Shot Missed

Timing and Data Handling by Tissot



Game No: 86

Shot Chart

Схема бросков

CHI 76 vs 72 CHN

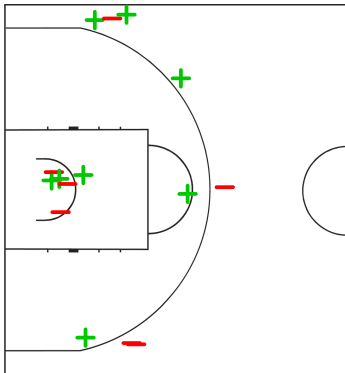
(22 - 18, 11 - 23, 18 - 12, 25 - 19)

Scoring by 5 min intervals:

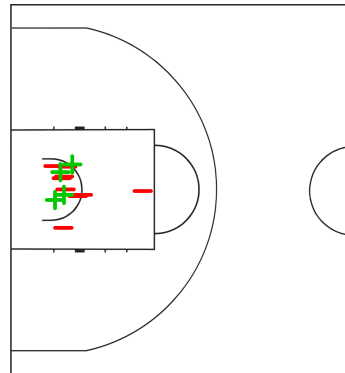
	Q1		Q2		Q3		Q4	
CHI	10	22	30	33	40	51	60	76
CHN	8	18	29	41	43	53	62	72

CHI - Chile

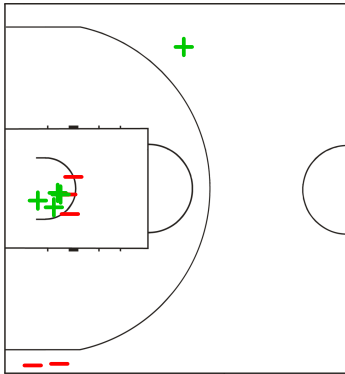
13 BUSTAMANTE Camilo



14 LEDEZMA Osven



15 PENA Francisco



LEGEND

+ Shot Made

-

Shot Missed

Timing and Data Handling by Tissot



Game No: 86

Shot Chart

Схема бросков

CHI 76 vs 72 CHN

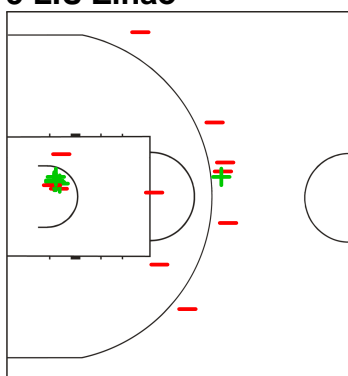
(22 - 18, 11 - 23, 18 - 12, 25 - 19)

Scoring by 5 min intervals:

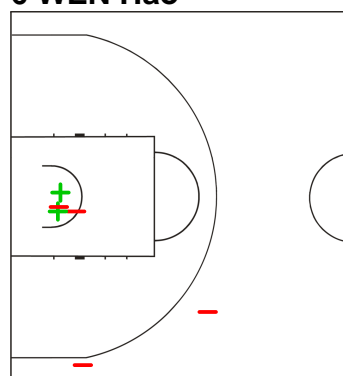
	Q1		Q2		Q3		Q4	
CHI	10	22	30	33	40	51	60	76
CHN	8	18	29	41	43	53	62	72

CHN - China

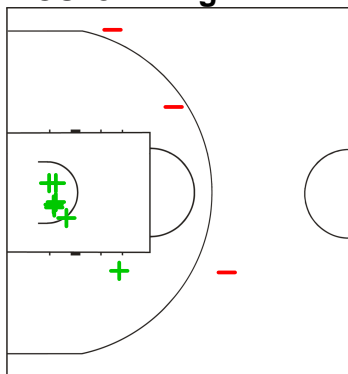
5 LIU Zihao



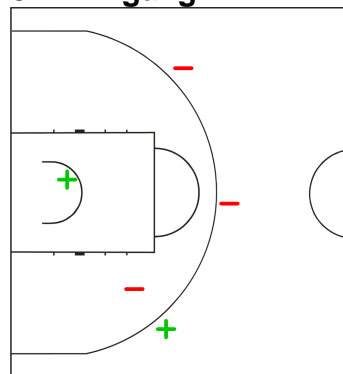
6 WEN Hao



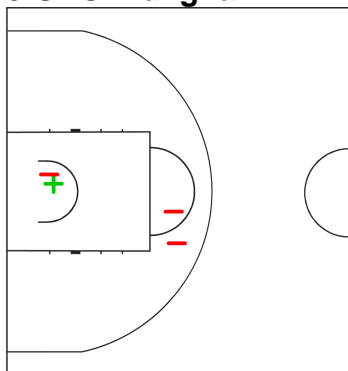
7 CUI Jinming



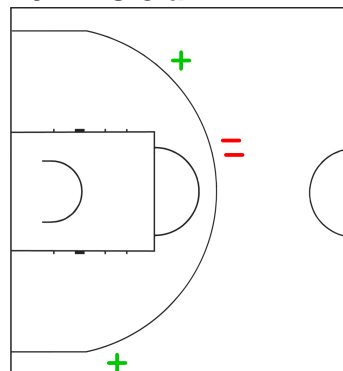
8 LI Zhigang



9 GAO Xiangnan



10 XIAO Jian



LEGEND

+ Shot Made

-

Shot Missed

Timing and Data Handling by Tissot



Game No: 86

Shot Chart

Схема бросков

CHI 76 vs 72 CHN

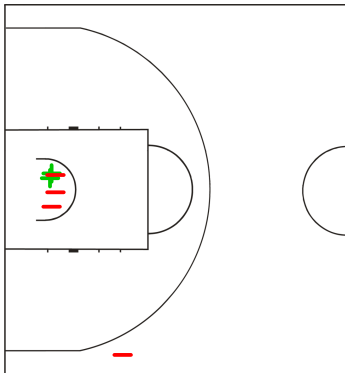
(22 - 18, 11 - 23, 18 - 12, 25 - 19)

Scoring by 5 min intervals:

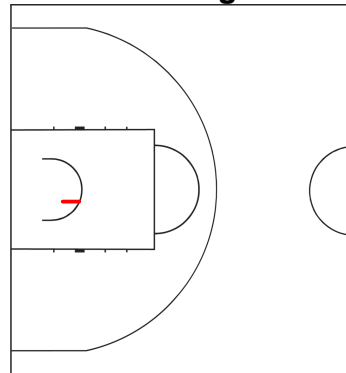
	Q1		Q2		Q3		Q4	
CHI	10	22	30	33	40	51	60	76
CHN	8	18	29	41	43	53	62	72

CHN - China

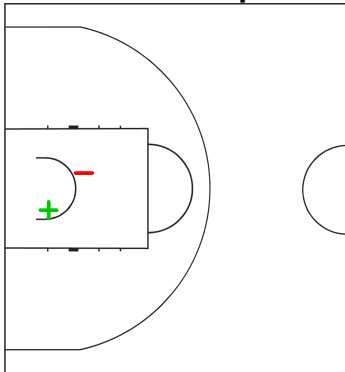
11 LIU Lian



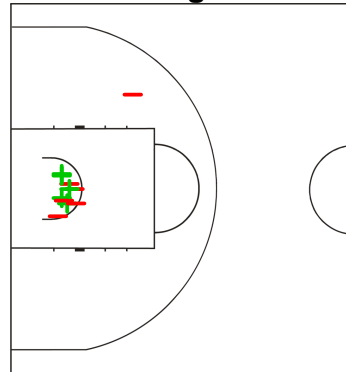
12 SUN Hefeng



13 ZHANG Hanqi



15 WEI Meng



LEGEND

+ Shot Made

-

Shot Missed

Timing and Data Handling by Tissot



Game No: 86

Lineup Analysis

Анализ

CHI 76 vs 72 CHN

CHI

Lineup efficiency

4	ALVAREZ T	6	ITURRIAGA C	12	COTRONEO R	13	BUSTAMANTE C	14	LEDEZMA O	10:32
4	ALVAREZ T	12	COTRONEO R	13	BUSTAMANTE C	14	LEDEZMA O	15	PENA F	6:46
4	ALVAREZ T	11	AGUIRRE D	13	BUSTAMANTE C	14	LEDEZMA O	15	PENA F	5:38
4	ALVAREZ T	8	SANINO G	11	AGUIRRE D	13	BUSTAMANTE C	14	LEDEZMA O	4:14
4	ALVAREZ T	10	ARTEAGA R	11	AGUIRRE D	14	LEDEZMA O	15	PENA F	3:20
4	ALVAREZ T	6	ITURRIAGA C	11	AGUIRRE D	13	BUSTAMANTE C	14	LEDEZMA O	2:48
6	ITURRIAGA C	11	AGUIRRE D	13	BUSTAMANTE C	14	LEDEZMA O	15	PENA F	2:21
6	ITURRIAGA C	10	ARTEAGA R	11	AGUIRRE D	14	LEDEZMA O	15	PENA F	1:51
4	ALVAREZ T	6	ITURRIAGA C	11	AGUIRRE D	12	COTRONEO R	13	BUSTAMANTE C	1:09
4	ALVAREZ T	6	ITURRIAGA C	12	COTRONEO R	14	LEDEZMA O	15	PENA F	0:50
4	ALVAREZ T	10	ARTEAGA R	12	COTRONEO R	13	BUSTAMANTE C	14	LEDEZMA O	0:22
4	ALVAREZ T	6	ITURRIAGA C	10	ARTEAGA R	13	BUSTAMANTE C	14	LEDEZMA O	0:09

Score development

4	ALVAREZ T	12	COTRONEO R	13	BUSTAMANTE C	14	LEDEZMA O	15	PENA F	6:46	+8
4	ALVAREZ T	8	SANINO G	11	AGUIRRE D	13	BUSTAMANTE C	14	LEDEZMA O	4:14	+5
4	ALVAREZ T	11	AGUIRRE D	13	BUSTAMANTE C	14	LEDEZMA O	15	PENA F	5:38	+2
6	ITURRIAGA C	10	ARTEAGA R	11	AGUIRRE D	14	LEDEZMA O	15	PENA F	1:51	+1
4	ALVAREZ T	6	ITURRIAGA C	10	ARTEAGA R	13	BUSTAMANTE C	14	LEDEZMA O	0:09	0
4	ALVAREZ T	10	ARTEAGA R	12	COTRONEO R	13	BUSTAMANTE C	14	LEDEZMA O	0:22	0
4	ALVAREZ T	6	ITURRIAGA C	12	COTRONEO R	14	LEDEZMA O	15	PENA F	0:50	0
4	ALVAREZ T	6	ITURRIAGA C	11	AGUIRRE D	12	COTRONEO R	13	BUSTAMANTE C	1:09	0
4	ALVAREZ T	10	ARTEAGA R	11	AGUIRRE D	14	LEDEZMA O	15	PENA F	3:20	-1
4	ALVAREZ T	6	ITURRIAGA C	12	COTRONEO R	13	BUSTAMANTE C	14	LEDEZMA O	10:32	0
6	ITURRIAGA C	11	AGUIRRE D	13	BUSTAMANTE C	14	LEDEZMA O	15	PENA F	2:21	-2
4	ALVAREZ T	6	ITURRIAGA C	11	AGUIRRE D	13	BUSTAMANTE C	14	LEDEZMA O	2:48	-9



Game No: 93

Start List

Стартовый список

BRA vs EST

Referee: OVINOV Semen (RUS)

Umpire: ZAPOLSKI Dariusz (POL) / MATSUMOTO Kihamu (JPN)

BRA - Brazil

No.	Name	Pos	Height m / ft in	Age	Current Games Statistics						
					PPG	FG%	3FG%	FT%	RPG	APG	MPG (GP)
4	FELICIO Cristiano	C	2.08/6'10"	21	15.3	71		65	7.1	0.6	23:28 (7)
5	MARIANO Lucas	F	2.05/6'9"	19	6.9	38	14	75	3.4	0.3	20:19 (7)
6	ALVES MAIA Rafael	F	2.01/6'7"	21	4.9	67		30	6.1	0.7	14:13 (7)
7	GONCALVES Isaac	G	1.94/6'4"	23	3.4	37	11	75	1.7	0.4	13:01 (7)
8	SILVA Andre	PF	2.00/6'7"	22	7.9	58	50	86	2.9	1.0	18:44 (7)
9	DEODATO Guilherme	SG	1.92/6'4"	22	9.3	46	31	80	3.6	2.1	19:57 (7)
10	MEINDL Leonardo	SG	1.97/6'6"	20	10.1	48	34	57	4.6	1.4	19:09 (7)
11	DALLA BARBA Matheus	G	1.98/6'6"	22	7.3	52	40	75	1.8	0.7	15:09 (6)
12	BERNARDI Joao	PF	1.97/6'6"	23	8.9	62	50	91	3.0	1.1	16:43 (7)
13	CORAZZA NETO Elio	PG	1.91/6'3"	23	4.7	33	15	75	1.7	4.0	16:04 (7)
14	CAMPOS Jefferson	PG	1.85/6'1"	22	3.0	27	33	100	1.0	3.7	8:31 (3)
15	CHAIA George	PG	1.86/6'1"	22	4.9	27	28	81	3.0	4.6	21:38 (7)
Team			1.96/6'5"	21.7	83.7	50	32	70	42.1	18.4	
Coach		SANTOS NETO Jose Alves									
Assistant Coach		DE CONTI Gustavo Antonio									

BRA Played		
PR	CHN	107 - 65
PR	FIN	75 - 65
PR	CHI	106 - 40
PR	LTU	69 - 77
PR	NOR	77 - 47
QF	CAN	77 - 88
S5	ROU	75 - 82


EST - Estonia

No.	Name	Pos	Height m / ft in	Age	Current Games Statistics						
					PPG	FG%	3FG%	FT%	RPG	APG	MPG (GP)
4	RAUDLA Siim	G	1.90/6'3"	23	1.3	19	20		3.4	1.1	22:28 (7)
6	PUIDET Jaan	G	1.93/6'4"	21	8.0	38	42	81	5.6	2.7	29:32 (7)
8	HAMARSALU Taavi	C	2.01/6'7"	24	3.5	22	20		1.3	1.0	15:13 (6)
9	KEEDUS Erik	F	2.02/6'8"	23	6.4	29	15	73	5.4	2.9	28:20 (7)
10	KERES Kristjan	F	1.97/6'6"	23	7.0	36	30	67	2.3	1.1	23:28 (7)
11	ULP Priidik	G	1.91/6'3"	21	3.8	50	42	100	1.0	0.3	14:38 (6)
12	RAADIK Toomas	C	2.03/6'8"	22	18.3	60	64	95	4.4	1.6	30:41 (7)
13	SAARMETS Madis	C	2.04/6'8"	23	10.1	43	25	56	5.6	1.1	26:40 (7)
14	LIIVAMAGI Kevin	C	2.00/6'7"	20	1.7	9	0	100	2.0	0.0	13:02 (3)
15	VOOLAID Kristjan	F	2.00/6'7"	21	4.2	31	7	50	4.0	0.4	15:39 (5)
Team			1.98/6'6"	22.1	61.1	39	26	79	37.6	12.0	
Coach		LILL Heino									
Assistant Coach		TAMMARU Margus									

EST Played		
PR	GER	65 - 59
PR	RUS	43 - 106
PR	UKR	71 - 52
PR	OMA	77 - 52
PR	KOR	68 - 61
QF	SRB	43 - 88
S5	LTU	61 - 82

LEGEND

(1) Point Guard	(2) Shooting Guard	(3) Small Forward	(4) Power Forward	(5) Centre
(C) Captain	3FG% 3 Points Field Goals %	APG Assists per Game	C Centre	F Forward
FG% Field Goals %	FT% Free Throws %	G Guard	GP Games Played	MPG Minutes Played per Game
Pos Playing Position	PPG Points per Game	PR Preliminary Round	QF Quarterfinal	RPG Rebounds per Game

Timing and Results provided by  TISSOT



Game No: 93

Results
Результаты

Match Duration: 1:46

BRA 63 vs 67 EST
(22:21, 11:13, 21:16, 9:17)

Referee: OVINOV Semen (RUS) Commissioner:
Umpire: ZAPOLSKI Dariusz (POL) / MATSUMOTO Kihamu (JPN)

Scoring by 5 min intervals:	BRA	Q1		Q2		Q3		Q4	
		11	22	24	33	37	54	60	63
	EST	7	21	25	34	39	50	58	67

BRA - Brazil

No.	Name	MIN	Field Goals		2 Points		3 Points		Free Throws		Rebounds			AS	TO	ST	BS	PF	FD	PTS
			M/A	%	M/A	%	M/A	%	M/A	%	OR	DR	TOT							
*4	FELICIO Cristiano	26:28	7/11	64	7/11	64	0/0	0	4/4	100	3	5	8	1	2	1	1	3	4	18
5	MARIANO Lucas	15:43	1/3	33	1/1	100	0/2	0	1/2	50	1	2	3	0	1	0	0	1	1	3
6	ALVES MAIA Rafael	20:36	2/5	40	2/5	40	0/0	0	0/0	0	2	2	4	0	1	1	1	3	1	4
7	GONCALVES Isaac	14:07	2/7	29	1/4	25	1/3	33	2/2	100	1	0	1	0	1	0	0	1	3	7
*8	SILVA Andre	16:55	0/3	0	0/1	0	0/2	0	2/2	100	0	1	1	0	1	0	0	2	1	2
*9	DEODATO Guilherme	25:53	3/10	30	0/1	0	3/9	33	0/0	0	1	1	2	0	1	3	0	2	0	9
*10	MEINDL Leonardo	21:22	1/10	10	1/5	20	0/5	0	6/6	100	2	1	3	0	1	2	0	5	3	8
11	DALLA BARBA Matheus	8:41	1/3	33	0/1	0	1/2	50	0/0	0	0	1	1	0	0	0	0	1	0	3
12	BERNARDI Joao	9:57	0/1	0	0/1	0	0/0	0	0/0	0	0	1	1	0	0	0	0	0	0	0
13	CORAZZA NETO Elio	2:49	0/2	0	0/2	0	0/0	0	0/0	0	0	0	0	1	0	0	0	0	0	0
14	CAMPOS Jefferson	1:08	0/0	0	0/0	0	0/0	0	0/0	0	0	0	0	1	0	1	0	1	0	0
*15	CHAIA George	36:21	3/11	27	1/4	25	2/7	29	1/2	50	1	3	4	6	3	3	0	1	5	9
Team / Coach											4	1	5		1					
Totals			20/66	30	13/36	36	7/30	23	16/18	89	15	18	33	9	12	11	2	20	18	63
Coach		SANTOS NETO Jose Alves																		
Assistant Coach		DE CONTI Gustavo Antonio																		

EST - Estonia

No.	Name	MIN	Field Goals		2 Points		3 Points		Free Throws		Rebounds			AS	TO	ST	BS	PF	FD	PTS
			M/A	%	M/A	%	M/A	%	M/A	%	OR	DR	TOT							
*4	RAUDLA Siim	35:50	1/2	50	1/1	100	0/1	0	1/2	50	0	3	3	2	0	0	0	4	3	3
*6	PUIDET Jaan	35:21	3/8	38	3/7	43	0/1	0	0/0	0	3	4	7	2	6	0	2	3	3	6
8	HAMARSALU Taavi	21:27	4/9	44	2/4	50	2/5	40	2/2	100	1	1	2	0	2	0	0	3	1	12
*9	KEEDUS Erik	36:48	4/12	33	2/6	33	2/6	33	2/6	33	2	5	7	2	6	0	0	3	6	12
10	KERES Kristjan	13:18	1/4	25	0/2	0	1/2	50	0/0	0	1	2	3	2	1	0	0	0	1	3
11	ULP Priidik	0:00	0/0	0	0/0	0	0/0	0	0/0	0	0	0	0	0	0	0	0	0	0	0
*12	RAADIK Toomas	33:52	4/7	57	3/6	50	1/1	100	10/10	100	3	7	10	3	3	1	1	4	5	19
*13	SAARMETS Madis	23:24	5/9	56	3/5	60	2/4	50	0/0	0	0	4	4	1	4	0	0	1	1	12
14	LIIVAMAGI Kevin	0:00	0/0	0	0/0	0	0/0	0	0/0	0	0	0	0	0	0	0	0	0	0	0
15	VOOLAID Kristjan	0:00	0/0	0	0/0	0	0/0	0	0/0	0	0	0	0	0	0	0	0	0	0	0
Team / Coach											3	3	6		1					
Totals			22/51	43	14/31	45	8/20	40	15/20	75	13	29	42	12	23	1	3	18	20	67
Coach		LILL Heino																		
Assistant Coach		TAMMARU Margus																		

	BRA	EST
Points from Turnovers	19	14
Points in the Paint	24	24
Second Chance Points	18	16
Fast Break Points	7	0

	BRA	EST
Biggest Lead	7	6
Biggest Scoring Run	7-0 (35-34)	9-0 (60-62)
Lead Changes	13	
Times Tied	5	

LEGEND			
%	Shooting Percentage	(C)	Captain
BS	Blocked Shots	DR	Defensive Rebounds
OR	Offensive Rebounds	OTx	Overtime
S	Suspended	ST	Steals
(I)	Injured	FD	Fouls Drawn
*	Starters	PF	Fouls
M/A	Made / Attempts	TO	Turnovers
PTS	Points	AS	Assists
TOT	Total Rebounds	MIN	Minutes Played
		Qx	Quarter Time

Timing and Results provided by TISSOT



Game No: 93

Shot Chart
Схема бросков

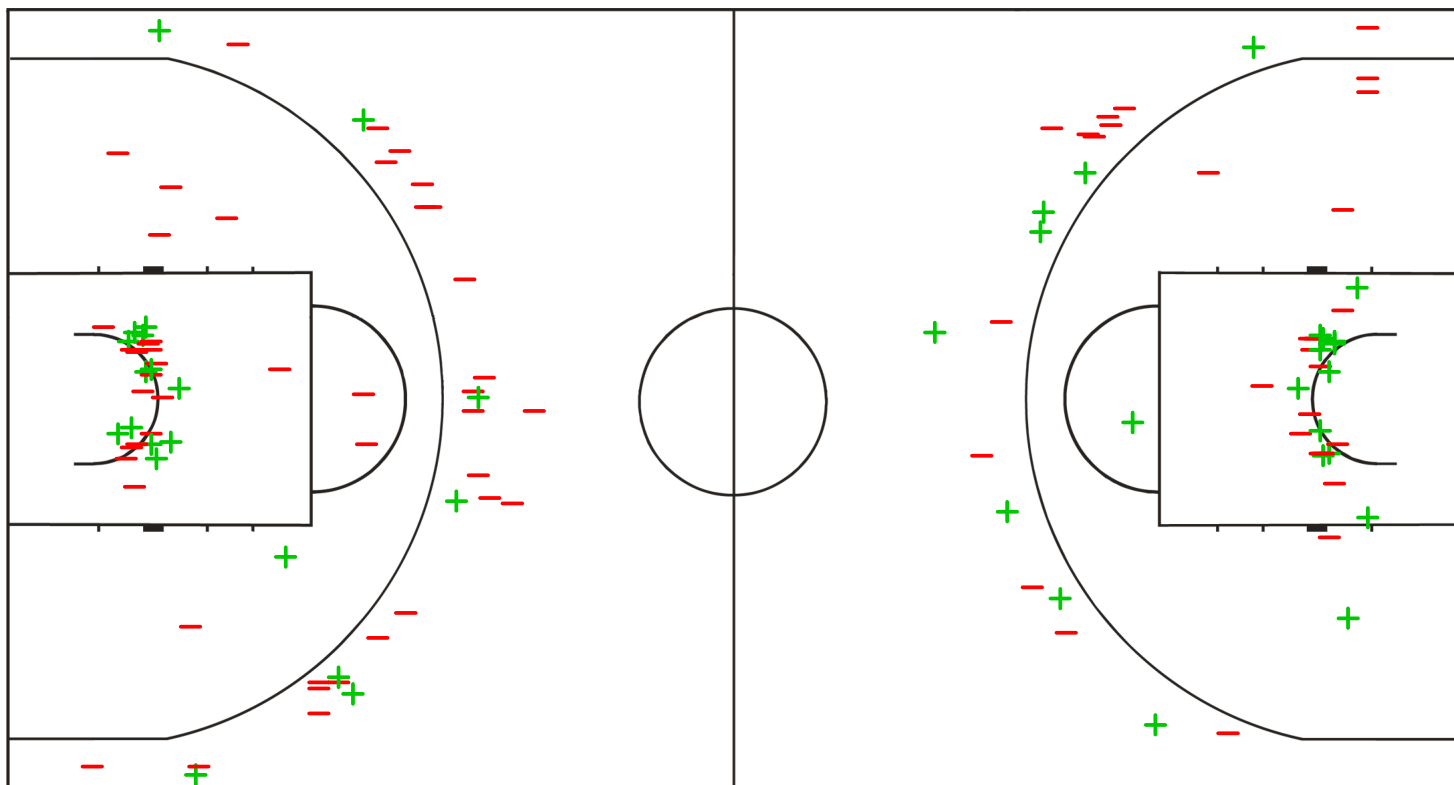
BRA 63 vs 67 EST
(22 - 21, 11 - 13, 21 - 16, 9 - 17)

Scoring by 5 min intervals:

	Q1		Q2		Q3		Q4	
BRA	11	22	24	33	37	54	60	63
EST	7	21	25	34	39	50	58	67

BRA - Brazil

EST - Estonia



LEGEND

+ Shot Made

- Shot Missed

Timing and Results provided by **TISSOT**



Game No: 93

Shot Chart
Схема бросков

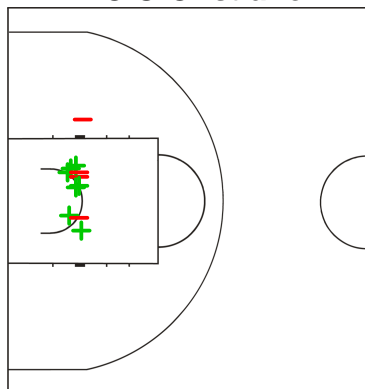
BRA 63 vs 67 EST
(22 - 21, 11 - 13, 21 - 16, 9 - 17)

Scoring by 5 min intervals:

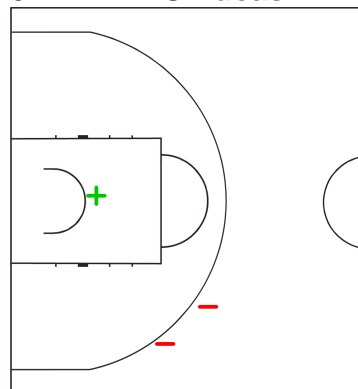
	Q1		Q2		Q3		Q4	
BRA	11	22	24	33	37	54	60	63
EST	7	21	25	34	39	50	58	67

BRA - Brazil

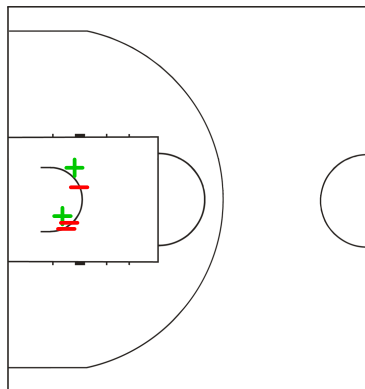
4 FELICIO Cristiano



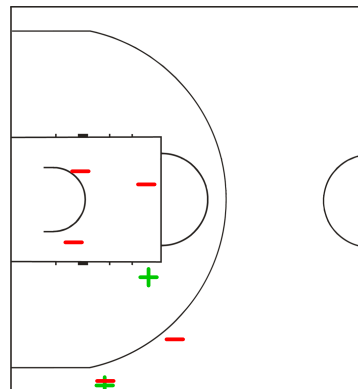
5 MARIANO Lucas



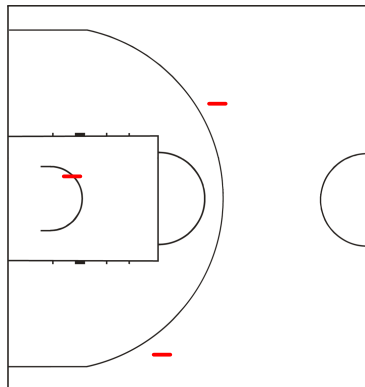
6 ALVES MAIA Rafael



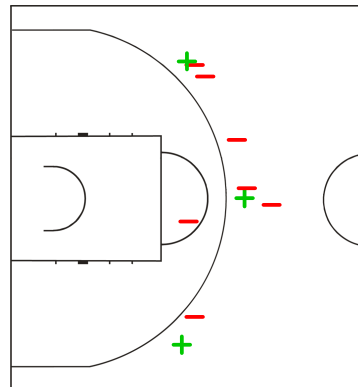
7 GONCALVES Isaac



8 SILVA Andre



9 DEODATO Guilherme



LEGEND

+ Shot Made

-

Shot Missed

Timing and Results provided by **TISSOT**



Game No: 93

Shot Chart
Схема бросков

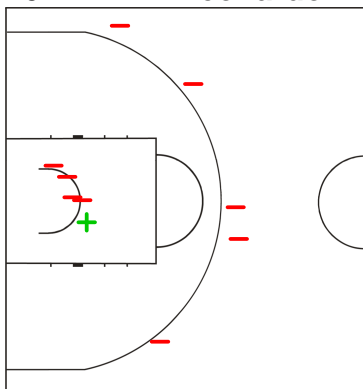
BRA 63 vs 67 EST
(22 - 21, 11 - 13, 21 - 16, 9 - 17)

Scoring by 5 min intervals:

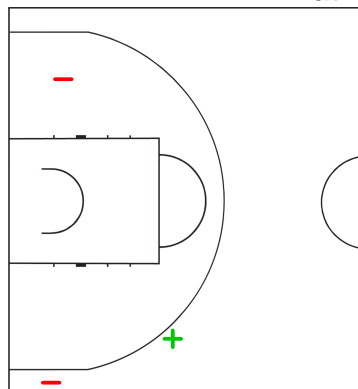
	Q1		Q2		Q3		Q4	
BRA	11	22	24	33	37	54	60	63
EST	7	21	25	34	39	50	58	67

BRA - Brazil

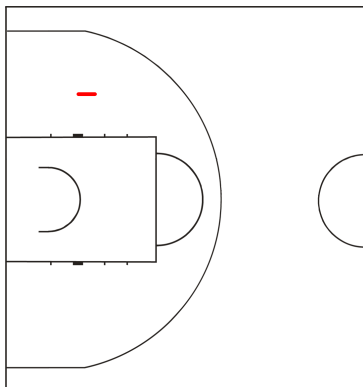
10 MEINDL Leonardo



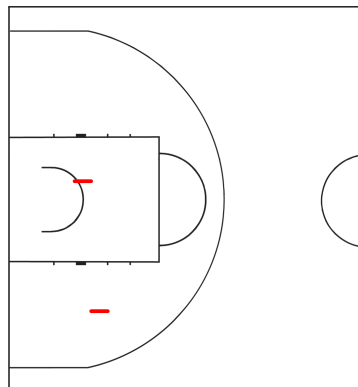
11 DALLA BARBA Matheus



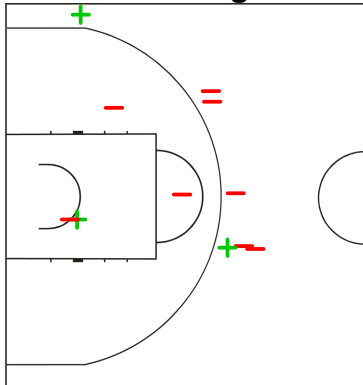
12 BERNARDI Joao



13 CORAZZA NETO Elio



15 CHAIA George



LEGEND

+ Shot Made

-

Shot Missed

Timing and Results provided by **TISSOT**



Game No: 93

Shot Chart

Схема бросков

BRA 63 vs 67 EST

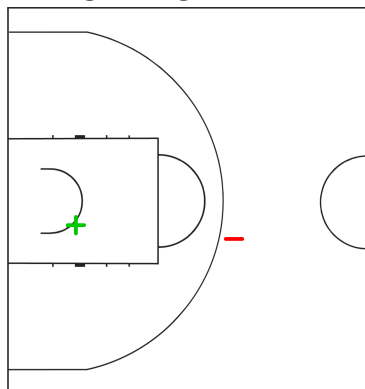
(22 - 21, 11 - 13, 21 - 16, 9 - 17)

Scoring by 5 min intervals:

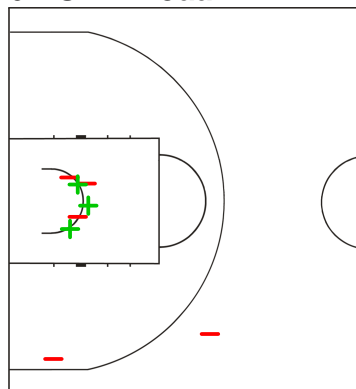
	Q1		Q2		Q3		Q4	
BRA	11	22	24	33	37	54	60	63
EST	7	21	25	34	39	50	58	67

EST - Estonia

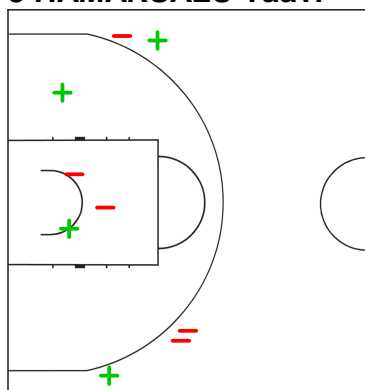
4 RAUDLA Siim



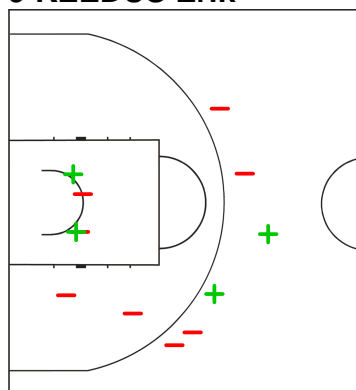
6 PUIDET Jaan



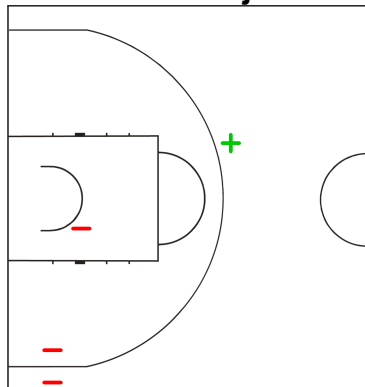
8 HAMARSALU Taavi



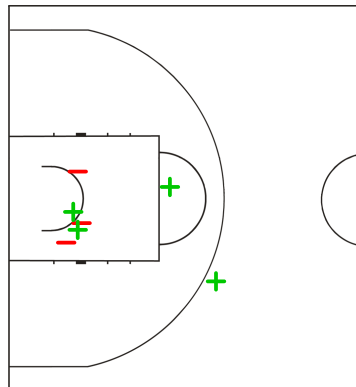
9 KEEDUS Erik



10 KERES Kristjan



12 RAADIK Toomas



LEGEND

+ Shot Made

-

Shot Missed

Timing and Results provided by **TISSOT**



Game No: 93

Shot Chart

Схема бросков

BRA 63 vs 67 EST

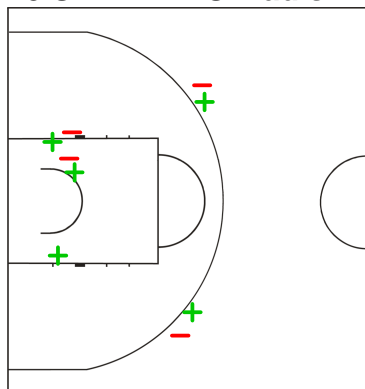
(22 - 21, 11 - 13, 21 - 16, 9 - 17)

Scoring by 5 min intervals:

	Q1		Q2		Q3		Q4	
BRA	11	22	24	33	37	54	60	63
EST	7	21	25	34	39	50	58	67

EST - Estonia

13 SAARMETS Madis



LEGEND

+ Shot Made

- Shot Missed

Timing and Results provided by TISSOT



Game No: 93

Lineup Analysis

Анализ

BRA 63 vs 67 EST

BRA

Lineup efficiency

4	FELICIO C	6	ALVES MAIA R	9	DEODATO G	10	MEINDL L	15	CHAIA G	7:52
4	FELICIO C	8	SILVA A	9	DEODATO G	10	MEINDL L	15	CHAIA G	7:16
5	MARIANO L	6	ALVES MAIA R	7	GONCALVES I	12	BERNARDI J	15	CHAIA G	7:07
4	FELICIO C	8	SILVA A	9	DEODATO G	11	DALLA BARBA M	15	CHAIA G	5:22
5	MARIANO L	6	ALVES MAIA R	7	GONCALVES I	11	DALLA BARBA M	13	CORAZZA NETO E	2:49
4	FELICIO C	5	MARIANO L	9	DEODATO G	10	MEINDL L	15	CHAIA G	2:11
5	MARIANO L	6	ALVES MAIA R	9	DEODATO G	10	MEINDL L	15	CHAIA G	1:58
4	FELICIO C	7	GONCALVES I	8	SILVA A	10	MEINDL L	15	CHAIA G	1:47
4	FELICIO C	7	GONCALVES I	8	SILVA A	12	BERNARDI J	15	CHAIA G	1:16
5	MARIANO L	7	GONCALVES I	8	SILVA A	12	BERNARDI J	15	CHAIA G	1:08
5	MARIANO L	6	ALVES MAIA R	9	DEODATO G	11	DALLA BARBA M	14	CAMPOS J	0:30
4	FELICIO C	6	ALVES MAIA R	9	DEODATO G	12	BERNARDI J	14	CAMPOS J	0:20
4	FELICIO C	9	DEODATO G	10	MEINDL L	14	CAMPOS J	15	CHAIA G	0:18
4	FELICIO C	8	SILVA A	9	DEODATO G	12	BERNARDI J	15	CHAIA G	0:06

Score development

4	FELICIO C	8	SILVA A	9	DEODATO G	10	MEINDL L	15	CHAIA G	7:16	+4
4	FELICIO C	6	ALVES MAIA R	9	DEODATO G	12	BERNARDI J	14	CAMPOS J	0:20	+2
5	MARIANO L	6	ALVES MAIA R	9	DEODATO G	11	DALLA BARBA M	14	CAMPOS J	0:30	+2
5	MARIANO L	6	ALVES MAIA R	7	GONCALVES I	12	BERNARDI J	15	CHAIA G	7:07	+1
4	FELICIO C	8	SILVA A	9	DEODATO G	12	BERNARDI J	15	CHAIA G	0:06	-1
4	FELICIO C	9	DEODATO G	10	MEINDL L	14	CAMPOS J	15	CHAIA G	0:18	0
4	FELICIO C	7	GONCALVES I	8	SILVA A	10	MEINDL L	15	CHAIA G	1:47	0
4	FELICIO C	5	MARIANO L	9	DEODATO G	10	MEINDL L	15	CHAIA G	2:11	0
5	MARIANO L	6	ALVES MAIA R	7	GONCALVES I	11	DALLA BARBA M	13	CORAZZA NETO E	2:49	-1
4	FELICIO C	6	ALVES MAIA R	9	DEODATO G	10	MEINDL L	15	CHAIA G	7:52	0
5	MARIANO L	7	GONCALVES I	8	SILVA A	12	BERNARDI J	15	CHAIA G	1:08	-2
4	FELICIO C	7	GONCALVES I	8	SILVA A	12	BERNARDI J	15	CHAIA G	1:16	-3
5	MARIANO L	6	ALVES MAIA R	9	DEODATO G	10	MEINDL L	15	CHAIA G	1:58	-3
4	FELICIO C	8	SILVA A	9	DEODATO G	11	DALLA BARBA M	15	CHAIA G	5:22	-3



Game No: 90

Start List

Стартовый список

NOR vs KOR

Referee: BUKURESTI Laszlo Lorand (ROU)
Umpire: WU Zhiwei (HKG) / GYORFFY Pal Attila (HUN)

NOR - Norway

No.	Name	Pos	Height m / ft in	Age	Current Games Statistics						
					PPG	FG%	3FG%	FT%	RPG	APG	MPG (GP)
4	MIDTVEDT Magnus	G	1.82/6'0"	23	2.6	24	13	88	1.3	1.7	9:58 (7)
5	BOEHN Fredrik	F	1.98/6'6"	22	5.4	48	45	50	0.3	0.7	9:34 (7)
6	STIEN Anders	F	1.97/6'6"	23	9.9	38	37	46	2.0	2.3	21:58 (7)
7	OSTBYE Nicolay	G	1.88/6'2"	24	5.1	39	17	75	1.3	0.9	12:35 (7)
8	JAWARA Karamo	F	2.02/6'8"	22	8.1	52	56	67	7.0	2.6	25:09 (7)
9	LUNDESTAD Oevind	G	1.94/6'4"	22	2.9	24	29	50	1.3	1.0	12:12 (7)
10	BOLIN Aksel	G	2.03/6'8"	22	5.3	43	23	50	2.9	1.6	18:44 (7)
11	MJOS Stian	G	1.83/6'0"	24	10.3	31	34	80	2.4	2.4	29:11 (7)
12	FIVELSTAD Magne	F	1.96/6'5"	23	4.1	52	0	83	4.1	0.7	16:23 (7)
13	SOMMERFELDT Torgrim	F	1.98/6'6"	24	5.6	36	28	50	3.6	1.1	18:22 (7)
14	NWACHUKWU Roy Emeka	F	1.97/6'6"	22	7.2	48	33	21	6.0	0.7	20:20 (6)
15	BRADASCIO Mattia	C	2.07/6'9"	22	2.8	50	33	50	2.7	0.7	9:47 (6)
Team			1.95/6'5"	22.8	67.9	39	32	57	37.1	16.1	
Coach		ECKHOFF Mathias									
Assistant Coach		STOLLER Baard					HACKMAN Brent				

NOR Played		
PR	LTU	71 - 94
PR	CHN	106 - 74
PR	FIN	55 - 60
PR	CHI	62 - 48
PR	BRA	47 - 77
Q9	USA	51 - 91
S13	MGL	83 - 54


KOR - Korea

No.	Name	Pos	Height m / ft in	Age	Current Games Statistics						
					PPG	FG%	3FG%	FT%	RPG	APG	MPG (GP)
4	LEE Jaedo	G	1.81/5'11"	21	2.0	30	0	50	1.0	1.5	8:55 (4)
5	DOO Kyung Min	G	1.84/6'0"	21	15.7	38	37	91	3.1	1.6	28:04 (7)
6	HEO Ung	G	1.86/6'1"	19	6.0	58	40	86	1.1	0.9	11:21 (7)
7	PARK Jae Hyun	G	1.85/6'1"	22	8.7	44	43	57	2.6	3.0	27:29 (7)
8	KIM Jihoo	F	1.88/6'2"	21	6.7	54	50	80	0.8	0.7	9:56 (6)
9	LEE Hyeon Seok	F	1.89/6'2"	20	6.0	41	38	50	1.3	0.8	10:35 (4)
10	BAE Soo Yone	F	1.96/6'5"	21	2.6	24	29	50	2.3	0.6	16:18 (7)
11	JEON Seong Hyen	F	1.90/6'3"	21	8.1	39	38	100	1.3	0.4	15:16 (7)
12	HAN Ho Bin	G	1.81/5'11"	21	4.4	30	23	73	1.1	2.9	17:23 (7)
13	JEONG Hyo Geun	C	2.00/6'7"	19	9.7	53	56	64	3.5	1.0	17:22 (6)
14	LEE Dae Heon	C	1.98/6'6"	21	5.7	40	0	92	7.4	0.7	27:30 (7)
15	KIM Jun Yi	C	2.01/6'7"	21	11.7	44		50	5.0	0.9	29:10 (7)
Team			1.90/6'3"	20.7	81.6	42	38	69	32.6	13.6	

KOR Played		
PR	UKR	100 - 98
PR	OMA	126 - 77
PR	RUS	53 - 113
PR	GER	69 - 93
PR	EST	61 - 68
Q9	MEX	70 - 98
S13	CZE	92 - 88

LEGEND

(1)	Point Guard	(2)	Shooting Guard	(3)	Small Forward	(4)	Power Forward	(5)	Centre
(C)	Captain	3FG%	3 Points Field Goals %	APG	Assists per Game	C	Centre	F	Forward
FG%	Field Goals %	FT%	Free Throws %	G	Guard	GP	Games Played	MPG	Minutes Played per Game
Pos	Playing Position	PPG	Points per Game	PR	Preliminary Round	RPG	Rebounds per Game		

Timing and Results provided by  TISSOT



Game No: 90

Results

Результаты

Match Duration: 1:28

NOR 79 vs 77 KOR

(24:17, 21:13, 20:23, 14:24)

Referee: BUKURESTI Laszlo Lorand (ROU)

Commissioner:

Umpire: WU Zhiwei (HKG) / GYORFFY Pal Attila (HUN)

Scoring by 5 min intervals:	NOR	Q1		Q2		Q3		Q4	
		14	24	35	45	53	65	73	79
	KOR	6	17	25	30	46	53	66	77

NOR - Norway

No.	Name	MIN	Field Goals		2 Points		3 Points		Free Throws		Rebounds			AS	TO	ST	BS	PF	FD	PTS
			M/A	%	M/A	%	M/A	%	M/A	%	OR	DR	TOT							
4	MIDTVEDT Magnus	14:45	3/5	60	3/5	60	0/0	0	0/0	0	1	1	2	2	0	0	0	0	0	6
5	BOEHN Fredrik	7:04	1/1	100	0/0	0	1/1	100	0/0	0	0	0	0	0	0	0	0	1	1	3
*6	STIEN Anders	20:08	5/10	50	4/6	67	1/4	25	3/5	60	0	1	1	1	1	1	0	3	5	14
7	OSTBYE Nicolay	9:24	2/5	40	2/4	50	0/1	0	0/0	0	0	0	0	0	1	0	0	1	0	4
*8	JAWARA Karamo	21:40	4/9	44	4/7	57	0/2	0	2/2	100	6	6	12	2	2	0	1	3	1	10
9	LUNDESTAD Oevind	7:25	0/1	0	0/0	0	0/1	0	0/0	0	0	1	1	0	1	0	0	0	0	0
*10	BOLIN Aksel	22:39	1/7	14	1/6	17	0/1	0	2/2	100	4	1	5	3	2	3	2	2	1	4
*11	MJOS Stian	30:14	7/15	47	5/8	63	2/7	29	0/0	0	2	1	3	2	2	2	0	3	1	16
12	FIVELSTAD Magne	18:32	7/10	70	7/10	70	0/0	0	2/2	100	2	2	4	2	1	0	0	2	2	16
13	SOMMERFELDT Torgim	17:26	1/5	20	1/3	33	0/2	0	0/0	0	0	6	6	4	0	0	0	3	1	2
*14	NWACHUKWU Roy Emeka	23:07	1/8	13	1/7	14	0/1	0	0/0	0	3	7	10	6	3	1	1	1	0	2
15	BRADASCIO Mattia	7:36	1/1	100	1/1	100	0/0	0	0/0	0	0	2	2	0	1	0	0	0	0	2
Team / Coach											2	2	4							
Totals			33/77	43	29/57	51	4/20	20	9/11	82	20	30	50	22	14	7	4	19	12	79

Coach	ECKHOFF Mathias
Assistant Coach	STOLLER Baard
	HACKMAN Brent

KOR - Korea

No.	Name	MIN	Field Goals		2 Points		3 Points		Free Throws		Rebounds			AS	TO	ST	BS	PF	FD	PTS
			M/A	%	M/A	%	M/A	%	M/A	%	OR	DR	TOT							
4	LEE Jaedo	0:00	0/0	0	0/0	0	0/0	0	0/0	0	0	0	0	0	0	0	0	0	0	0
*5	DOO Kyung Min	36:26	10/17	59	3/5	60	7/12	58	2/2	100	1	2	3	4	5	3	0	3	5	29
6	HEO Ung	3:34	0/0	0	0/0	0	0/0	0	0/0	0	0	0	0	0	2	1	0	0	0	0
*7	PARK Jae Hyun	30:27	1/6	17	0/3	0	1/3	33	0/0	0	0	1	1	5	1	1	0	2	0	3
8	KIM Jihoo	3:34	1/4	25	1/4	25	0/0	0	0/0	0	1	0	1	0	0	0	0	0	0	2
9	LEE Hyeon Seok	5:59	0/3	0	0/1	0	0/2	0	0/0	0	0	0	0	0	0	0	0	0	1	0
*10	BAE Soo Yone	8:10	0/0	0	0/0	0	0/0	0	0/0	0	1	1	2	0	0	0	0	1	0	0
11	JEON Seong Hyen	21:50	6/16	38	1/3	33	5/13	38	0/0	0	0	1	1	0	0	2	1	2	0	17
12	HAN Ho Bin	13:34	3/3	100	1/1	100	2/2	100	1/2	50	0	0	0	2	2	0	0	0	1	9
*13	JEONG Hyo Geun	30:27	1/5	20	1/1	100	0/4	0	2/2	100	3	12	15	2	2	1	4	1	4	4
*14	LEE Dae Heon	36:06	3/5	60	3/5	60	0/0	0	5/7	71	1	5	6	3	0	1	0	3	7	11
15	KIM Jun YI	9:53	1/3	33	1/3	33	0/0	0	0/2	0	1	1	2	1	0	0	0	0	1	2
Team / Coach											1	0	1			1				
Totals			26/62	42	11/26	42	15/36	42	10/15	67	9	23	32	17	13	9	5	12	19	77

	NOR	KOR
Points from Turnovers	14	18
Points in the Paint	52	18
Second Chance Points	25	10
Fast Break Points	16	7

	NOR	KOR
Biggest Lead	19	2
Biggest Scoring Run	14-0 (41-25)	9-0 (45-35)
Lead Changes		1
Times Tied		0

LEGEND			
%	Shooting Percentage	(C)	Captain
BS	Blocked Shots	DR	Defensive Rebounds
OR	Offensive Rebounds	OTx	Overtime
S	Suspended	ST	Steals
(I)	Injured	FD	Fouls Drawn
PF	Fouls	PTS	Points
TO	Turnovers	TOT	Total Rebounds
*	Starters	AS	Assists
M/A	Made / Attempts	MIN	Minutes Played
Qx	Quarter Time		

Timing and Results provided by TISSOT



Game No: 90

Shot Chart
Схема бросков

NOR 79 vs 77 KOR

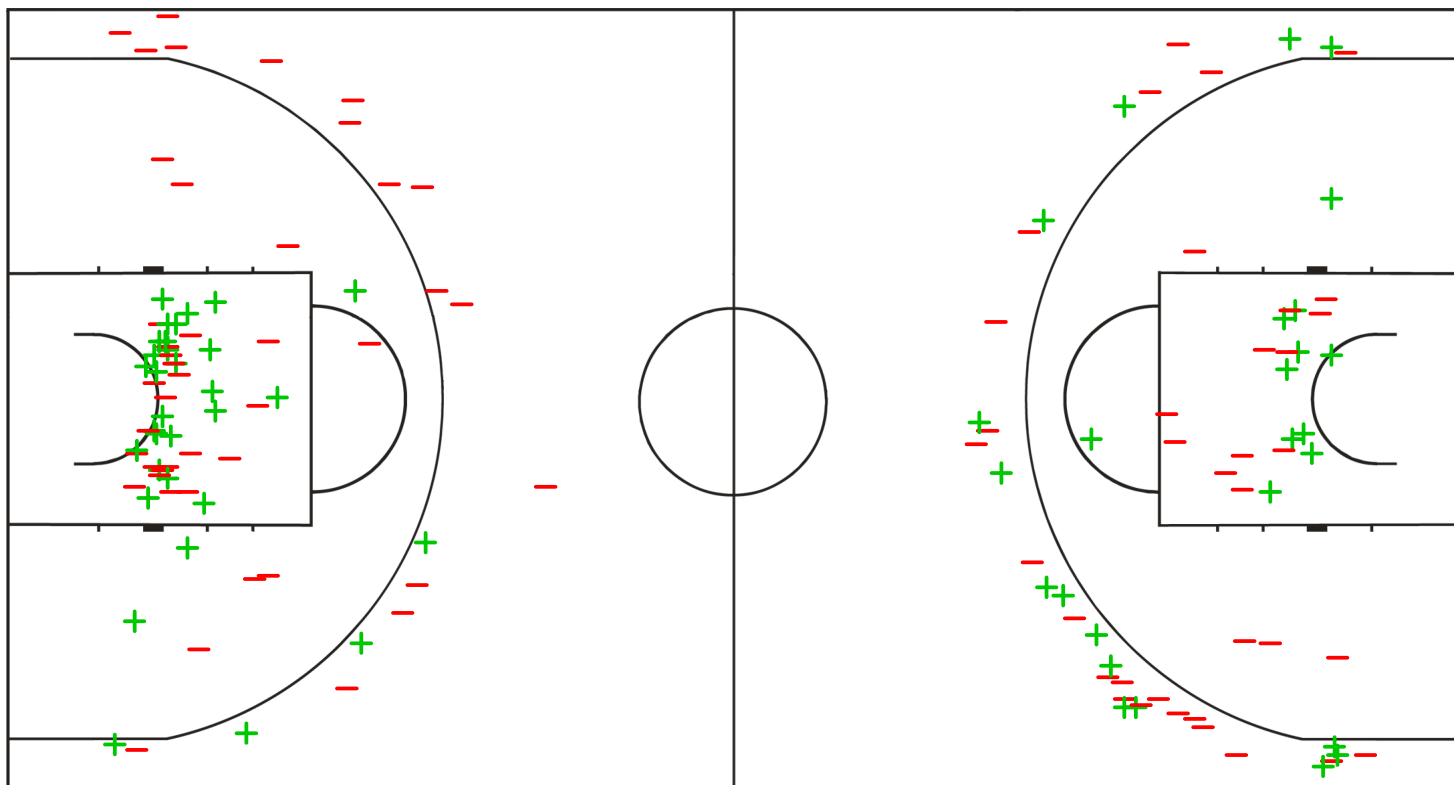
(24 - 17, 21 - 13, 20 - 23, 14 - 24)

Scoring by 5 min intervals:

	Q1		Q2		Q3		Q4	
NOR	14	24	35	45	53	65	73	79
KOR	6	17	25	30	46	53	66	77

NOR - Norway

KOR - Korea



LEGEND

+ Shot Made

- Shot Missed

Timing and Results provided by **TISSOT**



Game No: 90

Shot Chart

Схема бросков

NOR 79 vs 77 KOR

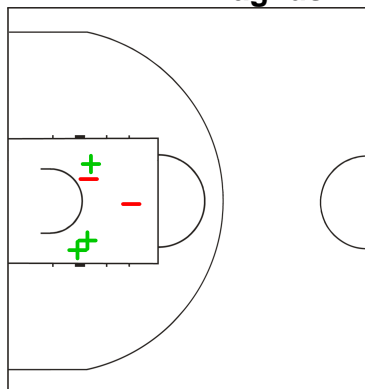
(24 - 17, 21 - 13, 20 - 23, 14 - 24)

Scoring by 5 min intervals:

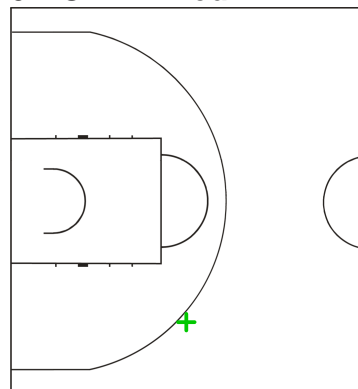
	Q1		Q2		Q3		Q4	
NOR	14	24	35	45	53	65	73	79
KOR	6	17	25	30	46	53	66	77

NOR - Norway

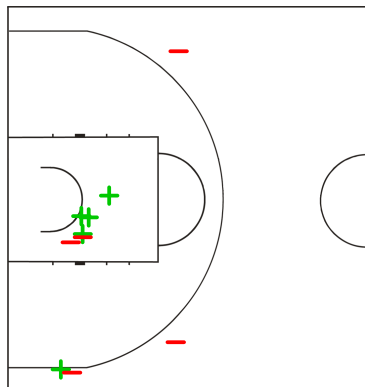
4 MIDTVEDT Magnus



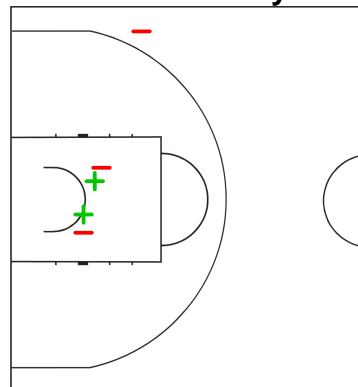
5 BOEHN Fredrik



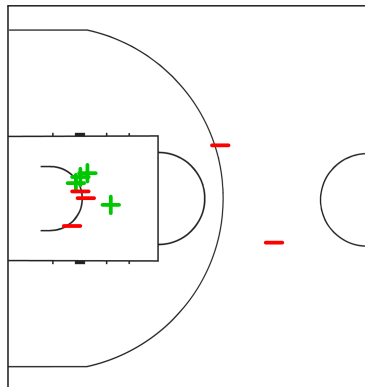
6 STIEN Anders



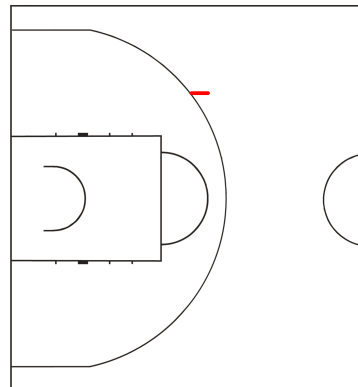
7 OSTBYE Nicolay



8 JAWARA Karamo



9 LUNDESTAD Oevind



LEGEND

+ Shot Made

-

Shot Missed

Timing and Results provided by **TISSOT**



Game No: 90

Shot Chart
Схема бросков

NOR 79 vs 77 KOR

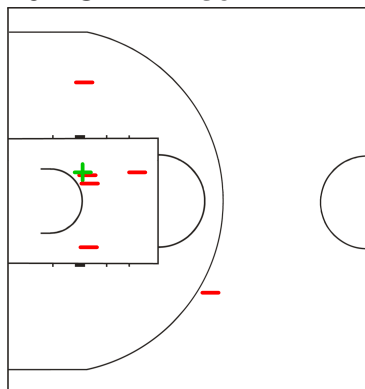
(24 - 17, 21 - 13, 20 - 23, 14 - 24)

Scoring by 5 min intervals:

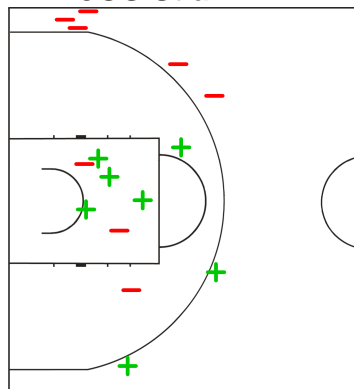
	Q1		Q2		Q3		Q4	
NOR	14	24	35	45	53	65	73	79
KOR	6	17	25	30	46	53	66	77

NOR - Norway

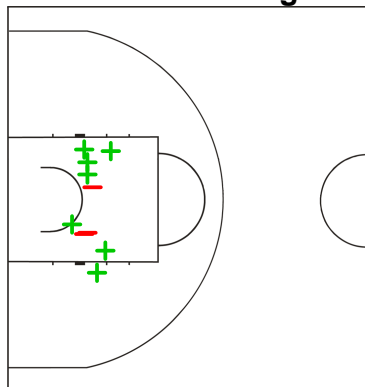
10 BOLIN Aksel



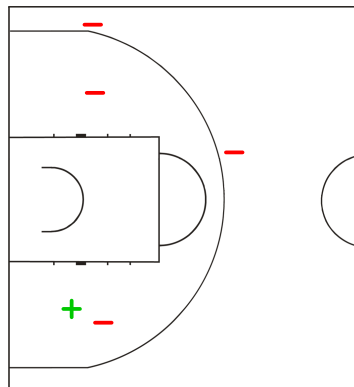
11 MJOS Stian



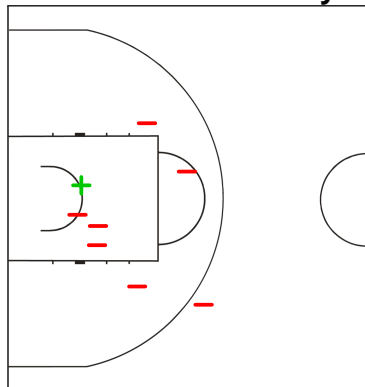
12 FIVELSTAD Magne



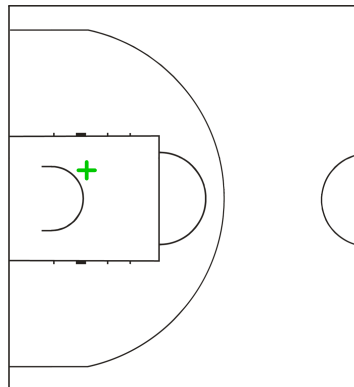
13 SOMMERFELDT Torgrim



14 NWACHUKWU Roy Emeka



15 BRADASCIO Mattia



LEGEND

+ Shot Made

-

Shot Missed

Timing and Results provided by TISSOT



Game No: 90

Shot Chart

Схема бросков

NOR 79 vs 77 KOR

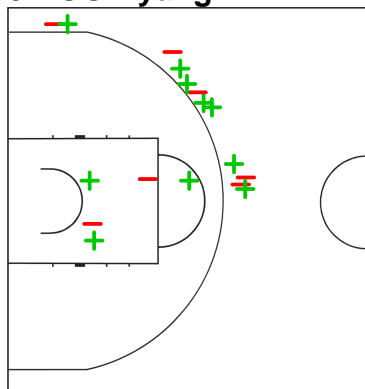
(24 - 17, 21 - 13, 20 - 23, 14 - 24)

Scoring by 5 min intervals:

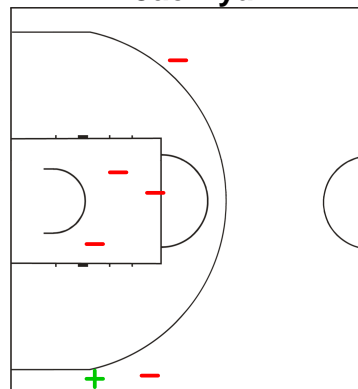
	Q1		Q2		Q3		Q4	
NOR	14	24	35	45	53	65	73	79
KOR	6	17	25	30	46	53	66	77

KOR - Korea

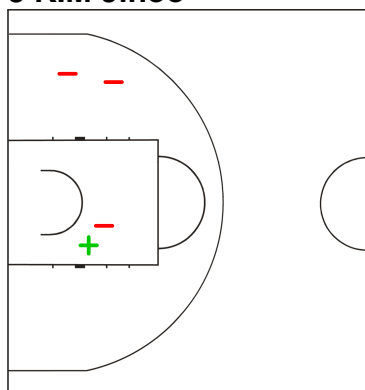
5 DOO Kyung Min



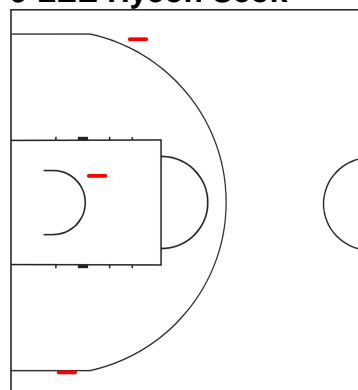
7 PARK Jae Hyun



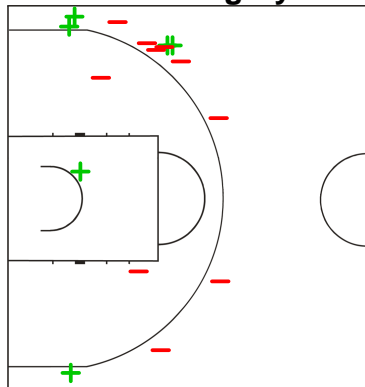
8 KIM Jihoo



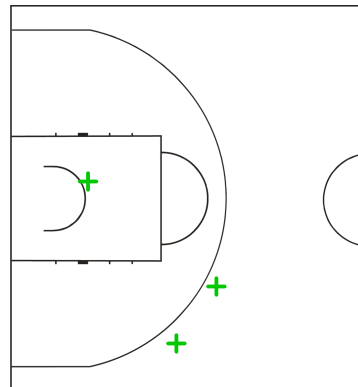
9 LEE Hyeon Seok



11 JEON Seong Hyen



12 HAN Ho Bin



LEGEND

+ Shot Made

- Shot Missed

Timing and Results provided by **TISSOT**



Game No: 90

Shot Chart

Схема бросков

NOR 79 vs 77 KOR

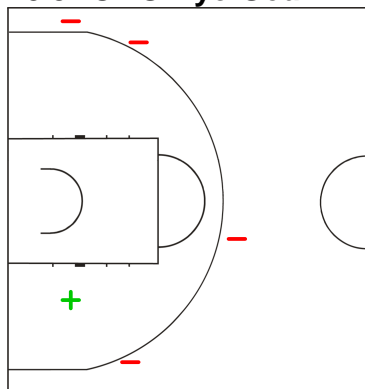
(24 - 17, 21 - 13, 20 - 23, 14 - 24)

Scoring by 5 min intervals:

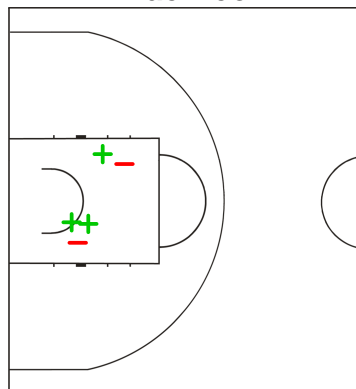
	Q1		Q2		Q3		Q4	
NOR	14	24	35	45	53	65	73	79
KOR	6	17	25	30	46	53	66	77

KOR - Korea

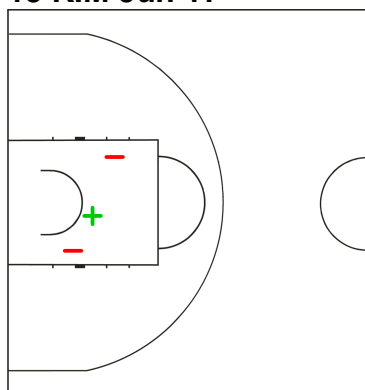
13 JEONG Hyo Geun



14 LEE Dae Heon



15 KIM Jun YI



LEGEND

+ Shot Made

- Shot Missed

Timing and Results provided by TISSOT



Game No: 90

Lineup Analysis

Анализ

NOR 79 vs 77 KOR

NOR

Lineup efficiency

6	STIEN A	8	JAWARA K	10	BOLIN A	11	MJOS S	14	NWACHUKWU R	6:55
4	MIDTVEDT M	8	JAWARA K	10	BOLIN A	11	MJOS S	14	NWACHUKWU R	5:21
4	MIDTVEDT M	7	OSTBYE N	11	MJOS S	14	NWACHUKWU R	15	BRADASCIO M	5:06
6	STIEN A	8	JAWARA K	11	MJOS S	12	FIVELSTAD M	13	SOMMERFELDT T	3:40
4	MIDTVEDT M	7	OSTBYE N	10	BOLIN A	12	FIVELSTAD M	14	NWACHUKWU R	3:15
5	BOEHN F	6	STIEN A	9	LUNDESTAD O	12	FIVELSTAD M	13	SOMMERFELDT T	3:08
6	STIEN A	10	BOLIN A	11	MJOS S	12	FIVELSTAD M	13	SOMMERFELDT T	3:02
5	BOEHN F	9	LUNDESTAD O	12	FIVELSTAD M	13	SOMMERFELDT T	15	BRADASCIO M	1:52
6	STIEN A	8	JAWARA K	10	BOLIN A	11	MJOS S	13	SOMMERFELDT T	1:36
5	BOEHN F	8	JAWARA K	11	MJOS S	12	FIVELSTAD M	13	SOMMERFELDT T	1:26
8	JAWARA K	10	BOLIN A	11	MJOS S	13	SOMMERFELDT T	14	NWACHUKWU R	1:20
4	MIDTVEDT M	6	STIEN A	7	OSTBYE N	9	LUNDESTAD O	12	FIVELSTAD M	1:03
8	JAWARA K	9	LUNDESTAD O	10	BOLIN A	11	MJOS S	14	NWACHUKWU R	0:54
5	BOEHN F	11	MJOS S	12	FIVELSTAD M	13	SOMMERFELDT T	15	BRADASCIO M	0:38
6	STIEN A	8	JAWARA K	9	LUNDESTAD O	12	FIVELSTAD M	13	SOMMERFELDT T	0:28
6	STIEN A	10	BOLIN A	11	MJOS S	13	SOMMERFELDT T	14	NWACHUKWU R	0:16

Score development

4	MIDTVEDT M	7	OSTBYE N	10	BOLIN A	12	FIVELSTAD M	14	NWACHUKWU R	3:15	+8
4	MIDTVEDT M	8	JAWARA K	10	BOLIN A	11	MJOS S	14	NWACHUKWU R	5:21	+7
5	BOEHN F	8	JAWARA K	11	MJOS S	12	FIVELSTAD M	13	SOMMERFELDT T	1:26	+5
6	STIEN A	8	JAWARA K	10	BOLIN A	11	MJOS S	14	NWACHUKWU R	6:55	+5
6	STIEN A	8	JAWARA K	11	MJOS S	12	FIVELSTAD M	13	SOMMERFELDT T	3:40	+3
4	MIDTVEDT M	6	STIEN A	7	OSTBYE N	9	LUNDESTAD O	12	FIVELSTAD M	1:03	+2
6	STIEN A	10	BOLIN A	11	MJOS S	13	SOMMERFELDT T	14	NWACHUKWU R	0:16	+1
8	JAWARA K	10	BOLIN A	11	MJOS S	13	SOMMERFELDT T	14	NWACHUKWU R	1:20	+1
6	STIEN A	8	JAWARA K	9	LUNDESTAD O	12	FIVELSTAD M	13	SOMMERFELDT T	0:28	0
6	STIEN A	8	JAWARA K	10	BOLIN A	11	MJOS S	13	SOMMERFELDT T	1:36	-1
5	BOEHN F	11	MJOS S	12	FIVELSTAD M	13	SOMMERFELDT T	15	BRADASCIO M	0:38	-3
6	STIEN A	10	BOLIN A	11	MJOS S	12	FIVELSTAD M	13	SOMMERFELDT T	3:02	-3
8	JAWARA K	9	LUNDESTAD O	10	BOLIN A	11	MJOS S	14	NWACHUKWU R	0:54	-4
5	BOEHN F	9	LUNDESTAD O	12	FIVELSTAD M	13	SOMMERFELDT T	15	BRADASCIO M	1:52	-5
5	BOEHN F	6	STIEN A	9	LUNDESTAD O	12	FIVELSTAD M	13	SOMMERFELDT T	3:08	-7
4	MIDTVEDT M	7	OSTBYE N	11	MJOS S	14	NWACHUKWU R	15	BRADASCIO M	5:06	-7



Game No: 89

Start List

Стартовый список

MGL vs CZE

Referee: BOZHENAR Viktor (UKR)
Umpire: BELIAKOV Sergei (RUS) / HILKE Henri (FIN)

MGL - Mongolia

No.	Name	Pos	Height m / ft in	Age	Current Games Statistics						
					PPG	FG%	3FG%	FT%	RPG	APG	MPG (GP)
4	OTGONBAATAR Sergelen	F	1.78/5'10"	24	5.3	48	75	75	1.8	2.2	22:18 (6)
5	GOTOV Tsenguunbayar	G	1.93/6'4"	23	0.7	20	0		0.7	0.2	8:32 (6)
6	BATTUVSHIN Bilguun	F	1.97/6'6"	24	13.7	49	36	60	4.3	1.2	30:04 (6)
7	BATBOLD Darkhantugs	F	1.82/6'0"	21	1.8	23	14	100	1.6	0.0	9:26 (5)
8	DAVAASAMBUU Delgernyam	F	1.94/6'4"	23	2.5	27	0	50	2.7	0.7	18:27 (6)
9	TUNGALAG Sanchir	F	1.90/6'3"	24	19.8	37	31	79	5.8	1.5	30:09 (6)
10	DAVAADORJ Munkhtuvshin	F	1.89/6'2"	24	2.2	23	15	50	0.7	1.3	10:44 (6)
11	ENKHBAT Dulguun	F	1.89/6'2"	21	0.8	50			0.6	0.0	3:31 (5)
12	OTGONBAYAR Ochirbat	C	1.97/6'6"	22	0.8	40		50	1.0	0.0	7:37 (6)
13	TSERENDAGVA Azbayar	G	1.93/6'4"	23	11.3	39	38	75	3.3	1.2	31:16 (6)
14	ENKHTAIVAN Tserenbaatar	C	1.98/6'6"	23	3.7	28	0	50	3.8	0.5	23:21 (6)
15	AVARZED Gansukh	F	1.91/6'3"	21	1.2	25	0	50	1.6	0.6	8:02 (5)
Team			1.91/6'3"	22.8	57.0	37	30	67	26.9	7.9	
Coach		SUKHBAATAR Tulga									
Assistant Coach		AMGALAN Enkhbaatar									

MGL Played		
PR	SRB	56 - 110
PR	MEX	54 - 108
PR	ROU	72 - 89
PR	PHI	20 - 0
PR	JPN	75 - 72
Q9	GER	68 - 101
S13	NOR	54 - 83


CZE - Czech Republic

No.	Name	Pos	Height m / ft in	Age	Current Games Statistics						
					PPG	FG%	3FG%	FT%	RPG	APG	MPG (GP)
4	SOTNAR Michal		1.88/6'2"	20	3.6	32	23	50	1.6	1.3	16:39 (7)
5	MARES Michal		1.92/6'4"	20	8.3	37	33	100	2.9	1.4	25:17 (7)
6	ZAMPACH Adam		1.98/6'6"	23	3.7	45	0	80	1.7	0.5	11:13 (6)
7	VLCEK Krystof		1.95/6'5"	22	1.8	50		60	0.3	0.5	9:34 (6)
8	CIZ Adam		1.92/6'4"	21	11.9	41	39	50	2.9	3.1	28:22 (7)
9	CVEK Viktor		2.00/6'7"	24	5.4	31	13	56	5.1	1.9	25:16 (7)
10	PETERKA Ondrej		1.98/6'6"	22	4.8	35	21		1.8	0.3	15:24 (4)
11	SLAVIK Jiri		2.03/6'8"	23	10.1	48	20	48	7.4	0.7	23:25 (7)
12	JIRICEK Jan		2.03/6'8"	23	5.3	41	0	63	3.7	1.7	13:35 (7)
13	KRAKOVIC Jakub		2.05/6'9"	22	4.0	23	0	59	2.7	0.5	11:37 (6)
14	GNIADK Martin		2.03/6'8"	23	6.0	35	31	40	3.4	1.3	19:19 (7)
15	VOSLAJER Tomas		2.11/6'11"	22	5.9	35	25	88	5.6	0.4	15:03 (7)
Team			1.99/6'6"	22.1	67.3	38	27	63	42.3	13.3	
Coach		PETERKA Lubomir									
Assistant Coach		BENES Pavel									

CZE Played		
PR	AUS	57 - 85
PR	USA	53 - 96
PR	UAE	100 - 54
PR	CAN	56 - 87
PR	SWE	65 - 63
Q9	FIN	52 - 70
S13	KOR	88 - 92

LEGEND

(1)	Point Guard	(2)	Shooting Guard	(3)	Small Forward	(4)	Power Forward	(5)	Centre
(C)	Captain	3FG%	3 Points Field Goals %	APG	Assists per Game	C	Centre	F	Forward
FG%	Field Goals %	FT%	Free Throws %	G	Guard	GP	Games Played	MPG	Minutes Played per Game
Pos	Playing Position	PPG	Points per Game	PR	Preliminary Round	RPG	Rebounds per Game		

Timing and Results provided by  TISSOT



Game No: 89

Results
Результаты

Attendance: 470

Match Duration: 1:36

MGL 80 vs 94 CZE
(17:18, 22:24, 25:31, 16:21)

Referee: BOZHENAR Viktor (UKR)

Commissioner:

Umpire: BELIAKOV Sergei (RUS) / HILKE Henri (FIN)

Scoring by 5 min intervals:	MGL	Q1		Q2		Q3		Q4	
		7	17	27	39	52	64	71	80
	CZE	10	18	31	44	56	73	81	94

MGL - Mongolia

No.	Name	MIN	Field Goals		2 Points		3 Points		Free Throws		Rebounds			AS	TO	ST	BS	PF	FD	PTS
			M/A	%	M/A	%	M/A	%	M/A	%	OR	DR	TOT							
4	OTGONBAATAR Sergelen	1:54	0/0	0	0/0	0	0/0	0	0/0	0	0	0	0	0	0	0	0	0	0	0
*5	GOTOV Tsenguunbayar	9:49	0/0	0	0/0	0	0/0	0	0/0	0	0	0	0	0	1	1	0	0	0	0
6	BATTUVSHIN Bilguun	19:20	5/10	50	3/6	50	2/4	50	1/2	50	1	1	2	1	1	1	1	1	1	13
7	BATBOLD Darkhantugs	9:50	0/1	0	0/0	0	0/1	0	0/0	0	0	0	0	0	1	0	0	3	0	0
*8	DAVAASAMBUU Delgermyam	18:39	0/4	0	0/4	0	0/0	0	1/2	50	0	2	2	0	1	0	0	0	2	1
9	TUNGALAG Sanchir	20:38	8/15	53	6/11	55	2/4	50	8/9	89	0	6	6	2	2	1	0	4	6	26
*10	DAVAADORJ Munkhtuvshin	28:09	4/10	40	2/5	40	2/5	40	4/4	100	1	0	1	1	3	0	1	4	3	14
11	ENKHBAT Dulguun	5:23	0/1	0	0/1	0	0/0	0	1/2	50	1	0	1	1	0	1	0	1	1	1
*12	OTGONBAYAR Ochirbat	16:57	2/2	100	1/1	100	1/1	100	0/0	0	0	3	3	0	1	1	0	1	0	5
13	TSERENDAGVA Azbayar	22:58	1/3	33	0/0	0	1/3	33	2/2	100	0	0	0	2	2	2	0	2	1	5
14	ENKHTAIVAN Tserenbaatar	22:22	3/8	38	3/8	38	0/0	0	1/2	50	1	1	2	0	1	2	0	3	3	7
*15	AVARZED Gansukh	24:01	4/8	50	4/6	67	0/2	0	0/0	0	1	4	5	2	3	3	0	3	1	8
Team / Coach											3	3	6							
Totals			27/62	44	19/42	45	8/20	40	18/23	78	8	20	28	9	16	12	2	22	18	80
Coach		SUKHBAATAR Tulga																		
Assistant Coach		AMGALAN Enkhbaatar																		

CZE - Czech Republic

No.	Name	MIN	Field Goals		2 Points		3 Points		Free Throws		Rebounds			AS	TO	ST	BS	PF	FD	PTS
			M/A	%	M/A	%	M/A	%	M/A	%	OR	DR	TOT							
*4	SOTNAR Michal	26:23	2/6	33	0/2	0	2/4	50	1/2	50	2	0	2	3	5	2	0	3	2	7
*5	MARES Michal	27:43	9/14	64	7/8	88	2/6	33	1/1	100	1	0	1	2	3	1	0	4	3	21
6	ZAMPACH Adam	0:00	0/0	0	0/0	0	0/0	0	0/0	0	0	0	0	0	0	0	0	0	0	0
7	VLCEK Krystof	10:29	0/1	0	0/1	0	0/0	0	0/0	0	1	1	2	1	4	0	0	3	1	0
8	CIZ Adam	28:11	4/11	36	1/5	20	3/6	50	1/2	50	1	3	4	6	1	1	0	0	2	12
*9	CVEK Viktor	27:14	5/10	50	4/8	50	1/2	50	3/4	75	2	7	9	4	1	0	0	1	4	14
10	PETERKA Ondrej	0:00	0/0	0	0/0	0	0/0	0	0/0	0	0	0	0	0	0	0	0	0	0	0
11	SLAVIK Jiri	19:41	2/4	50	2/4	50	0/0	0	3/7	43	1	4	5	2	0	0	0	2	5	7
12	JIRICEK Jan	18:29	5/7	71	5/7	71	0/0	0	0/0	0	5	3	8	2	2	3	0	2	0	10
*13	KRAKOVIC Jakub	16:35	4/9	44	4/9	44	0/0	0	1/2	50	1	0	1	0	1	0	2	2	1	9
14	GNIADK Martin	14:41	6/7	86	6/7	86	0/0	0	0/0	0	1	3	4	1	0	1	1	1	2	12
*15	VOSLAJER Tomas	10:34	1/2	50	1/2	50	0/0	0	0/0	0	0	4	4	1	1	0	0	1	2	2
Team / Coach											2	4	6		1					
Totals			38/71	54	30/53	57	8/18	44	10/18	56	17	29	46	22	19	8	3	19	22	94
Coach		PETERKA Lubomir																		
Assistant Coach		BENES Pavel																		

	MGL	CZE
Points from Turnovers	23	15
Points in the Paint	36	54
Second Chance Points	4	13
Fast Break Points	0	7

	MGL	CZE
Biggest Lead	3	16
Biggest Scoring Run	10-0 (17-14)	7-0 (7-14)
Lead Changes	8	
Times Tied	5	

LEGEND			
%	Shooting Percentage	(C)	Captain
BS	Blocked Shots	DR	Defensive Rebounds
OR	Offensive Rebounds	OTx	Overtime
S	Suspended	ST	Steals
(I)	Injured	FD	Fouls Drawn
*	Starters	PF	Fouls
M/A	Made / Attempts	TO	Turnovers
PTS	Points	AS	Assists
TOT	Total Rebounds	MIN	Minutes Played
		Qx	Quarter Time

Timing and Results provided by TISSOT



Game No: 89

Shot Chart
Схема бросков

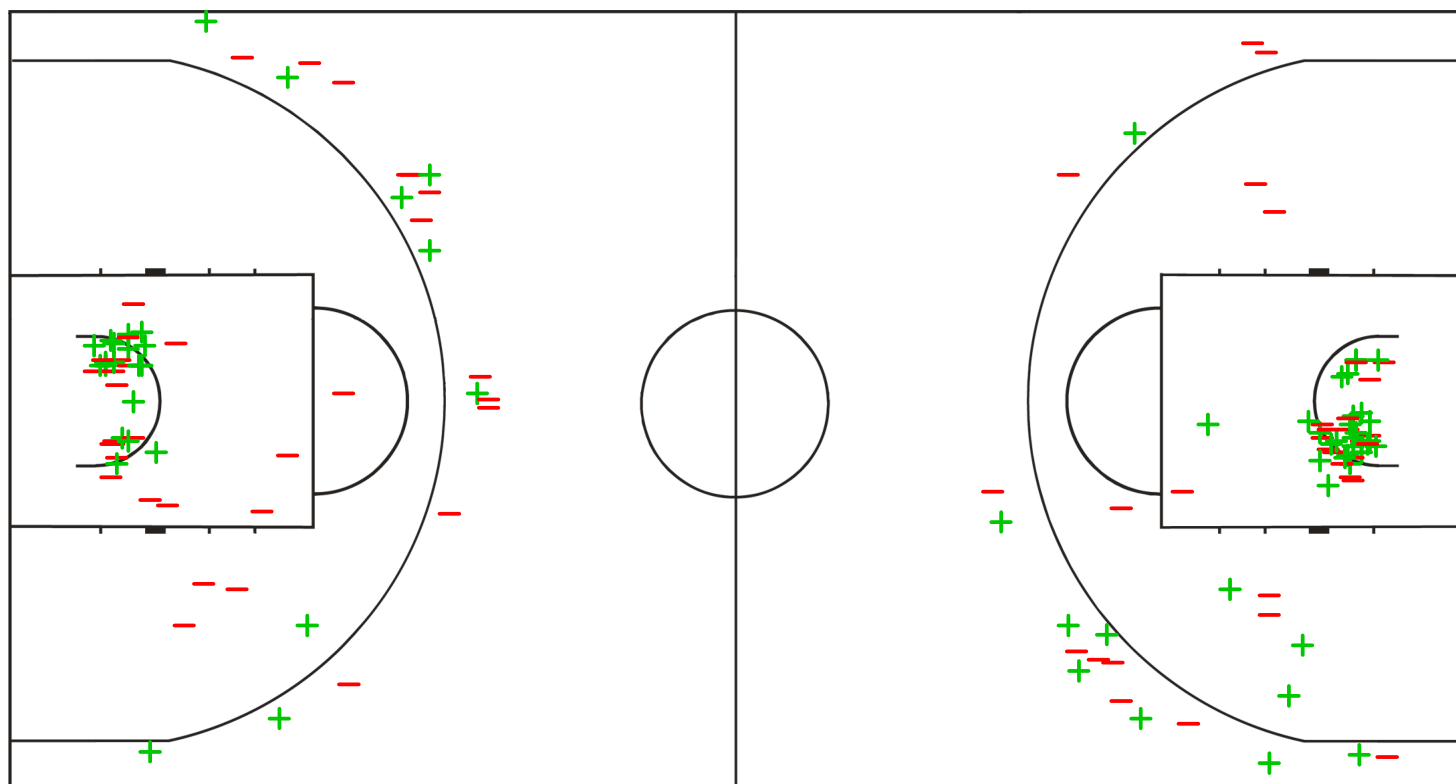
MGL 80 vs 94 CZE
(17 - 18, 22 - 24, 25 - 31, 16 - 21)

Scoring by 5 min intervals:

	Q1		Q2		Q3		Q4	
MGL	7	17	27	39	52	64	71	80
CZE	10	18	31	44	56	73	81	94

MGL - Mongolia

CZE - Czech Republic



LEGEND	
+	Shot Made
-	Shot Missed

Timing and Results provided by **TISSOT**



Game No: 89

Shot Chart

Схема бросков

MGL 80 vs 94 CZE

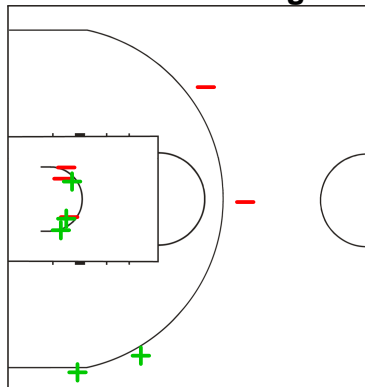
(17 - 18, 22 - 24, 25 - 31, 16 - 21)

Scoring by 5 min intervals:

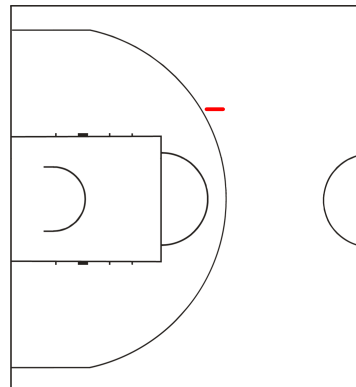
	Q1		Q2		Q3		Q4	
MGL	7	17	27	39	52	64	71	80
CZE	10	18	31	44	56	73	81	94

MGL - Mongolia

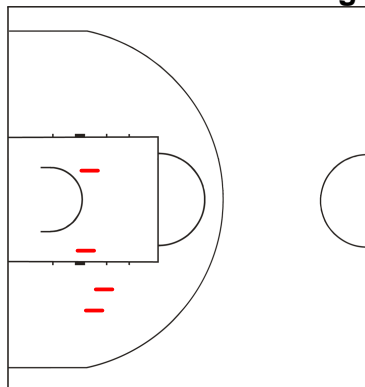
6 BATTUVSHIN Bilguun



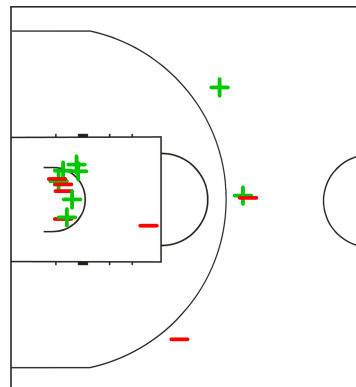
7 BATBOLD Darkhantugs



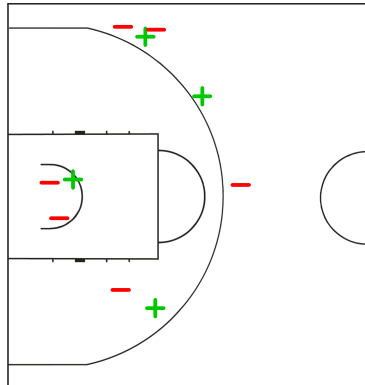
8 DAVAASAMBUU Delgerynam



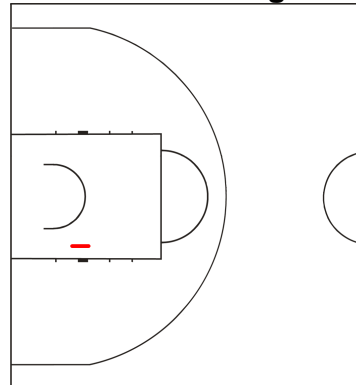
9 TUNGALAG Sanchir



10 DAVAADORJ Munkhtuvshin



11 ENKHBAT Dulguun



LEGEND

+ Shot Made

-

Shot Missed

Timing and Results provided by TISSOT



Game No: 89

Shot Chart
Схема бросков

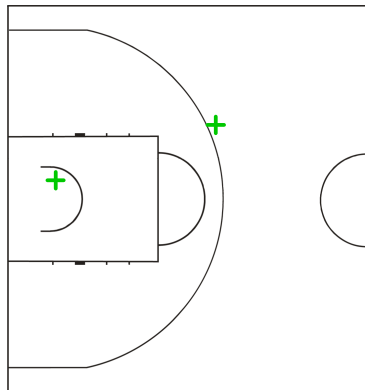
MGL 80 vs 94 CZE
(17 - 18, 22 - 24, 25 - 31, 16 - 21)

Scoring by 5 min intervals:

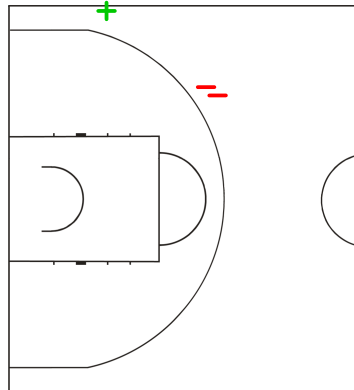
	Q1		Q2		Q3		Q4	
MGL	7	17	27	39	52	64	71	80
CZE	10	18	31	44	56	73	81	94

MGL - Mongolia

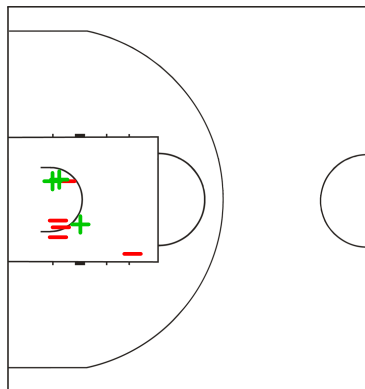
12 OTGONBAYAR Ochirbat



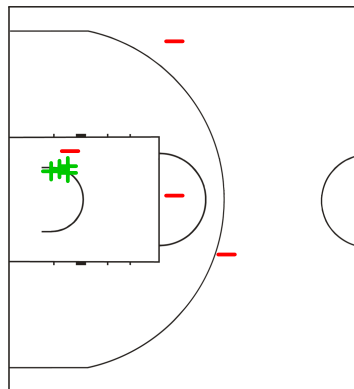
13 TSERENDAGVA Azbayar



14 ENKHTAIVAN Tserenbaatar



15 AVARZED Gansukh



LEGEND

+ Shot Made

- Shot Missed

Timing and Results provided by **TISSOT**



Game No: 89

Shot Chart

Схема бросков

MGL 80 vs 94 CZE

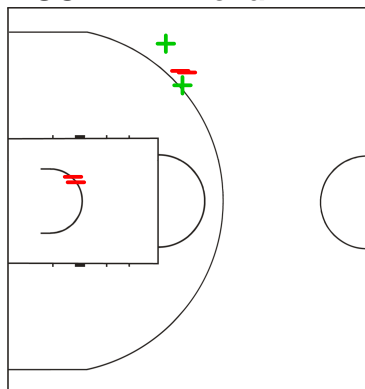
(17 - 18, 22 - 24, 25 - 31, 16 - 21)

Scoring by 5 min intervals:

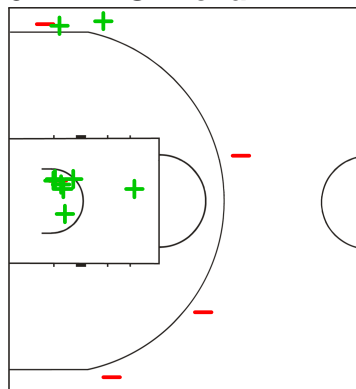
	Q1		Q2		Q3		Q4	
MGL	7	17	27	39	52	64	71	80
CZE	10	18	31	44	56	73	81	94

CZE - Czech Republic

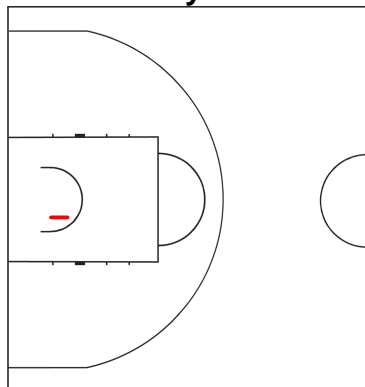
4 SOTNAR Michal



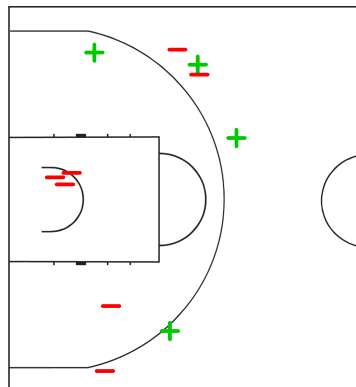
5 MARES Michal



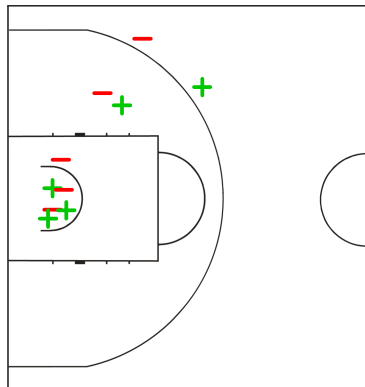
7 VLCEK Krystof



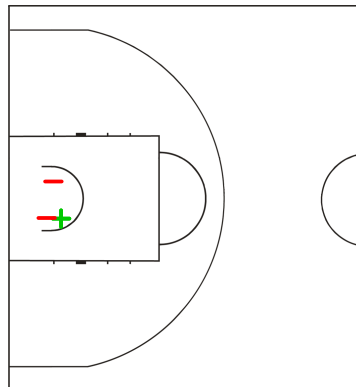
8 CIZ Adam



9 CVEK Viktor



11 SLAVIK Jiri



LEGEND

+ Shot Made

-

Shot Missed

Timing and Results provided by TISSOT



Game No: 89

Shot Chart

Схема бросков

MGL 80 vs 94 CZE

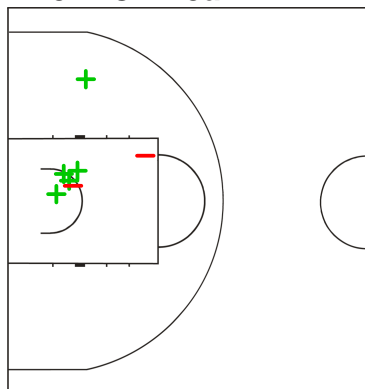
(17 - 18, 22 - 24, 25 - 31, 16 - 21)

Scoring by 5 min intervals:

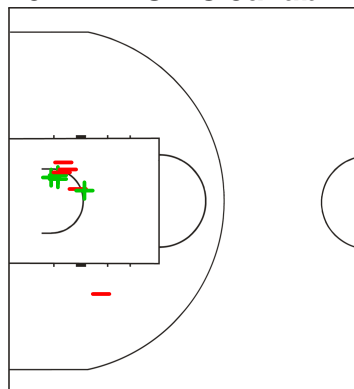
	Q1		Q2		Q3		Q4	
MGL	7	17	27	39	52	64	71	80
CZE	10	18	31	44	56	73	81	94

CZE - Czech Republic

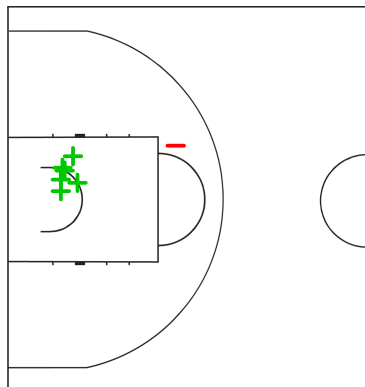
12 JIRICEK Jan



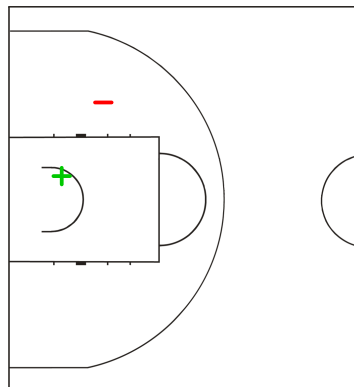
13 KRAKOVIC Jakub



14 GNIADK Martin



15 VOSLAJER Tomas



LEGEND

+ Shot Made

- Shot Missed

Timing and Results provided by TISSOT



Game No: 89

Lineup Analysis

Анализ

MGL 80 vs 94 CZE

MGL

Lineup efficiency

5	GOTOV T	8	DAVAASAMBUU D	10	DAVAADORJ M	12	OTGONBAYAR O	15	AVARZED G	9:49
6	BATTUVSHIN B	9	TUNGALAG S	10	DAVAADORJ M	13	TSERENDAGVA A	14	ENKHTAIVAN T	6:59
7	BATBOLD D	10	DAVAADORJ M	11	ENKHBAT D	12	OTGONBAYAR O	15	AVARZED G	3:00
8	DAVAASAMBUU D	9	TUNGALAG S	10	DAVAADORJ M	13	TSERENDAGVA A	14	ENKHTAIVAN T	2:44
6	BATTUVSHIN B	9	TUNGALAG S	13	TSERENDAGVA A	14	ENKHTAIVAN T	15	AVARZED G	2:28
6	BATTUVSHIN B	8	DAVAASAMBUU D	9	TUNGALAG S	13	TSERENDAGVA A	14	ENKHTAIVAN T	2:00
4	OTGONBAATAR S	6	BATTUVSHIN B	9	TUNGALAG S	13	TSERENDAGVA A	14	ENKHTAIVAN T	1:54
6	BATTUVSHIN B	12	OTGONBAYAR O	13	TSERENDAGVA A	14	ENKHTAIVAN T	15	AVARZED G	1:50
7	BATBOLD D	10	DAVAADORJ M	11	ENKHBAT D	14	ENKHTAIVAN T	15	AVARZED G	1:47
7	BATBOLD D	8	DAVAASAMBUU D	10	DAVAADORJ M	12	OTGONBAYAR O	15	AVARZED G	1:28
6	BATTUVSHIN B	8	DAVAASAMBUU D	9	TUNGALAG S	13	TSERENDAGVA A	15	AVARZED G	1:21
7	BATBOLD D	8	DAVAASAMBUU D	9	TUNGALAG S	10	DAVAADORJ M	13	TSERENDAGVA A	1:02
6	BATTUVSHIN B	7	BATBOLD D	13	TSERENDAGVA A	14	ENKHTAIVAN T	15	AVARZED G	0:52
9	TUNGALAG S	12	OTGONBAYAR O	13	TSERENDAGVA A	14	ENKHTAIVAN T	15	AVARZED G	0:50
6	BATTUVSHIN B	7	BATBOLD D	9	TUNGALAG S	10	DAVAADORJ M	13	TSERENDAGVA A	0:43
6	BATTUVSHIN B	7	BATBOLD D	11	ENKHBAT D	14	ENKHTAIVAN T	15	AVARZED G	0:36
6	BATTUVSHIN B	7	BATBOLD D	9	TUNGALAG S	10	DAVAADORJ M	14	ENKHTAIVAN T	0:22
6	BATTUVSHIN B	8	DAVAASAMBUU D	9	TUNGALAG S	10	DAVAADORJ M	13	TSERENDAGVA A	0:15

Score development

6	BATTUVSHIN B	8	DAVAASAMBUU D	9	TUNGALAG S	13	TSERENDAGVA A	15	AVARZED G	1:21	+3
6	BATTUVSHIN B	9	TUNGALAG S	13	TSERENDAGVA A	14	ENKHTAIVAN T	15	AVARZED G	2:28	+3
6	BATTUVSHIN B	8	DAVAASAMBUU D	9	TUNGALAG S	10	DAVAADORJ M	13	TSERENDAGVA A	0:15	+2
6	BATTUVSHIN B	7	BATBOLD D	9	TUNGALAG S	10	DAVAADORJ M	14	ENKHTAIVAN T	0:22	+1
5	GOTOV T	8	DAVAASAMBUU D	10	DAVAADORJ M	12	OTGONBAYAR O	15	AVARZED G	9:49	+1
9	TUNGALAG S	12	OTGONBAYAR O	13	TSERENDAGVA A	14	ENKHTAIVAN T	15	AVARZED G	0:50	-1
7	BATBOLD D	8	DAVAASAMBUU D	9	TUNGALAG S	10	DAVAADORJ M	13	TSERENDAGVA A	1:02	-1
7	BATBOLD D	10	DAVAADORJ M	11	ENKHBAT D	14	ENKHTAIVAN T	15	AVARZED G	1:47	0
6	BATTUVSHIN B	12	OTGONBAYAR O	13	TSERENDAGVA A	14	ENKHTAIVAN T	15	AVARZED G	1:50	-1
4	OTGONBAATAR S	6	BATTUVSHIN B	9	TUNGALAG S	13	TSERENDAGVA A	14	ENKHTAIVAN T	1:54	-1
6	BATTUVSHIN B	8	DAVAASAMBUU D	9	TUNGALAG S	13	TSERENDAGVA A	14	ENKHTAIVAN T	2:00	-1
8	DAVAASAMBUU D	9	TUNGALAG S	10	DAVAADORJ M	13	TSERENDAGVA A	14	ENKHTAIVAN T	2:44	0
7	BATBOLD D	10	DAVAADORJ M	11	ENKHBAT D	12	OTGONBAYAR O	15	AVARZED G	3:00	0
6	BATTUVSHIN B	7	BATBOLD D	11	ENKHBAT D	14	ENKHTAIVAN T	15	AVARZED G	0:36	-2
6	BATTUVSHIN B	7	BATBOLD D	13	TSERENDAGVA A	14	ENKHTAIVAN T	15	AVARZED G	0:52	-2
7	BATBOLD D	8	DAVAASAMBUU D	10	DAVAADORJ M	12	OTGONBAYAR O	15	AVARZED G	1:28	-3
6	BATTUVSHIN B	7	BATBOLD D	9	TUNGALAG S	10	DAVAADORJ M	13	TSERENDAGVA A	0:43	-5
6	BATTUVSHIN B	9	TUNGALAG S	10	DAVAADORJ M	13	TSERENDAGVA A	14	ENKHTAIVAN T	6:59	-7



Game No: 89

Lineup Analysis

Анализ

CZE

Lineup efficiency


4	SOTNAR M	5	MARES M	9	CVEK V	13	KRAKOVIC J	15	VOSLAJER T	5:51
5	MARES M	8	CIZ A	9	CVEK V	11	SLAVIK J	14	GNIADK M	5:03
5	MARES M	8	CIZ A	9	CVEK V	11	SLAVIK J	12	JIRICEK J	4:21
4	SOTNAR M	8	CIZ A	9	CVEK V	12	JIRICEK J	15	VOSLAJER T	3:41
4	SOTNAR M	5	MARES M	8	CIZ A	11	SLAVIK J	14	GNIADK M	3:00
4	SOTNAR M	7	VLCEK K	9	CVEK V	12	JIRICEK J	13	KRAKOVIC J	2:53
5	MARES M	7	VLCEK K	8	CIZ A	11	SLAVIK J	14	GNIADK M	2:31
4	SOTNAR M	5	MARES M	8	CIZ A	12	JIRICEK J	13	KRAKOVIC J	2:10
4	SOTNAR M	7	VLCEK K	8	CIZ A	12	JIRICEK J	13	KRAKOVIC J	2:05
4	SOTNAR M	8	CIZ A	9	CVEK V	11	SLAVIK J	14	GNIADK M	1:55
4	SOTNAR M	5	MARES M	7	VLCEK K	12	JIRICEK J	13	KRAKOVIC J	1:37
4	SOTNAR M	7	VLCEK K	8	CIZ A	11	SLAVIK J	14	GNIADK M	1:23
5	MARES M	8	CIZ A	9	CVEK V	12	JIRICEK J	13	KRAKOVIC J	1:00
4	SOTNAR M	5	MARES M	9	CVEK V	11	SLAVIK J	13	KRAKOVIC J	0:59
5	MARES M	8	CIZ A	9	CVEK V	12	JIRICEK J	15	VOSLAJER T	0:42
4	SOTNAR M	5	MARES M	9	CVEK V	11	SLAVIK J	14	GNIADK M	0:29
4	SOTNAR M	8	CIZ A	9	CVEK V	14	GNIADK M	15	VOSLAJER T	0:20

Score development

5	MARES M	8	CIZ A	9	CVEK V	11	SLAVIK J	12	JIRICEK J	4:21	+7
4	SOTNAR M	8	CIZ A	9	CVEK V	12	JIRICEK J	15	VOSLAJER T	3:41	+6
4	SOTNAR M	5	MARES M	9	CVEK V	13	KRAKOVIC J	15	VOSLAJER T	5:51	+5
4	SOTNAR M	5	MARES M	8	CIZ A	11	SLAVIK J	14	GNIADK M	3:00	+4
4	SOTNAR M	8	CIZ A	9	CVEK V	11	SLAVIK J	14	GNIADK M	1:55	+3
4	SOTNAR M	7	VLCEK K	8	CIZ A	12	JIRICEK J	13	KRAKOVIC J	2:05	+2
5	MARES M	7	VLCEK K	8	CIZ A	11	SLAVIK J	14	GNIADK M	2:31	+1
4	SOTNAR M	8	CIZ A	9	CVEK V	14	GNIADK M	15	VOSLAJER T	0:20	-1
4	SOTNAR M	5	MARES M	9	CVEK V	11	SLAVIK J	14	GNIADK M	0:29	0
4	SOTNAR M	5	MARES M	7	VLCEK K	12	JIRICEK J	13	KRAKOVIC J	1:37	-1
4	SOTNAR M	7	VLCEK K	9	CVEK V	12	JIRICEK J	13	KRAKOVIC J	2:53	0
5	MARES M	8	CIZ A	9	CVEK V	12	JIRICEK J	15	VOSLAJER T	0:42	-2
4	SOTNAR M	5	MARES M	9	CVEK V	11	SLAVIK J	13	KRAKOVIC J	0:59	-2
5	MARES M	8	CIZ A	9	CVEK V	12	JIRICEK J	13	KRAKOVIC J	1:00	-2
4	SOTNAR M	7	VLCEK K	8	CIZ A	11	SLAVIK J	14	GNIADK M	1:23	-2
4	SOTNAR M	5	MARES M	8	CIZ A	12	JIRICEK J	13	KRAKOVIC J	2:10	-2
5	MARES M	8	CIZ A	9	CVEK V	11	SLAVIK J	14	GNIADK M	5:03	-3

LEGEND

+ Shot Made - Shot Missed

Timing and Results provided by  TISSOT



Game No: 94

Start List

Стартовый список

ROU vs LTU

Referee: OKHRIMENKO Vladimir (RUS)

Umpire: AYALA PEREZ Jose Juan (MEX) / AL BULUSHI Ahmed (OMA)

ROU - Romania

No.	Name	Pos	Height m / ft in	Age	Current Games Statistics						
					PPG	FG%	3FG%	FT%	RPG	APG	MPG (GP)
4	PETRISOR Catalin	G	1.87/6'2"	20	5.0	28	17	100	1.8	1.7	18:36 (6)
5	ROSU Adrian	F	1.95/6'5"	22	2.7	27	9	78	2.0	0.2	9:14 (6)
6	DUMITRESCU Vlad	G	1.92/6'4"	23	2.0	43	40	57	2.0	0.8	13:26 (6)
7	CORPODEAN Vlad	G	1.92/6'4"	22	6.5	40	36	88	4.0	1.3	26:17 (6)
8	ORBEANU Iulian	F	2.04/6'8"	23	4.8	42	8	40	2.2	0.2	13:50 (6)
9	IOAN Dan	F	1.95/6'5"	21	0.0				0.0	0.0	0:45 (1)
10	NEGOITESCU Vlad	F	2.04/6'8"	22	1.8	67	0	50	2.0	0.0	4:34 (4)
11	TOTH George	C	2.12/6'11"	20	7.5	61		45	3.2	0.0	13:31 (6)
12	POP Alexandru	G	1.80/5'11"	23	1.5	17	9	40	2.3	3.5	21:28 (6)
13	TOROK Rolland	F	2.03/6'8"	22	11.2	46	0	70	7.8	1.5	24:46 (6)
14	GUTOAIA Adrian	F	1.98/6'6"	23	17.8	42	26	85	3.7	2.0	30:47 (6)
15	TIBIRNA Bogdan	C	2.11/6'11"	22	11.5	45	38	74	6.7	2.5	24:50 (6)
Team			1.98/6'6"	21.9	64.3	41	21	72	34.6	11.7	
Coach		COSTESCU Tudor									
Assistant Coach		MIRON Paul Ionel									

ROU Played		
PR	PHI	20 - 0
PR	JPN	77 - 57
PR	MGL	89 - 72
PR	MEX	76 - 67
PR	SRB	53 - 78
QF	RUS	53 - 78
S5	BRA	82 - 75


LTU - Lithuania

No.	Name	Pos	Height m / ft in	Age	Current Games Statistics						
					PPG	FG%	3FG%	FT%	RPG	APG	MPG (GP)
4	VASILIAUSKAS Sarunas	G	1.88/6'2"	24	8.7	50	42	79	1.3	2.7	19:49 (7)
5	CIZAUSKAS Vytenis	G	1.87/6'2"	20	10.7	56	62	85	2.9	3.6	18:22 (7)
6	PECIUKEVICIUS Augustas	G	1.92/6'4"	21	4.0	36	25	100	1.6	1.6	11:57 (5)
7	BENDZIUS Eimantas	F	2.06/6'9"	23	8.9	57	40	33	4.3	1.9	20:20 (7)
8	JUSKEVICIUS Adas	G	1.94/6'4"	24	11.1	50	45	60	4.3	2.3	23:53 (7)
9	ULANOVAS Edgaras	F	2.00/6'7"	21	0.7	25	0		1.0	1.0	8:08 (3)
10	LIPKEVICIUS Vytenis	G	1.97/6'6"	24	8.1	49	40	68	4.0	2.4	24:18 (7)
11	KUPSAS Mindaugas	C	2.16/7'1"	22	5.6	67		43	3.0	0.6	8:44 (7)
12	ORELIK Gediminas	F	2.00/6'7"	23	10.7	49	32	95	4.0	1.6	19:54 (7)
13	BUTERLEVICIUS Simas	G	2.00/6'7"	24	8.7	51	39	83	2.6	1.6	21:07 (7)
14	CEPUKAITIS Vaidas	C	2.07/6'9"	24	7.9	56	0	54	6.0	0.7	17:38 (7)
15	DRUNGILAS Adomas	G	2.05/6'9"	22	5.4	41	0	74	5.3	0.6	13:49 (7)
Team			1.99/6'6"	22.7	89.0	51	40	73	42.1	19.4	
Coach		ADOMAITIS Dainius									
Assistant Coach		GRONSKIS Arvydas									

LTU Played		
PR	NOR	94 - 71
PR	CHI	116 - 51
PR	CHN	129 - 52
PR	BRA	77 - 69
PR	FIN	70 - 51
QF	AUS	55 - 60
S5	EST	82 - 61

LEGEND

(1)	Point Guard	(2)	Shooting Guard	(3)	Small Forward	(4)	Power Forward	(5)	Centre
(C)	Captain	3FG%	3 Points Field Goals %	APG	Assists per Game	C	Centre	F	Forward
FG%	Field Goals %	FT%	Free Throws %	G	Guard	GP	Games Played	MPG	Minutes Played per Game
Pos	Playing Position	PPG	Points per Game	PR	Preliminary Round	QF	Quarterfinal	RPG	Rebounds per Game

Timing and Results provided by  TISSOT



Game No: 94

Results

Результаты

Match Duration: 1:29

ROU 50 vs 87 LTU

(7:18, 15:25, 12:20, 16:24)

Referee: OKHRIMENKO Vladimir (RUS)

Commissioner:

Umpire: AYALA PEREZ Jose Juan (MEX) / AL BULUSHI Ahmed (OMA)

Scoring by 5 min intervals:	ROU	Q1		Q2		Q3		Q4	
		M	A	M	A	M	A	M	A
	5	7	16	22	28	34	38	50	
	7	18	30	43	53	63	79	87	

ROU - Romania

No.	Name	MIN	Field Goals		2 Points		3 Points		Free Throws		Rebounds			AS	TO	ST	BS	PF	FD	PTS
			M/A	%	M/A	%	M/A	%	M/A	%	OR	DR	TOT							
4	PETRISOR Catalin	29:40	0/7	0	0/3	0	0/4	0	0/0	0	1	2	3	2	3	0	0	1	1	0
5	ROSU Adrian	9:29	1/2	50	0/1	0	1/1	100	0/0	0	0	0	0	0	1	0	0	0	1	3
6	DUMITRESCU Vlad	18:44	0/0	0	0/0	0	0/0	0	2/2	100	1	2	3	1	2	0	0	1	2	2
*7	CORPODEAN Vlad	21:16	0/5	0	0/4	0	0/1	0	0/0	0	2	1	3	1	1	3	0	2	2	0
8	ORBEANU Iulian	15:25	3/7	43	3/5	60	0/2	0	0/0	0	2	3	5	1	1	0	0	1	1	6
9	IOAN Dan	7:09	0/1	0	0/1	0	0/0	0	0/0	0	0	1	1	0	0	0	0	1	0	0
10	NEGOITESCU Vlad	4:00	1/2	50	1/2	50	0/0	0	0/0	0	0	1	1	1	1	0	0	2	0	2
*11	TOTH George	17:57	1/7	14	1/6	17	0/1	0	3/4	75	0	2	2	0	3	0	0	4	2	5
*12	POP Alexandru	10:20	1/2	50	0/1	0	1/1	100	0/0	0	0	0	0	0	2	0	0	1	1	3
*13	TOROK Rolland	20:35	1/3	33	1/2	50	0/1	0	4/4	100	3	4	7	0	2	0	0	0	2	6
*14	GUTOAIA Adrian	23:22	2/6	33	1/2	50	1/4	25	2/2	100	1	0	1	3	4	0	0	3	2	7
15	TIBIRNA Bogdan	22:03	8/15	53	8/11	73	0/4	0	0/0	0	0	3	3	0	0	2	0	5	2	16
Team / Coach											0	2	2		0					
Totals			18/57	32	15/38	39	3/19	16	11/12	92	10	21	31	9	20	5	0	21	16	50
Coach		COSTESCU Tudor																		
Assistant Coach		MIRON Paul Ionel																		

LTU - Lithuania

No.	Name	MIN	Field Goals		2 Points		3 Points		Free Throws		Rebounds			AS	TO	ST	BS	PF	FD	PTS
			M/A	%	M/A	%	M/A	%	M/A	%	OR	DR	TOT							
4	VASILIAUSKAS Sarunas	20:00	6/10	60	4/6	67	2/4	50	0/0	0	0	3	3	5	1	0	0	1	1	14
*5	CIZAUSKAS Vytenis	16:17	3/5	60	3/4	75	0/1	0	6/6	100	1	1	2	2	1	2	0	1	4	12
6	PECIUKEVICIUS Augustas	13:15	1/5	20	1/4	25	0/1	0	0/0	0	0	5	5	0	0	0	0	1	1	2
7	BENDZIUS Eimantas	25:02	5/7	71	4/5	80	1/2	50	0/0	0	2	5	7	1	2	1	1	1	0	11
*8	JUSKEVICIUS Adas	22:16	1/5	20	1/3	33	0/2	0	0/0	0	1	2	3	2	1	0	0	0	1	2
9	ULANOVAS Edgaras	0:00	0/0	0	0/0	0	0/0	0	0/0	0	0	0	0	0	0	0	0	0	0	0
*10	LIPKEVICIUS Vytenis	23:17	6/10	60	5/9	56	1/1	100	0/0	0	3	2	5	3	1	5	0	4	1	13
*11	KUPSAS Mindaugas	11:39	0/6	0	0/6	0	0/0	0	0/0	0	3	0	3	0	1	2	0	2	1	0
*12	ORELIK Gediminas	14:58	0/3	0	0/0	0	0/3	0	4/4	100	1	3	4	0	0	0	0	0	2	4
13	BUTERLEVICIUS Simas	24:55	3/7	43	3/5	60	0/2	0	1/2	50	0	1	1	2	0	0	0	2	1	7
14	CEPUKAITIS Vaidas	13:27	3/3	100	3/3	100	0/0	0	0/3	0	2	3	5	1	0	0	3	1	5	6
15	DRUNGILAS Adomas	14:54	5/7	71	5/7	71	0/0	0	6/6	100	2	2	4	0	3	0	1	3	4	16
Team / Coach											0	2	2		0					
Totals			33/68	49	29/52	56	4/16	25	17/21	81	15	29	44	16	10	10	5	16	21	87
Coach		ADOMAITIS Dainius																		
Assistant Coach		GRONSKIS Arydydas																		

	ROU	LTU
Points from Turnovers	4	21
Points in the Paint	24	58
Second Chance Points	6	19
Fast Break Points	4	16

	ROU	LTU
Biggest Lead	0	43
Biggest Scoring Run	6-0 (46-83)	10-0 (7-21)
Lead Changes	0	
Times Tied	0	

LEGEND

%	Shooting Percentage	(C)	Captain	(I)	Injured	*	Starters	AS	Assists
BS	Blocked Shots	DR	Defensive Rebounds	FD	Fouls Drawn	M/A	Made / Attempts	MIN	Minutes Played
OR	Offensive Rebounds	OTx	Overtime	PF	Fouls	PTS	Points	Qx	Quarter Time
S	Suspended	ST	Steals	TO	Turnovers	TOT	Total Rebounds		

Timing and Results provided by TISSOT



Game No: 94

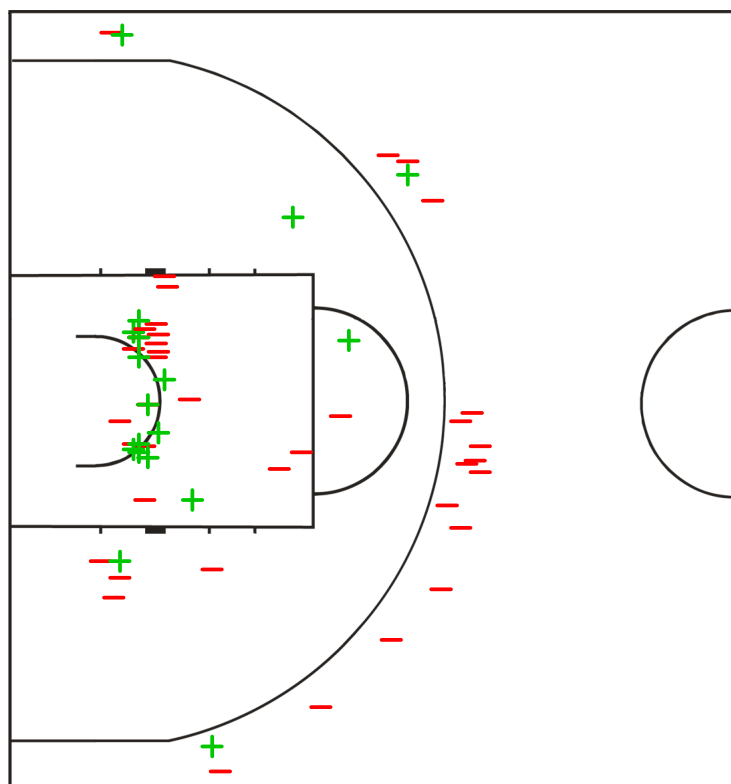
Shot Chart
Схема бросков

ROU 50 vs 87 LTU
(7 - 18, 15 - 25, 12 - 20, 16 - 24)

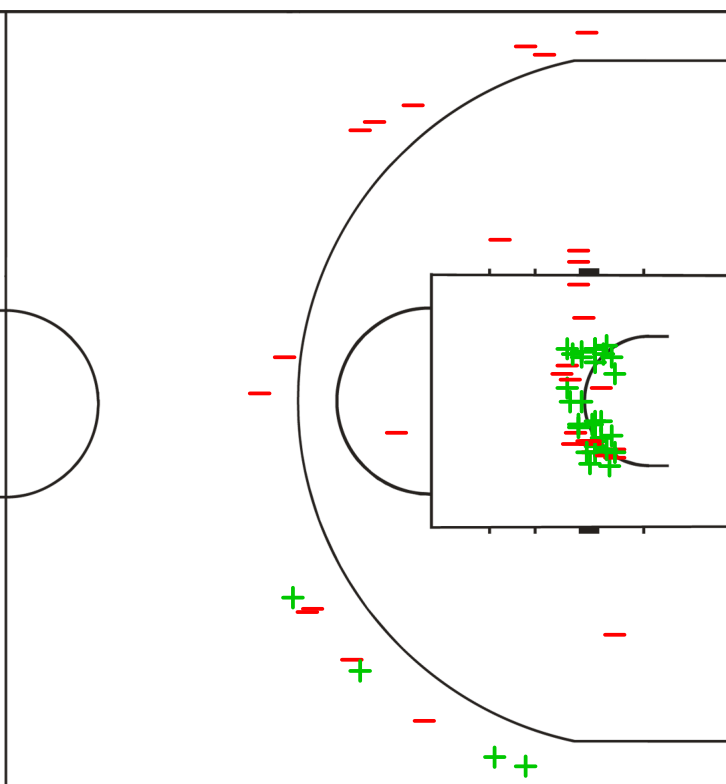
Scoring by 5 min intervals:

	Q1		Q2		Q3		Q4	
ROU	5	7	16	22	28	34	38	50
LTU	7	18	30	43	53	63	79	87

ROU - Romania



LTU - Lithuania



LEGEND

+ Shot Made - Shot Missed

Timing and Results provided by **TISSOT**



Game No: 94

Shot Chart

Схема бросков

ROU 50 vs 87 LTU

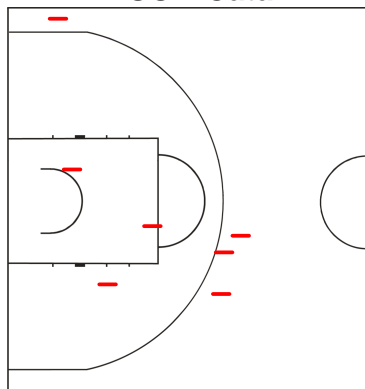
(7 - 18, 15 - 25, 12 - 20, 16 - 24)

Scoring by 5 min intervals:

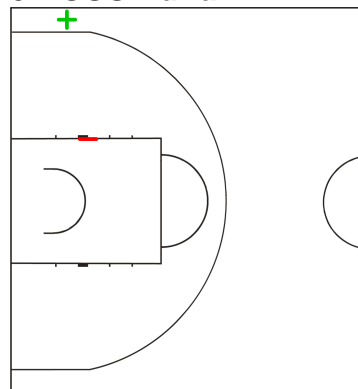
	Q1		Q2		Q3		Q4	
ROU	5	7	16	22	28	34	38	50
LTU	7	18	30	43	53	63	79	87

ROU - Romania

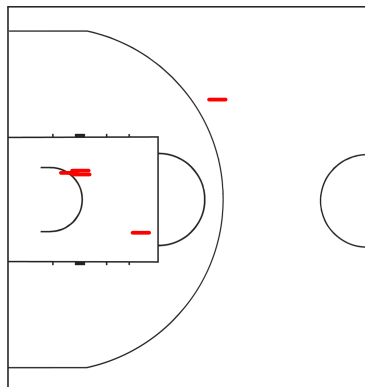
4 PETRISOR Catalin



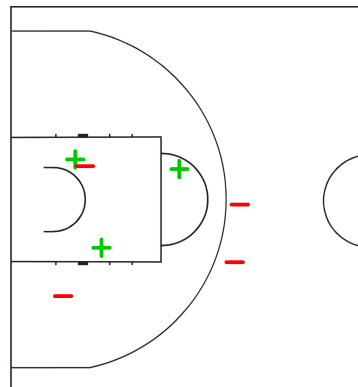
5 ROSU Adrian



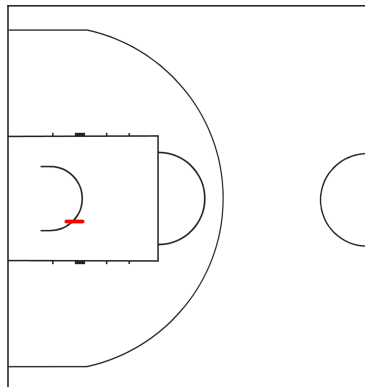
7 CORPODEAN Vlad



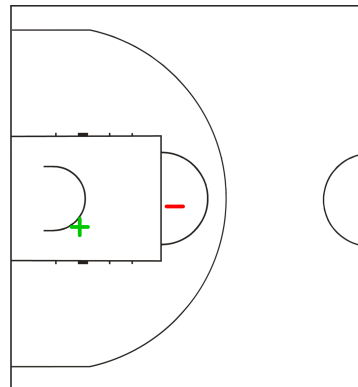
8 ORBEANU Iulian



9 IOAN Dan



10 NEGOITESCU Vlad



LEGEND

+ Shot Made

-

Shot Missed

Timing and Results provided by **TISSOT**



Game No: 94

Shot Chart
Схема бросков

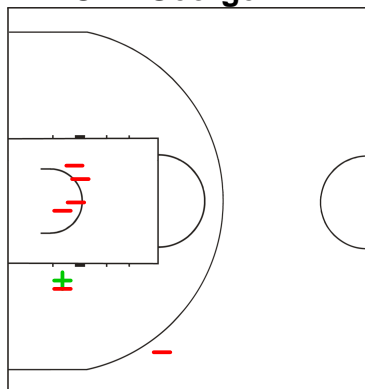
ROU 50 vs 87 LTU
(7 - 18, 15 - 25, 12 - 20, 16 - 24)

Scoring by 5 min intervals:

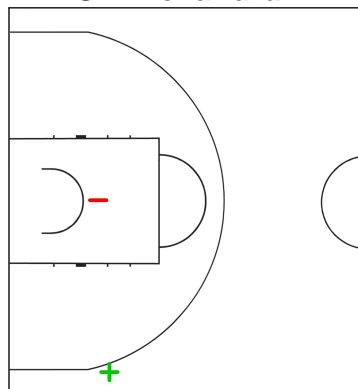
	Q1		Q2		Q3		Q4	
ROU	5	7	16	22	28	34	38	50
LTU	7	18	30	43	53	63	79	87

ROU - Romania

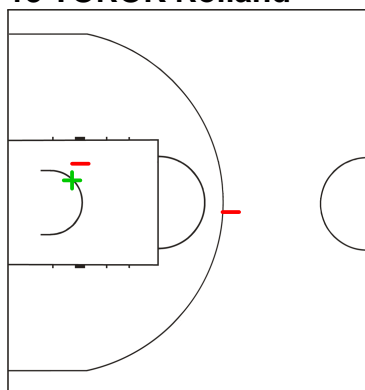
11 TOTH George



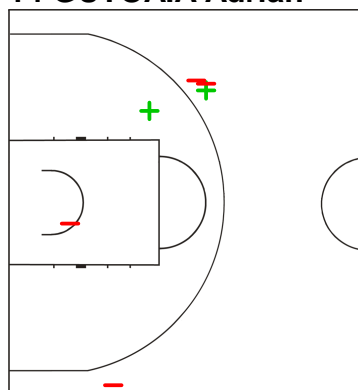
12 POP Alexandru



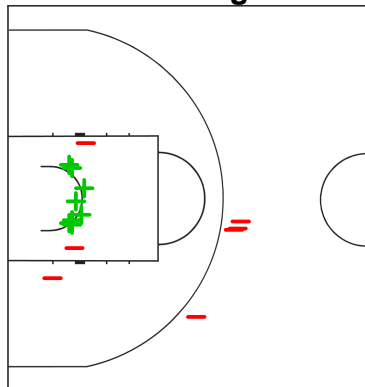
13 TOROK Rolland



14 GUTOAIA Adrian



15 TIBIRNA Bogdan



LEGEND

+ Shot Made

-

Shot Missed

Timing and Results provided by TISSOT



Game No: 94

Shot Chart
Схема бросков

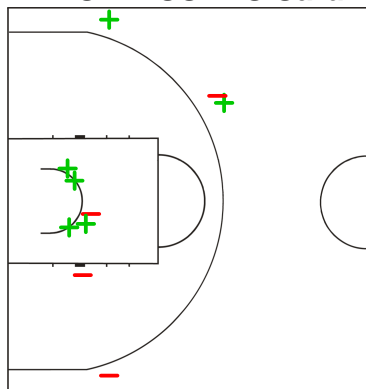
ROU 50 vs 87 LTU
(7 - 18, 15 - 25, 12 - 20, 16 - 24)

Scoring by 5 min intervals:

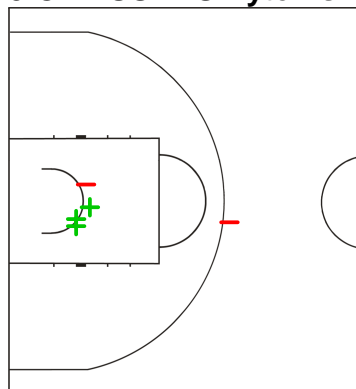
	Q1		Q2		Q3		Q4	
ROU	5	7	16	22	28	34	38	50
LTU	7	18	30	43	53	63	79	87

LTU - Lithuania

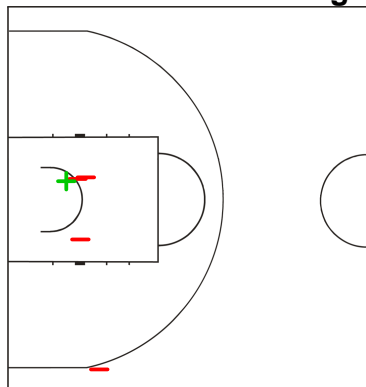
4 VASILIAUSKAS Sarunas



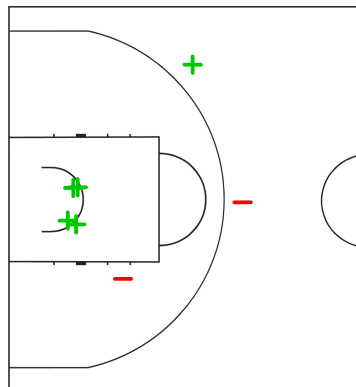
5 CIZAUSKAS Vytenis



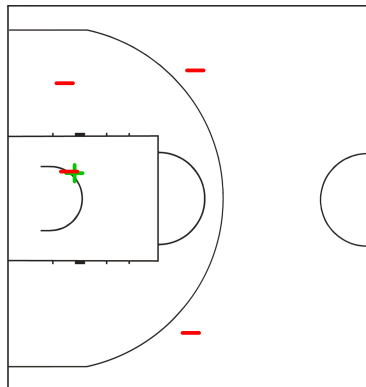
6 PECIUKEVICIUS Augustas



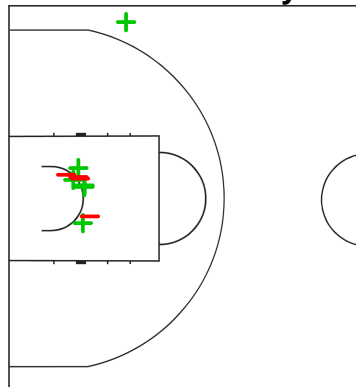
7 BENDZIUS Eimantas



8 JUSKEVICIUS Adas



10 LIPKEVICIUS Vytenis



LEGEND

+ Shot Made

-

Shot Missed

Timing and Results provided by TISSOT



Game No: 94

Shot Chart
Схема бросков

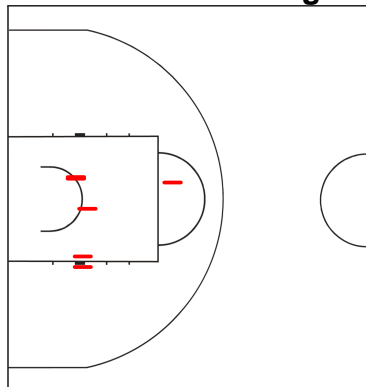
ROU 50 vs 87 LTU
(7 - 18, 15 - 25, 12 - 20, 16 - 24)

Scoring by 5 min intervals:

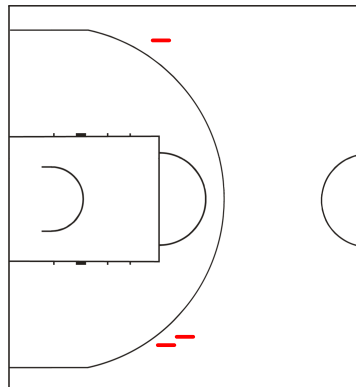
	Q1		Q2		Q3		Q4	
ROU	5	7	16	22	28	34	38	50
LTU	7	18	30	43	53	63	79	87

LTU - Lithuania

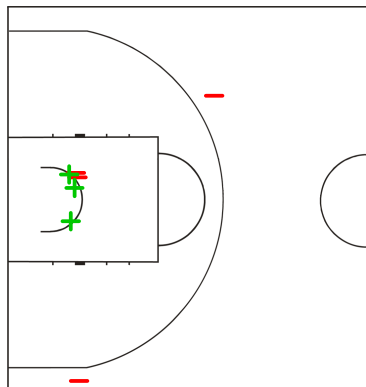
11 KUPSAS Mindaugas



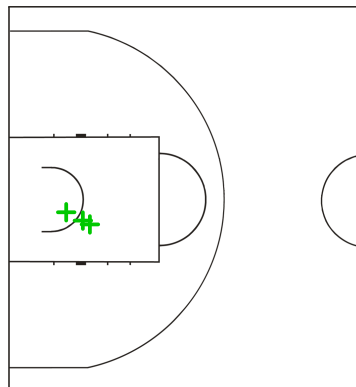
12 ORELIK Gediminas



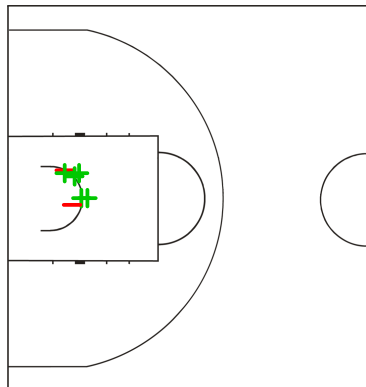
13 BUTERLEVICIUS Simas



14 CEPUKAITIS Vaidas



15 DRUNGILAS Adomas



LEGEND

+ Shot Made

-

Shot Missed

Timing and Results provided by **TISSOT**



Game No: 94

Lineup Analysis

Анализ

ROU 50 vs 87 LTU

ROU

Lineup efficiency

7	CORPODEAN V	11	TOTH G	12	POP A	13	TOROK R	14	GUTOAIA A	5:11
4	PETRISOR C	6	DUMITRESCU V	10	NEGOITescu V	14	GUTOAIA A	15	TIBIRNA B	3:40
4	PETRISOR C	6	DUMITRESCU V	13	TOROK R	14	GUTOAIA A	15	TIBIRNA B	3:10
4	PETRISOR C	5	ROSU A	7	CORPODEAN V	13	TOROK R	15	TIBIRNA B	3:06
4	PETRISOR C	6	DUMITRESCU V	11	TOTH G	13	TOROK R	14	GUTOAIA A	2:45
4	PETRISOR C	5	ROSU A	6	DUMITRESCU V	8	ORBEANU I	11	TOTH G	2:41
4	PETRISOR C	6	DUMITRESCU V	8	ORBEANU I	11	TOTH G	14	GUTOAIA A	2:38
4	PETRISOR C	6	DUMITRESCU V	8	ORBEANU I	14	GUTOAIA A	15	TIBIRNA B	2:30
4	PETRISOR C	7	CORPODEAN V	8	ORBEANU I	9	IOAN D	15	TIBIRNA B	2:22
7	CORPODEAN V	8	ORBEANU I	9	IOAN D	12	POP A	15	TIBIRNA B	2:10
4	PETRISOR C	7	CORPODEAN V	13	TOROK R	14	GUTOAIA A	15	TIBIRNA B	2:06
4	PETRISOR C	5	ROSU A	7	CORPODEAN V	8	ORBEANU I	11	TOTH G	2:04
4	PETRISOR C	5	ROSU A	7	CORPODEAN V	11	TOTH G	13	TOROK R	1:38
7	CORPODEAN V	9	IOAN D	12	POP A	13	TOROK R	15	TIBIRNA B	1:37
7	CORPODEAN V	12	POP A	13	TOROK R	14	GUTOAIA A	15	TIBIRNA B	1:02
4	PETRISOR C	6	DUMITRESCU V	8	ORBEANU I	9	IOAN D	11	TOTH G	1:00
6	DUMITRESCU V	10	NEGOITescu V	12	POP A	14	GUTOAIA A	15	TIBIRNA B	0:20

Score development

4	PETRISOR C	7	CORPODEAN V	13	TOROK R	14	GUTOAIA A	15	TIBIRNA B	2:06	+2
4	PETRISOR C	6	DUMITRESCU V	11	TOTH G	13	TOROK R	14	GUTOAIA A	2:45	+2
6	DUMITRESCU V	10	NEGOITescu V	12	POP A	14	GUTOAIA A	15	TIBIRNA B	0:20	0
7	CORPODEAN V	9	IOAN D	12	POP A	13	TOROK R	15	TIBIRNA B	1:37	0
4	PETRISOR C	6	DUMITRESCU V	8	ORBEANU I	14	GUTOAIA A	15	TIBIRNA B	2:30	-1
4	PETRISOR C	6	DUMITRESCU V	8	ORBEANU I	11	TOTH G	14	GUTOAIA A	2:38	0
4	PETRISOR C	6	DUMITRESCU V	8	ORBEANU I	9	IOAN D	11	TOTH G	1:00	-2
4	PETRISOR C	5	ROSU A	7	CORPODEAN V	11	TOTH G	13	TOROK R	1:38	-2
4	PETRISOR C	5	ROSU A	7	CORPODEAN V	8	ORBEANU I	11	TOTH G	2:04	-2
4	PETRISOR C	5	ROSU A	7	CORPODEAN V	13	TOROK R	15	TIBIRNA B	3:06	-2
7	CORPODEAN V	11	TOTH G	12	POP A	13	TOROK R	14	GUTOAIA A	5:11	-2
4	PETRISOR C	7	CORPODEAN V	8	ORBEANU I	9	IOAN D	15	TIBIRNA B	2:22	-3
7	CORPODEAN V	12	POP A	13	TOROK R	14	GUTOAIA A	15	TIBIRNA B	1:02	-4
7	CORPODEAN V	8	ORBEANU I	9	IOAN D	12	POP A	15	TIBIRNA B	2:10	-5
4	PETRISOR C	6	DUMITRESCU V	10	NEGOITescu V	14	GUTOAIA A	15	TIBIRNA B	3:40	-5
4	PETRISOR C	6	DUMITRESCU V	13	TOROK R	14	GUTOAIA A	15	TIBIRNA B	3:10	-6
4	PETRISOR C	5	ROSU A	6	DUMITRESCU V	8	ORBEANU I	11	TOTH G	2:41	-7



Game No: 94

Lineup Analysis

Анализ

LTU

Lineup efficiency


4	VASILIAUSKAS S	6	PECIUKEVICIUS A	7	BENDZIUS E	13	BUTERLEVICIUS S	15	DRUNGILAS A	7:26
5	CIZAUSKAS V	8	JUSKEVICIUS A	10	LIPKEVICIUS V	11	KUPSAS M	12	ORELIK G	4:23
5	CIZAUSKAS V	8	JUSKEVICIUS A	10	LIPKEVICIUS V	12	ORELIK G	14	CEPUKAITIS V	3:56
5	CIZAUSKAS V	8	JUSKEVICIUS A	11	KUPSAS M	12	ORELIK G	13	BUTERLEVICIUS S	3:28
4	VASILIAUSKAS S	7	BENDZIUS E	8	JUSKEVICIUS A	13	BUTERLEVICIUS S	14	CEPUKAITIS V	3:10
6	PECIUKEVICIUS A	7	BENDZIUS E	10	LIPKEVICIUS V	13	BUTERLEVICIUS S	15	DRUNGILAS A	2:45
4	VASILIAUSKAS S	7	BENDZIUS E	10	LIPKEVICIUS V	13	BUTERLEVICIUS S	14	CEPUKAITIS V	2:22
5	CIZAUSKAS V	7	BENDZIUS E	8	JUSKEVICIUS A	13	BUTERLEVICIUS S	14	CEPUKAITIS V	2:17
4	VASILIAUSKAS S	7	BENDZIUS E	10	LIPKEVICIUS V	13	BUTERLEVICIUS S	15	DRUNGILAS A	2:07
4	VASILIAUSKAS S	6	PECIUKEVICIUS A	7	BENDZIUS E	10	LIPKEVICIUS V	11	KUPSAS M	2:06
4	VASILIAUSKAS S	8	JUSKEVICIUS A	10	LIPKEVICIUS V	12	ORELIK G	15	DRUNGILAS A	1:29
4	VASILIAUSKAS S	8	JUSKEVICIUS A	10	LIPKEVICIUS V	12	ORELIK G	14	CEPUKAITIS V	1:20
5	CIZAUSKAS V	7	BENDZIUS E	8	JUSKEVICIUS A	10	LIPKEVICIUS V	15	DRUNGILAS A	1:07
6	PECIUKEVICIUS A	7	BENDZIUS E	10	LIPKEVICIUS V	11	KUPSAS M	13	BUTERLEVICIUS S	0:58
5	CIZAUSKAS V	7	BENDZIUS E	8	JUSKEVICIUS A	10	LIPKEVICIUS V	11	KUPSAS M	0:44
5	CIZAUSKAS V	8	JUSKEVICIUS A	12	ORELIK G	13	BUTERLEVICIUS S	14	CEPUKAITIS V	0:22

Score development

4	VASILIAUSKAS S	6	PECIUKEVICIUS A	7	BENDZIUS E	13	BUTERLEVICIUS S	15	DRUNGILAS A	7:26	+10
4	VASILIAUSKAS S	6	PECIUKEVICIUS A	7	BENDZIUS E	10	LIPKEVICIUS V	11	KUPSAS M	2:06	+5
4	VASILIAUSKAS S	7	BENDZIUS E	8	JUSKEVICIUS A	13	BUTERLEVICIUS S	14	CEPUKAITIS V	3:10	+5
5	CIZAUSKAS V	8	JUSKEVICIUS A	11	KUPSAS M	12	ORELIK G	13	BUTERLEVICIUS S	3:28	+5
5	CIZAUSKAS V	7	BENDZIUS E	8	JUSKEVICIUS A	13	BUTERLEVICIUS S	14	CEPUKAITIS V	2:17	+4
5	CIZAUSKAS V	8	JUSKEVICIUS A	10	LIPKEVICIUS V	12	ORELIK G	14	CEPUKAITIS V	3:56	+4
5	CIZAUSKAS V	8	JUSKEVICIUS A	10	LIPKEVICIUS V	11	KUPSAS M	12	ORELIK G	4:23	+4
4	VASILIAUSKAS S	7	BENDZIUS E	10	LIPKEVICIUS V	13	BUTERLEVICIUS S	14	CEPUKAITIS V	2:22	+3
5	CIZAUSKAS V	7	BENDZIUS E	8	JUSKEVICIUS A	10	LIPKEVICIUS V	11	KUPSAS M	0:44	+2
4	VASILIAUSKAS S	8	JUSKEVICIUS A	10	LIPKEVICIUS V	12	ORELIK G	15	DRUNGILAS A	1:29	+2
4	VASILIAUSKAS S	7	BENDZIUS E	10	LIPKEVICIUS V	13	BUTERLEVICIUS S	15	DRUNGILAS A	2:07	+2
4	VASILIAUSKAS S	8	JUSKEVICIUS A	10	LIPKEVICIUS V	12	ORELIK G	14	CEPUKAITIS V	1:20	0
5	CIZAUSKAS V	8	JUSKEVICIUS A	12	ORELIK G	13	BUTERLEVICIUS S	14	CEPUKAITIS V	0:22	-2
5	CIZAUSKAS V	7	BENDZIUS E	8	JUSKEVICIUS A	10	LIPKEVICIUS V	15	DRUNGILAS A	1:07	-2
6	PECIUKEVICIUS A	7	BENDZIUS E	10	LIPKEVICIUS V	13	BUTERLEVICIUS S	15	DRUNGILAS A	2:45	-2
6	PECIUKEVICIUS A	7	BENDZIUS E	10	LIPKEVICIUS V	11	KUPSAS M	13	BUTERLEVICIUS S	0:58	-4

LEGEND

+ Shot Made - Shot Missed

Timing and Results provided by  TISSOT



Game No: 91

Start List

Стартовый список

GER vs MEX

Referee: OLIVEROS HENRIQUEZ Rodrigo Miguel (CHI)

Umpire: SHORT Thomas (USA) / ALBLOUSHI Hussain (UAE)

GER - Germany

No.	Name	Pos	Height m / ft in	Age	Current Games Statistics						
					PPG	FG%	3FG%	FT%	RPG	APG	MPG (GP)
4	CANTY Anthony	G	1.83/6'0"	22	8.6	35	15	95	1.6	2.1	20:14 (7)
5	JOENKE Till-Joscha	G	1.89/6'2"	21	4.3	37	50	64	2.7	0.7	17:00 (7)
6	KOCH Florian	F	1.97/6'6"	21	6.5	63	40		2.5	0.5	11:03 (4)
7	KLEIN Konstantin	G	1.87/6'2"	22	10.7	48	48	81	2.6	2.4	22:09 (7)
8	SCHMIDT Stefan	C	2.04/6'8"	24	7.9	49		74	5.4	1.1	20:43 (7)
9	MOENNINGHOFF Mathis	G	2.00/6'7"	21	9.4	37	32	83	2.3	1.6	22:54 (7)
10	KRAMER Dennis	F	2.08/6'10"	21	5.6	50	9	100	2.4	1.1	11:34 (7)
11	ZEIS Peter	F	1.97/6'6"	24	4.0	32	25	78	2.3	0.4	16:47 (7)
12	WENDT Ole	G	1.90/6'3"	20	4.3	24	13	36	3.9	2.4	19:56 (7)
13	WOHLFARTH-BOTTERMANN Jonas	C	2.07/6'9"	23	13.6	63		48	7.7	0.9	22:34 (7)
14	VOIGTMANN Johannes	C	2.08/6'10"	20	9.4	57	0	59	7.0	1.7	17:06 (7)
15	ZIEGENHAGEN Malte	G	1.93/6'4"	22	1.0	25	0	0	1.7	1.5	6:48 (6)
Team			1.97/6'6"	21.8	82.3	44	26	68	45.9	16.1	
Coach		STOLZ Olaf									
Assistant Coach		BAUER Robert									

GER Played		
PR	EST	59 - 65
PR	UKR	78 - 58
PR	OMA	123 - 32
PR	KOR	93 - 69
PR	RUS	52 - 80
Q9	MGL	101 - 68
S9	USA	70 - 92


MEX - Mexico

No.	Name	Pos	Height m / ft in	Age	Current Games Statistics						
					PPG	FG%	3FG%	FT%	RPG	APG	MPG (GP)
4	JAIMES Fabian		1.98/6'6"	20	12.5	61	0	70	8.7	1.2	28:24 (6)
5	CALATAYUD Ricardo	G	1.82/6'0"	21	11.5	40	31	71	2.8	2.5	23:43 (6)
6	GARAY Alejandro	F	1.96/6'5"	20	4.0	35	25	50	0.8	0.6	10:48 (5)
7	CHEDA Mauricio	F	1.97/6'6"	23	3.7	41	33	60	1.5	1.5	10:14 (6)
8	NOLASCO Israel	C	2.07/6'9"	23	5.0	52		25	4.2	0.2	14:02 (6)
9	RAMIREZ Juan		1.95/6'5"	22	7.8	39	18	90	2.2	2.2	26:08 (6)
10	SANTANA Pablo		1.83/6'0"	22	3.8	39	0	50	2.2	3.2	14:55 (6)
11	GRACIA Ivan	G	1.79/5'10"	24	2.7	38	27	50	0.7	1.0	8:57 (6)
12	GIRON Daniel		1.91/6'3"	23	5.2	55	14	33	3.2	1.4	14:42 (5)
13	BENITEZ Fernando		2.04/6'8"	24	12.8	59		50	5.7	0.5	21:11 (6)
14	GUTIERREZ Jose		2.06/6'9"	20	3.8	50		38	3.8	0.5	7:51 (6)
15	FELIX Jesus		1.94/6'4"	22	7.7	37	37	55	2.0	1.5	23:17 (6)
Team			1.94/6'4"	22.0	70.6	47	27	58	35.6	13.6	
Coach		CENICEROS Javier									
Assistant Coach		SANTOS Hector									

MEX Played		
PR	JPN	83 - 71
PR	MGL	108 - 54
PR	SRB	48 - 100
PR	ROU	67 - 76
PR	PHI	20 - 0
Q9	KOR	98 - 70
S9	FIN	70 - 82

LEGEND

(1)	Point Guard	(2)	Shooting Guard	(3)	Small Forward	(4)	Power Forward	(5)	Centre
(C)	Captain	3FG%	3 Points Field Goals %	APG	Assists per Game	C	Centre	F	Forward
FG%	Field Goals %	FT%	Free Throws %	G	Guard	GP	Games Played	MPG	Minutes Played per Game
Pos	Playing Position	PPG	Points per Game	PR	Preliminary Round	RPG	Rebounds per Game		

Timing and Results provided by  TISSOT



Game No: 91

Results
Результаты

Attendance: 497

Match Duration: 1:37

GER 64 vs 71 MEX
(18:20, 16:11, 16:30, 14:10)

Referee: OLIVEROS HENRIQUEZ Rodrigo Miguel (CHI) Commissioner:
Umpire: SHORT Thomas (USA) / ALBLOUSHI Hussain (UAE)

		Q1		Q2		Q3		Q4	
Scoring by 5 min intervals:	GER	9	18	25	34	41	50	55	64
	MEX	9	20	24	31	52	61	71	71

GER - Germany

No.	Name	MIN	Field Goals		2 Points		3 Points		Free Throws		Rebounds			AS	TO	ST	BS	PF	FD	PTS
			M/A	%	M/A	%	M/A	%	M/A	%	OR	DR	TOT							
4	CANTY Anthony	0:00	0/0	0	0/0	0	0/0	0	0/0	0	0	0	0	0	0	0	0	0	0	0
5	JOENKE Till-Joscha	18:47	1/2	50	1/2	50	0/0	0	0/4	0	1	1	2	1	6	1	0	3	2	2
6	KOCH Florian	12:39	4/7	57	3/5	60	1/2	50	3/4	75	1	0	1	0	3	1	0	2	2	12
7	KLEIN Konstantin	0:00	0/0	0	0/0	0	0/0	0	0/0	0	0	0	0	0	0	0	0	0	0	0
*8	SCHMIDT Stefan	27:17	1/5	20	1/5	20	0/0	0	2/2	100	3	6	9	2	3	3	2	4	2	4
*9	MOENNINGHOFF Mathis	31:28	4/9	44	3/4	75	1/5	20	0/0	0	0	3	3	0	2	1	0	2	0	9
10	KRAMER Dennis	5:48	0/3	0	0/2	0	0/1	0	0/0	0	0	1	1	0	1	0	1	1	0	0
*11	ZEIS Peter	11:33	0/1	0	0/0	0	0/1	0	0/0	0	0	1	1	0	1	0	0	0	0	0
*12	WENDT Ole	35:24	4/14	29	2/8	25	2/6	33	6/8	75	1	5	6	1	4	3	0	3	9	16
*13	WOHLFARTH-BOTTERMANN Jonas	26:16	5/7	71	5/7	71	0/0	0	3/7	43	3	5	8	0	1	1	1	4	8	13
14	VOIGTMANN Johannes	20:39	2/3	67	2/3	67	0/0	0	2/2	100	1	2	3	0	0	0	0	1	3	6
15	ZIEGENHAGEN Malte	10:09	1/3	33	1/2	50	0/1	0	0/1	0	0	0	0	0	3	0	0	1	1	2
Team / Coach											0	2	2		0					
Totals			22/54	41	18/38	47	4/16	25	16/28	57	10	26	36	4	24	10	4	21	27	64
Coach		STOLZ Olaf																		
Assistant Coach		BAUER Robert																		

MEX - Mexico

No.	Name	MIN	Field Goals		2 Points		3 Points		Free Throws		Rebounds			AS	TO	ST	BS	PF	FD	PTS
			M/A	%	M/A	%	M/A	%	M/A	%	OR	DR	TOT							
*4	JAIMES Fabian	31:29	2/4	50	2/4	50	0/0	0	1/2	50	1	10	11	1	3	4	0	4	1	5
*5	CALATAYUD Ricardo	29:49	6/16	38	4/9	44	2/7	29	1/4	25	1	5	6	2	4	1	1	3	8	15
6	GARAY Alejandro	4:25	0/2	0	0/0	0	0/2	0	0/0	0	0	1	1	0	1	0	0	2	0	0
7	CHEDA Mauricio	3:57	0/1	0	0/1	0	0/0	0	0/0	0	1	0	1	0	2	0	0	2	0	0
*8	NOLASCO Israel	16:48	0/2	0	0/2	0	0/0	0	1/2	50	1	1	2	0	1	1	0	3	1	1
*9	RAMIREZ Juan	38:01	7/14	50	6/8	75	1/6	17	2/2	100	1	0	1	3	2	4	0	1	1	17
10	SANTANA Pablo	10:11	2/7	29	2/4	50	0/3	0	0/0	0	1	1	2	0	1	0	0	1	0	4
11	GRACIA Ivan	0:00	0/0	0	0/0	0	0/0	0	0/0	0	0	0	0	0	0	0	0	0	0	0
12	GIRON Daniel	11:06	1/4	25	1/2	50	0/2	0	0/0	0	1	0	1	1	2	0	0	1	2	2
13	BENITEZ Fernando	22:03	3/6	50	3/6	50	0/0	0	6/8	75	3	1	4	2	2	1	0	4	5	12
14	GUTIERREZ Jose	5:43	1/1	100	1/1	100	0/0	0	0/0	0	1	1	2	0	0	1	0	3	0	2
*15	FELIX Jesus	26:28	5/10	50	4/7	57	1/3	33	2/4	50	2	4	6	2	2	2	0	3	2	13
Team / Coach											1	3	4		1					
Totals			27/67	40	23/44	52	4/23	17	13/22	59	14	27	41	11	21	14	1	27	20	71
Coach		CENICEROS Javier																		
Assistant Coach		SANTOS Hector																		

	GER	MEX
Points from Turnovers	10	17
Points in the Paint	28	32
Second Chance Points	4	11
Fast Break Points	0	2

	GER	MEX
Biggest Lead	5	16
Biggest Scoring Run	9-0 (25-20)	10-0 (34-41)
Lead Changes	12	
Times Tied	5	

LEGEND			
%	Shooting Percentage	(C)	Captain
BS	Blocked Shots	DR	Defensive Rebounds
OR	Offensive Rebounds	OTx	Overtime
S	Suspended	ST	Steals
(I)	Injured	FD	Fouls Drawn
*	Starters	PF	Fouls
M/A	Made / Attempts	TO	Turnovers
PTS	Points	TOT	Total Rebounds
AS	Assists	MIN	Minutes Played
Qx	Quarter Time		

Timing and Results provided by TISSOT



Game No: 91

Shot Chart
Схема бросков

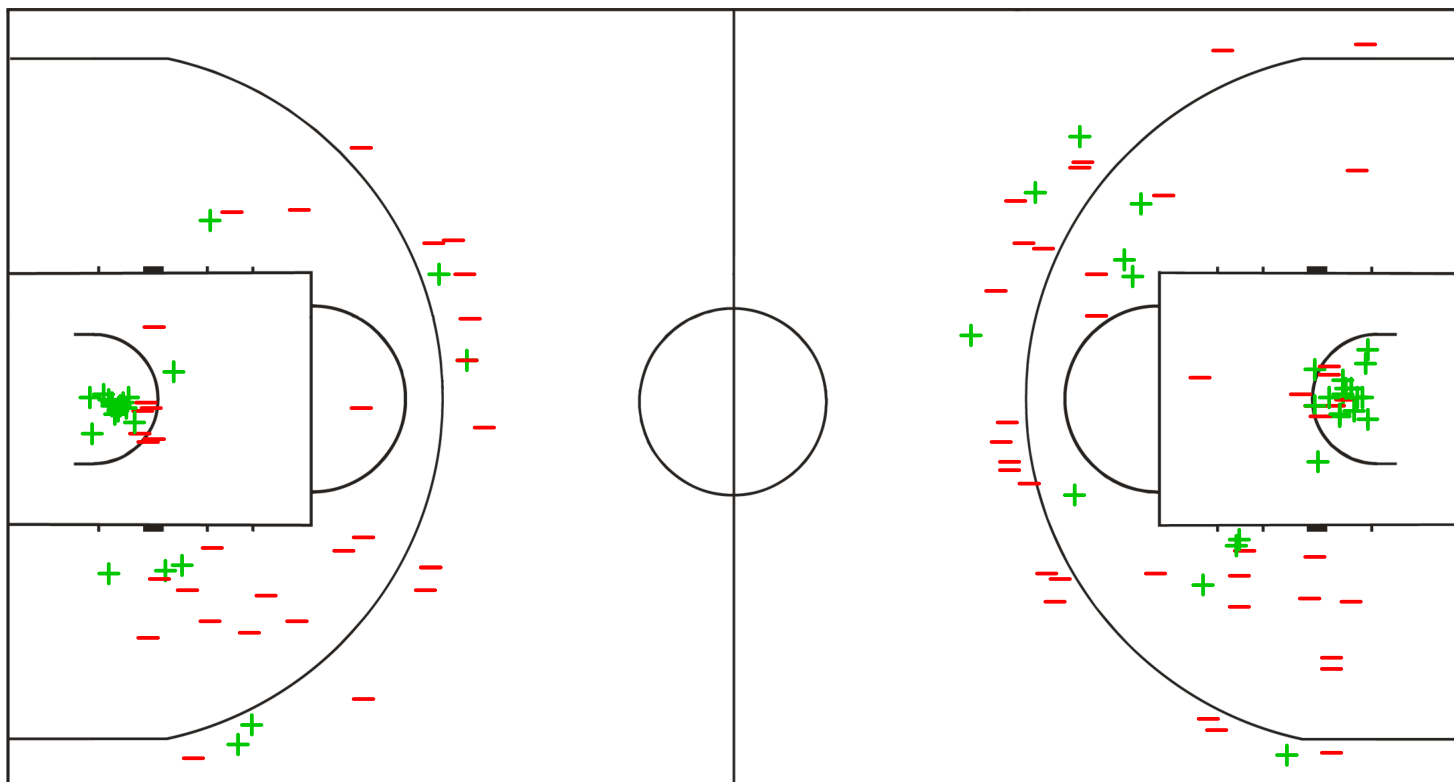
GER 64 vs 71 MEX
(18 - 20, 16 - 11, 16 - 30, 14 - 10)

Scoring by 5 min intervals:

	Q1		Q2		Q3		Q4	
GER	9	18	25	34	41	50	55	64
MEX	9	20	24	31	52	61	71	71

GER - Germany

MEX - Mexico



LEGEND

+ Shot Made

- Shot Missed

Timing and Results provided by **TISSOT**



Game No: 91

Shot Chart

Схема бросков

GER 64 vs 71 MEX

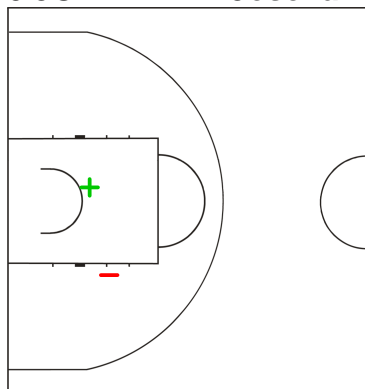
(18 - 20, 16 - 11, 16 - 30, 14 - 10)

Scoring by 5 min intervals:

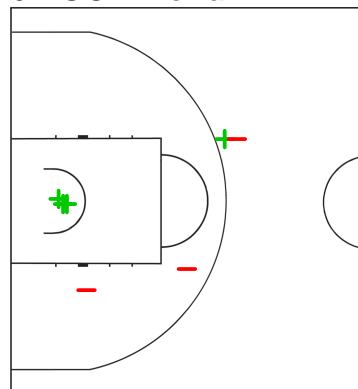
	Q1		Q2		Q3		Q4	
GER	9	18	25	34	41	50	55	64
MEX	9	20	24	31	52	61	71	71

GER - Germany

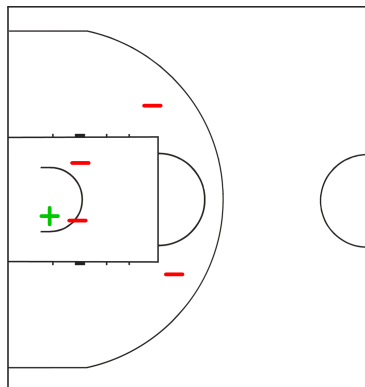
5 JOENKE Till-Joscha



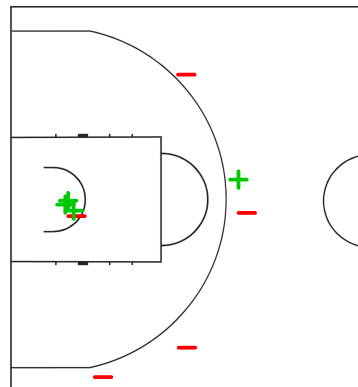
6 KOCH Florian



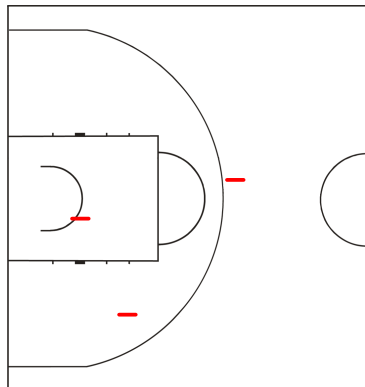
8 SCHMIDT Stefan



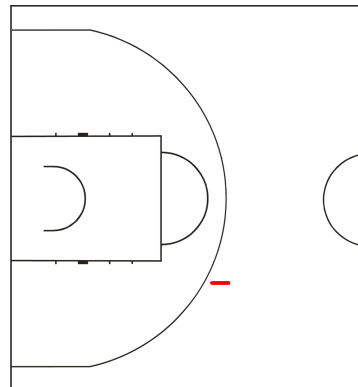
9 MOENNINGHOFF Mathis



10 KRAMER Dennis



11 ZEIS Peter



LEGEND

+ Shot Made

-

Shot Missed

Timing and Results provided by TISSOT



Game No: 91

Shot Chart
Схема бросков

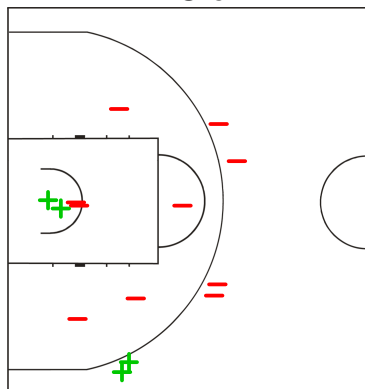
GER 64 vs 71 MEX
(18 - 20, 16 - 11, 16 - 30, 14 - 10)

Scoring by 5 min intervals:

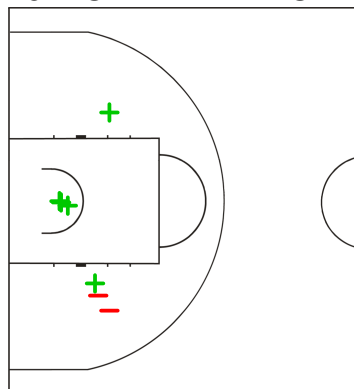
	Q1		Q2		Q3		Q4	
GER	9	18	25	34	41	50	55	64
MEX	9	20	24	31	52	61	71	71

GER - Germany

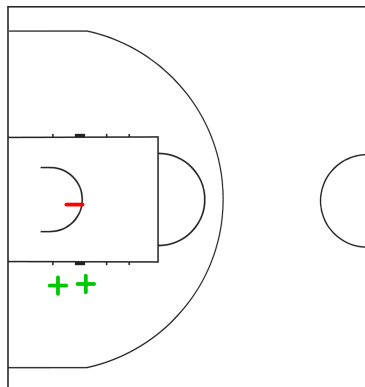
12 WENDT Ole



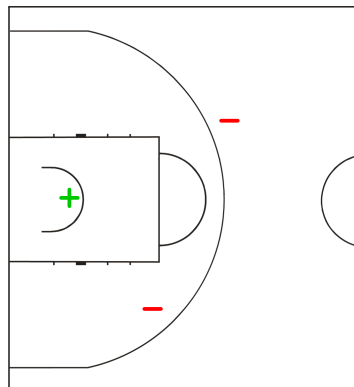
13 WOHLFARTH-BOTTERMANN Jonas



14 VOIGTMANN Johannes



15 ZIEGENHAGEN Malte



LEGEND

+ Shot Made

- Shot Missed

Timing and Results provided by **TISSOT**



Game No: 91

Shot Chart
Схема бросков

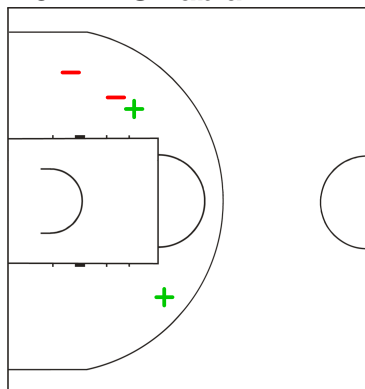
GER 64 vs 71 MEX
(18 - 20, 16 - 11, 16 - 30, 14 - 10)

Scoring by 5 min intervals:

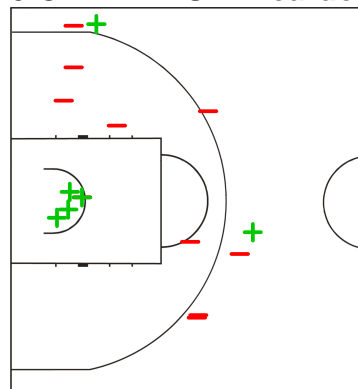
	Q1		Q2		Q3		Q4	
GER	9	18	25	34	41	50	55	64
MEX	9	20	24	31	52	61	71	71

MEX - Mexico

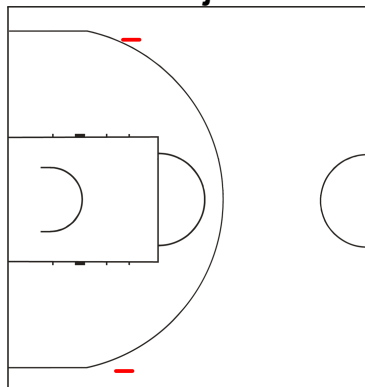
4 JAIMES Fabian



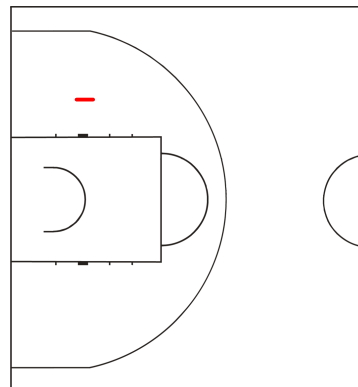
5 CALATAYUD Ricardo



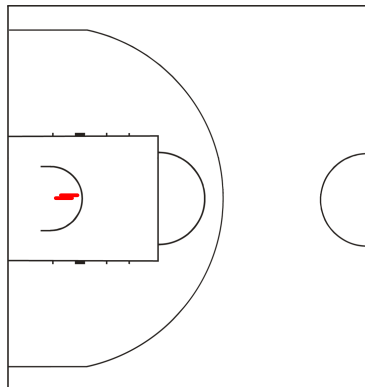
6 GARAY Alejandro



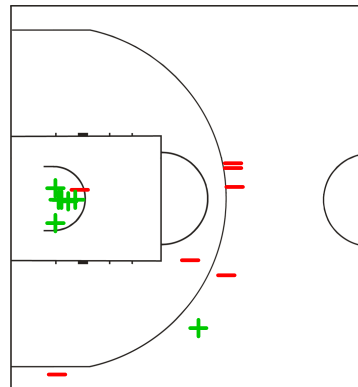
7 CHEDA Mauricio



8 NOLASCO Israel



9 RAMIREZ Juan



LEGEND

+ Shot Made

-

Shot Missed

Timing and Results provided by TISSOT



Game No: 91

Shot Chart
Схема бросков

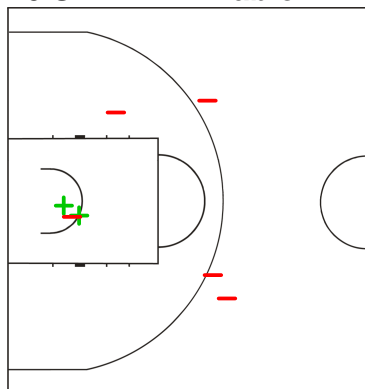
GER 64 vs 71 MEX
(18 - 20, 16 - 11, 16 - 30, 14 - 10)

Scoring by 5 min intervals:

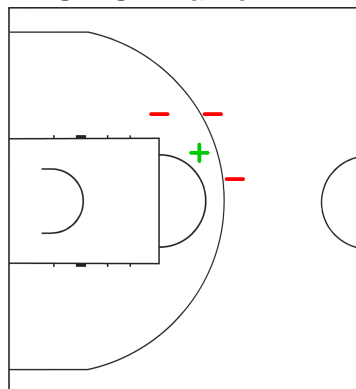
	Q1		Q2		Q3		Q4	
GER	9	18	25	34	41	50	55	64
MEX	9	20	24	31	52	61	71	71

MEX - Mexico

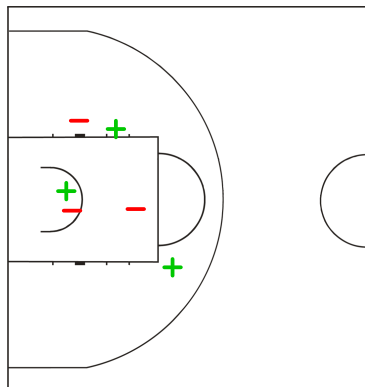
10 SANTANA Pablo



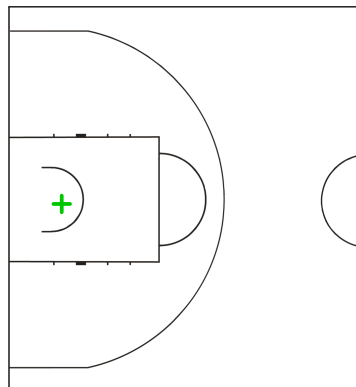
12 GIRON Daniel



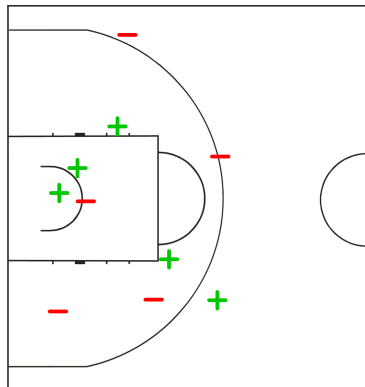
13 BENITEZ Fernando



14 GUTIERREZ Jose



15 FELIX Jesus



LEGEND

+ Shot Made

- Shot Missed

Timing and Results provided by **TISSOT**



Game No: 91

Lineup Analysis

Анализ

GER 64 vs 71 MEX

GER

Lineup efficiency

8	SCHMIDT S	9	MOENNINGHOFF M	11	ZEIS P	12	WENDT O	13	WOHLFARTH-BOTTERMA	7:00
5	JOENKE T	6	KOCH F	8	SCHMIDT S	12	WENDT O	13	WOHLFARTH-BOTTERMA	5:12
9	MOENNINGHOFF M	11	ZEIS P	12	WENDT O	13	WOHLFARTH-BOTTERMA	14	VOIGTMANN J	4:33
6	KOCH F	8	SCHMIDT S	9	MOENNINGHOFF M	12	WENDT O	13	WOHLFARTH-BOTTERMA	3:33
8	SCHMIDT S	9	MOENNINGHOFF M	12	WENDT O	14	VOIGTMANN J	15	ZIEGENHAGEN M	2:48
5	JOENKE T	9	MOENNINGHOFF M	12	WENDT O	13	WOHLFARTH-BOTTERMA	14	VOIGTMANN J	2:22
5	JOENKE T	8	SCHMIDT S	9	MOENNINGHOFF M	14	VOIGTMANN J	15	ZIEGENHAGEN M	2:20
9	MOENNINGHOFF M	10	KRAMER D	12	WENDT O	14	VOIGTMANN J	15	ZIEGENHAGEN M	1:59
5	JOENKE T	8	SCHMIDT S	9	MOENNINGHOFF M	12	WENDT O	14	VOIGTMANN J	1:54
5	JOENKE T	10	KRAMER D	12	WENDT O	14	VOIGTMANN J	15	ZIEGENHAGEN M	1:42
5	JOENKE T	6	KOCH F	10	KRAMER D	12	WENDT O	14	VOIGTMANN J	1:38
5	JOENKE T	8	SCHMIDT S	9	MOENNINGHOFF M	12	WENDT O	13	WOHLFARTH-BOTTERMA	1:23
8	SCHMIDT S	9	MOENNINGHOFF M	12	WENDT O	13	WOHLFARTH-BOTTERMA	15	ZIEGENHAGEN M	1:20
5	JOENKE T	6	KOCH F	8	SCHMIDT S	9	MOENNINGHOFF M	14	VOIGTMANN J	0:54
5	JOENKE T	6	KOCH F	8	SCHMIDT S	9	MOENNINGHOFF M	13	WOHLFARTH-BOTTERMA	0:53
5	JOENKE T	6	KOCH F	9	MOENNINGHOFF M	10	KRAMER D	14	VOIGTMANN J	0:29

Score development

9	MOENNINGHOFF M	10	KRAMER D	12	WENDT O	14	VOIGTMANN J	15	ZIEGENHAGEN M	1:59	+7
6	KOCH F	8	SCHMIDT S	9	MOENNINGHOFF M	12	WENDT O	13	WOHLFARTH-BOTTERMA	3:33	+5
5	JOENKE T	6	KOCH F	10	KRAMER D	12	WENDT O	14	VOIGTMANN J	1:38	+3
5	JOENKE T	8	SCHMIDT S	9	MOENNINGHOFF M	12	WENDT O	14	VOIGTMANN J	1:54	+3
5	JOENKE T	9	MOENNINGHOFF M	12	WENDT O	13	WOHLFARTH-BOTTERMA	14	VOIGTMANN J	2:22	+2
8	SCHMIDT S	9	MOENNINGHOFF M	11	ZEIS P	12	WENDT O	13	WOHLFARTH-BOTTERMA	7:00	+2
5	JOENKE T	6	KOCH F	8	SCHMIDT S	9	MOENNINGHOFF M	14	VOIGTMANN J	0:54	+1
5	JOENKE T	6	KOCH F	8	SCHMIDT S	12	WENDT O	13	WOHLFARTH-BOTTERMA	5:12	+1
5	JOENKE T	8	SCHMIDT S	9	MOENNINGHOFF M	12	WENDT O	13	WOHLFARTH-BOTTERMA	1:23	-1
5	JOENKE T	10	KRAMER D	12	WENDT O	14	VOIGTMANN J	15	ZIEGENHAGEN M	1:42	0
5	JOENKE T	6	KOCH F	8	SCHMIDT S	9	MOENNINGHOFF M	13	WOHLFARTH-BOTTERMA	0:53	-2
8	SCHMIDT S	9	MOENNINGHOFF M	12	WENDT O	13	WOHLFARTH-BOTTERMA	15	ZIEGENHAGEN M	1:20	-2
5	JOENKE T	6	KOCH F	9	MOENNINGHOFF M	10	KRAMER D	14	VOIGTMANN J	0:29	-4
8	SCHMIDT S	9	MOENNINGHOFF M	12	WENDT O	14	VOIGTMANN J	15	ZIEGENHAGEN M	2:48	-5
5	JOENKE T	8	SCHMIDT S	9	MOENNINGHOFF M	14	VOIGTMANN J	15	ZIEGENHAGEN M	2:20	-6
9	MOENNINGHOFF M	11	ZEIS P	12	WENDT O	13	WOHLFARTH-BOTTERMA	14	VOIGTMANN J	4:33	-11



Game No: 91

Lineup Analysis

Анализ

MEX

Lineup efficiency


4	JAIMES F	5	CALATAYUD R	9	RAMIREZ J	13	BENITEZ F	15	FELIX J	11:43
4	JAIMES F	5	CALATAYUD R	8	NOLASCO I	9	RAMIREZ J	15	FELIX J	6:46
4	JAIMES F	5	CALATAYUD R	9	RAMIREZ J	12	GIRON D	13	BENITEZ F	3:07
8	NOLASCO I	9	RAMIREZ J	10	SANTANA P	12	GIRON D	14	GUTIERREZ J	2:55
4	JAIMES F	5	CALATAYUD R	8	NOLASCO I	9	RAMIREZ J	12	GIRON D	2:49
5	CALATAYUD R	7	CHEDA M	9	RAMIREZ J	13	BENITEZ F	15	FELIX J	2:48
4	JAIMES F	8	NOLASCO I	9	RAMIREZ J	10	SANTANA P	15	FELIX J	2:39
4	JAIMES F	6	GARAY A	9	RAMIREZ J	10	SANTANA P	13	BENITEZ F	2:26
4	JAIMES F	6	GARAY A	10	SANTANA P	13	BENITEZ F	15	FELIX J	1:38
5	CALATAYUD R	7	CHEDA M	9	RAMIREZ J	12	GIRON D	14	GUTIERREZ J	1:09
5	CALATAYUD R	8	NOLASCO I	9	RAMIREZ J	12	GIRON D	14	GUTIERREZ J	1:06
8	NOLASCO I	9	RAMIREZ J	10	SANTANA P	14	GUTIERREZ J	15	FELIX J	0:33
4	JAIMES F	5	CALATAYUD R	6	GARAY A	13	BENITEZ F	15	FELIX J	0:21

Score development

4	JAIMES F	5	CALATAYUD R	9	RAMIREZ J	13	BENITEZ F	15	FELIX J	11:43	+14
5	CALATAYUD R	7	CHEDA M	9	RAMIREZ J	13	BENITEZ F	15	FELIX J	2:48	+5
8	NOLASCO I	9	RAMIREZ J	10	SANTANA P	12	GIRON D	14	GUTIERREZ J	2:55	+3
4	JAIMES F	8	NOLASCO I	9	RAMIREZ J	10	SANTANA P	15	FELIX J	2:39	+2
5	CALATAYUD R	8	NOLASCO I	9	RAMIREZ J	12	GIRON D	14	GUTIERREZ J	1:06	0
4	JAIMES F	5	CALATAYUD R	8	NOLASCO I	9	RAMIREZ J	12	GIRON D	2:49	-1
4	JAIMES F	5	CALATAYUD R	8	NOLASCO I	9	RAMIREZ J	15	FELIX J	6:46	0
4	JAIMES F	5	CALATAYUD R	6	GARAY A	13	BENITEZ F	15	FELIX J	0:21	-2
8	NOLASCO I	9	RAMIREZ J	10	SANTANA P	14	GUTIERREZ J	15	FELIX J	0:33	-2
5	CALATAYUD R	7	CHEDA M	9	RAMIREZ J	12	GIRON D	14	GUTIERREZ J	1:09	-2
4	JAIMES F	6	GARAY A	9	RAMIREZ J	10	SANTANA P	13	BENITEZ F	2:26	-2
4	JAIMES F	5	CALATAYUD R	9	RAMIREZ J	12	GIRON D	13	BENITEZ F	3:07	-4
4	JAIMES F	6	GARAY A	10	SANTANA P	13	BENITEZ F	15	FELIX J	1:38	-5

LEGEND

+ Shot Made - Shot Missed

Timing and Results provided by  TISSOT



Game No: 92

Start List

Стартовый список

USA vs FIN

Referee: KUCERA Stanislav (CZE)

Umpire: PEDIEV Volodymyr (UKR) / ARISAWA Shigeyuki (JPN)

USA - United States

No.	Name	Pos	Height m / ft in	Age	Current Games Statistics						
					PPG	FG%	3FG%	FT%	RPG	APG	MPG (GP)
4	FERRELL Kevin	G	/	20	10.1	35	26	73	3.3	4.6	19:18 (7)
5	SHEEHEY William	F	/	21	9.3	55	63	67	3.4	1.4	16:37 (7)
6	HAWS Tyler	G	/	22	3.7	33	0	73	2.7	0.3	10:33 (6)
7	HANCOCK Luke	F	/	23	11.9	47	43	81	3.1	1.7	19:48 (7)
8	DINWIDDIE Spencer	G	/	20	8.1	50	42	60	3.0	6.0	22:56 (7)
9	KILPATRICK Sean	G	/	23	7.6	32	30	86	2.0	1.4	17:24 (7)
10	GRAHAM Treveon	F	/	19	9.4	52	23	71	6.8	2.4	22:51 (5)
11	MCDERMOTT Douglas	F	/	21	16.1	46	42	89	5.7	1.4	24:13 (7)
12	JEFFERSON Cory	C	/	22	11.0	69	100	67	9.7	0.1	22:40 (7)
13	WHITE Aaron	C	/	20	5.3	56	33	60	2.7	0.4	14:43 (7)
14	PAYNE Adreian	F	/	22	4.0	38	0	67	3.7	0.9	9:46 (7)
15	KIRK Alex	C	/	21	3.0	70		67	4.7	0.3	8:20 (6)
Team			/	21.2	95.9	47	35	73	51.3	20.3	
Coach		MCKILLOP Robert									
Assistant Coach		MARTIN Frank					BEILEIN John				

USA Played		
PR	UAE	140 - 46
PR	CZE	96 - 53
PR	SWE	83 - 65
PR	AUS	84 - 93
PR	CAN	85 - 94
Q9	NOR	91 - 51
S9	GER	92 - 70


FIN - Finland

No.	Name	Pos	Height m / ft in	Age	Current Games Statistics						
					PPG	FG%	3FG%	FT%	RPG	APG	MPG (GP)
4	NIEMI Jesse	F	1.94/6'4"	23	6.6	44	27	60	3.6	0.4	20:26 (7)
5	SANDBERG Mikael	C	2.10/6'11"	22	4.0	38	22	25	6.1	1.3	19:42 (7)
6	OJALA Matias	F	1.97/6'6"	23	3.6	36	45	67	1.6	0.4	8:06 (7)
7	NUUTINEN Matti	F	2.00/6'7"	23	0.0				0.0	0.0	0:00 (0)
8	MOLENIUS Markus	F	2.02/6'8"	21	4.7	31	33	75	2.1	0.0	12:54 (7)
9	IKAVALKO Sami	F	1.87/6'2"	23	2.6	38	43	83	1.3	0.9	10:04 (7)
10	LINDBOM Carl	F	2.06/6'9"	21	11.9	38	45	64	4.0	0.6	23:04 (7)
11	LEHTORANTA Juho	F	1.95/6'5"	24	7.4	44	35	83	3.3	1.4	19:47 (7)
12	TOIVONEN Lauri	C	2.00/6'7"	22	4.9	48		55	4.7	0.4	16:25 (7)
13	VAENERBERG Alex	F	1.82/6'0"	20	2.4	35	13	0	1.4	1.7	13:14 (7)
14	AHONEN Roope	F	1.84/6'0"	23	12.4	43	33	100	2.4	3.4	27:51 (7)
15	NIKKARINEN Antto	F	1.83/6'0"	22	9.9	38	36	44	1.7	4.9	28:22 (7)
Team			1.95/6'5"	22.3	70.3	40	35	64	35.7	15.4	

FIN Played		
PR	CHI	71 - 52
PR	BRA	65 - 75
PR	NOR	60 - 55
PR	CHN	93 - 64
PR	LTU	51 - 70
Q9	CZE	70 - 52
S9	MEX	82 - 70

LEGEND

(1)	Point Guard	(2)	Shooting Guard	(3)	Small Forward	(4)	Power Forward	(5)	Centre
(C)	Captain	3FG%	3 Points Field Goals %	APG	Assists per Game	C	Centre	F	Forward
FG%	Field Goals %	FT%	Free Throws %	G	Guard	GP	Games Played	MPG	Minutes Played per Game
Pos	Playing Position	PPG	Points per Game	PR	Preliminary Round	RPG	Rebounds per Game		

Timing and Results provided by  TISSOT



Game No: 92

Results

Результаты

Match Duration: 1:31

USA 97 vs 70 FIN

(25:20, 27:6, 20:18, 25:26)

Referee: KUCERA Stanislav (CZE)

Commissioner:

Umpire: PEDIEV Volodymyr (UKR) / ARISAWA Shigeyuki (JPN)

Scoring by 5 min intervals:	USA	Q1		Q2		Q3		Q4	
		6	25	41	52	63	72	86	97
	FIN	10	20	26	26	37	44	59	70

USA - United States

No.	Name	MIN	Field Goals		2 Points		3 Points		Free Throws		Rebounds			AS	TO	ST	BS	PF	FD	PTS
			M/A	%	M/A	%	M/A	%	M/A	%	OR	DR	TOT							
4	FERRELL Kevin	20:04	3/6	50	0/2	0	3/4	75	2/2	100	0	1	1	3	3	1	0	1	3	11
*5	SHEEHEY William	20:41	9/12	75	7/9	78	2/3	67	0/2	0	0	4	4	0	0	2	0	2	1	20
6	HAWS Tyler	19:35	4/7	57	3/5	60	1/2	50	1/1	100	1	4	5	2	1	1	0	1	1	10
*7	HANCOCK Luke	19:59	1/6	17	1/5	20	0/1	0	1/1	100	1	1	2	5	0	2	0	1	4	3
*8	DINWIDDIE Spencer	18:14	2/4	50	1/2	50	1/2	50	1/1	100	0	0	0	2	2	1	2	3	1	6
9	KILPATRICK Sean	21:27	2/6	33	1/3	33	1/3	33	2/2	100	0	2	2	2	1	2	0	1	1	7
10	GRAHAM Treveon	0:00	0/0	0	0/0	0	0/0	0	0/0	0	0	0	0	0	0	0	0	0	0	0
*11	MCDERMOTT Douglas	19:49	0/5	0	0/3	0	0/2	0	0/0	0	1	4	5	2	1	0	0	0	0	0
*12	JEFFERSON Cory	15:07	2/4	50	2/4	50	0/0	0	3/4	75	2	2	4	1	0	1	0	0	2	7
13	WHITE Aaron	20:11	4/8	50	4/7	57	0/1	0	4/7	57	6	4	10	1	0	1	0	0	4	12
14	PAYNE Adreian	16:06	6/9	67	5/6	83	1/3	33	0/0	0	1	3	4	0	1	1	2	0	0	13
15	KIRK Alex	8:47	4/7	57	4/7	57	0/0	0	0/0	0	2	2	4	1	1	0	0	1	1	8
Team / Coach											2	1	3							
Totals			37/74	50	28/53	53	9/21	43	14/20	70	16	28	44	19	10	12	4	10	18	97
Coach		MCKILLOP Robert																		
Assistant Coach		MARTIN Frank						BEILEIN John												

FIN - Finland

No.	Name	MIN	Field Goals		2 Points		3 Points		Free Throws		Rebounds			AS	TO	ST	BS	PF	FD	PTS
			M/A	%	M/A	%	M/A	%	M/A	%	OR	DR	TOT							
*4	NIEMI Jesse	23:47	2/6	33	1/3	33	1/3	33	3/3	100	2	5	7	0	1	1	0	0	1	8
*5	SANDBERG Mikael	21:07	1/4	25	1/3	33	0/1	0	2/2	100	1	3	4	1	3	1	0	3	2	4
6	OJALA Matias	11:51	3/4	75	2/2	100	1/2	50	0/0	0	2	3	5	0	0	1	0	2	0	7
7	NUUTINEN Matti	0:00	0/0	0	0/0	0	0/0	0	0/0	0	0	0	0	0	0	0	0	0	0	0
8	MOLENIUS Markus	11:10	2/5	40	1/2	50	1/3	33	0/0	0	0	2	2	0	0	0	1	1	0	5
9	IKAVALKO Sami	4:13	0/1	0	0/0	0	0/1	0	0/0	0	0	1	1	0	0	0	0	0	1	0
*10	LINDBOM Carl	26:15	6/15	40	3/8	38	3/7	43	3/3	100	1	1	2	1	0	0	1	2	3	18
11	LEHTORANTA Juh	17:17	1/2	50	0/0	0	1/2	50	0/0	0	1	3	4	1	1	1	0	1	0	3
12	TOIVONEN Lauri	8:33	2/3	67	2/3	67	0/0	0	0/0	0	0	1	1	0	1	0	0	5	0	4
13	VAENERBERG Alex	16:19	1/3	33	1/2	50	0/1	0	0/0	0	0	1	1	2	2	0	0	2	0	2
*14	AHONEN Roope	28:19	4/11	36	3/6	50	1/5	20	0/0	0	1	0	1	4	5	1	0	1	1	9
*15	NIKKARINEN Antto	31:09	4/9	44	2/4	50	2/5	40	0/0	0	1	2	3	7	4	3	1	1	2	10
Team / Coach											0	1	1							
Totals			26/63	41	16/33	48	10/30	33	8/8	100	9	23	32	16	18	8	3	18	10	70

	USA	FIN
Points from Turnovers	21	13
Points in the Paint	52	26
Second Chance Points	25	11
Fast Break Points	19	8

	USA	FIN
Biggest Lead	33	6
Biggest Scoring Run	13-0 (54-26)	6-0 (83-57)
Lead Changes		1
Times Tied		1

LEGEND			
%	Shooting Percentage	(C)	Captain
BS	Blocked Shots	DR	Defensive Rebounds
OR	Offensive Rebounds	OTx	Overtime
S	Suspended	ST	Steals
(I)	Injured	FD	Fouls Drawn
PF	Fouls	PTS	Points
TO	Turnovers	TOT	Total Rebounds
*	Starters	AS	Assists
M/A	Made / Attempts	MIN	Minutes Played
Qx	Quarter Time		

Timing and Results provided by TISSOT



Game No: 92

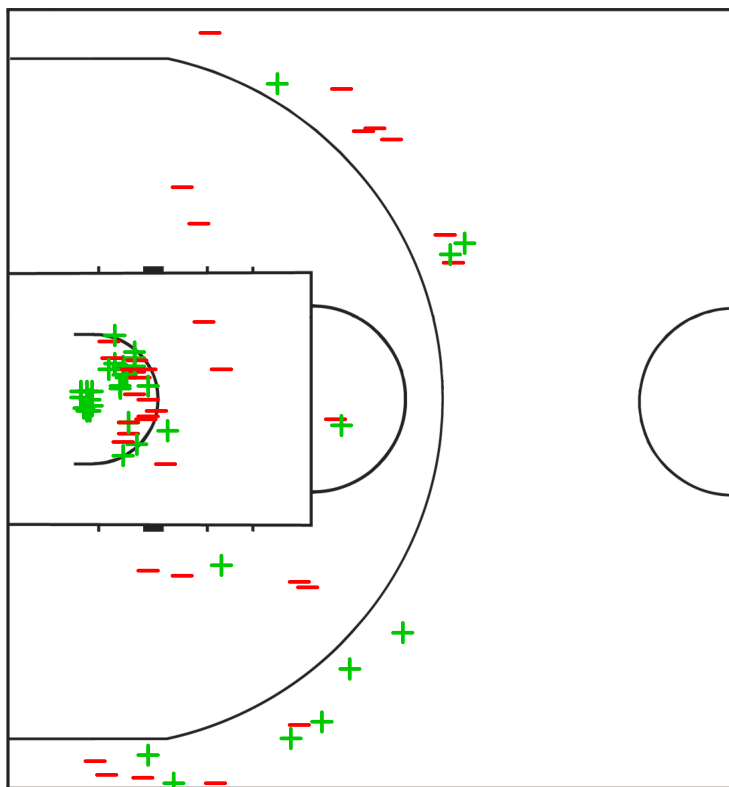
Shot Chart
Схема бросков

USA 97 vs 70 FIN

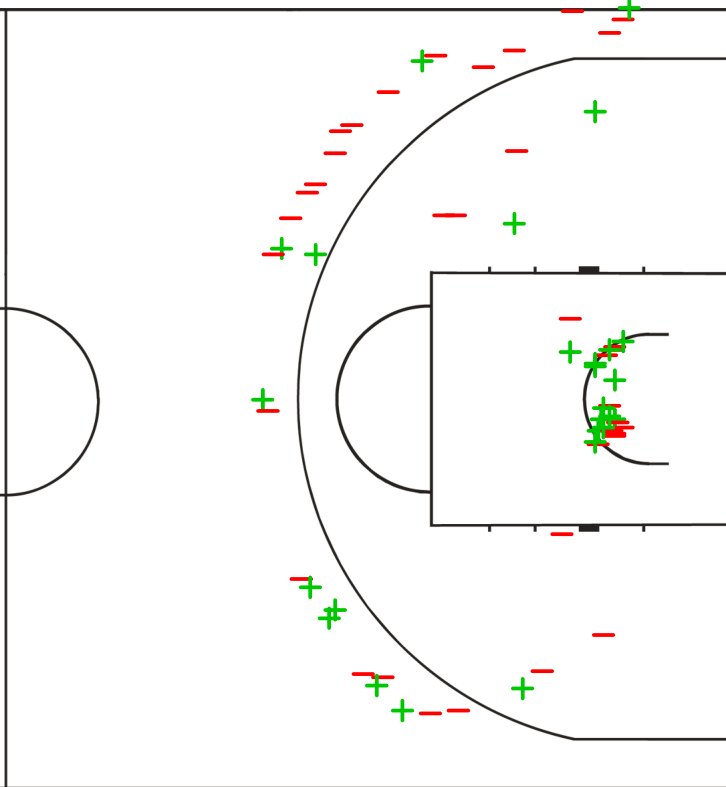
(25 - 20, 27 - 6, 20 - 18, 25 - 26)

Scoring by 5 min intervals:		Q1		Q2		Q3		Q4	
USA		6	25	41	52	63	72	86	97
FIN		10	20	26	26	37	44	59	70

USA - United States



FIN - Finland



LEGEND

+ Shot Made

- Shot Missed

Timing and Results provided by TISSOT



Game No: 92

Shot Chart
Схема бросков

USA 97 vs 70 FIN

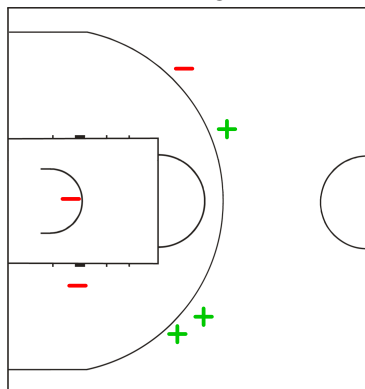
(25 - 20, 27 - 6, 20 - 18, 25 - 26)

Scoring by 5 min intervals:

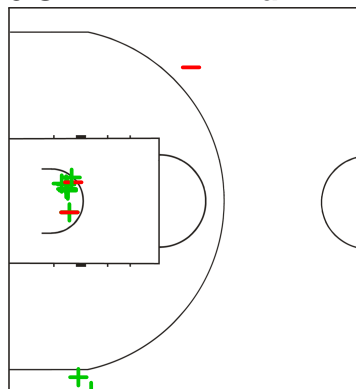
	Q1		Q2		Q3		Q4	
USA	6	25	41	52	63	72	86	97
FIN	10	20	26	26	37	44	59	70

USA - United States

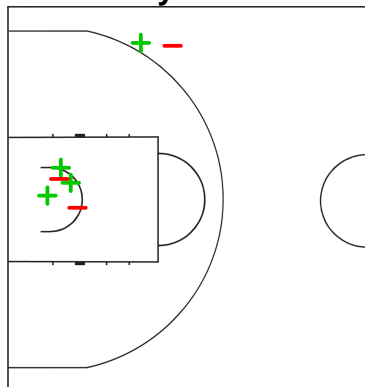
4 FERRELL Kevin



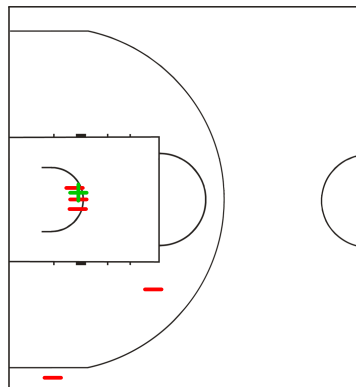
5 SHEEHEY William



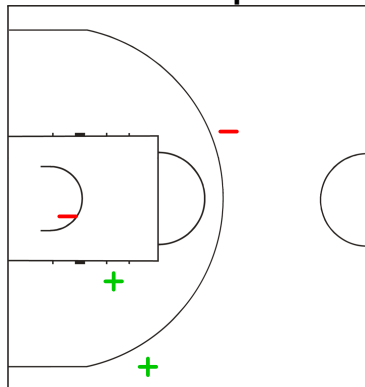
6 HAWS Tyler



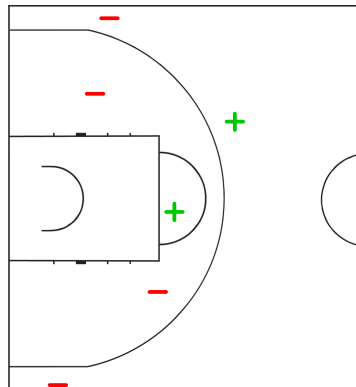
7 HANCOCK Luke



8 DINWIDDIE Spencer



9 KILPATRICK Sean



LEGEND

+ Shot Made

-

Shot Missed

Timing and Results provided by TISSOT



Game No: 92

Shot Chart
Схема бросков

USA 97 vs 70 FIN

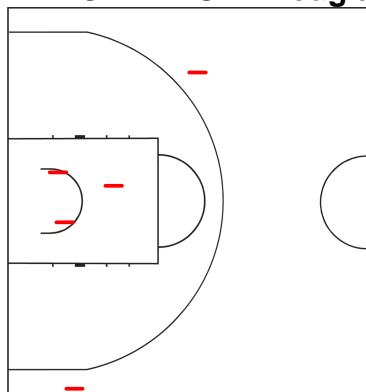
(25 - 20, 27 - 6, 20 - 18, 25 - 26)

Scoring by 5 min intervals:

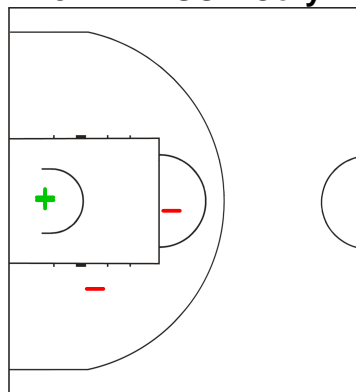
	Q1		Q2		Q3		Q4	
USA	6	25	41	52	63	72	86	97
FIN	10	20	26	26	37	44	59	70

USA - United States

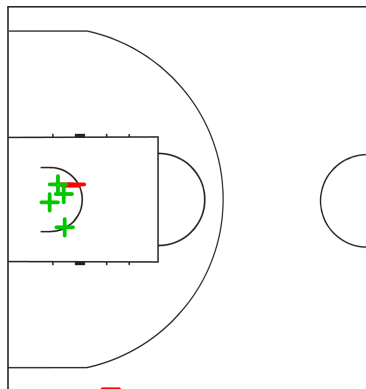
11 MCDERMOTT Douglas



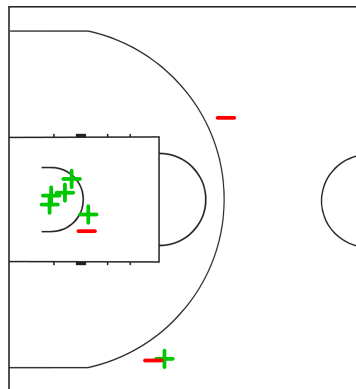
12 JEFFERSON Cory



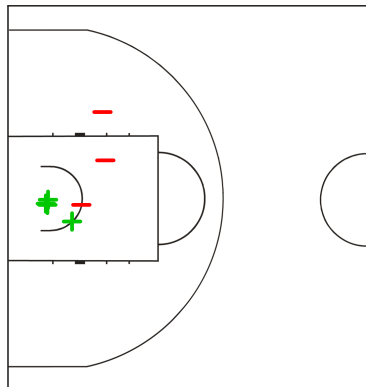
13 WHITE Aaron



14 PAYNE Adreian



15 KIRK Alex



LEGEND

+ Shot Made

-

Shot Missed

Timing and Results provided by TISSOT



Game No: 92

Shot Chart
Схема бросков

USA 97 vs 70 FIN

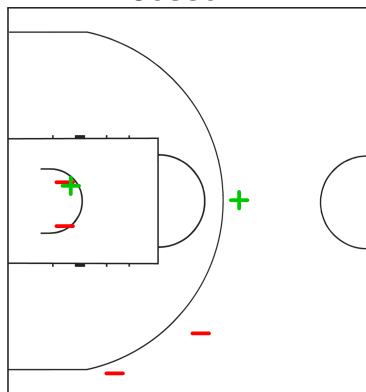
(25 - 20, 27 - 6, 20 - 18, 25 - 26)

Scoring by 5 min intervals:

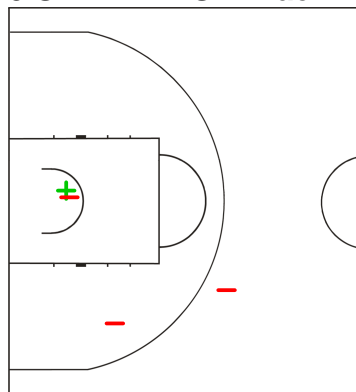
	Q1		Q2		Q3		Q4	
USA	6	25	41	52	63	72	86	97
FIN	10	20	26	26	37	44	59	70

FIN - Finland

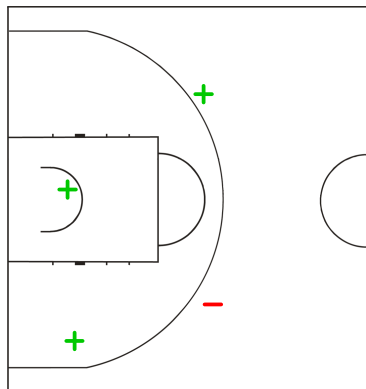
4 NIEMI Jesse



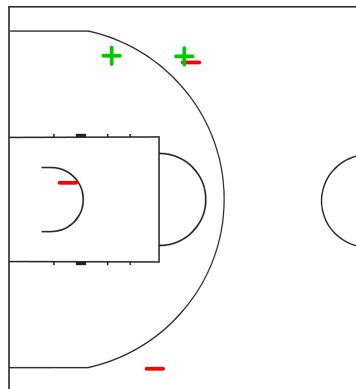
5 SANDBERG Mikael



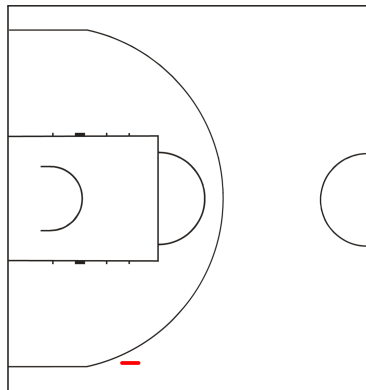
6 OJALA Matias



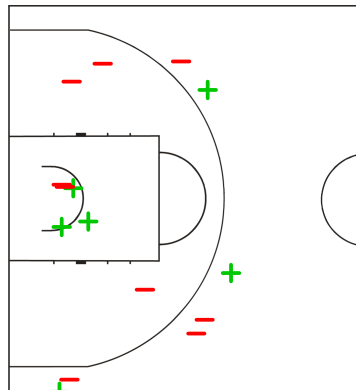
8 MOLENIUS Markus



9 IKAVALKO Sami



10 LINDBOM Carl



LEGEND

+ Shot Made

-

Shot Missed

Timing and Results provided by TISSOT



Game No: 92

Shot Chart
Схема бросков

USA 97 vs 70 FIN

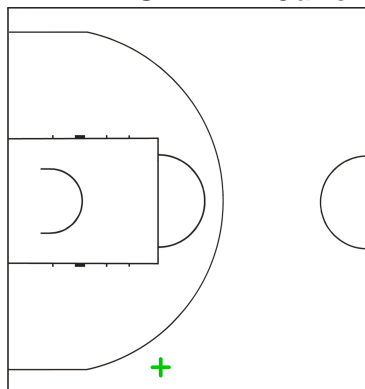
(25 - 20, 27 - 6, 20 - 18, 25 - 26)

Scoring by 5 min intervals:

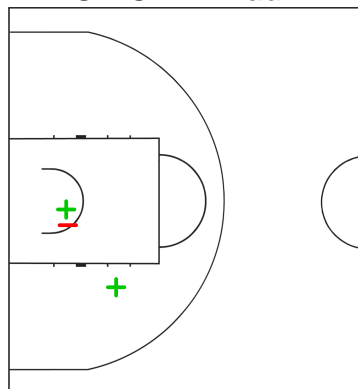
	Q1		Q2		Q3		Q4	
USA	6	25	41	52	63	72	86	97
FIN	10	20	26	26	37	44	59	70

FIN - Finland

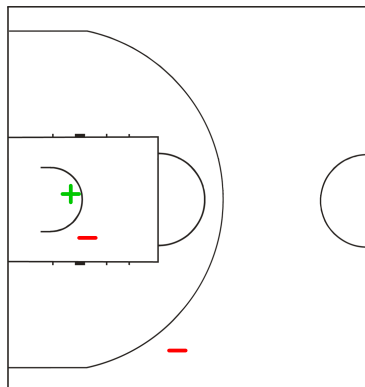
11 LEHTORANTA Juhu



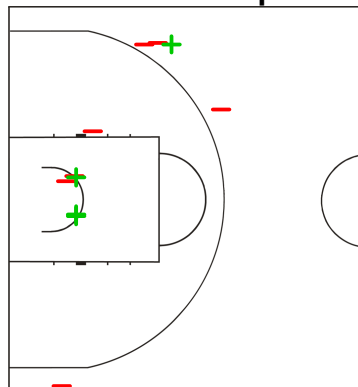
12 TOIVONEN Lauri



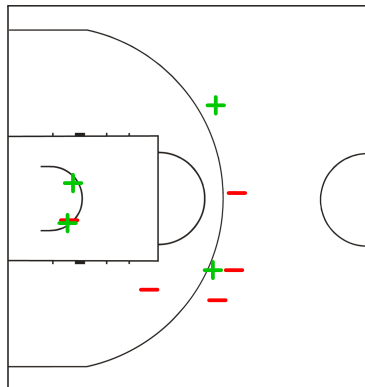
13 VAENERBERG Alex



14 AHONEN Roope



15 NIKKARINEN Antto



LEGEND

+ Shot Made

-

Shot Missed



Game No: 92

Lineup Analysis

Анализ

USA 97 vs 70 FIN

USA

Lineup efficiency

5	SHEEHEY W	7	HANCOCK L	8	DINWIDDIE S	11	MCDERMOTT D	12	JEFFERSON C	6:45
4	FERRELL K	5	SHEEHEY W	6	HAWS T	11	MCDERMOTT D	15	KIRK A	4:43
6	HAWS T	7	HANCOCK L	9	KILPATRICK S	13	WHITE A	14	PAYNE A	3:19
4	FERRELL K	5	SHEEHEY W	7	HANCOCK L	11	MCDERMOTT D	12	JEFFERSON C	3:06
4	FERRELL K	8	DINWIDDIE S	9	KILPATRICK S	13	WHITE A	14	PAYNE A	2:53
5	SHEEHEY W	7	HANCOCK L	8	DINWIDDIE S	13	WHITE A	14	PAYNE A	2:44
6	HAWS T	8	DINWIDDIE S	9	KILPATRICK S	12	JEFFERSON C	13	WHITE A	2:18
4	FERRELL K	5	SHEEHEY W	9	KILPATRICK S	13	WHITE A	14	PAYNE A	2:08
6	HAWS T	8	DINWIDDIE S	9	KILPATRICK S	11	MCDERMOTT D	15	KIRK A	1:56
4	FERRELL K	6	HAWS T	9	KILPATRICK S	13	WHITE A	14	PAYNE A	1:52
7	HANCOCK L	8	DINWIDDIE S	9	KILPATRICK S	13	WHITE A	14	PAYNE A	1:38
4	FERRELL K	6	HAWS T	9	KILPATRICK S	11	MCDERMOTT D	12	JEFFERSON C	1:34
4	FERRELL K	6	HAWS T	9	KILPATRICK S	13	WHITE A	15	KIRK A	1:31
4	FERRELL K	5	SHEEHEY W	6	HAWS T	11	MCDERMOTT D	12	JEFFERSON C	0:45
4	FERRELL K	7	HANCOCK L	9	KILPATRICK S	13	WHITE A	14	PAYNE A	0:41
6	HAWS T	7	HANCOCK L	9	KILPATRICK S	11	MCDERMOTT D	12	JEFFERSON C	0:39
6	HAWS T	7	HANCOCK L	9	KILPATRICK S	13	WHITE A	15	KIRK A	0:37
4	FERRELL K	5	SHEEHEY W	7	HANCOCK L	13	WHITE A	14	PAYNE A	0:30
4	FERRELL K	6	HAWS T	9	KILPATRICK S	11	MCDERMOTT D	14	PAYNE A	0:21

Score development

4	FERRELL K	8	DINWIDDIE S	9	KILPATRICK S	13	WHITE A	14	PAYNE A	2:53	+10
4	FERRELL K	5	SHEEHEY W	7	HANCOCK L	11	MCDERMOTT D	12	JEFFERSON C	3:06	+8
5	SHEEHEY W	7	HANCOCK L	8	DINWIDDIE S	13	WHITE A	14	PAYNE A	2:44	+7
6	HAWS T	7	HANCOCK L	9	KILPATRICK S	13	WHITE A	14	PAYNE A	3:19	+6
6	HAWS T	7	HANCOCK L	9	KILPATRICK S	11	MCDERMOTT D	12	JEFFERSON C	0:39	+4
4	FERRELL K	5	SHEEHEY W	6	HAWS T	11	MCDERMOTT D	12	JEFFERSON C	0:45	+4
4	FERRELL K	7	HANCOCK L	9	KILPATRICK S	13	WHITE A	14	PAYNE A	0:41	+3
4	FERRELL K	5	SHEEHEY W	6	HAWS T	11	MCDERMOTT D	15	KIRK A	4:43	+3
4	FERRELL K	6	HAWS T	9	KILPATRICK S	13	WHITE A	14	PAYNE A	1:52	+2
6	HAWS T	7	HANCOCK L	9	KILPATRICK S	13	WHITE A	15	KIRK A	0:37	+1
4	FERRELL K	6	HAWS T	9	KILPATRICK S	11	MCDERMOTT D	14	PAYNE A	0:21	0
4	FERRELL K	6	HAWS T	9	KILPATRICK S	13	WHITE A	15	KIRK A	1:31	0
7	HANCOCK L	8	DINWIDDIE S	9	KILPATRICK S	13	WHITE A	14	PAYNE A	1:38	0
4	FERRELL K	5	SHEEHEY W	9	KILPATRICK S	13	WHITE A	14	PAYNE A	2:08	-1
6	HAWS T	8	DINWIDDIE S	9	KILPATRICK S	12	JEFFERSON C	13	WHITE A	2:18	-1
4	FERRELL K	5	SHEEHEY W	7	HANCOCK L	13	WHITE A	14	PAYNE A	0:30	-2
4	FERRELL K	6	HAWS T	9	KILPATRICK S	11	MCDERMOTT D	12	JEFFERSON C	1:34	-2
6	HAWS T	8	DINWIDDIE S	9	KILPATRICK S	11	MCDERMOTT D	15	KIRK A	1:56	-6
5	SHEEHEY W	7	HANCOCK L	8	DINWIDDIE S	11	MCDERMOTT D	12	JEFFERSON C	6:45	-9



Game No: 92

Lineup Analysis

Анализ

FIN

Lineup efficiency


4 NIEMI J	5 SANDBERG M	10 LINDBOM C	14 AHONEN R	15 NIKKARINEN A	13:55
6 OJALA M	11 LEHTORANTA J	12 TOIVONEN L	13 VAENERBERG A	14 AHONEN R	3:22
8 MOLENIUS M	10 LINDBOM C	11 LEHTORANTA J	14 AHONEN R	15 NIKKARINEN A	3:08
4 NIEMI J	6 OJALA M	8 MOLENIUS M	13 VAENERBERG A	15 NIKKARINEN A	2:18
4 NIEMI J	8 MOLENIUS M	9 IKAVALKO S	10 LINDBOM C	15 NIKKARINEN A	1:55
8 MOLENIUS M	9 IKAVALKO S	11 LEHTORANTA J	12 TOIVONEN L	15 NIKKARINEN A	1:54
4 NIEMI J	5 SANDBERG M	6 OJALA M	13 VAENERBERG A	14 AHONEN R	1:43
6 OJALA M	8 MOLENIUS M	11 LEHTORANTA J	13 VAENERBERG A	15 NIKKARINEN A	1:34
5 SANDBERG M	10 LINDBOM C	11 LEHTORANTA J	14 AHONEN R	15 NIKKARINEN A	1:32
10 LINDBOM C	11 LEHTORANTA J	12 TOIVONEN L	13 VAENERBERG A	14 AHONEN R	1:30
6 OJALA M	11 LEHTORANTA J	12 TOIVONEN L	13 VAENERBERG A	15 NIKKARINEN A	1:15
4 NIEMI J	5 SANDBERG M	10 LINDBOM C	13 VAENERBERG A	14 AHONEN R	1:15
4 NIEMI J	10 LINDBOM C	11 LEHTORANTA J	13 VAENERBERG A	15 NIKKARINEN A	1:04
5 SANDBERG M	10 LINDBOM C	11 LEHTORANTA J	13 VAENERBERG A	15 NIKKARINEN A	1:00
4 NIEMI J	5 SANDBERG M	6 OJALA M	13 VAENERBERG A	15 NIKKARINEN A	0:41
5 SANDBERG M	6 OJALA M	11 LEHTORANTA J	13 VAENERBERG A	14 AHONEN R	0:37
4 NIEMI J	10 LINDBOM C	12 TOIVONEN L	14 AHONEN R	15 NIKKARINEN A	0:32
4 NIEMI J	5 SANDBERG M	9 IKAVALKO S	10 LINDBOM C	14 AHONEN R	0:24
6 OJALA M	8 MOLENIUS M	11 LEHTORANTA J	14 AHONEN R	15 NIKKARINEN A	0:21

Score development

4 NIEMI J	5 SANDBERG M	6 OJALA M	13 VAENERBERG A	15 NIKKARINEN A	0:41	+6
6 OJALA M	11 LEHTORANTA J	12 TOIVONEN L	13 VAENERBERG A	15 NIKKARINEN A	1:15	+2
4 NIEMI J	8 MOLENIUS M	9 IKAVALKO S	10 LINDBOM C	15 NIKKARINEN A	1:55	+2
4 NIEMI J	6 OJALA M	8 MOLENIUS M	13 VAENERBERG A	15 NIKKARINEN A	2:18	+1
8 MOLENIUS M	10 LINDBOM C	11 LEHTORANTA J	14 AHONEN R	15 NIKKARINEN A	3:08	+1
6 OJALA M	8 MOLENIUS M	11 LEHTORANTA J	14 AHONEN R	15 NIKKARINEN A	0:21	-1
5 SANDBERG M	6 OJALA M	11 LEHTORANTA J	13 VAENERBERG A	14 AHONEN R	0:37	-1
4 NIEMI J	5 SANDBERG M	10 LINDBOM C	13 VAENERBERG A	14 AHONEN R	1:15	0
5 SANDBERG M	10 LINDBOM C	11 LEHTORANTA J	14 AHONEN R	15 NIKKARINEN A	1:32	0
4 NIEMI J	10 LINDBOM C	12 TOIVONEN L	14 AHONEN R	15 NIKKARINEN A	0:32	-2
4 NIEMI J	10 LINDBOM C	11 LEHTORANTA J	13 VAENERBERG A	15 NIKKARINEN A	1:04	-2
6 OJALA M	8 MOLENIUS M	11 LEHTORANTA J	13 VAENERBERG A	15 NIKKARINEN A	1:34	-2
10 LINDBOM C	11 LEHTORANTA J	12 TOIVONEN L	13 VAENERBERG A	14 AHONEN R	1:30	-3
4 NIEMI J	5 SANDBERG M	6 OJALA M	13 VAENERBERG A	14 AHONEN R	1:43	-3
4 NIEMI J	5 SANDBERG M	10 LINDBOM C	14 AHONEN R	15 NIKKARINEN A	13:55	-3
4 NIEMI J	5 SANDBERG M	9 IKAVALKO S	10 LINDBOM C	14 AHONEN R	0:24	-4
5 SANDBERG M	10 LINDBOM C	11 LEHTORANTA J	13 VAENERBERG A	15 NIKKARINEN A	1:00	-4
8 MOLENIUS M	9 IKAVALKO S	11 LEHTORANTA J	12 TOIVONEN L	15 NIKKARINEN A	1:54	-6
6 OJALA M	11 LEHTORANTA J	12 TOIVONEN L	13 VAENERBERG A	14 AHONEN R	3:22	-8

LEGEND

+ Shot Made - Shot Missed

Timing and Results provided by  TISSOT



Game No: 95

Start List

Стартовый список

CAN vs SRB

Referee: MIKHAYLOV Sergey (RUS)
Umpire: MILLS Tim (AUS) / KOVER Fabio (BRA)

CAN - Canada

No.	Name	Pos	Height m / ft in	Age	Current Games Statistics						
					PPG	FG%	3FG%	FT%	RPG	APG	MPG (GP)
4	PANGOS Kevin	G	1.82/6'0"	20	8.4	33	30	80	1.9	2.4	19:40 (7)
5	HESLIP Brady	G	1.84/6'0"	23	16.7	42	47	93	1.4	0.7	19:41 (7)
6	WILTJER Kyle	F	2.03/6'8"	20	6.9	44	30	100	3.3	1.0	12:44 (7)
7	EJIM Melvin	F	2.00/6'7"	22	8.6	52	50	90	4.6	1.4	18:56 (7)
8	SCRUBB Thomas	F	2.00/6'7"	21	5.1	38	44	100	4.9	2.3	20:05 (7)
9	AROP Mangisto	F	2.00/6'7"	22	3.2	67	100	50	1.8	0.8	8:55 (5)
10	MULLINGS Daniel	G	1.84/6'0"	21	10.6	54		53	5.1	2.0	20:19 (7)
11	SCRUBB Philip	G	1.85/6'1"	20	5.1	38	25	75	2.1	3.3	18:57 (7)
12	POWELL Dwight	F	2.04/6'8"	21	12.1	63		53	4.7	0.3	17:00 (7)
13	BACHYNSKI Jordan	C	2.08/6'10"	23	5.9	62		36	5.4	0.1	12:06 (7)
14	BURNATOWSKI Murphy	F	2.01/6'7"	21	4.3	33	27	33	3.1	1.1	15:07 (7)
15	KLASSEN Owen	F	2.04/6'8"	21	6.9	64	0	67	7.4	1.0	18:58 (7)
Team			1.96/6'5"	21.3	92.9	47	38	67	48.9	16.3	
Coach		TRIANO Jay									
Assistant Coach		FRANCIS Greg									

CAN Played		
PR	SWE	84 - 69
PR	UAE	137 - 43
PR	AUS	92 - 83
PR	CZE	87 - 56
PR	USA	94 - 85
QF	BRA	88 - 77
SF	RUS	68 - 78


SRB - Serbia

No.	Name	Pos	Height m / ft in	Age	Current Games Statistics						
					PPG	FG%	3FG%	FT%	RPG	APG	MPG (GP)
4	DJOKIC Dejan		1.88/6'2"	23	9.3	53	33	91	1.8	2.8	19:37 (6)
5	JOVIC Stefan		1.95/6'5"	22	5.6	59	25	100	3.4	2.4	19:03 (5)
6	DIMIC Milos		1.95/6'5"	23	9.5	46	36	100	3.0	2.2	21:15 (6)
7	MALESEVIC Nikola		2.02/6'8"	23	6.6	39	38	73	3.2	1.4	16:08 (5)
8	DRENOVAC Dorde		1.94/6'4"	20	8.6	75	100	71	3.6	1.2	16:24 (5)
9	KALINIC Nikola		2.02/6'8"	21	5.7	26	0	67	6.7	2.7	23:57 (6)
10	ZIVANOVIC Stefan		1.96/6'5"	24	11.2	51	33	87	2.5	3.8	25:28 (6)
11	MAJSTOROVIC Dorde		2.11/6'11"	23	5.8	53		72	3.0	1.6	11:08 (5)
12	GAGIC Dorde		2.08/6'10"	22	9.5	50	0	73	6.2	0.5	14:56 (6)
13	SMILJANIC Ivan		1.99/6'6"	24	5.3	29	14	70	4.0	0.7	14:42 (3)
14	MARKOVIC Nikola		2.04/6'8"	24	11.3	61	50	43	5.5	1.8	18:23 (6)
15	BALABAN Darko		2.12/6'11"	23	9.2	57	0	50	5.0	0.7	16:44 (6)
Team			2.01/6'7"	22.7	80.4	50	31	76	40.7	17.4	
Coach		POPOVIC Oliver									
Assistant Coach		DOKIC Vladimir									

SRB Played		
PR	MGL	110 - 56
PR	PHI	20 - 0
PR	MEX	100 - 48
PR	JPN	105 - 64
PR	ROU	78 - 53
QF	EST	88 - 43
SF	AUS	62 - 65

LEGEND

(1)	Point Guard	(2)	Shooting Guard	(3)	Small Forward	(4)	Power Forward	(5)	Centre
(C)	Captain	3FG%	3 Points Field Goals %	APG	Assists per Game	C	Centre	F	Forward
FG%	Field Goals %	FT%	Free Throws %	G	Guard	GP	Games Played	MPG	Minutes Played per Game
Pos	Playing Position	PPG	Points per Game	PR	Preliminary Round	QF	Quarterfinal	RPG	Rebounds per Game
SF	Semifinal								

Timing and Results provided by  TISSOT



Game No: 95

Results
Результаты

Match Duration: 1:49

CAN 74 vs 87 SRB
(16:24, 21:23, 26:14, 11:26)

Referee: MIKHAYLOV Sergey (RUS)
Umpire: MILLS Tim (AUS) / KOVER Fabio (BRA)

Commissioner:

		Q1		Q2		Q3		Q4	
Scoring by 5 min intervals:	CAN	9	16	29	37	48	63	70	74
	SRB	9	24	31	47	53	61	70	87

CAN - Canada

No.	Name	MIN	Field Goals		2 Points		3 Points		Free Throws		Rebounds			AS	TO	ST	BS	PF	FD	PTS
			M/A	%	M/A	%	M/A	%	M/A	%	OR	DR	TOT							
*4	PANGOS Kevin	19:04	3/7	43	3/3	100	0/4	0	0/0	0	0	1	1	1	3	1	0	3	1	6
5	HESLIP Brady	20:56	1/9	11	0/4	0	1/5	20	0/0	0	2	1	3	0	0	0	0	1	0	3
6	WILTJER Kyle	18:38	3/8	38	1/5	20	2/3	67	0/0	0	2	0	2	0	1	1	0	3	1	8
*7	EJIM Melvin	21:22	2/6	33	2/6	33	0/0	0	3/4	75	1	2	3	2	3	2	0	2	2	7
8	SCRUBB Thomas	18:38	5/10	50	4/6	67	1/4	25	0/0	0	2	4	6	2	3	0	0	0	2	11
9	AROP Mangisto	3:24	0/0	0	0/0	0	0/0	0	0/0	0	0	0	0	0	0	0	0	0	0	0
*10	MULLINGS Daniel	21:22	4/9	44	4/9	44	0/0	0	2/3	67	5	4	9	3	3	1	0	4	4	10
11	SCRUBB Philip	22:27	3/7	43	0/1	0	3/6	50	0/0	0	1	1	2	2	1	1	0	0	1	9
*12	POWELL Dwight	22:04	5/9	56	5/9	56	0/0	0	2/3	67	1	7	8	1	0	2	0	4	4	12
13	BACHYNSKI Jordan	0:00	0/0	0	0/0	0	0/0	0	0/0	0	0	0	0	0	0	0	0	0	0	0
*14	BURNATOWSKI Murphy	14:09	1/4	25	1/2	50	0/2	0	0/0	0	0	1	1	1	2	0	2	3	0	2
15	KLASSEN Owen	17:56	2/3	67	2/3	67	0/0	0	2/4	50	2	4	6	0	3	0	0	5	3	6
Team / Coach											2	3	5							
Totals			29/72	40	22/48	46	7/24	29	9/14	64	18	28	46	12	19	8	2	25	18	74

Coach	TRIANO Jay
Assistant Coach	FRANCIS Greg

SRB - Serbia

No.	Name	MIN	Field Goals		2 Points		3 Points		Free Throws		Rebounds			AS	TO	ST	BS	PF	FD	PTS
			M/A	%	M/A	%	M/A	%	M/A	%	OR	DR	TOT							
*4	DJOKIC Dejan	10:49	0/2	0	0/1	0	0/1	0	0/0	0	0	0	0	1	1	0	0	0	0	0
*5	JOVIC Stefan	23:13	2/7	29	2/5	40	0/2	0	2/3	67	0	2	2	2	1	2	0	3	2	6
6	DIMIC Milos	14:19	2/5	40	2/2	100	0/3	0	5/6	83	0	3	3	3	2	2	0	4	3	9
7	MALESEVIC Nikola	0:19	0/0	0	0/0	0	0/0	0	1/2	50	0	0	0	0	0	0	0	0	0	1
8	DRENOVAC Dorde	17:23	2/4	50	2/4	50	0/0	0	3/5	60	1	1	2	0	1	1	0	0	3	7
9	KALINIC Nikola	9:40	2/2	100	2/2	100	0/0	0	0/0	0	0	1	1	0	1	0	0	0	0	4
*10	ZIVANOVIC Stefan	29:25	2/5	40	2/3	67	0/2	0	5/7	71	1	1	2	6	2	1	0	0	3	9
11	MAJSTOROVIC Dorde	6:34	1/3	33	1/3	33	0/0	0	0/0	0	2	1	3	1	1	0	2	0	2	2
*12	GAGIC Dorde	28:06	8/13	62	8/13	62	0/0	0	8/10	80	1	2	3	1	2	2	2	3	6	24
13	SMILJANIC Ivan	25:14	4/9	44	0/1	0	4/8	50	1/2	50	1	7	8	2	0	4	1	1	1	13
*14	MARKOVIC Nikola	23:27	3/8	38	2/5	40	1/3	33	1/2	50	3	4	7	1	1	0	1	5	4	8
15	BALABAN Darko	11:31	2/2	100	2/2	100	0/0	0	0/0	0	0	2	2	0	0	1	0	2	1	4
Team / Coach											1	4	5		1					
Totals			28/60	47	23/41	56	5/19	26	26/37	70	10	28	38	17	13	13	6	18	25	87

Coach	POPOVIC Oliver
Assistant Coach	DOKIC Vladimir

	CAN	SRB
Points from Turnovers	23	20
Points in the Paint	42	38
Second Chance Points	13	9
Fast Break Points	4	10

	CAN	SRB
Biggest Lead	4	14
Biggest Scoring Run	7-0 (9-6)	10-0 (12-19)
Lead Changes	8	
Times Tied	8	

LEGEND			
%	Shooting Percentage	(C)	Captain
BS	Blocked Shots	DR	Defensive Rebounds
OR	Offensive Rebounds	OTx	Overtime
S	Suspended	ST	Steals
(I)	Injured	FD	Fouls Drawn
PF	Fouls	PTS	Points
TO	Turnovers	TOT	Total Rebounds
*	Starters	AS	Assists
M/A	Made / Attempts	MIN	Minutes Played
Qx	Quarter Time		

Timing and Results provided by TISSOT



Game No: 95

Shot Chart
Схема бросков

CAN 74 vs 87 SRB

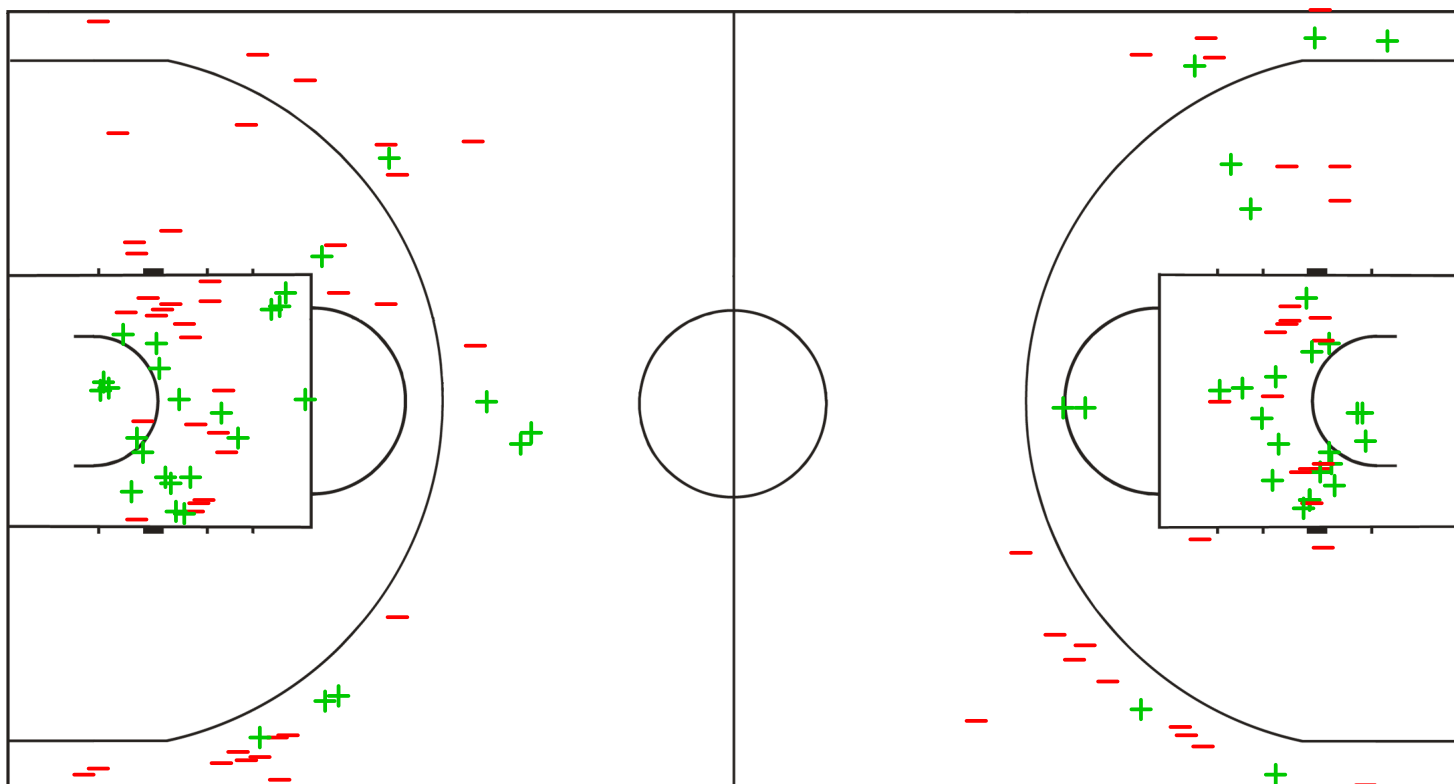
(16 - 24, 21 - 23, 26 - 14, 11 - 26)

Scoring by 5 min intervals:

	Q1		Q2		Q3		Q4	
CAN	9	16	29	37	48	63	70	74
SRB	9	24	31	47	53	61	70	87

CAN - Canada

SRB - Serbia



LEGEND

+ Shot Made

- Shot Missed

Timing and Results provided by TISSOT



Game No: 95

Shot Chart
Схема бросков

CAN 74 vs 87 SRB

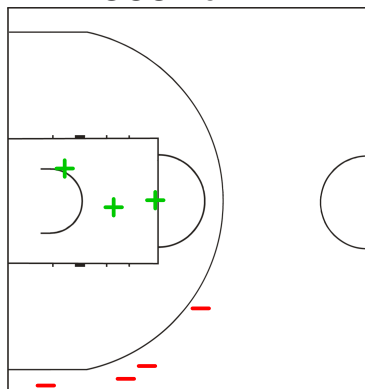
(16 - 24, 21 - 23, 26 - 14, 11 - 26)

Scoring by 5 min intervals:

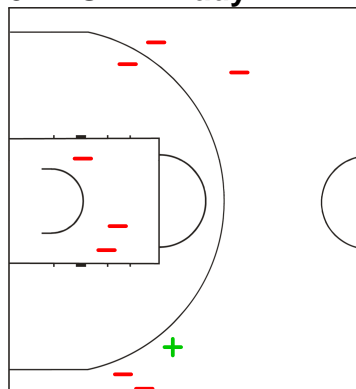
	Q1		Q2		Q3		Q4	
CAN	9	16	29	37	48	63	70	74
SRB	9	24	31	47	53	61	70	87

CAN - Canada

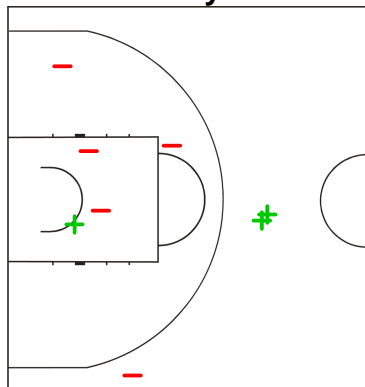
4 PANGOS Kevin



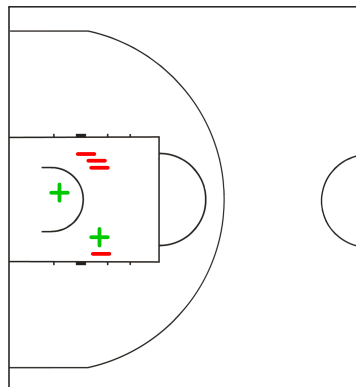
5 HESLIP Brady



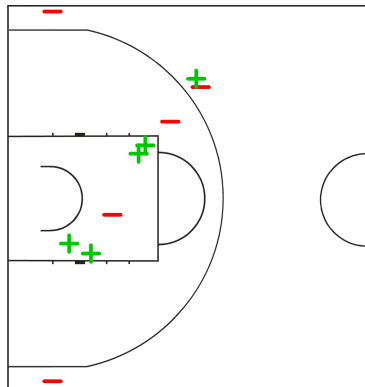
6 WILTJER Kyle



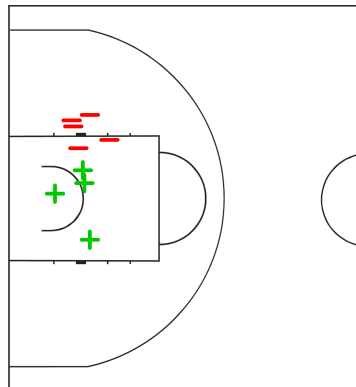
7 EJIM Melvin



8 SCRUBB Thomas



10 MULLINGS Daniel



LEGEND

+ Shot Made

-

Shot Missed

Timing and Results provided by **TISSOT**



Game No: 95

Shot Chart
Схема бросков

CAN 74 vs 87 SRB

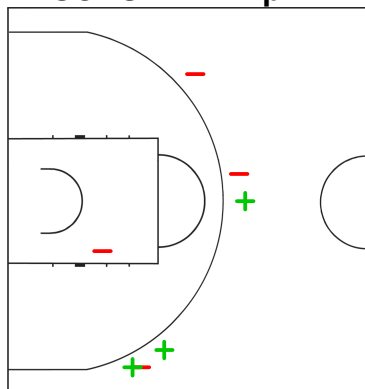
(16 - 24, 21 - 23, 26 - 14, 11 - 26)

Scoring by 5 min intervals:

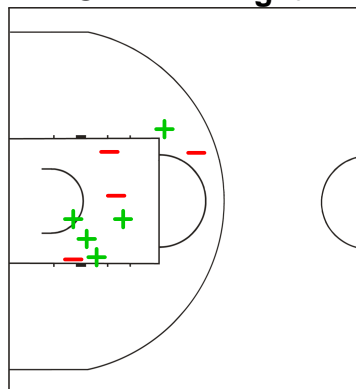
	Q1		Q2		Q3		Q4	
CAN	9	16	29	37	48	63	70	74
SRB	9	24	31	47	53	61	70	87

CAN - Canada

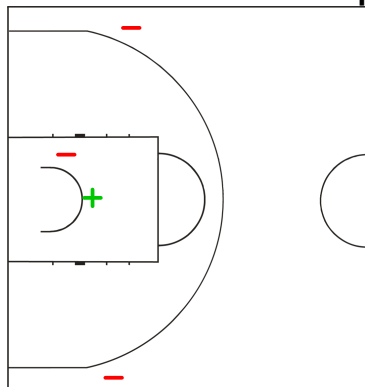
11 SCRUBB Philip



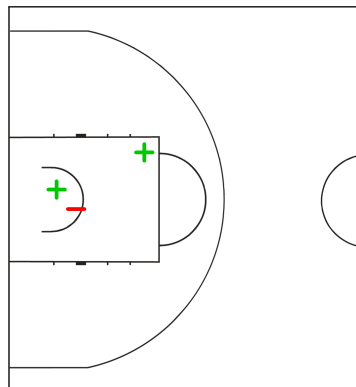
12 POWELL Dwight



14 BURNATOWSKI Murphy



15 KLASSEN Owen



LEGEND

+ Shot Made

- Shot Missed

Timing and Results provided by TISSOT



Game No: 95

Shot Chart

Схема бросков

CAN 74 vs 87 SRB

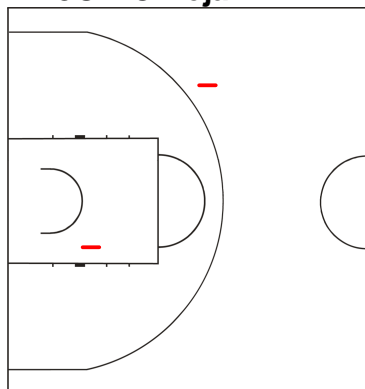
(16 - 24, 21 - 23, 26 - 14, 11 - 26)

Scoring by 5 min intervals:

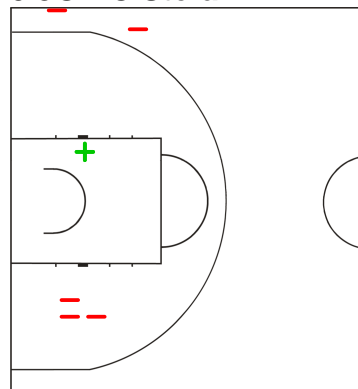
	Q1		Q2		Q3		Q4	
CAN	9	16	29	37	48	63	70	74
SRB	9	24	31	47	53	61	70	87

SRB - Serbia

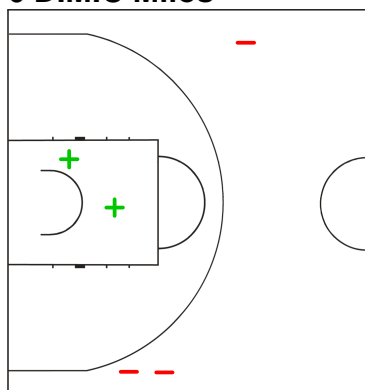
4 DJOKIC Dejan



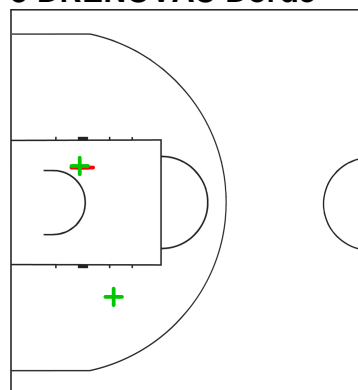
5 JOVIC Stefan



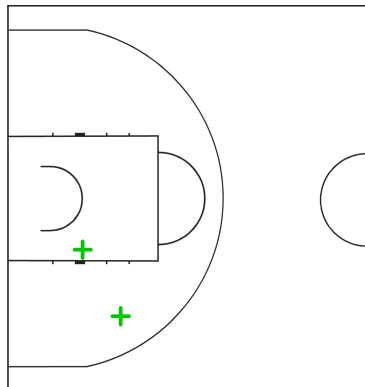
6 DIMIC Milos



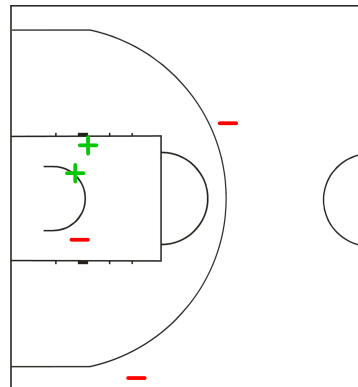
8 DRENOVAC Dorde



9 KALINIC Nikola



10 ZIVANOVIC Stefan



LEGEND

+ Shot Made

-

Shot Missed

Timing and Results provided by **TISSOT**



Game No: 95

Shot Chart

Схема бросков

CAN 74 vs 87 SRB

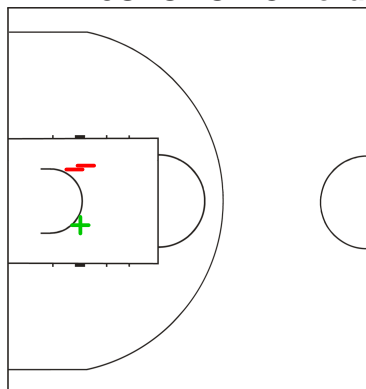
(16 - 24, 21 - 23, 26 - 14, 11 - 26)

Scoring by 5 min intervals:

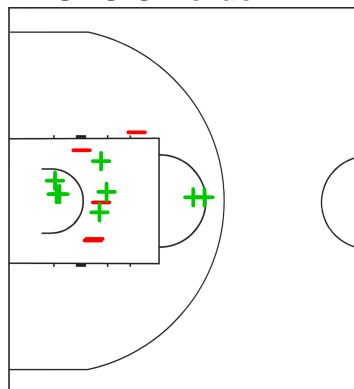
	Q1		Q2		Q3		Q4	
CAN	9	16	29	37	48	63	70	74
SRB	9	24	31	47	53	61	70	87

SRB - Serbia

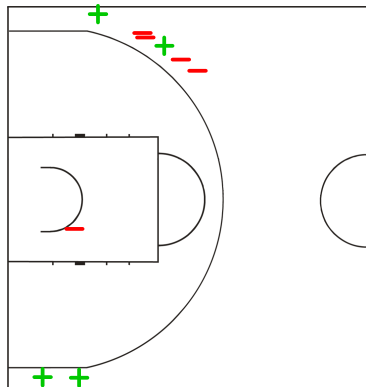
11 MAJSTOROVIC Dorde



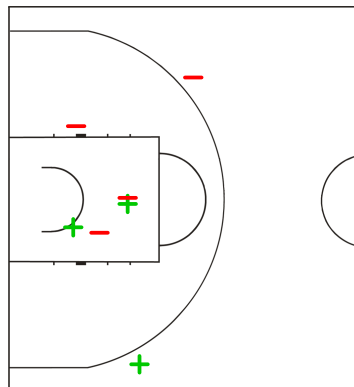
12 GAGIC Dorde



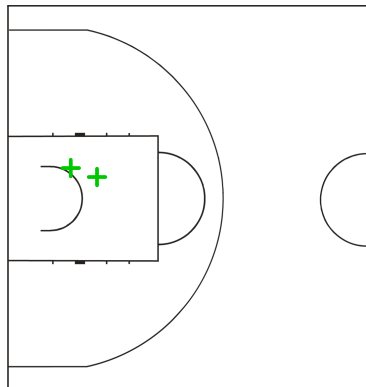
13 SMILJANIC Ivan



14 MARKOVIC Nikola



15 BALABAN Darko



LEGEND

+ Shot Made

-

Shot Missed

Timing and Results provided by **TISSOT**



Game No: 95

Lineup Analysis

Анализ

CAN 74 vs 87 SRB

CAN

Lineup efficiency

5 HESLIP B	6 WILTJER K	8 SCRUBB T	11 SCRUBB P	15 KLASSEN O	17:56
4 PANGOS K	7 EJIM M	10 MULLINGS D	12 POWELL D	14 BURNATOWSKI M	14:09
4 PANGOS K	7 EJIM M	9 AROP M	10 MULLINGS D	12 POWELL D	3:24
5 HESLIP B	7 EJIM M	10 MULLINGS D	11 SCRUBB P	12 POWELL D	2:18
4 PANGOS K	7 EJIM M	10 MULLINGS D	11 SCRUBB P	12 POWELL D	1:31
5 HESLIP B	6 WILTJER K	8 SCRUBB T	11 SCRUBB P	12 POWELL D	0:42

Score development

4 PANGOS K	7 EJIM M	10 MULLINGS D	12 POWELL D	14 BURNATOWSKI M	14:09	+3
5 HESLIP B	6 WILTJER K	8 SCRUBB T	11 SCRUBB P	15 KLASSEN O	17:56	+3
5 HESLIP B	6 WILTJER K	8 SCRUBB T	11 SCRUBB P	12 POWELL D	0:42	-1
4 PANGOS K	7 EJIM M	10 MULLINGS D	11 SCRUBB P	12 POWELL D	1:31	-3
5 HESLIP B	7 EJIM M	10 MULLINGS D	11 SCRUBB P	12 POWELL D	2:18	-6
4 PANGOS K	7 EJIM M	9 AROP M	10 MULLINGS D	12 POWELL D	3:24	-9



Game No: 95

Lineup Analysis

Анализ

SRB

Lineup efficiency


4	DJOKIC D	5	JOVIC S	10	ZIVANOVIC S	12	GAGIC D	14	MARKOVIC N	7:59
5	JOVIC S	10	ZIVANOVIC S	11	MAJSTOROVIC D	12	GAGIC D	13	SMILJANIC I	5:18
6	DIMIC M	8	DRENOVAC D	10	ZIVANOVIC S	12	GAGIC D	14	MARKOVIC N	4:02
8	DRENOVAC D	9	KALINIC N	10	ZIVANOVIC S	13	SMILJANIC I	15	BALABAN D	4:00
6	DIMIC M	8	DRENOVAC D	9	KALINIC N	13	SMILJANIC I	15	BALABAN D	2:41
5	JOVIC S	6	DIMIC M	10	ZIVANOVIC S	12	GAGIC D	14	MARKOVIC N	2:32
4	DJOKIC D	8	DRENOVAC D	12	GAGIC D	13	SMILJANIC I	14	MARKOVIC N	2:21
5	JOVIC S	9	KALINIC N	10	ZIVANOVIC S	13	SMILJANIC I	15	BALABAN D	2:13
6	DIMIC M	8	DRENOVAC D	12	GAGIC D	13	SMILJANIC I	14	MARKOVIC N	1:49
5	JOVIC S	6	DIMIC M	12	GAGIC D	13	SMILJANIC I	14	MARKOVIC N	1:47
5	JOVIC S	10	ZIVANOVIC S	11	MAJSTOROVIC D	13	SMILJANIC I	15	BALABAN D	1:16
6	DIMIC M	8	DRENOVAC D	13	SMILJANIC I	14	MARKOVIC N	15	BALABAN D	1:15
5	JOVIC S	10	ZIVANOVIC S	12	GAGIC D	13	SMILJANIC I	14	MARKOVIC N	0:56
8	DRENOVAC D	10	ZIVANOVIC S	12	GAGIC D	13	SMILJANIC I	14	MARKOVIC N	0:33
4	DJOKIC D	5	JOVIC S	8	DRENOVAC D	9	KALINIC N	13	SMILJANIC I	0:23
5	JOVIC S	7	MALESEVIC N	10	ZIVANOVIC S	12	GAGIC D	13	SMILJANIC I	0:19
5	JOVIC S	9	KALINIC N	10	ZIVANOVIC S	12	GAGIC D	13	SMILJANIC I	0:17
5	JOVIC S	6	DIMIC M	8	DRENOVAC D	12	GAGIC D	14	MARKOVIC N	0:13
4	DJOKIC D	8	DRENOVAC D	9	KALINIC N	13	SMILJANIC I	15	BALABAN D	0:06

Score development

5	JOVIC S	10	ZIVANOVIC S	11	MAJSTOROVIC D	12	GAGIC D	13	SMILJANIC I	5:18	+10
6	DIMIC M	8	DRENOVAC D	12	GAGIC D	13	SMILJANIC I	14	MARKOVIC N	1:49	+8
5	JOVIC S	10	ZIVANOVIC S	11	MAJSTOROVIC D	13	SMILJANIC I	15	BALABAN D	1:16	+3
6	DIMIC M	8	DRENOVAC D	9	KALINIC N	13	SMILJANIC I	15	BALABAN D	2:41	+3
8	DRENOVAC D	10	ZIVANOVIC S	12	GAGIC D	13	SMILJANIC I	14	MARKOVIC N	0:33	+2
5	JOVIC S	10	ZIVANOVIC S	12	GAGIC D	13	SMILJANIC I	14	MARKOVIC N	0:56	+2
4	DJOKIC D	5	JOVIC S	10	ZIVANOVIC S	12	GAGIC D	14	MARKOVIC N	7:59	+2
4	DJOKIC D	8	DRENOVAC D	9	KALINIC N	13	SMILJANIC I	15	BALABAN D	0:06	+1
5	JOVIC S	9	KALINIC N	10	ZIVANOVIC S	12	GAGIC D	13	SMILJANIC I	0:17	+1
5	JOVIC S	7	MALESEVIC N	10	ZIVANOVIC S	12	GAGIC D	13	SMILJANIC I	0:19	+1
5	JOVIC S	6	DIMIC M	12	GAGIC D	13	SMILJANIC I	14	MARKOVIC N	1:47	+1
5	JOVIC S	6	DIMIC M	8	DRENOVAC D	12	GAGIC D	14	MARKOVIC N	0:13	0
4	DJOKIC D	8	DRENOVAC D	12	GAGIC D	13	SMILJANIC I	14	MARKOVIC N	2:21	-1
4	DJOKIC D	5	JOVIC S	8	DRENOVAC D	9	KALINIC N	13	SMILJANIC I	0:23	-2
6	DIMIC M	8	DRENOVAC D	13	SMILJANIC I	14	MARKOVIC N	15	BALABAN D	1:15	-2
5	JOVIC S	6	DIMIC M	10	ZIVANOVIC S	12	GAGIC D	14	MARKOVIC N	2:32	-2
5	JOVIC S	9	KALINIC N	10	ZIVANOVIC S	13	SMILJANIC I	15	BALABAN D	2:13	-4
6	DIMIC M	8	DRENOVAC D	10	ZIVANOVIC S	12	GAGIC D	14	MARKOVIC N	4:02	-4
8	DRENOVAC D	9	KALINIC N	10	ZIVANOVIC S	13	SMILJANIC I	15	BALABAN D	4:00	-6

LEGEND

+ Shot Made - Shot Missed

Timing and Results provided by  TISSOT



Game No: 96

Start List

Стартовый список

RUS vs AUS

Referee: VECHERSKIS Mindaugas (LTU)
Umpire: SCHMIDT Boris (GER) / KENYON Reid Allan (CAN)

RUS - Russian Fed.

No.	Name	Pos	Height m / ft in	Age	Current Games Statistics						
					PPG	FG%	3FG%	FT%	RPG	APG	MPG (GP)
4	GRIGORYEV Maxim	G	1.95/6'5"	23	7.6	42	38	43	2.7	2.3	14:58 (7)
5	ZARYAZHKO Victor	G	1.94/6'4"	20	6.4	47	22	56	3.3	2.0	14:32 (7)
6	ANTIPOV Pavel	F	2.02/6'8"	21	8.5	51	36	100	2.0	0.7	13:46 (6)
7	KARASEV Sergey	F	2.03/6'8"	19	19.6	60	49	76	5.7	3.6	23:35 (7)
8	IVLEV Vladimir	F	2.07/6'9"	23	4.8	63	0	45	4.8	0.2	11:06 (6)
9	KULAGIN Dmitrii	G	1.99/6'6"	21	9.6	47	25	52	3.7	4.6	21:52 (7)
10	VIKHROV Artem	G	1.95/6'5"	20	4.4	46	13	73	2.4	2.3	16:12 (7)
11	ANTONOV Semen	F	2.02/6'8"	23	9.1	50	27	71	3.3	1.1	16:26 (7)
12	ZUBKOV Andrey	F	2.05/6'9"	22	8.1	41	27	79	4.6	0.9	16:24 (7)
13	KHVOSTOV Dmitriy	G	1.90/6'3"	23	5.0	56	45	67	1.6	3.9	22:24 (7)
14	VALIEV Evgeny	F	2.05/6'9"	23	6.3	50	0	80	3.7	0.7	14:24 (7)
15	BALASHOV Nikita	F	2.07/6'9"	22	7.6	51	0	82	5.6	1.1	16:22 (7)
Team			2.00/6'7"	21.7	95.1	50	33	69	45.7	23.1	
Coach		KARASEV Vasily									
Assistant Coach		VASILYEV Alexey									

RUS Played		
PR	OMA	117 - 24
PR	EST	106 - 43
PR	KOR	113 - 53
PR	UKR	94 - 43
PR	GER	80 - 52
QF	ROU	78 - 53
SF	CAN	78 - 68


AUS - Australia

No.	Name	Pos	Height m / ft in	Age	Current Games Statistics						
					PPG	FG%	3FG%	FT%	RPG	APG	MPG (GP)
4	NORTON Mitch	G	/	20	3.4	33	22	80	1.7	2.6	17:36 (7)
5	CADEE Jason	F	/	22	13.6	53	57	77	1.4	2.3	21:56 (7)
6	HADZIOMEROVIC Igor	F	/	21	4.1	46	40	25	3.0	1.4	13:57 (7)
7	ODIGIE Owen	F	/	20	2.0	55	0	50	1.9	1.3	10:35 (7)
8	BLANCHFIELD Todd	F	/	21	8.0	53	44	83	2.3	1.3	16:33 (7)
9	STEINDL Clint	C	/	24	9.0	49	54		1.4	0.9	17:07 (7)
10	BROEKHOFF Ryan	G	/	22	8.5	32	35	91	5.7	2.0	26:33 (6)
11	DUMOVIC Andrija	F	/	20	6.0	48		40	5.4	1.0	15:33 (7)
12	ELLIS Cody	F	/	23	9.1	44	30	72	3.1	1.0	19:12 (7)
13	YOUNG Mitch	F	/	22	8.3	48	50	64	4.9	2.6	20:19 (7)
14	BAIRSTOW Cameron	F	/	22	11.6	46	0	61	7.0	2.9	21:20 (7)
15	ANDRONICOS Matthew	F	/	21	3.3	100		100	2.3	1.0	7:07 (3)
Team			/	21.5	83.9	46	41	69	41.3	19.3	
Coach		LEMANIS Andrej									
Assistant Coach		DOWNER Michael			SHORT Rohan						

AUS Played		
PR	CZE	85 - 57
PR	SWE	70 - 53
PR	CAN	83 - 92
PR	USA	93 - 84
PR	UAE	131 - 43
QF	LTU	60 - 55
SF	SRB	65 - 62

LEGEND

(1)	Point Guard	(2)	Shooting Guard	(3)	Small Forward	(4)	Power Forward	(5)	Centre
(C)	Captain	3FG%	3 Points Field Goals %	APG	Assists per Game	C	Centre	F	Forward
FG%	Field Goals %	FT%	Free Throws %	G	Guard	GP	Games Played	MPG	Minutes Played per Game
Pos	Playing Position	PPG	Points per Game	PR	Preliminary Round	QF	Quarterfinal	RPG	Rebounds per Game
SF	Semifinal								

Timing and Results provided by  TISSOT



Game No: 96

Results
Результаты

Match Duration: 1:52

RUS 81 vs 74 AUS
(25:15, 16:16, 24:26, 16:17)

Referee: VECHERSKIS Mindaugas (LTU) Commissioner:
Umpire: SCHMIDT Boris (GER) / KENYON Reid Allan (CAN)

Scoring by 5 min intervals:	RUS	Q1		Q2		Q3		Q4	
		M	A	M	A	M	A	M	A
		14	25	32	41	48	65	72	81
	AUS	9	15	22	31	44	57	64	74

RUS - Russian Fed.

No.	Name	MIN	Field Goals		2 Points		3 Points		Free Throws		Rebounds			AS	TO	ST	BS	PF	FD	PTS
			M/A	%	M/A	%	M/A	%	M/A	%	OR	DR	TOT							
4	GRIGORYEV Maxim	12:50	0/4	0	0/1	0	0/3	0	4/4	100	0	2	2	1	0	0	0	2	2	4
*5	ZARYAZHKO Victor	6:05	0/0	0	0/0	0	0/0	0	0/0	0	0	1	1	3	0	0	0	0	0	0
6	ANTIPOV Pavel	2:11	0/0	0	0/0	0	0/0	0	0/0	0	0	0	0	0	0	0	0	1	0	0
*7	KARASEV Sergey	31:41	4/12	33	3/7	43	1/5	20	6/8	75	0	6	6	3	3	2	2	4	6	15
8	IVLEV Vladimir	2:49	0/0	0	0/0	0	0/0	0	1/2	50	0	0	0	0	0	0	0	1	1	1
9	KULAGIN Dmitrii	32:21	5/11	45	4/7	57	1/4	25	0/0	0	0	3	3	2	1	1	0	3	5	11
10	VIKHROV Artem	7:49	0/0	0	0/0	0	0/0	0	0/0	0	0	0	0	0	0	0	0	1	0	0
*11	ANTONOV Semen	18:38	4/4	100	3/3	100	1/1	100	0/0	0	0	1	1	2	0	1	2	5	3	9
12	ZUBKOV Andrey	26:31	7/14	50	5/8	63	2/6	33	3/6	50	2	4	6	3	2	1	1	1	4	19
*13	KHVOSTOV Dmitriy	29:14	3/5	60	3/4	75	0/1	0	0/2	0	0	3	3	2	2	0	0	1	4	6
*14	VALIEV Evgeny	11:39	4/6	67	4/6	67	0/0	0	0/0	0	0	1	1	1	0	0	0	5	1	8
15	BALASHOV Nikita	18:12	2/4	50	2/4	50	0/0	0	4/4	100	4	1	5	0	1	1	1	1	3	8
Team / Coach											2	3	5	0	1	1	1	1	3	8
Totals			29/60	48	24/40	60	5/20	25	18/26	69	8	25	33	17	9	6	6	25	29	81
Coach		KARASEV Vasily																		
Assistant Coach		VASILYEV Alexey																		

AUS - Australia

No.	Name	MIN	Field Goals		2 Points		3 Points		Free Throws		Rebounds			AS	TO	ST	BS	PF	FD	PTS
			M/A	%	M/A	%	M/A	%	M/A	%	OR	DR	TOT							
*4	NORTON Mitch	16:18	0/1	0	0/0	0	0/1	0	0/0	0	0	1	1	3	1	1	0	3	3	0
5	CADEE Jason	24:00	0/4	0	0/1	0	0/3	0	3/4	75	0	1	1	7	2	0	0	4	4	3
6	HADZIJEROVIC Igor	3:44	0/1	0	0/0	0	0/1	0	0/0	0	0	1	1	1	0	0	0	1	0	0
7	ODIGIE Owen	7:11	1/2	50	1/2	50	0/0	0	0/0	0	1	0	1	1	0	0	0	0	0	2
8	BLANCHFIELD Todd	18:08	4/8	50	2/4	50	2/4	50	0/0	0	0	2	2	0	1	0	0	3	0	10
*9	STEINDL Clint	23:19	8/15	53	3/5	60	5/10	50	0/0	0	2	2	4	2	4	0	0	4	0	21
*10	BROEKHOFF Ryan	28:36	3/7	43	3/3	100	0/4	0	2/2	100	0	6	6	0	2	0	0	3	3	8
*11	DUMOVIC Andrija	15:11	1/7	14	1/7	14	0/0	0	0/0	0	4	5	9	0	0	0	0	1	3	2
12	ELLIS Cody	17:33	2/3	67	2/2	100	0/1	0	0/0	0	0	0	0	0	0	0	0	3	1	4
13	YOUNG Mitch	19:35	0/2	0	0/2	0	0/0	0	3/6	50	0	3	3	2	0	0	2	4	4	3
*14	BAIRSTOW Cameron	26:25	7/10	70	7/10	70	0/0	0	7/9	78	3	2	5	2	3	1	0	3	7	21
15	ANDRONICOS Matthew	0:00	0/0	0	0/0	0	0/0	0	0/0	0	0	0	0	0	0	0	0	0	0	0
Team / Coach											2	2	4		1					
Totals			26/60	43	19/36	53	7/24	29	15/21	71	12	25	37	18	14	2	2	29	25	74
Coach		LEMANIS Andrej																		
Assistant Coach		DOWNER Michael SHORT Rohan																		

	RUS	AUS
Points from Turnovers	18	3
Points in the Paint	38	30
Second Chance Points	6	10
Fast Break Points	4	4

	RUS	AUS
Biggest Lead	15	2
Biggest Scoring Run	7-0 (21-11)	5-0 (32-22)
Lead Changes	3	
Times Tied	3	

LEGEND			
%	Shooting Percentage	(C)	Captain
BS	Blocked Shots	DR	Defensive Rebounds
OR	Offensive Rebounds	OTx	Overtime
S	Suspended	ST	Steals
(I)	Injured	FD	Fouls Drawn
PF	Fouls	PTS	Points
TO	Turnovers	TOT	Total Rebounds
*	Starters	AS	Assists
M/A	Made / Attempts	MIN	Minutes Played
Qx	Quarter Time		

Timing and Results provided by TISSOT



Game No: 96

Shot Chart
Схема бросков

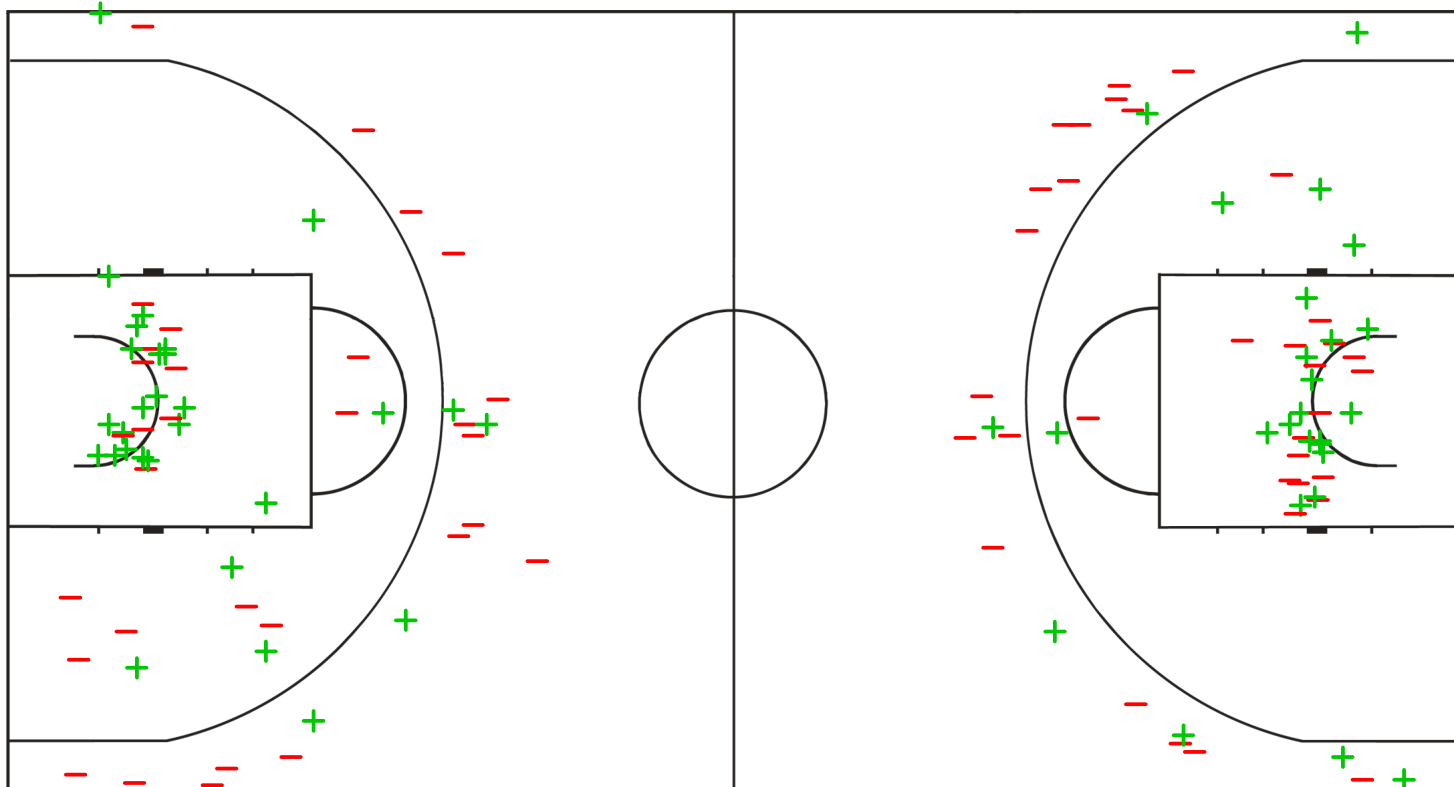
RUS 81 vs 74 AUS
(25 - 15, 16 - 16, 24 - 26, 16 - 17)

Scoring by 5 min intervals:

	Q1		Q2		Q3		Q4	
RUS	14	25	32	41	48	65	72	81
AUS	9	15	22	31	44	57	64	74

RUS - Russian Fed.

AUS - Australia



LEGEND

+ Shot Made

- Shot Missed

Timing and Results provided by TISSOT



Game No: 96

Shot Chart
Схема бросков

RUS 81 vs 74 AUS

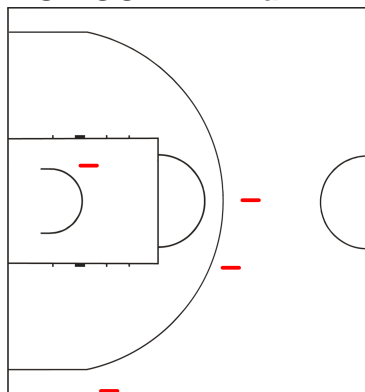
(25 - 15, 16 - 16, 24 - 26, 16 - 17)

Scoring by 5 min intervals:

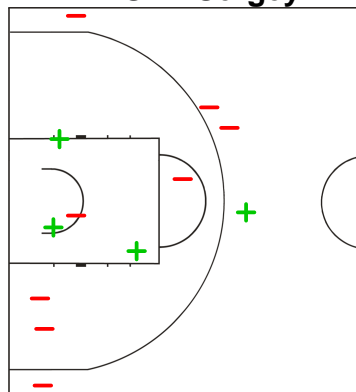
	Q1		Q2		Q3		Q4	
RUS	14	25	32	41	48	65	72	81
AUS	9	15	22	31	44	57	64	74

RUS - Russian Fed.

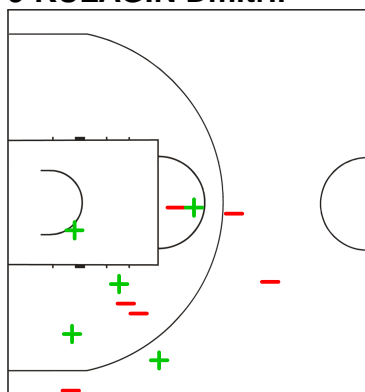
4 GRIGORYEV Maxim



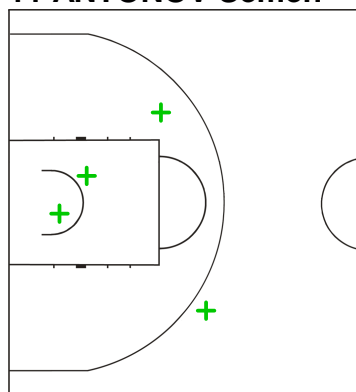
7 KARASEV Sergey



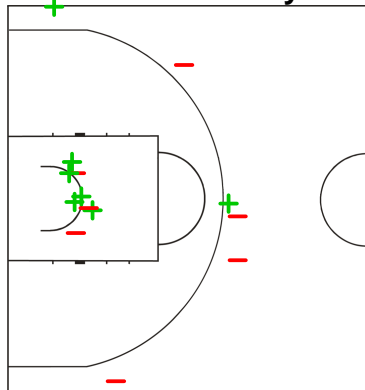
9 KULAGIN Dmitrii



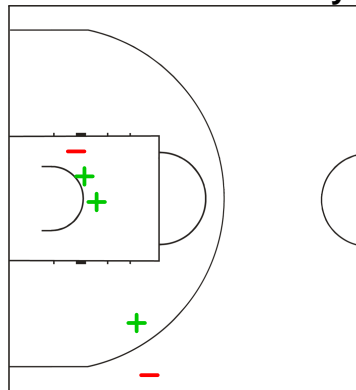
11 ANTONOV Semen



12 ZUBKOV Andrey



13 KHVOSTOV Dmitriy



LEGEND

+ Shot Made

-

Shot Missed

Timing and Results provided by TISSOT



Game No: 96

Shot Chart
Схема бросков

RUS 81 vs 74 AUS

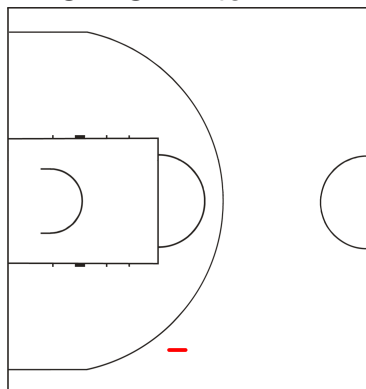
(25 - 15, 16 - 16, 24 - 26, 16 - 17)

Scoring by 5 min intervals:

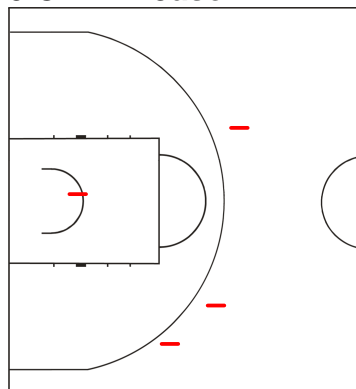
	Q1		Q2		Q3		Q4	
RUS	14	25	32	41	48	65	72	81
AUS	9	15	22	31	44	57	64	74

AUS - Australia

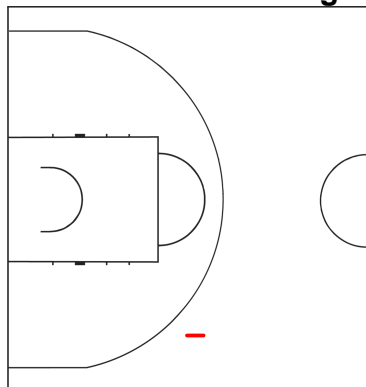
4 NORTON Mitch



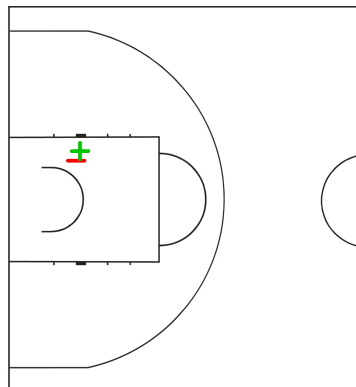
5 CADEE Jason



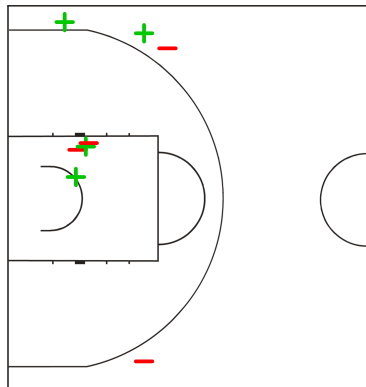
6 HADZIOMEROVIC Igor



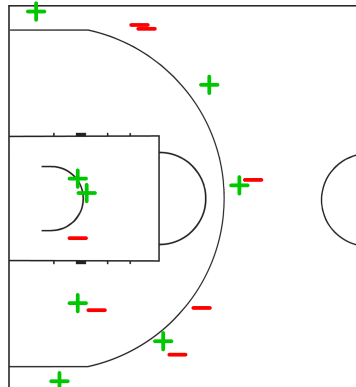
7 ODIGIE Owen



8 BLANCHFIELD Todd



9 STEINDL Clint



LEGEND

+ Shot Made

-

Shot Missed

Timing and Results provided by TISSOT



Game No: 96

Shot Chart
Схема бросков

RUS 81 vs 74 AUS

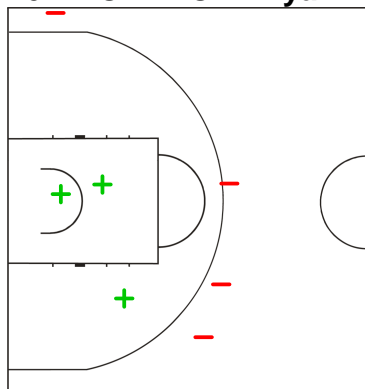
(25 - 15, 16 - 16, 24 - 26, 16 - 17)

Scoring by 5 min intervals:

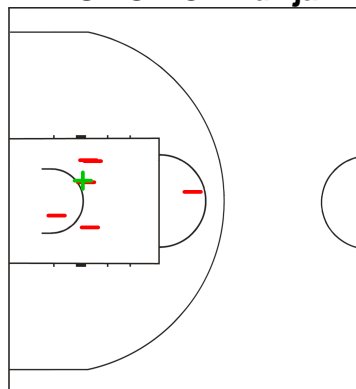
	Q1		Q2		Q3		Q4	
RUS	14	25	32	41	48	65	72	81
AUS	9	15	22	31	44	57	64	74

AUS - Australia

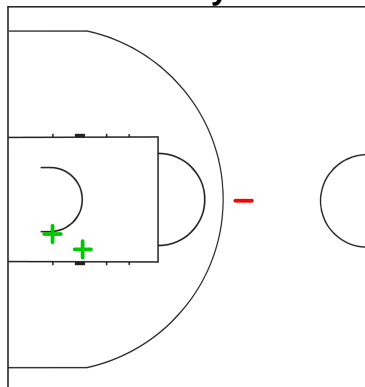
10 BROEKHOFF Ryan



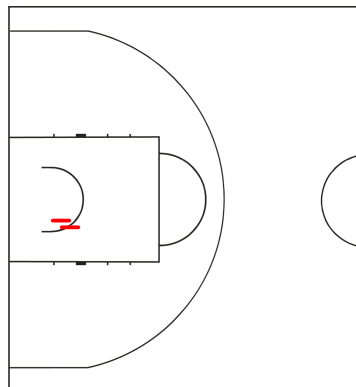
11 DUMOVIC Andrija



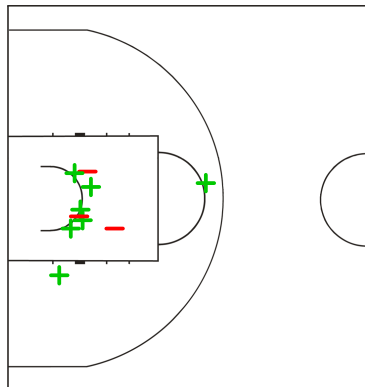
12 ELLIS Cody



13 YOUNG Mitch



14 BAIRSTOW Cameron



LEGEND

+ Shot Made

-

Shot Missed

Timing and Results provided by TISSOT



Game No: 96

Lineup Analysis

Анализ

RUS 81 vs 74 AUS

RUS

Lineup efficiency

7	KARASEV S	9	KULAGIN D	11	ANTONOV S	12	ZUBKOV A	13	KHVOSTOV D	7:46
5	ZARYAZHKO V	7	KARASEV S	11	ANTONOV S	13	KHVOSTOV D	14	VALIEV E	5:42
4	GRIGORYEV M	9	KULAGIN D	10	VIKHROV A	12	ZUBKOV A	15	BALASHOV N	5:05
7	KARASEV S	9	KULAGIN D	12	ZUBKOV A	13	KHVOSTOV D	15	BALASHOV N	4:41
4	GRIGORYEV M	9	KULAGIN D	12	ZUBKOV A	13	KHVOSTOV D	15	BALASHOV N	2:57
7	KARASEV S	9	KULAGIN D	11	ANTONOV S	13	KHVOSTOV D	14	VALIEV E	2:30
7	KARASEV S	9	KULAGIN D	10	VIKHROV A	14	VALIEV E	15	BALASHOV N	1:57
6	ANTIPOV P	7	KARASEV S	8	IVLEV V	9	KULAGIN D	13	KHVOSTOV D	1:50
4	GRIGORYEV M	7	KARASEV S	9	KULAGIN D	12	ZUBKOV A	15	BALASHOV N	1:32
4	GRIGORYEV M	7	KARASEV S	9	KULAGIN D	11	ANTONOV S	12	ZUBKOV A	1:25
7	KARASEV S	9	KULAGIN D	13	KHVOSTOV D	14	VALIEV E	15	BALASHOV N	1:13
4	GRIGORYEV M	7	KARASEV S	8	IVLEV V	12	ZUBKOV A	13	KHVOSTOV D	0:59
7	KARASEV S	9	KULAGIN D	10	VIKHROV A	12	ZUBKOV A	15	BALASHOV N	0:47
4	GRIGORYEV M	7	KARASEV S	11	ANTONOV S	12	ZUBKOV A	13	KHVOSTOV D	0:35
5	ZARYAZHKO V	7	KARASEV S	11	ANTONOV S	12	ZUBKOV A	13	KHVOSTOV D	0:23
6	ANTIPOV P	7	KARASEV S	9	KULAGIN D	12	ZUBKOV A	13	KHVOSTOV D	0:21
4	GRIGORYEV M	9	KULAGIN D	11	ANTONOV S	13	KHVOSTOV D	14	VALIEV E	0:17

Score development

7	KARASEV S	9	KULAGIN D	11	ANTONOV S	12	ZUBKOV A	13	KHVOSTOV D	7:46	+8
4	GRIGORYEV M	9	KULAGIN D	10	VIKHROV A	12	ZUBKOV A	15	BALASHOV N	5:05	+3
7	KARASEV S	9	KULAGIN D	13	KHVOSTOV D	14	VALIEV E	15	BALASHOV N	1:13	+2
4	GRIGORYEV M	7	KARASEV S	9	KULAGIN D	12	ZUBKOV A	15	BALASHOV N	1:32	+2
7	KARASEV S	9	KULAGIN D	11	ANTONOV S	13	KHVOSTOV D	14	VALIEV E	2:30	+2
5	ZARYAZHKO V	7	KARASEV S	11	ANTONOV S	13	KHVOSTOV D	14	VALIEV E	5:42	+2
7	KARASEV S	9	KULAGIN D	10	VIKHROV A	14	VALIEV E	15	BALASHOV N	1:57	+1
4	GRIGORYEV M	9	KULAGIN D	11	ANTONOV S	13	KHVOSTOV D	14	VALIEV E	0:17	0
5	ZARYAZHKO V	7	KARASEV S	11	ANTONOV S	12	ZUBKOV A	13	KHVOSTOV D	0:23	0
4	GRIGORYEV M	7	KARASEV S	11	ANTONOV S	12	ZUBKOV A	13	KHVOSTOV D	0:35	0
7	KARASEV S	9	KULAGIN D	10	VIKHROV A	12	ZUBKOV A	15	BALASHOV N	0:47	-1
4	GRIGORYEV M	7	KARASEV S	8	IVLEV V	12	ZUBKOV A	13	KHVOSTOV D	0:59	-1
6	ANTIPOV P	7	KARASEV S	8	IVLEV V	9	KULAGIN D	13	KHVOSTOV D	1:50	-1
7	KARASEV S	9	KULAGIN D	12	ZUBKOV A	13	KHVOSTOV D	15	BALASHOV N	4:41	0
6	ANTIPOV P	7	KARASEV S	9	KULAGIN D	12	ZUBKOV A	13	KHVOSTOV D	0:21	-2
4	GRIGORYEV M	7	KARASEV S	9	KULAGIN D	11	ANTONOV S	12	ZUBKOV A	1:25	-5
4	GRIGORYEV M	9	KULAGIN D	12	ZUBKOV A	13	KHVOSTOV D	15	BALASHOV N	2:57	-5



Game No: 96

Lineup Analysis

Анализ

AUS

Lineup efficiency


4	NORTON M	9	STEINDL C	10	BROEKHOFF R	11	DUMOVIC A	14	BAIRSTOW C	8:05
5	CADEE J	8	BLANCHFIELD T	10	BROEKHOFF R	12	ELLIS C	13	YOUNG M	4:00
5	CADEE J	8	BLANCHFIELD T	10	BROEKHOFF R	13	YOUNG M	14	BAIRSTOW C	3:35
5	CADEE J	9	STEINDL C	10	BROEKHOFF R	12	ELLIS C	14	BAIRSTOW C	3:22
5	CADEE J	9	STEINDL C	10	BROEKHOFF R	13	YOUNG M	14	BAIRSTOW C	2:05
5	CADEE J	8	BLANCHFIELD T	9	STEINDL C	12	ELLIS C	13	YOUNG M	1:57
5	CADEE J	7	ODIGIE O	8	BLANCHFIELD T	13	YOUNG M	14	BAIRSTOW C	1:51
4	NORTON M	7	ODIGIE O	9	STEINDL C	11	DUMOVIC A	12	ELLIS C	1:42
5	CADEE J	6	HADZIOMEROVIC I	9	STEINDL C	11	DUMOVIC A	14	BAIRSTOW C	1:37
5	CADEE J	7	ODIGIE O	8	BLANCHFIELD T	12	ELLIS C	14	BAIRSTOW C	1:35
4	NORTON M	8	BLANCHFIELD T	10	BROEKHOFF R	12	ELLIS C	13	YOUNG M	1:18
5	CADEE J	8	BLANCHFIELD T	10	BROEKHOFF R	11	DUMOVIC A	12	ELLIS C	1:16
5	CADEE J	6	HADZIOMEROVIC I	8	BLANCHFIELD T	10	BROEKHOFF R	13	YOUNG M	1:16
4	NORTON M	9	STEINDL C	10	BROEKHOFF R	11	DUMOVIC A	12	ELLIS C	1:08
4	NORTON M	9	STEINDL C	10	BROEKHOFF R	13	YOUNG M	14	BAIRSTOW C	0:59
5	CADEE J	6	HADZIOMEROVIC I	9	STEINDL C	13	YOUNG M	14	BAIRSTOW C	0:51
4	NORTON M	7	ODIGIE O	9	STEINDL C	11	DUMOVIC A	14	BAIRSTOW C	0:48
4	NORTON M	8	BLANCHFIELD T	9	STEINDL C	13	YOUNG M	14	BAIRSTOW C	0:45
4	NORTON M	7	ODIGIE O	10	BROEKHOFF R	12	ELLIS C	13	YOUNG M	0:40
4	NORTON M	8	BLANCHFIELD T	10	BROEKHOFF R	11	DUMOVIC A	14	BAIRSTOW C	0:35
4	NORTON M	5	CADEE J	7	ODIGIE O	12	ELLIS C	13	YOUNG M	0:18
5	CADEE J	7	ODIGIE O	10	BROEKHOFF R	12	ELLIS C	14	BAIRSTOW C	0:17

Score development

4	NORTON M	8	BLANCHFIELD T	10	BROEKHOFF R	12	ELLIS C	13	YOUNG M	1:18	+5
5	CADEE J	7	ODIGIE O	8	BLANCHFIELD T	13	YOUNG M	14	BAIRSTOW C	1:51	+5
4	NORTON M	9	STEINDL C	10	BROEKHOFF R	11	DUMOVIC A	14	BAIRSTOW C	8:05	+5
4	NORTON M	9	STEINDL C	10	BROEKHOFF R	13	YOUNG M	14	BAIRSTOW C	0:59	+3
5	CADEE J	7	ODIGIE O	10	BROEKHOFF R	12	ELLIS C	14	BAIRSTOW C	0:17	+2
5	CADEE J	8	BLANCHFIELD T	10	BROEKHOFF R	11	DUMOVIC A	12	ELLIS C	1:16	+2
5	CADEE J	8	BLANCHFIELD T	10	BROEKHOFF R	13	YOUNG M	14	BAIRSTOW C	3:35	+1
4	NORTON M	8	BLANCHFIELD T	10	BROEKHOFF R	11	DUMOVIC A	14	BAIRSTOW C	0:35	0
4	NORTON M	7	ODIGIE O	10	BROEKHOFF R	12	ELLIS C	13	YOUNG M	0:40	0
5	CADEE J	6	HADZIOMEROVIC I	8	BLANCHFIELD T	10	BROEKHOFF R	13	YOUNG M	1:16	-1
5	CADEE J	6	HADZIOMEROVIC I	9	STEINDL C	11	DUMOVIC A	14	BAIRSTOW C	1:37	0
5	CADEE J	8	BLANCHFIELD T	9	STEINDL C	12	ELLIS C	13	YOUNG M	1:57	0
5	CADEE J	9	STEINDL C	10	BROEKHOFF R	12	ELLIS C	14	BAIRSTOW C	3:22	-1
4	NORTON M	8	BLANCHFIELD T	9	STEINDL C	13	YOUNG M	14	BAIRSTOW C	0:45	-2
5	CADEE J	6	HADZIOMEROVIC I	9	STEINDL C	13	YOUNG M	14	BAIRSTOW C	0:51	-2
4	NORTON M	9	STEINDL C	10	BROEKHOFF R	11	DUMOVIC A	12	ELLIS C	1:08	-2
4	NORTON M	7	ODIGIE O	9	STEINDL C	11	DUMOVIC A	12	ELLIS C	1:42	-2
4	NORTON M	5	CADEE J	7	ODIGIE O	12	ELLIS C	13	YOUNG M	0:18	-3
4	NORTON M	7	ODIGIE O	9	STEINDL C	11	DUMOVIC A	14	BAIRSTOW C	0:48	-3
5	CADEE J	7	ODIGIE O	8	BLANCHFIELD T	12	ELLIS C	14	BAIRSTOW C	1:35	-3
5	CADEE J	9	STEINDL C	10	BROEKHOFF R	13	YOUNG M	14	BAIRSTOW C	2:05	-4
5	CADEE J	8	BLANCHFIELD T	10	BROEKHOFF R	12	ELLIS C	13	YOUNG M	4:00	-7

LEGEND

+ Shot Made - Shot Missed

Timing and Results provided by  TISSOT



Result Book

27th Summer Universiade in Kazan 2013



Basketball

Women's





Team Roster

Состав команд

As of SUN 7 JUL 2013 at 16:28

AUS - Australia

No.	Name	Pos	Height m / ft in	Date of Birth	Club - Season 2012/2013
4	THOMPSON Olivia	C		20 JAN 1993	
5	MANSFIELD Lauren	G		18 DEC 1989	
6	LANGFORD Emma	C		29 JAN 1989	
7	LAVEY Tessa	F		29 MAR 1993	
8	CUMMING Stephanie	G		26 JUL 1990	
9	MADGEN Tess	F		12 AUG 1990	
10	KUNEK Alice	F		6 JAN 1991	
12	EBZERY Katie	F		8 JAN 1990	
13	BURTON Natalie	C		23 MAR 1989	
14	TOLO Marianna	F		2 JUL 1989	
15	BLICAVS Sara	F		15 FEB 1993	

Coach BROWN Philip
Assistant Coach LUCAS Christopher

Team Uniform Colour

Light: green


Dark: gold

NOTES

Number of games played at the official FIBA/FIBA zones championships for senior men/women (provided by FIBA Europe)

LEGEND

(1)	Point Guard	(2)	Shooting Guard	(3)	Small Forward	(4)	Power Forward	(5)	Centre	(C)	Captain
C	Centre	F	Forward	G	Guard	Pos	Playing Position		Turnovers		
	Fouls		Points per Game		Points		Steals				
	Total Rebounds										

Timing and Results provided by  **TISSOT**



Team Roster

Состав команд

As of SUN 7 JUL 2013 at 16:28

BRA - Brazil

No.	Name	Pos	Height m / ft in	Date of Birth	Club - Season 2012/2013
4	SILVA Ariane		1.70/5'7"	17 MAY 1989	
5	NASCIMENTO Monica		1.90/6'3"	22 JAN 1991	
6	SOUZA Luana		1.76/5'9"	14 SEP 1991	
7	ZABANI Leila		1.80/5'11"	9 MAY 1991	
8	GRACIANO Ana		1.76/5'9"	10 FEB 1989	
9	ARANTES Andressa		1.85/6'1"	12 FEB 1991	
10	FREDIANI Thaissa		1.65/5'5"	1 JAN 1989	
11	FERREIRA Leidilania		1.87/6'2"	5 FEB 1991	
12	VASCONCELLOS Ingrid		1.85/6'1"	31 MAY 1994	
13	SIRTOLI Jennifer	F	1.84/6'0"	6 JUL 1992	
14	CICIARTE Maila		1.60/5'3"	28 FEB 1993	
15	ROCHA Dominick		1.83/6'0"	4 FEB 1989	
			1.78/5'10"		

Coach CAMARGO NETO Joao
Assistant Coach LUZ Cintia

Team Uniform Colour

Light: white


Dark: yellow

NOTES

Number of games played at the official FIBA/FIBA zones championships for senior men/women (provided by FIBA Europe)

LEGEND

(1)	Point Guard	(2)	Shooting Guard	(3)	Small Forward	(4)	Power Forward	(5)	Centre	(C)	Captain
C	Centre	F	Forward	G	Guard	Pos	Playing Position		Turnovers		
	Fouls		Points per Game		Points		Steals				
	Total Rebounds										

Timing and Results provided by  **TISSOT**



Team Roster

Состав команд

As of SAT 6 JUL 2013 at 23:45

CAN - Canada

No.	Name	Pos	Height m / ft in	Date of Birth	Club - Season 2012/2013
5	ROS Dianna	G	1.70/5'7"	16 DEC 1991	
6	LANGLOIS Miah-Marie	G	1.73/5'8"	21 SEP 1991	
7	WILLIAMS Korissa	G	1.75/5'9"	17 JAN 1992	
8	YOUNG Kristjana	G	1.83/6'0"	21 MAR 1992	
9	COWARD Rachelle	G	1.83/6'0"	2 MAY 1990	
10	CHAMBERS Erin	G	1.85/6'1"	11 MAR 1993	
11	SPOTTON Kara	F	1.88/6'2"	29 JAN 1993	
12	LEDINGHAM Lindsay	F	1.83/6'0"	12 MAY 1990	
13	CAMPBELL Tajjah	F	1.91/6'3"	2 FEB 1994	
14	KREIGER Tessa	C	1.93/6'4"	8 AUG 1992	
15	EMMERSON Dalyce	C	1.91/6'3" 1.83/6'0"	30 SEP 1993	

Coach MCKENZIE Fabian
Assistant Coach DOMENGGONI Michele
Assistant Coach VALLEE Chantal


Team Uniform Colour
Light: white
Dark: red

NOTES

Number of games played at the official FIBA/FIBA zones championships for senior men/women (provided by FIBA Europe)

LEGEND

(1)	Point Guard	(2)	Shooting Guard	(3)	Small Forward	(4)	Power Forward	(5)	Centre	(C)	Captain
C	Centre	F	Forward	G	Guard	Pos	Playing Position				
	Field Goals %		Free Throws %		Guard		Games Played				Minutes Played per Game
	Playing Position		Points per Game		Preliminary Round		Rebounds per Game				

Timing and Results provided by  **TISSOT**



Team Roster

Состав команд

As of SAT 6 JUL 2013 at 23:45

CHN - China

No.	Name	Pos	Height m / ft in	Date of Birth	Club - Season 2012/2013
4	REN Bingjie	C	1.93/6'4"	6 MAY 1990	
5	WANG Miqi	C	1.83/6'0"	17 AUG 1989	
6	LYU Ningning	G	1.76/5'9"	11 JUN 1992	
7	GUO Xiaochen	C	1.85/6'1"	22 OCT 1992	
8	ZHAO Peiyi	C	1.90/6'3"	27 DEC 1989	
9	SHAO Ting	F	1.85/6'1"	10 DEC 1989	
10	WU Di	F	1.83/6'0"	27 OCT 1993	
11	ZHAO Xuetong	F	1.85/6'1"	25 JUL 1993	
12	WU Siyang	F	1.82/6'0"	14 MAY 1991	
13	WANG Jinxian	F	1.82/6'0"	24 OCT 1989	
14	FENG Danlei	G	1.70/5'7"	18 DEC 1993	
15	GONG Fangzhu	G	1.67/5'6"	16 FEB 1991	
			1.82/6'0"		

Coach LI Sunnan
Assistant Coach SONG Lulu

Team Uniform Colour

Light: white


Dark: red

NOTES

Number of games played at the official FIBA/FIBA zones championships for senior men/women (provided by FIBA Europe)

LEGEND

(1)	Point Guard	(2)	Shooting Guard	(3)	Small Forward	(4)	Power Forward	(5)	Centre	(C)	Captain
C	Centre	F	Forward	G	Guard	Pos	Playing Position		Minutes Played per Game		
	Field Goals %		Free Throws %		Guard		Games Played				
	Playing Position		Points per Game		Preliminary Round		Rebounds per Game				

Timing and Results provided by  **TISSOT**



Team Roster

Состав команд

As of SAT 6 JUL 2013 at 23:45

CZE - Czech Republic

No.	Name	Pos	Height m / ft in	Date of Birth	Club - Season 2012/2013
4	VACKOVA Andrea		1.77/5'10"	21 JUL 1989	
5	NOVOTNA Katerina		1.78/5'10"	5 AUG 1989	
6	ZAPLATOVA Petra		1.75/5'9"	29 DEC 1991	
7	BARTAKOVA Lenka		1.75/5'9"	17 MAY 1991	
8	OVSIKOVA Andrea		1.77/5'10"	14 JUN 1989	
9	KASPARKOVA Barbora		1.83/6'0"	4 JUL 1992	
10	STARA Michaela		1.74/5'9"	16 JUL 1990	
11	ELHOTOVA Karolina		1.82/6'0"	7 JAN 1992	
12	ROSENBAUMOVA Klara		1.84/6'0"	19 APR 1990	
13	POCHOBRADSKA Klara		1.86/6'1"	3 MAY 1989	
14	SVRDLIKOVA Pavla		1.85/6'1"	15 SEP 1990	
15	HANUSOVA Alena		1.90/6'3"	29 MAY 1991	
			1.81/5'11"		

Coach TREML Petr
Assistant Coach VESELY Tomas

Team Uniform Colour

Light: white


Dark: red

NOTES

Number of games played at the official FIBA/FIBA zones championships for senior men/women (provided by FIBA Europe)

LEGEND

(1)	Point Guard	(2)	Shooting Guard	(3)	Small Forward	(4)	Power Forward	(5)	Centre	(C)	Captain
C	Centre	F	Forward	G	Guard	Pos	Playing Position				
	Field Goals %		Free Throws %		Guard		Games Played				Minutes Played per Game
	Playing Position		Points per Game		Preliminary Round		Rebounds per Game				

Timing and Results provided by  **TISSOT**



Team Roster

Состав команд

As of SUN 7 JUL 2013 at 16:28

FIN - Finland

No.	Name	Pos	Height m / ft in	Date of Birth	Club - Season 2012/2013
4	BEDRETDIN Meral	F	1.74/5'9"	7 MAR 1993	
5	JÄRVIKANGAS Noora	C	1.84/6'0"	2 APR 1994	
6	WAHLGREN Saara	F	1.72/5'8"	2 FEB 1993	
7	MÄKITALO Anni	F	1.75/5'9"	8 NOV 1991	
8	LEINO Emmi	F	1.82/6'0"	1 JUL 1994	
9	VAPAMAA Hanna	F	1.81/5'11"	29 SEP 1990	
10	GROSS Krista	F	1.83/6'0"	17 DEC 1990	
11	SALOMAA Henna	F	1.77/5'10"	5 JUN 1989	
12	LEHTORANTA Linda-Lotta	F	1.75/5'9"	7 OCT 1991	
13	SAARINEN Laura	C	1.86/6'1"	15 JAN 1992	
14	POUNDS Anissa	F	1.73/5'8"	7 DEC 1992	
15	PELANDER Sofia	C	1.88/6'2"	4 AUG 1992	
			1.79/5'10"		

Coach MIROLYBOV Anton
Assistant Coach IMMONEN Jussi

Team Uniform Colour

Light: white


Dark: blue

NOTES

Number of games played at the official FIBA/FIBA zones championships for senior men/women (provided by FIBA Europe)

LEGEND

(1)	Point Guard	(2)	Shooting Guard	(3)	Small Forward	(4)	Power Forward	(5)	Centre	(C)	Captain
C	Centre	F	Forward	G	Guard	Pos	Playing Position		Turnovers		
	Fouls		Points per Game		Points		Steals				
	Total Rebounds										

Timing and Results provided by  **TISSOT**



Team Roster

Состав команд

As of SUN 7 JUL 2013 at 16:28

HUN - Hungary

No.	Name	Pos	Height m / ft in	Date of Birth	Club - Season 2012/2013
4	ORI Gyorgyi Agnes	F	1.84/6'0"	7 NOV 1990	
5	VARGA Zsofia	F	1.82/6'0"	15 JAN 1989	
6	BALINT Reka	F	1.81/5'11"	6 MAR 1991	
7	AMBRUS Szandra	F	1.80/5'11"	1 SEP 1989	
8	BAKSA Bettina	F	1.74/5'9"	19 AUG 1992	
9	VELKEY Krisztina	G	1.78/5'10"	1 AUG 1992	
10	MANYOKI Judit Eszter	F	1.72/5'8"	6 MAR 1992	
11	KRIVACEVIC Tijana	C	1.94/6'4"	8 APR 1990	
12	MANSARE Anna Marty	C	1.88/6'2"	8 JAN 1992	
13	KOBOLAK Cintia Zsofia	C	1.85/6'1"	2 SEP 1991	
14	ADAMECZ Lilla	F	1.80/5'11"	26 MAR 1992	
15	ZELE Dorina	F	1.85/6'1"	13 FEB 1992	
			1.82/6'0"		

Coach GALL Tamas
Assistant Coach MAGYAR Gergely

Team Uniform Colour

Light: white


Dark: red

NOTES

Number of games played at the official FIBA/FIBA zones championships for senior men/women (provided by FIBA Europe)

LEGEND

(1)	Point Guard	(2)	Shooting Guard	(3)	Small Forward	(4)	Power Forward	(5)	Centre	(C)	Captain
C	Centre	F	Forward	G	Guard	Pos	Playing Position		Turnovers		
	Fouls		Points per Game		Points		Steals				
	Total Rebounds										

Timing and Results provided by  **TISSOT**



Team Roster

Состав команд

As of SUN 7 JUL 2013 at 16:28

JPN - Japan

No.	Name	Pos	Height m / ft in	Date of Birth	Club - Season 2012/2013
4	AMANO Kayoko	F	1.80/5'11"	19 JUL 1989	
5	SONODA Nao	F	1.78/5'10"	22 DEC 1989	
6	KURIHARA Mika	G	1.76/5'9"	14 MAY 1989	
7	IKEUCHI Yuri	F	1.80/5'11"	22 JUN 1989	
8	IJU Minami	G	1.68/5'6"	3 OCT 1990	
9	HONDA Masami	F	1.76/5'9"	18 MAY 1991	
10	OCHIAI Satomi	G	1.65/5'5"	28 MAY 1991	
11	SHINOZAKI Mio	G	1.66/5'5"	12 SEP 1991	
12	KOSUGE Yuka	C	1.80/5'11"	9 DEC 1991	
13	KATO Yuki	F	1.77/5'10"	6 FEB 1992	
14	SEZAKI Rina	G	1.62/5'4"	6 MAR 1992	
15	HASHIZUME Mari	C	1.82/6'0" 1.74/5'9"	7 MAR 1992	

Coach HAGIWARA Mikiko
Assistant Coach MORIYA Shiho
Assistant Coach NODERA Kazuhiko


Team Uniform Colour
Light: white
Dark: black

NOTES

Number of games played at the official FIBA/FIBA zones championships for senior men/women (provided by FIBA Europe)

LEGEND

(1)	Point Guard	(2)	Shooting Guard	(3)	Small Forward	(4)	Power Forward	(5)	Centre	(C)	Captain
C	Centre	F	Forward	G	Guard	Pos	Playing Position		Turnovers		
	Fouls		Points per Game		Points		Steals				
	Total Rebounds										

Timing and Results provided by  **TISSOT**



Team Roster

Состав команд

As of SUN 7 JUL 2013 at 16:28

MGL - Mongolia

No.	Name	Pos	Height m / ft in	Date of Birth	Club - Season 2012/2013
4	ENKHTAIVAN Chimeddolgor	G	1.70/5'7"	29 JAN 1993	
5	BAATAR Bolor-Erdene	C	1.80/5'11"	9 FEB 1993	
6	GANTULGA Zolzaya	F	1.75/5'9"	6 JUL 1990	
7	ICHINKHORLOO Dolgor	G	1.68/5'6"	30 AUG 1990	
8	DUGARSUREN Jargalan	C	1.83/6'0"	2 MAR 1991	
9	JARGALSAIKHAN Nyamsuren	G	1.70/5'7"	24 FEB 1991	
10	BAYASGALAN Solongo	F	1.78/5'10"	6 FEB 1990	
11	ALIMAA Khulan	F	1.65/5'5"	7 FEB 1992	
12	BORBAATAR Khos-Erdene	G	1.70/5'7"	1 AUG 1991	
13	ZORIGT Tsolmon	F	1.68/5'6"	16 FEB 1990	
14	ULAANKHUU Enerel	F	1.80/5'11"	14 DEC 1992	
15	CHULUUNTSETSEG Soyolmaa	G	1.78/5'10" 1.74/5'9"	5 JAN 1992	

Team Uniform Colour

Light: white


Dark: blue

NOTES

Number of games played at the official FIBA/FIBA zones championships for senior men/women (provided by FIBA Europe)

LEGEND

(1)	Point Guard	(2)	Shooting Guard	(3)	Small Forward	(4)	Power Forward	(5)	Centre	(C)	Captain
C	Centre	F	Forward	G	Guard	Pos	Playing Position		Turnovers		
	Fouls		Points per Game		Points		Steals				
	Total Rebounds										

Timing and Results provided by  **TISSOT**



Team Roster

Состав команд

As of SUN 7 JUL 2013 at 16:55

MLI - Mali

No.	Name	Pos	Height m / ft in	Date of Birth	Club - Season 2012/2013
4	DIALLO Awa	G	1.58/5'2"	19 NOV 1990	
5	KEITA Aminata	F	1.75/5'9"	30 MAR 1992	
6	DIAKITE Rokiatou	F	1.68/5'6"	5 APR 1991	
7	CISSE Rokia	F	1.80/5'11"	26 MAR 1993	
8	KONATE Aminata	F	1.80/5'11"	17 AUG 1991	
9	SISSOKO Aminata	G	1.70/5'7"	5 MAY 1991	
10	MARIKO Aminata	C	1.85/6'1"	23 JUN 1990	
12	SININTA MARIAM Dite G.	F	1.70/5'7"	1 APR 1990	
13	TOLO Aissata	F	1.78/5'10"	4 MAY 1991	
14	FOMBA Aissata	G	1.76/5'9"	20 OCT 1993	
15	TOURE Farima	C	1.83/6'0" 1.75/5'9"	10 AUG 1993	

Coach SOUMARE Babakar
Assistant Coach SANOGO Terumba

Team Uniform Colour


Light: yellow
Dark: green

NOTES

Number of games played at the official FIBA/FIBA zones championships for senior men/women (provided by FIBA Europe)

LEGEND

(1)	Point Guard	(2)	Shooting Guard	(3)	Small Forward	(4)	Power Forward	(5)	Centre	(C)	Captain
C	Centre	F	Forward	G	Guard	Pos	Playing Position				

Timing and Results provided by  **TISSOT**



Team Roster

Состав команд

As of SUN 7 JUL 2013 at 16:28

POL - Poland

No.	Name	Pos	Height m / ft in	Date of Birth	Club - Season 2012/2013
4	KRZYZANIAK Milena	G	1.64/5'5"	10 FEB 1990	
5	MARKIEWICZ Joanna	F	1.84/6'0"	10 MAY 1991	
6	COSENGUE CASIMIRO Ramona	G	1.70/5'7"	14 SEP 1992	
7	TREBICKA Claudia	G	1.76/5'9"	22 MAR 1990	
8	SNIEZEK Agnieszka	G	1.76/5'9"	25 OCT 1991	
9	MANKOWSKA Marta	G	1.80/5'11"	30 NOV 1990	
10	SCHMIDT Roksana	F	1.80/5'11"	22 NOV 1992	
11	SKOWRONEK Barbara	C	1.87/6'2"	1 DEC 1990	
12	BIENIEK Monika	F	1.81/5'11"	26 OCT 1992	
13	SOSNOWSKA Klaudia	F	1.86/6'1"	6 APR 1990	
14	SZCZEPANIK Agata	C	1.93/6'4"	13 MAR 1992	
15	STELMACH Martyna	C	1.89/6'2"	12 MAY 1992	
			1.81/5'11"		

Coach ZIEMINSKI Adam
Assistant Coach BARANSKI Ryszard
Assistant Coach RACZYNSKI Dariusz


Team Uniform Colour
Light:
Dark:

NOTES

Number of games played at the official FIBA/FIBA zones championships for senior men/women (provided by FIBA Europe)

LEGEND

(1)	Point Guard	(2)	Shooting Guard	(3)	Small Forward	(4)	Power Forward	(5)	Centre	(C)	Captain
C	Centre	F	Forward	G	Guard	Pos	Playing Position				
	Fouls		Points per Game		Points		Steals		Turnovers		
	Total Rebounds										

Timing and Results provided by  **TISSOT**



Team Roster

Состав команд

As of SUN 7 JUL 2013 at 16:28

RUS - Russian Fed.

No.	Name	Pos	Height m / ft in	Date of Birth	Club - Season 2012/2013
4	GRIGORYEVA Tatiana	G	1.78/5'10"	24 MAY 1990	
5	FEDORENKOVA Ekaterina	G	1.78/5'10"	12 AUG 1993	
6	MAYOROVA Nadezda	G	1.78/5'10"	6 FEB 1989	
7	LOGUNOVA Anastasia	C	1.92/6'4"	20 JUL 1990	
8	ABRIKOSOVA Tatiana	G	1.79/5'10"	28 MAY 1989	
9	FINOGENTOVA Evgeniia	G	1.74/5'9"	23 FEB 1991	
10	SHILOVA Anastasiya	F	1.86/6'1"	10 JAN 1991	
11	VIERU Natalia	C	2.00/6'7"	25 JUL 1989	
12	DOROSHEVA Veronika	F	1.90/6'3"	4 MAR 1991	
13	PASKALENKO Liubov	C	2.03/6'8"	20 OCT 1990	
14	LOGINOVA Anastasia	F	1.90/6'3"	13 JUL 1990	
15	GRISHAEVA Nadezhda	F	1.95/6'5"	2 JUL 1989	
			1.87/6'2"		

Coach SOKOLOVSKIY Boris
Assistant Coach SHUVAGIN Dmitry

Team Uniform Colour

Light: white


Dark: red

NOTES

Number of games played at the official FIBA/FIBA zones championships for senior men/women (provided by FIBA Europe)

LEGEND

(1)	Point Guard	(2)	Shooting Guard	(3)	Small Forward	(4)	Power Forward	(5)	Centre	(C)	Captain
C	Centre	F	Forward	G	Guard	Pos	Playing Position		Turnovers		
	Fouls		Points per Game		Points		Steals				
	Total Rebounds										

Timing and Results provided by  **TISSOT**



Team Roster

Состав команд

As of SUN 7 JUL 2013 at 16:28

SWE - Sweden

No.	Name	Pos	Height m / ft in	Date of Birth	Club - Season 2012/2013
4	HANSON Pernilla	F	1.81/5'11"	28 AUG 1990	
5	LOYD Kalis	F	1.84/6'0"	5 APR 1989	
6	LOOB Josefine	F	1.84/6'0"	29 AUG 1990	
7	DRAMMEH Binta	G	1.80/5'11"	21 MAY 1992	
8	NYBOM Kristina	G	1.72/5'8"	5 OCT 1989	
9	GULTEKIN Maryam	G	1.68/5'6"	21 SEP 1990	
10	HAMILTON CARTER Danielle	C	1.91/6'3"	23 JAN 1990	
11	STALVANT Martina	G	1.76/5'9"	27 MAY 1989	
12	MILENKOVIC Katarina	F	1.82/6'0"	23 APR 1991	
13	KABENGANO Salome	G	1.78/5'10"	16 MAR 1992	
14	AHLIN Tilde	F	1.87/6'2"	19 AUG 1990	
15	ANGEL Louise	C	1.88/6'2"	1 APR 1991	
			1.81/5'11"		

Coach LEMAN David
Assistant Coach BOULDWIN Hanna


Team Uniform Colour
Light:
Dark:

NOTES

Number of games played at the official FIBA/FIBA zones championships for senior men/women (provided by FIBA Europe)

LEGEND

(1)	Point Guard	(2)	Shooting Guard	(3)	Small Forward	(4)	Power Forward	(5)	Centre	(C)	Captain
C	Centre	F	Forward	G	Guard	Pos	Playing Position		Turnovers		
	Fouls		Points per Game		Points		Steals				
	Total Rebounds										

Timing and Results provided by  **TISSOT**



Team Roster

Состав команд

As of SUN 7 JUL 2013 at 16:28

TPE - Chinese Taipei

No.	Name	Pos	Height m / ft in	Date of Birth	Club - Season 2012/2013
4	CHANG Chi-Fang	G	1.74/5'9"	16 JAN 1993	
5	HSU Chien-Hui	F	1.72/5'8"	10 SEP 1989	
6	YANG Ya-Hui	G	1.70/5'7"	20 APR 1989	
7	HUANG Hung-Ying	F	1.64/5'5"	1 SEP 1989	
8	LIU Hsi-Yeh	F	1.73/5'8"	10 OCT 1991	
9	CHANG Chia-Ling	G	1.72/5'8"	26 SEP 1989	
10	LIN Hsien-Fang	G	1.73/5'8"	16 AUG 1991	
11	HUANG Ping-Jen	F	1.77/5'10"	6 NOV 1989	
12	HUANG Hsiang-Ting	C	1.81/5'11"	26 JAN 1993	
13	LO Chiao-Hui	F	1.77/5'10"	24 FEB 1990	
14	HUANG Ying-Li	F	1.70/5'7"	24 FEB 1989	
15	HSIEH Pei-Chun	C	1.82/6'0"	26 JUL 1991	
			1.74/5'9"		

Coach LIANG Chia-Yin
Assistant Coach CHENG Hui-Yun
Assistant Coach CHIEN Wei-Chuan


Team Uniform Colour
Light: white
Dark: blue

NOTES

Number of games played at the official FIBA/FIBA zones championships for senior men/women (provided by FIBA Europe)

LEGEND

(1)	Point Guard	(2)	Shooting Guard	(3)	Small Forward	(4)	Power Forward	(5)	Centre	(C)	Captain
C	Centre	F	Forward	G	Guard	Pos	Playing Position		Turnovers		
	Fouls		Points per Game		Points		Steals				
	Total Rebounds										

Timing and Results provided by  **TISSOT**



Team Roster

Состав команд

As of SAT 13 JUL 2013 at 20:15

UKR - Ukraine

No.	Name	Pos	Height m / ft in	Date of Birth	Club - Season 2012/2013
4	BILOTSEKIVSKA Arina		1.70/5'7"	3 DEC 1989	
5	SAMBURSKA Olena		1.74/5'9"	31 JAN 1989	
6	MATSKO Krystyna		1.81/5'11"	15 JUN 1991	
7	BOGDANOVA Anastasiia		1.77/5'10"	27 DEC 1991	
8	DOROGOBUZOVA Kateryna		1.86/6'1"	28 JUN 1990	
9	MAZNICHENKO Olga		1.87/6'2"	24 JUL 1991	
10	RYMARENKO Kateryna		1.87/6'2"	3 APR 1990	
12	MALASHENKO Olesia		1.89/6'2"	21 FEB 1991	
13	KOLOTOVSKA Natalia		1.70/5'7"	28 FEB 1990	
14	KOVALOVA Kateryna		1.85/6'1"	12 MAY 1989	
15	NAZAREVYCH Alisa		1.93/6'4"	18 AUG 1989	
			1.82/6'0"		

Coach CZECZURO Vadim
Assistant Coach VOZNIUK Sergii

Team Uniform Colour


Light: yellow
Dark: dark blue

NOTES

Number of games played at the official FIBA/FIBA zones championships for senior men/women (provided by FIBA Europe)

LEGEND

(1) C	Point Guard Centre	(2) F	Shooting Guard Forward	(3) G	Small Forward Guard	(4) Pos	Power Forward Playing Position	(5)	Centre	(C)	Captain
----------	-----------------------	----------	---------------------------	----------	------------------------	------------	-----------------------------------	-----	--------	-----	---------

Timing and Results provided by  **TISSOT**



Team Roster

Состав команд

As of SUN 7 JUL 2013 at 16:28

USA - United States

No.	Name	Pos	Height m / ft in	Date of Birth	Club - Season 2012/2013
4	SIMS Odyssey	G		13 JUL 1992	
5	MASSENGALE Ariel	G		10 JUN 1993	
6	HARTLEY Bria	G		30 SEP 1992	
7	ELLENBERG-WILEY Aaryn	G		19 JUL 1992	
8	SCHIMMEL Shoni	G		4 MAY 1992	
9	BRADFORD Crystal	G		1 NOV 1993	
10	HOOPER Jordan	F		20 FEB 1992	
11	LEWIS Kaleena	F		3 NOV 1993	
12	GRAY Reshanda	F		1 JUN 1993	
13	LISTON Patricia	G		20 FEB 1992	
14	HARBERTS Cassandra	F		4 JUN 1992	
15	PLAISANCE Theresa	F		18 MAY 1992	

Coach COALE Sherri
Assistant Coach GIORGIS Brian


Team Uniform Colour
Light: white
Dark: navy

NOTES

Number of games played at the official FIBA/FIBA zones championships for senior men/women (provided by FIBA Europe)

LEGEND

(1)	Point Guard	(2)	Shooting Guard	(3)	Small Forward	(4)	Power Forward	(5)	Centre	(C)	Captain
C	Centre	F	Forward	G	Guard	Pos	Playing Position		Turnovers		
	Fouls		Points per Game		Points		Steals				
	Total Rebounds										

Timing and Results provided by  **TISSOT**



Tournament Summary

Итоговые результаты турнира

As of MON 15 JUL 2013

Final Games

Phase	Teams	Start Time	Final				
Classification 7th-8th	CAN vs HUN	10:00	55 - 60	17 - 10	16 - 19	8 - 15	14 - 16
Classification 11th-12th	POL vs BRA	10:00	73 - 59	18 - 18	16 - 17	19 - 10	20 - 14
Classification 15th-16th	MLI vs MGL	10:00	84 - 67	19 - 25	22 - 7	24 - 16	19 - 19
Classification 5th-6th	SWE vs CZE	12:30	72 - 63	24 - 14	11 - 13	9 - 17	28 - 19
Classification 9th-10th	CHN vs UKR	12:30	72 - 85	16 - 21	21 - 23	11 - 17	24 - 24
Classification 13th-14th	JPN vs FIN	12:30	78 - 63	22 - 16	19 - 20	19 - 12	18 - 15
Bronze Medal Game	AUS vs TPE	19:00	99 - 58	27 - 13	24 - 10	23 - 18	25 - 17
Gold Medal Game	USA vs RUS	21:30	90 - 71	22 - 13	19 - 14	27 - 20	22 - 24

Group A						Games			Points		Class.
Rank		RUS	SWE	POL	MGL	Played	Won	Lost	For	Against	Points
1	RUS		74 - 68	74 - 37	123 - 23	3	3	0	271	128	6
2	SWE	68 - 74		69 - 48	95 - 21	3	2	1	232	143	5
3	POL	37 - 74	48 - 69		117 - 44	3	1	2	202	187	4
4	MGL	23 - 123	21 - 95	44 - 117		3	0	3	88	335	3

Group B						Games			Points		Class.
Rank		USA	CZE	BRA	MLI	Played	Won	Lost	For	Against	Points
1	USA		101 - 61	105 - 75	120 - 32	3	3	0	326	168	6
2	CZE	61 - 101		86 - 63	59 - 44	3	2	1	206	208	5
3	BRA	75 - 105	63 - 86		78 - 51	3	1	2	216	242	4
4	MLI	32 - 120	44 - 59	51 - 78		3	0	3	127	257	3

Group C						Games			Points		Class.
Rank		TPE	CAN	UKR	JPN	Played	Won	Lost	For	Against	Points
1	TPE		72 - 67	84 - 68	69 - 64	3	3	0	225	199	6
2	CAN	67 - 72		57 - 59	76 - 48	3	1	2	200	179	4
3	UKR	68 - 84	59 - 57		66 - 68	3	1	2	193	209	4
4	JPN	64 - 69	48 - 76	68 - 66		3	1	2	180	211	4

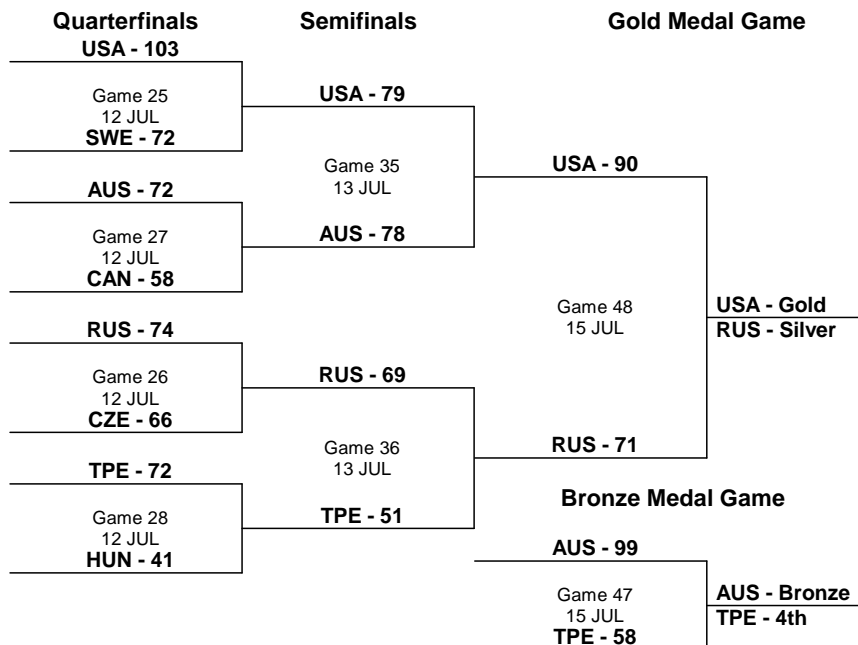
Group D						Games			Points		Class.
Rank		AUS	HUN	CHN	FIN	Played	Won	Lost	For	Against	Points
1	AUS		79 - 53	94 - 45	95 - 46	3	3	0	268	144	6
2	HUN	53 - 79		80 - 67	64 - 59	3	2	1	197	205	5
3	CHN	45 - 94	67 - 80		74 - 62	3	1	2	186	236	4
4	FIN	46 - 95	59 - 64	62 - 74		3	0	3	167	233	3



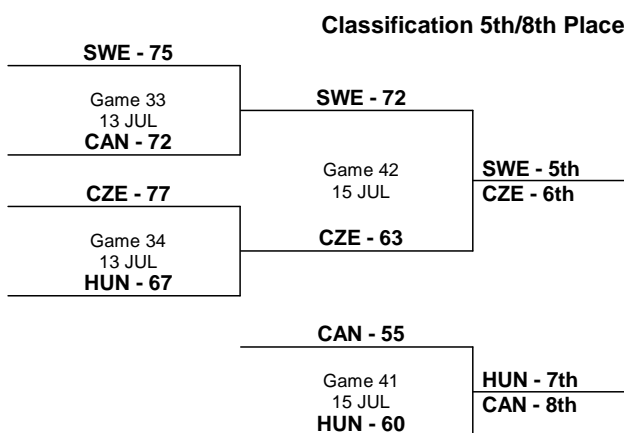
Tournament Summary

Итоговые результаты турнира

As of MON 15 JUL 2013



Final Standings				
Medal	Rank	Team	GP	W-L
Gold	1	USA	6	6 - 0
Silver	2	RUS	6	5 - 1
Bronze	3	AUS	6	5 - 1
	4	TPE	6	4 - 2
	5	SWE	6	4 - 2
	6	CZE	6	3 - 3
	7	HUN	6	3 - 3
	8	CAN	6	1 - 5
	9	UKR	6	4 - 2
	10	CHN	6	3 - 3
	11	POL	6	3 - 3
	12	BRA	6	2 - 4
	13	JPN	6	3 - 3
	14	FIN	6	1 - 5
	15	MLI	6	1 - 5
	16	MGL	6	0 - 6





Tournament Summary

Итоговые результаты турнира

As of MON 15 JUL 2013

Classification 9th/16th Place

CHN - 80				
Game 29 12 JUL JPN - 74	CHN - 57	Game 39 13 JUL	CHN - 72	UKR - 9th CHN - 10th
POL - 82				
Game 31 12 JUL MLI - 52	POL - 49			
UKR - 80	UKR - 76	Game 40 13 JUL	UKR - 85	POL - 11th BRA - 12th
Game 30 12 JUL FIN - 51				
BRA - 94	BRA - 66			
Game 32 12 JUL MGL - 46			POL - 73	
			Game 43 15 JUL BRA - 59	

Classification 13th/16th Place


JPN - 109				
Game 37 13 JUL MLI - 61	JPN - 78	Game 46 15 JUL	JPN - 13th FIN - 14th	
FIN - 84				
Game 38 13 JUL MGL - 38	FIN - 63			
			MLI - 84	
			Game 45 15 JUL MGL - 67	MLI - 15th MGL - 16th

NOTES

Detailed explanations of competition are described on output: N02 - Competition Format and Rules

LEGEND

GP Games Played W-L Win-Loss

Timing and Results provided by  **TISSOT**



Cumulative Statistics

Суммарная статистика

AUS - Australia

AFTER 6 GAMES

No.	Name	GP	MIN	MPG	Field Goals		2 Points		3 Points		Free Throws		Rebounds			AS	TO	ST	BS	PF	FD	PTS	PPG				
					M / A	%	M / A	%	M / A	%	M / A	%	OR	DR	TOT												
9	MADGEN Tess	5	140	27:59	34/55	62	23/37	62	11/18	61	6/9	67	7	22	29	24	6	6	2	6	15	85	17.0				
10	KUNEK Alice	6	147	24:29	33/57	58	27/43	63	6/14	43	24/26	92	6	31	37	7	9	1	0	13	28	96	16.0				
8	CUMMING Stephanie	6	161	26:49	26/57	46	21/46	46	5/11	45	12/13	92	6	18	24	16	16	9	3	9	11	69	11.5				
4	THOMPSON Olivia	5	62	12:28	20/28	71	20/28	71	0/0	0	8/8	100	6	15	21	2	10	4	2	4	5	48	9.6				
14	TOLO Marianna	6	120	20:03	22/36	61	22/36	61	0/0	0	11/15	73	13	19	32	8	8	6	9	11	15	55	9.2				
12	EBZERY Katie	6	131	21:46	19/37	51	17/32	53	2/5	40	14/16	88	10	16	26	13	12	5	4	11	14	54	9.0				
15	BLICAVS Sara	6	108	18:00	16/41	39	16/38	42	0/3	0	4/6	67	11	26	37	6	6	3	2	9	5	36	6.0				
7	LAVEY Tessa	6	130	21:39	11/32	34	8/19	42	3/13	23	4/4	100	1	11	12	23	11	7	0	5	6	29	4.8				
6	LANGFORD Emma	5	63	12:36	7/24	29	7/24	29	0/0	0	6/6	100	7	9	16	4	10	4	0	5	4	20	4.0				
13	BURTON Natalie	6	75	12:29	7/10	70	7/10	70	0/0	0	6/7	86	7	10	17	1	3	4	2	14	7	20	3.3				
5	MANSFIELD Lauren	5	63	12:34	1/11	9	1/8	13	0/3	0	3/4	75	1	8	9	8	5	2	1	4	4	5	1.0				
Team / Coach																		9	17	26				6			
Totals					196/388	51	169/321	53	27/67	40	98/114	86	84	202	286	112	102	51	25	91	114	517	86.2				
Opponents					130/398	33	108/298	36	22/100	22	57/80	71	67	110	177	66	95	40	16	114	91	339	56.5				


AVERAGES PER GAME

	AUS	Opponents
Points from Turnovers	104	67
Points in the Paint	276	172
Second Chance Points	65	35
Fast Break Points	58	39

	AUS	Opponents
Total Field Goals Made	32.7	21.7
2 Points Field Goals Made	28.2	18.0
3 Points Field Goals Made	4.5	3.7
Free Throws Made	16.3	9.5
Offensive Rebounds	14.0	11.2
Defensive Rebounds	33.7	18.3
Total Rebounds	47.7	29.5
Assists	18.7	11.0
Fouls	15.2	19.0
Turnovers	17.0	15.8
Steals	8.5	6.7
Blocked Shots	4.2	2.7
Points from Turnovers	17.3	11.2
Points in the Paint	46.0	28.7
Second Chance Points	10.8	5.8
Fast Break Points	9.7	6.5

LEGEND

%	Shooting Percentage	AS	Assists	BS	Blocked Shots	DR	Defensive Rebounds	FD	Fouls Drawn
GP	Games Played	M / A	Made / Attempts	MIN	Minutes Played	MPG	Minutes Played per Game	OR	Offensive Rebounds
PF	Fouls	PPG	Points per Game	PTS	Points	ST	Steals	TO	Turnovers
TOT	Total Rebounds								

Timing and Results provided by  TISSOT



Cumulative Statistics

Суммарная статистика

BRA - Brazil

AFTER 6 GAMES

No.	Name	GP	MIN	MPG	Field Goals		2 Points		3 Points		Free Throws		Rebounds			AS	TO	ST	BS	PF	FD	PTS	PPG		
					M / A	%	M / A	%	M / A	%	M / A	%	OR	DR	TOT										
4	SILVA Ariane	6	170	28:16	23/53	43	16/28	57	7/25	28	15/17	88	3	11	14	15	14	4	1	13	15	68	11.3		
6	SOUZA Luana	6	167	27:47	24/69	35	14/41	34	10/28	36	10/14	71	6	7	13	13	14	9	0	14	13	68	11.3		
7	ZABANI Leila	5	122	24:26	22/55	40	18/45	40	4/10	40	7/11	64	5	10	15	17	14	4	0	14	12	55	11.0		
10	FREDIANI Thaisa	6	98	16:23	19/35	54	13/23	57	6/12	50	7/11	64	5	7	12	8	11	13	0	6	12	51	8.5		
5	NASCIMENTO Monica	6	126	20:57	20/46	43	19/41	46	1/5	20	6/20	30	16	20	36	5	10	4	5	10	16	47	7.8		
9	ARANTES Andressa	6	103	17:08	7/19	37	7/19	37	0/0	0	16/24	67	8	18	26	9	9	0	3	7	15	30	5.0		
15	ROCHA Dominick	6	52	8:38	11/23	48	9/18	50	2/5	40	2/12	17	6	5	11	3	10	6	1	8	13	26	4.3		
8	FERNANDES Ana	6	61	10:14	10/20	50	10/18	56	0/2	0	5/6	83	1	6	7	7	4	3	1	5	4	25	4.2		
11	FERREIRA Leidiana	6	128	21:19	11/28	39	10/23	43	1/5	20	0/0	0	9	31	40	4	7	6	0	19	8	23	3.8		
12	VASCONCELLOS Ingrid	6	55	9:12	7/9	78	7/9	78	0/0	0	3/6	50	4	5	9	2	7	1	3	6	4	17	2.8		
14	CICIARTE Maila	5	55	11:05	5/11	45	5/9	56	0/2	0	3/5	60	3	6	9	6	8	6	0	11	7	13	2.6		
13	SIRTOLI Jennifer	6	63	10:26	4/15	27	1/8	13	3/7	43	1/2	50	1	7	8	4	6	6	0	8	1	12	2.0		
Team / Coach																		13	17	30					
Totals					163/383	43	129/282	46	34/101	34	75/128	59	80	150	230	93	118	62	14	121	120	435	72.5		
Opponents					159/385	41	121/256	47	38/129	29	81/110	74	82	159	241	91	129	52	13	121	119	437	72.8		


	BRA	Opponents
Points from Turnovers	83	94
Points in the Paint	226	176
Second Chance Points	59	50
Fast Break Points	27	19

AVERAGES PER GAME

	BRA	Opponents
Total Field Goals Made	27.2	26.5
2 Points Field Goals Made	21.5	20.2
3 Points Field Goals Made	5.7	6.3
Free Throws Made	12.5	13.5
Offensive Rebounds	13.3	13.7
Defensive Rebounds	25.0	26.5
Total Rebounds	38.3	40.2
Assists	15.5	15.2
Fouls	20.2	20.2
Turnovers	19.7	21.5
Steals	10.3	8.7
Blocked Shots	2.3	2.2
Points from Turnovers	13.8	15.7
Points in the Paint	37.7	29.3
Second Chance Points	9.8	8.3
Fast Break Points	4.5	3.2

LEGEND

%	Shooting Percentage	AS	Assists	BS	Blocked Shots	DR	Defensive Rebounds	FD	Fouls Drawn
GP	Games Played	M / A	Made / Attempts	MIN	Minutes Played	MPG	Minutes Played per Game	OR	Offensive Rebounds
PF	Fouls	PPG	Points per Game	PTS	Points	ST	Steals	TO	Turnovers
TOT	Total Rebounds								

Timing and Results provided by  TISSOT



Cumulative Statistics

Суммарная статистика

CAN - Canada

AFTER 6 GAMES

No.	Name	GP	MIN	MPG	Field Goals		2 Points		3 Points		Free Throws		Rebounds			AS	TO	ST	BS	PF	FD	PTS	PPG				
					M / A	%	M / A	%	M / A	%	M / A	%	OR	DR	TOT												
6	LANGLOIS Miah-Marie	6	206	34:15	25/63	40	19/45	42	6/18	33	25/28	89	3	25	28	19	11	18	1	16	29	81	13.5				
9	COWARD Rachelle	6	142	23:39	22/53	42	13/30	43	9/23	39	3/4	75	4	11	15	5	11	4	0	9	3	56	9.3				
7	WILLIAMS Korissa	6	182	30:18	19/54	35	19/54	35	0/0	0	14/20	70	9	22	31	18	17	10	0	23	18	52	8.7				
15	EMMERSON Dalcyce	6	121	20:08	17/33	52	17/33	52	0/0	0	18/22	82	11	18	29	7	11	4	0	7	17	52	8.7				
12	LEDINGHAM Lindsay	6	153	25:32	17/40	43	13/27	48	4/13	31	5/6	83	2	22	24	5	11	3	5	17	9	43	7.2				
8	YOUNG Kristjana	6	138	22:55	16/42	38	14/31	45	2/11	18	7/9	78	0	12	12	6	5	2	2	14	8	41	6.8				
13	CAMPBELL Tajjah	6	84	13:58	10/30	33	10/30	33	0/0	0	6/9	67	11	17	28	6	10	1	4	16	6	26	4.3				
10	CHAMBERS Erin	6	87	14:26	7/20	35	5/10	50	2/10	20	4/4	100	2	5	7	4	4	5	1	6	4	20	3.3				
11	SPOTTON Kara	4	25	6:11	2/5	40	2/4	50	0/1	0	1/1	100	3	5	8	0	4	2	0	7	3	5	1.3				
5	ROS Dianna	5	39	7:47	2/5	40	1/4	25	1/1	100	0/0	0	0	6	6	1	3	1	0	2	2	5	1.0				
14	KREIGER Tessa	6	32	5:18	1/11	9	1/11	9	0/0	0	2/2	100	3	6	9	0	9	0	0	11	5	4	0.7				
Team / Coach																		10	13	23				10			
Totals					138/356	39	114/279	41	24/77	31	85/105	81	58	162	220	71	106	50	13	128	104	385	64.2				
Opponents					133/362	37	112/268	42	21/94	22	99/129	77	72	157	229	53	101	48	17	104	128	386	64.3				


AVERAGES PER GAME

	CAN	Opponents
Points from Turnovers	73	68
Points in the Paint	180	170
Second Chance Points	42	52
Fast Break Points	12	12

	CAN	Opponents
Total Field Goals Made	23.0	22.2
2 Points Field Goals Made	19.0	18.7
3 Points Field Goals Made	4.0	3.5
Free Throws Made	14.2	16.5
Offensive Rebounds	9.7	12.0
Defensive Rebounds	27.0	26.2
Total Rebounds	36.7	38.2
Assists	11.8	8.8
Fouls	21.3	17.3
Turnovers	17.7	16.8
Steals	8.3	8.0
Blocked Shots	2.2	2.8
Points from Turnovers	12.2	11.3
Points in the Paint	30.0	28.3
Second Chance Points	7.0	8.7
Fast Break Points	2.0	2.0

LEGEND

%	Shooting Percentage	AS	Assists	BS	Blocked Shots	DR	Defensive Rebounds	FD	Fouls Drawn
GP	Games Played	M / A	Made / Attempts	MIN	Minutes Played	MPG	Minutes Played per Game	OR	Offensive Rebounds
PF	Fouls	PPG	Points per Game	PTS	Points	ST	Steals	TO	Turnovers
TOT	Total Rebounds								

Timing and Results provided by  TISSOT



Cumulative Statistics

Суммарная статистика

CHN - China

AFTER 6 GAMES

No.	Name	GP	MIN	MPG	Field Goals		2 Points		3 Points		Free Throws		Rebounds			AS	TO	ST	BS	PF	FD	PTS	PPG						
					M / A	%	M / A	%	M / A	%	M / A	%	OR	DR	TOT														
9	SHAO Ting	6	191	31:50	36/67	54	35/57	61	1/10	10	27/40	68	8	37	45	26	27	20	5	17	32	100	16.7						
15	GONG Fangzhu	6	184	30:40	20/44	45	15/27	56	5/17	29	11/15	73	7	17	24	13	12	8	1	14	17	56	9.3						
5	WANG Miqi	6	144	24:02	24/55	44	22/51	43	2/4	50	3/6	50	6	14	20	8	13	5	0	22	11	53	8.8						
12	WU Siyang	6	189	31:26	18/67	27	11/32	34	7/35	20	5/11	45	3	16	19	8	10	6	4	6	10	48	8.0						
7	GUO Xiaochen	4	92	23:05	12/24	50	12/24	50	0/0	0	7/14	50	7	7	14	11	6	2	0	18	14	31	7.8						
10	WU Di	6	115	19:06	14/38	37	11/28	39	3/10	30	8/13	62	4	6	10	5	2	2	1	10	10	39	6.5						
13	WANG Jinxian	6	59	9:53	8/26	31	1/2	50	7/24	29	0/0	0	2	8	10	1	6	3	4	9	1	23	3.8						
4	REN Bingjie	5	57	11:29	9/19	47	9/19	47	0/0	0	0/0	0	1	8	9	0	4	1	0	9	3	18	3.6						
8	ZHAO Peiyi	6	81	13:34	8/18	44	8/18	44	0/0	0	0/0	0	1	14	15	2	1	1	3	9	4	16	2.7						
14	FENG Danlei	6	57	9:26	5/11	45	5/10	50	0/1	0	1/2	50	0	1	1	2	8	0	0	5	5	11	1.8						
6	LYU Ningning	4	30	7:32	0/2	0	0/1	0	0/1	0	0/0	0	1	2	3	3	3	0	0	1	0	0	0.0						
11	ZHAO Xuetong	0	0	0:00	0/0	0	0/0	0	0/0	0	0/0	0	0	0	0	0	0	0	0	0	0	0	0.0						
Team / Coach																10	18	28				2				4			
Totals					154/371	42	129/269	48	25/102	25	62/101	61	50	148	198	79	94	48	18	124	107	395	65.8						
Opponents					168/378	44	133/282	47	35/96	36	73/103	71	66	168	234	101	105	38	10	109	119	444	74.0						


AVERAGES PER GAME

	CHN	Opponents
Points from Turnovers	108	87
Points in the Paint	200	200
Second Chance Points	30	40
Fast Break Points	30	34

	CHN	Opponents
Total Field Goals Made	25.7	28.0
2 Points Field Goals Made	21.5	22.2
3 Points Field Goals Made	4.2	5.8
Free Throws Made	10.3	12.2
Offensive Rebounds	8.3	11.0
Defensive Rebounds	24.7	28.0
Total Rebounds	33.0	39.0
Assists	13.2	16.8
Fouls	20.7	18.2
Turnovers	15.7	17.5
Steals	8.0	6.3
Blocked Shots	3.0	1.7
Points from Turnovers	18.0	14.5
Points in the Paint	33.3	33.3
Second Chance Points	5.0	6.7
Fast Break Points	5.0	5.7

LEGEND

%	Shooting Percentage	AS	Assists	BS	Blocked Shots	DR	Defensive Rebounds	FD	Fouls Drawn
GP	Games Played	M / A	Made / Attempts	MIN	Minutes Played	MPG	Minutes Played per Game	OR	Offensive Rebounds
PF	Fouls	PPG	Points per Game	PTS	Points	ST	Steals	TO	Turnovers
TOT	Total Rebounds								

Timing and Results provided by  TISSOT



Cumulative Statistics

Суммарная статистика

CZE - Czech Republic

AFTER 6 GAMES

No.	Name	GP	MIN	MPG	Field Goals		2 Points		3 Points		Free Throws		Rebounds			AS	TO	ST	BS	PF	FD	PTS	PPG		
					M / A	%	M / A	%	M / A	%	M / A	%	OR	DR	TOT										
15	HANUSOVA Alena	6	137	22:48	30/51	59	27/45	60	3/6	50	20/23	87	4	29	33	9	15	3	8	9	21	83	13.8		
13	POCHOBRADESKA Klara	5	135	26:55	21/42	50	18/34	53	3/8	38	8/9	89	12	19	31	5	6	7	2	11	9	53	10.6		
9	KASPARKOVA Barbara	1	9	8:51	3/5	60	3/5	60	0/0	0	2/2	100	1	2	3	0	3	0	0	0	1	8	8.0		
10	STARA Michaela	6	171	28:32	16/45	36	7/19	37	9/26	35	5/6	83	6	8	14	27	20	11	0	11	13	46	7.7		
8	OVSIKOVA Andrea	6	141	23:26	19/40	48	14/31	45	5/9	56	3/6	50	5	7	12	4	11	4	0	11	6	46	7.7		
12	ROSENBAUMOVA Klara	6	136	22:37	19/46	41	16/38	42	3/8	38	2/2	100	9	15	24	6	9	12	0	10	4	43	7.2		
7	BARTAKOVA Lenka	6	154	25:38	14/46	30	9/33	27	5/13	38	8/14	57	3	16	19	19	16	7	3	18	18	41	6.8		
11	ELHOTOVA Karolina	6	96	16:04	13/34	38	6/16	38	7/18	39	3/4	75	5	11	16	5	6	7	1	7	5	36	6.0		
6	ZAPLATOVA Petra	6	103	17:06	10/31	32	9/23	39	1/8	13	7/10	70	2	7	9	7	9	5	1	11	13	28	4.7		
14	SVRDLIKOVA Pavla	5	65	12:56	5/12	42	5/12	42	0/0	0	4/5	80	4	5	9	4	2	5	1	7	3	14	2.8		
4	VACKOVA Andrea	5	40	7:59	4/13	31	3/8	38	1/5	20	2/4	50	2	0	2	4	1	1	0	1	4	11	2.2		
5	NOVOTNA Katerina	4	15	3:38	1/6	17	0/3	0	1/3	33	0/0	0	1	2	3	1	2	0	1	2	1	3	0.8		
Team / Coach																9	21	30				1			
Totals					155/371	42	117/267	44	38/104	37	64/85	75	63	142	205	91	101	62	17	98	98	412	68.7		
Opponents					170/385	44	140/287	49	30/98	31	51/79	65	85	155	240	79	110	67	13	98	98	421	70.2		


AVERAGES PER GAME

	CZE	Opponents
Points from Turnovers	82	93
Points in the Paint	136	224
Second Chance Points	38	69
Fast Break Points	30	20

	CZE	Opponents
Total Field Goals Made	25.8	28.3
2 Points Field Goals Made	19.5	23.3
3 Points Field Goals Made	6.3	5.0
Free Throws Made	10.7	8.5
Offensive Rebounds	10.5	14.2
Defensive Rebounds	23.7	25.8
Total Rebounds	34.2	40.0
Assists	15.2	13.2
Fouls	16.3	16.3
Turnovers	16.8	18.3
Steals	10.3	11.2
Blocked Shots	2.8	2.2
Points from Turnovers	13.7	15.5
Points in the Paint	22.7	37.3
Second Chance Points	6.3	11.5
Fast Break Points	5.0	3.3

LEGEND

%	Shooting Percentage	AS	Assists	BS	Blocked Shots	DR	Defensive Rebounds	FD	Fouls Drawn
GP	Games Played	M / A	Made / Attempts	MIN	Minutes Played	MPG	Minutes Played per Game	OR	Offensive Rebounds
PF	Fouls	PPG	Points per Game	PTS	Points	ST	Steals	TO	Turnovers
TOT	Total Rebounds								

Timing and Results provided by  TISSOT



Cumulative Statistics

Суммарная статистика

FIN - Finland

AFTER 6 GAMES

No.	Name	GP	MIN	MPG	Field Goals		2 Points		3 Points		Free Throws		Rebounds			AS	TO	ST	BS	PF	FD	PTS	PPG		
					M / A	%	M / A	%	M / A	%	M / A	%	OR	DR	TOT										
12	LEHTORANTA Linda-Lotta	6	162	27:00	25/69	36	17/33	52	8/36	22	14/21	67	5	14	19	13	13	7	0	8	19	72	12.0		
5	JÄRVIKANGAS Noora	4	95	23:44	12/28	43	8/15	53	4/13	31	19/23	83	2	10	12	0	4	0	0	8	16	47	11.8		
11	SALOMAA Henna	5	122	24:23	18/41	44	8/14	57	10/27	37	8/18	44	2	6	8	9	8	6	0	9	24	54	10.8		
13	SAARINEN Laura	5	139	27:50	12/31	39	11/27	41	1/4	25	9/18	50	10	23	34	5	11	7	2	7	18	34	6.8		
10	GROSS Krista	6	161	26:51	17/51	33	16/45	36	1/6	17	2/3	67	13	19	32	9	18	15	8	23	4	37	6.2		
7	MÄKITALO Anni	6	111	18:32	12/30	40	11/25	44	1/5	20	8/12	67	3	4	7	7	11	3	0	4	11	33	5.5		
15	PELANDER Sofia	6	84	14:01	10/18	56	10/18	56	0/0	0	7/10	70	6	10	16	1	8	3	1	11	13	27	4.5		
4	BEDRETDIN Meral	6	121	20:08	8/26	31	6/18	33	2/8	25	2/3	67	0	5	5	9	15	6	0	12	8	20	3.3		
6	WAHLGREN Saara	6	53	8:50	5/17	29	3/11	27	2/6	33	1/4	25	0	1	1	2	2	4	0	7	2	13	2.2		
14	POUNDS Anissa	6	41	6:47	2/14	14	1/7	14	1/7	14	6/6	100	3	2	5	2	4	2	0	1	5	11	1.8		
8	LEINO Emmi	6	70	11:42	3/14	21	1/8	13	2/6	33	1/3	33	0	2	2	3	12	2	0	8	4	9	1.5		
9	VAPAMAA Hanna	6	40	6:44	3/13	23	1/4	25	2/9	22	0/0	0	0	6	6	2	4	6	3	9	3	8	1.3		
Team / Coach																		18	13	31					
Totals					127/352	36	93/225	41	34/127	27	77/121	64	62	115	178	62	117	61	14	107	127	365	60.8		
Opponents					167/354	47	141/277	51	26/77	34	69/92	75	71	172	243	106	131	59	25	128	107	429	71.5		


AVERAGES PER GAME

	FIN	Opponents
Points from Turnovers	98	91
Points in the Paint	158	208
Second Chance Points	34	31
Fast Break Points	22	33

	FIN	Opponents
Total Field Goals Made	21.2	27.8
2 Points Field Goals Made	15.5	23.5
3 Points Field Goals Made	5.7	4.3
Free Throws Made	12.8	11.5
Offensive Rebounds	10.3	11.8
Defensive Rebounds	19.2	28.7
Total Rebounds	29.7	40.5
Assists	10.3	17.7
Fouls	17.8	21.3
Turnovers	19.5	21.8
Steals	10.2	9.8
Blocked Shots	2.3	4.2
Points from Turnovers	16.3	15.2
Points in the Paint	26.3	34.7
Second Chance Points	5.7	5.2
Fast Break Points	3.7	5.5

LEGEND

%	Shooting Percentage	AS	Assists	BS	Blocked Shots	DR	Defensive Rebounds	FD	Fouls Drawn
GP	Games Played	M / A	Made / Attempts	MIN	Minutes Played	MPG	Minutes Played per Game	OR	Offensive Rebounds
PF	Fouls	PPG	Points per Game	PTS	Points	ST	Steals	TO	Turnovers
TOT	Total Rebounds								

Timing and Results provided by  TISSOT



Cumulative Statistics

Суммарная статистика

HUN - Hungary

AFTER 6 GAMES

No.	Name	GP	MIN	MPG	Field Goals		2 Points		3 Points		Free Throws		Rebounds			AS	TO	ST	BS	PF	FD	PTS	PPG	
					M / A	%	M / A	%	M / A	%	M / A	%	OR	DR	TOT									
11	KRIVACEVIC Tijana	6	173	28:49	45/81	56	44/79	56	1/2	50	40/57	70	18	26	44	3	15	11	3	23	56	131	21.8	
6	BALINT Reka	6	163	27:10	21/63	33	14/45	31	7/18	39	14/16	88	9	13	22	11	14	7	1	10	17	63	10.5	
5	VARGA Zsafia	6	163	27:07	22/60	37	21/58	36	1/2	50	3/6	50	3	18	21	13	5	6	1	20	13	48	8.0	
4	ORI Gyorgyi Agnes	6	136	22:36	12/36	33	8/24	33	4/12	33	9/10	90	6	17	23	5	3	4	2	20	8	37	6.2	
12	MANARE Anna Merty	6	117	19:31	8/24	33	8/23	35	0/1	0	4/10	40	7	22	29	5	5	3	5	19	7	20	3.3	
10	MANYOKI Judit Eszter	6	103	17:07	7/27	26	4/13	31	3/14	21	3/4	75	6	10	16	7	16	7	0	16	8	20	3.3	
8	BAKSA Bettina	3	39	13:08	1/3	33	1/3	33	0/0	0	7/8	88	0	0	0	3	2	0	0	4	5	9	3.0	
14	ADAMECZ Lilla	4	66	16:29	4/21	19	4/20	20	0/1	0	3/3	100	5	11	16	5	11	1	1	10	7	11	2.8	
7	AMBRUS Szandra	6	123	20:29	5/23	22	5/18	28	0/5	0	4/7	57	3	17	20	18	21	3	0	14	7	14	2.3	
13	KOBOLAK Cintia Zsafia	5	52	10:19	3/13	23	3/12	25	0/1	0	0/0	0	6	9	15	0	3	1	5	3	0	6	1.2	
9	VELKEY Krisztina	6	66	10:57	3/16	19	3/11	27	0/5	0	0/0	0	0	6	6	3	8	2	1	4	1	6	1.0	
15	ZELE Dorina	0	0	0:00	0/0	0	0/0	0	0/0	0	0/0	0	0	0	0	0	0	0	0	0	0	0	0.0	
Team / Coach																	6	11	17					
Totals					131/367	36	115/306	38	16/61	26	87/121	72	69	160	229	73	104	45	19	143	129	365	60.8	
Opponents					145/361	40	115/250	46	30/111	27	89/121	74	61	172	233	92	97	65	14	130	143	409	68.2	


AVERAGES PER GAME

	HUN	Opponents
Points from Turnovers	73	98
Points in the Paint	154	168
Second Chance Points	37	43
Fast Break Points	21	32

	HUN	Opponents
Total Field Goals Made	21.8	24.2
2 Points Field Goals Made	19.2	19.2
3 Points Field Goals Made	2.7	5.0
Free Throws Made	14.5	14.8
Offensive Rebounds	11.5	10.2
Defensive Rebounds	26.7	28.7
Total Rebounds	38.2	38.8
Assists	12.2	15.3
Fouls	23.8	21.7
Turnovers	17.3	16.2
Steals	7.5	10.8
Blocked Shots	3.2	2.3
Points from Turnovers	12.2	16.3
Points in the Paint	25.7	28.0
Second Chance Points	6.2	7.2
Fast Break Points	3.5	5.3

LEGEND

%	Shooting Percentage	AS	Assists	BS	Blocked Shots	DR	Defensive Rebounds	FD	Fouls Drawn
GP	Games Played	M / A	Made / Attempts	MIN	Minutes Played	MPG	Minutes Played per Game	OR	Offensive Rebounds
PF	Fouls	PPG	Points per Game	PTS	Points	ST	Steals	TO	Turnovers
TOT	Total Rebounds								

Timing and Results provided by  TISSOT



Cumulative Statistics

Суммарная статистика

JPN - Japan

AFTER 6 GAMES

No.	Name	GP	MIN	MPG	Field Goals		2 Points		3 Points		Free Throws		Rebounds			AS	TO	ST	BS	PF	FD	PTS	PPG						
					M / A	%	M / A	%	M / A	%	M / A	%	OR	DR	TOT														
11	SHINOZAKI Mio	6	176	29:17	34/90	38	23/54	43	11/36	31	9/14	64	6	22	28	14	15	9	0	13	17	88	14.7						
6	KURIHARA Mika	6	115	19:11	22/45	49	7/17	41	15/28	54	5/6	83	4	9	13	11	9	6	0	10	6	64	10.7						
9	HONDA Masami	6	174	28:55	22/46	48	20/36	56	2/10	20	13/15	87	8	14	22	8	5	7	0	9	17	59	9.8						
8	IJU Minami	5	97	19:24	15/46	33	9/27	33	6/19	32	10/16	63	3	13	16	11	13	5	0	6	15	46	9.2						
5	SONODA Nao	6	113	18:54	9/19	47	8/18	44	1/1	100	21/24	88	2	8	10	6	6	3	0	18	22	40	6.7						
10	OCHIAI Satomi	6	144	23:56	14/40	35	7/15	47	7/25	28	3/3	100	1	17	18	15	20	6	0	10	10	38	6.3						
12	KOSUGE Yuka	6	110	18:15	17/32	53	17/31	55	0/1	0	4/6	67	11	9	20	4	7	3	1	9	9	38	6.3						
4	AMANO Kayoko	6	128	21:15	17/33	52	15/26	58	2/7	29	1/3	33	5	15	20	3	7	6	3	16	5	37	6.2						
7	IKEUCHI Yuri	4	74	18:27	7/21	33	6/12	50	1/9	11	2/2	100	1	9	10	5	9	6	0	9	4	17	4.3						
15	HASHIZUME Mari	4	37	9:09	3/6	50	3/6	50	0/0	0	5/6	83	5	6	11	1	1	1	0	4	5	11	2.8						
13	KATO Yuki	3	34	11:20	1/2	50	1/2	50	0/0	0	1/1	100	1	2	3	1	2	1	0	3	1	3	1.0						
14	SEZAKI Rina	0	0	0:00	0/0	0	0/0	0	0/0	0	0/0	0	0	0	0	0	0	0	0	0	0	0	0.0						
Team / Coach																		13	12	25		1							
Totals					161/380	42	116/244	48	45/136	33	74/96	77	60	136	196	79	95	53	4	107	111	441	73.5						
Opponents					157/334	47	126/247	51	31/87	36	70/95	74	47	158	205	65	126	43	6	114	106	415	69.2						


AVERAGES PER GAME

	JPN	Opponents
Points from Turnovers	93	79
Points in the Paint	152	216
Second Chance Points	31	52
Fast Break Points	8	2

	JPN	Opponents
Total Field Goals Made	26.8	26.2
2 Points Field Goals Made	19.3	21.0
3 Points Field Goals Made	7.5	5.2
Free Throws Made	12.3	11.7
Offensive Rebounds	10.0	7.8
Defensive Rebounds	22.7	26.3
Total Rebounds	32.7	34.2
Assists	13.2	10.8
Fouls	17.8	19.0
Turnovers	15.8	21.0
Steals	8.8	7.2
Blocked Shots	0.7	1.0
Points from Turnovers	15.5	13.2
Points in the Paint	25.3	36.0
Second Chance Points	5.2	8.7
Fast Break Points	1.3	0.3

LEGEND

%	Shooting Percentage	AS	Assists	BS	Blocked Shots	DR	Defensive Rebounds	FD	Fouls Drawn
GP	Games Played	M / A	Made / Attempts	MIN	Minutes Played	MPG	Minutes Played per Game	OR	Offensive Rebounds
PF	Fouls	PPG	Points per Game	PTS	Points	ST	Steals	TO	Turnovers
TOT	Total Rebounds								

Timing and Results provided by  TISSOT



Cumulative Statistics

Суммарная статистика

MGL - Mongolia

AFTER 6 GAMES

No.	Name	GP	MIN	MPG	Field Goals		2 Points		3 Points		Free Throws		Rebounds			AS	TO	ST	BS	PF	FD	PTS	PPG
					M / A	%	M / A	%	M / A	%	M / A	%	OR	DR	TOT								
10	BAYARGALAN Solongo	6	197	32:47	22/90	24	12/52	23	10/38	26	9/16	56	5	20	25	8	40	10	9	19	29	63	10.5
7	ICHINKHORLOO Dolgor	6	154	25:35	14/54	26	2/10	20	12/44	27	0/2	0	4	14	18	8	19	6	1	7	3	40	6.7
15	CHULUNTSETSEG Soyolmaa	6	117	19:26	14/30	47	13/26	50	1/4	25	9/11	82	11	16	27	5	19	3	2	16	7	38	6.3
5	BAATAR Bolor-Erdene	6	143	23:47	14/40	35	13/38	34	1/2	50	1/5	20	9	17	26	4	16	4	1	22	9	30	5.0
8	DUGARSUREN Jargalan	6	153	25:30	9/35	26	8/26	31	1/9	11	3/6	50	6	19	25	4	26	3	5	23	7	22	3.7
4	ENHTAIHAN Chimedolgor	6	82	13:41	8/41	20	4/13	31	4/28	14	0/0	0	5	5	10	1	16	4	1	8	1	20	3.3
11	ALIMAA Khulan	6	93	15:26	3/14	21	3/8	38	0/6	0	3/6	50	4	14	18	12	17	1	0	2	10	9	1.5
6	GANTULGA Zolzaya	6	33	5:26	3/11	27	2/4	50	1/7	14	1/2	50	0	1	1	0	4	2	0	3	2	8	1.3
12	BORBAATAR Khos-Erdene	6	77	12:51	1/15	7	0/4	0	1/11	9	2/4	50	3	8	11	2	24	1	0	8	5	5	0.8
9	JARGALSAMHAN Nyamsuren	5	11	2:09	1/2	50	1/1	100	0/1	0	0/0	0	0	0	0	1	3	1	0	0	1	2	0.4
14	LULAANKHUU Enerel	6	51	8:28	1/7	14	1/7	14	0/0	0	0/1	0	4	10	14	1	3	2	0	5	2	2	0.3
13	ZORIGT Tsolmon	6	91	15:13	0/5	0	0/4	0	0/1	0	0/2	0	2	4	6	6	13	0	0	11	3	0	0.0
Team / Coach																							
Totals					90/344	26	59/193	31	31/151	21	28/55	51	70	146	216	52	210	37	19	124	79	239	39.8
Opponents					231/480	48	208/377	55	23/103	22	112/171	65	126	194	320	146	77	142	24	79	124	597	99.5


AVERAGES PER GAME

	MGL	Opponents
Points from Turnovers	31	220
Points in the Paint	78	344
Second Chance Points	23	114
Fast Break Points	21	132

	MGL	Opponents
Total Field Goals Made	15.0	38.5
2 Points Field Goals Made	9.8	34.7
3 Points Field Goals Made	5.2	3.8
Free Throws Made	4.7	18.7
Offensive Rebounds	11.7	21.0
Defensive Rebounds	24.3	32.3
Total Rebounds	36.0	53.3
Assists	8.7	24.3
Fouls	20.7	13.2
Turnovers	35.0	12.8
Steals	6.2	23.7
Blocked Shots	3.2	4.0
Points from Turnovers	5.2	36.7
Points in the Paint	13.0	57.3
Second Chance Points	3.8	19.0
Fast Break Points	3.5	22.0

LEGEND

%	Shooting Percentage	AS	Assists	BS	Blocked Shots	DR	Defensive Rebounds	FD	Fouls Drawn
GP	Games Played	M / A	Made / Attempts	MIN	Minutes Played	MPG	Minutes Played per Game	OR	Offensive Rebounds
PF	Fouls	PPG	Points per Game	PTS	Points	ST	Steals	TO	Turnovers
TOT	Total Rebounds								

Timing and Results provided by  TISSOT



Cumulative Statistics

Суммарная статистика

MLI - Mali

AFTER 6 GAMES

No.	Name	GP	MIN	MPG	Field Goals		2 Points		3 Points		Free Throws		Rebounds			AS	TO	ST	BS	PF	FD	PTS	PPG
					M / A	%	M / A	%	M / A	%	M / A	%	OR	DR	TOT								
10	MARIKO Aminata	6	195	32:27	47/96	49	46/91	51	1/5	20	5/13	38	35	39	74	13	27	16	0	13	21	100	16.7
15	TOURE Farima	6	185	30:53	20/71	28	15/60	25	5/11	45	15/24	63	23	25	48	9	16	3	1	21	20	60	10.0
9	SISSOKO Aminata	6	195	32:33	20/58	34	18/44	41	2/14	14	4/6	67	3	24	27	12	20	13	1	14	10	46	7.7
4	DIALLO Awa	6	176	29:15	13/90	14	4/30	13	9/60	15	6/10	60	4	8	12	18	9	12	0	9	10	41	6.8
8	KONATE Aminata	6	149	24:50	17/45	38	15/30	50	2/15	13	0/0	0	4	12	16	8	13	6	1	9	1	36	6.0
13	TOLO Aissata	6	68	11:18	6/26	23	5/17	29	1/9	11	0/0	0	7	6	13	1	4	0	0	8	1	13	2.2
5	KEITA Aminata	6	49	8:13	3/15	20	3/13	23	0/2	0	2/2	100	5	4	9	0	2	3	1	9	2	8	1.3
6	DIAKITE Rokiatou	6	80	13:23	3/14	21	3/7	43	0/7	0	1/2	50	3	4	7	8	5	5	1	10	4	7	1.2
7	CISSE Rokia	6	50	8:23	3/8	38	2/6	33	1/2	50	0/0	0	2	3	5	3	3	0	1	7	0	7	1.2
14	FOMBA Aissata	5	19	3:42	3/5	60	3/5	60	0/0	0	0/2	0	0	1	1	1	4	3	0	6	1	6	1.2
12	SININTA MARIAM Die G.	3	24	7:54	0/4	0	0/3	0	0/1	0	0/0	0	1	2	3	0	4	2	0	1	1	0	0.0
Team / Coach																8	9	17					
Totals					135/432	31	114/306	37	21/126	17	33/59	56	95	137	232	73	117	63	6	107	71	324	54.0
Opponents					200/406	49	156/287	54	44/119	37	71/104	68	80	205	285	129	108	63	18	71	107	515	85.8


AVERAGES PER GAME

	MLI	Opponents
Points from Turnovers	80	99
Points in the Paint	180	236
Second Chance Points	41	42
Fast Break Points	17	42

	MLI	Opponents
Total Field Goals Made	22.5	33.3
2 Points Field Goals Made	19.0	26.0
3 Points Field Goals Made	3.5	7.3
Free Throws Made	5.5	11.8
Offensive Rebounds	15.8	13.3
Defensive Rebounds	22.8	34.2
Total Rebounds	38.7	47.5
Assists	12.2	21.5
Fouls	17.8	11.8
Turnovers	19.5	18.0
Steals	10.5	10.5
Blocked Shots	1.0	3.0
Points from Turnovers	13.3	16.5
Points in the Paint	30.0	39.3
Second Chance Points	6.8	7.0
Fast Break Points	2.8	7.0

LEGEND

%	Shooting Percentage	AS	Assists	BS	Blocked Shots	DR	Defensive Rebounds	FD	Fouls Drawn
GP	Games Played	M / A	Made / Attempts	MIN	Minutes Played	MPG	Minutes Played per Game	OR	Offensive Rebounds
PF	Fouls	PPG	Points per Game	PTS	Points	ST	Steals	TO	Turnovers
TOT	Total Rebounds								

Timing and Results provided by  TISSOT



Cumulative Statistics

Суммарная статистика

POL - Poland

AFTER 6 GAMES

No.	Name	GP	MIN	MPG	Field Goals		2 Points		3 Points		Free Throws		Rebounds			AS	TO	ST	BS	PF	FD	PTS	PPG					
					M / A	%	M / A	%	M / A	%	M / A	%	OR	DR	TOT													
15	STELMACH Martyna	6	127	21:13	27/54	50	25/50	50	2/4	50	16/23	70	4	27	31	8	16	4	1	8	21	72	12.0					
8	SNIEZEK Agnieszka	6	154	25:35	21/31	68	21/31	68	0/0	0	12/17	71	10	10	20	13	9	6	0	11	20	54	9.0					
13	SOSNOWSKA Klaudia	6	128	21:16	17/35	49	12/23	52	5/12	42	7/9	78	10	21	31	13	14	6	0	17	15	46	7.7					
14	SZCZEPANIK Agata	6	94	15:43	18/40	45	18/39	46	0/1	0	7/11	64	4	22	26	4	13	2	3	18	9	43	7.2					
11	SKOWIRONEK Barbara	6	88	14:44	16/31	52	16/31	52	0/0	0	6/11	55	7	13	20	2	11	2	3	14	17	38	6.3					
5	MARKIEWICZ Joanna	6	109	18:13	12/32	38	10/23	43	2/9	22	8/10	80	8	13	21	10	5	9	0	7	10	34	5.7					
10	SCHMIDT Roksana	6	83	13:54	9/28	32	7/21	33	2/7	29	14/18	78	4	3	7	4	14	4	0	13	14	34	5.7					
4	KRZYZANIAK Milena	6	167	27:48	7/36	19	5/27	19	2/9	22	15/22	68	2	19	21	24	15	6	0	5	19	31	5.2					
6	LOSSENIE CASIMIRO Hanna	3	51	17:06	5/21	24	5/19	26	0/2	0	3/5	60	3	3	6	5	9	6	1	5	7	13	4.3					
9	MANIKOWSKA Marta	5	67	13:19	7/20	35	5/14	36	2/6	33	2/6	33	3	4	7	1	4	3	0	6	6	18	3.6					
7	TREBICKA Claudia	6	74	12:19	7/28	25	7/23	30	0/5	0	5/6	83	3	6	9	6	9	5	0	8	3	19	3.2					
12	BIENIEK Monika	6	57	9:32	0/5	0	0/3	0	0/2	0	4/6	67	0	10	10	9	2	5	3	5	4	4	0.7					
Team / Coach																	15	33	48		2				1			
Totals					146/361	40	131/304	43	15/57	26	99/144	69	73	184	257	99	123	58	11	118	145	406	67.7					
Opponents					126/394	32	94/257	37	32/137	23	71/110	65	90	159	249	83	123	58	17	147	115	355	59.2					


AVERAGES PER GAME

	POL	Opponents
Points from Turnovers	91	105
Points in the Paint	206	142
Second Chance Points	48	35
Fast Break Points	75	44

	POL	Opponents
Total Field Goals Made	24.3	21.0
2 Points Field Goals Made	21.8	15.7
3 Points Field Goals Made	2.5	5.3
Free Throws Made	16.5	11.8
Offensive Rebounds	12.2	15.0
Defensive Rebounds	30.7	26.5
Total Rebounds	42.8	41.5
Assists	16.5	13.8
Fouls	19.7	24.5
Turnovers	20.5	20.5
Steals	9.7	9.7
Blocked Shots	1.8	2.8
Points from Turnovers	15.2	17.5
Points in the Paint	34.3	23.7
Second Chance Points	8.0	5.8
Fast Break Points	12.5	7.3

LEGEND

%	Shooting Percentage	AS	Assists	BS	Blocked Shots	DR	Defensive Rebounds	FD	Fouls Drawn
GP	Games Played	M / A	Made / Attempts	MIN	Minutes Played	MPG	Minutes Played per Game	OR	Offensive Rebounds
PF	Fouls	PPG	Points per Game	PTS	Points	ST	Steals	TO	Turnovers
TOT	Total Rebounds								

Timing and Results provided by  TISSOT



Cumulative Statistics

Суммарная статистика

RUS - Russian Fed.

AFTER 6 GAMES

No.	Name	GP	MIN	MPG	Field Goals		2 Points		3 Points		Free Throws		Rebounds			AS	TO	ST	BS	PF	FD	PTS	PPG		
					M / A	%	M / A	%	M / A	%	M / A	%	OR	DR	TOT										
7	LOGUNOVA Anastasia	6	143	23:54	29/45	64	29/43	67	0/2	0	8/9	89	3	27	30	11	11	2	5	10	13	66	11.0		
11	VIERU Natalia	6	144	24:00	24/42	57	24/42	57	0/0	0	12/32	38	27	29	56	12	9	5	17	10	25	60	10.0		
4	GRIGORYEVA Tatiana	6	115	19:07	24/48	50	22/39	56	2/9	22	10/14	71	7	8	15	17	12	16	1	10	13	60	10.0		
10	SHILOVA Anastasiya	6	110	18:21	25/52	48	20/36	56	5/16	31	1/3	33	9	9	18	8	13	7	1	6	7	56	9.3		
12	DOROSHEVA Veronika	6	76	12:41	14/28	50	7/13	54	7/15	47	8/10	80	5	15	20	1	3	3	0	9	9	43	7.2		
14	LOGINOVA Anastasia	4	67	16:47	11/24	46	7/14	50	4/10	40	2/4	50	3	11	14	4	3	4	4	2	6	28	7.0		
15	GRISHAEVA Nadezhda	4	49	12:13	9/24	38	9/24	38	0/0	0	9/13	69	2	11	13	6	4	1	4	8	8	27	6.8		
6	MAYOROVA Nadezhda	6	148	24:44	15/35	43	6/15	40	9/20	45	1/2	50	6	7	13	8	8	4	0	10	4	40	6.7		
8	ABRIKOSOVA Tatiana	6	131	21:52	13/30	43	8/18	44	5/12	42	7/8	88	9	10	19	12	5	10	1	11	5	38	6.3		
9	FINOGENTOVA Evgenia	6	108	18:04	12/31	39	9/19	47	3/12	25	5/6	83	3	6	9	12	10	7	1	9	10	32	5.3		
13	PASKALENKO Liubov	6	56	9:15	12/19	63	11/18	61	1/1	100	6/8	75	7	20	27	5	6	4	1	3	5	31	5.2		
5	FEDORENKOVA Ekaterina	5	52	10:20	2/15	13	2/13	15	0/2	0	0/0	0	0	2	2	10	5	6	0	4	0	4	0.8		
Team / Coach																		15	19	34					
Totals					190/393	48	154/294	52	36/99	36	69/109	63	96	174	270	106	96	69	35	92	105	485	80.8		
Opponents					124/353	35	95/252	38	29/101	29	58/80	73	58	128	186	64	115	42	8	105	92	335	55.8		


AVERAGES PER GAME

	RUS	Opponents
Points from Turnovers	124	83
Points in the Paint	248	120
Second Chance Points	105	39
Fast Break Points	64	41

	RUS	Opponents
Total Field Goals Made	31.7	20.7
2 Points Field Goals Made	25.7	15.8
3 Points Field Goals Made	6.0	4.8
Free Throws Made	11.5	9.7
Offensive Rebounds	16.0	9.7
Defensive Rebounds	29.0	21.3
Total Rebounds	45.0	31.0
Assists	17.7	10.7
Fouls	15.3	17.5
Turnovers	16.0	19.2
Steals	11.5	7.0
Blocked Shots	5.8	1.3
Points from Turnovers	20.7	13.8
Points in the Paint	41.3	20.0
Second Chance Points	17.5	6.5
Fast Break Points	10.7	6.8

LEGEND

%	Shooting Percentage	AS	Assists	BS	Blocked Shots	DR	Defensive Rebounds	FD	Fouls Drawn
GP	Games Played	M / A	Made / Attempts	MIN	Minutes Played	MPG	Minutes Played per Game	OR	Offensive Rebounds
PF	Fouls	PPG	Points per Game	PTS	Points	ST	Steals	TO	Turnovers
TOT	Total Rebounds								

Timing and Results provided by  TISSOT



Cumulative Statistics

Суммарная статистика

SWE - Sweden

AFTER 6 GAMES

No.	Name	GP	MIN	MPG	Field Goals		2 Points		3 Points		Free Throws		Rebounds			AS	TO	ST	BS	PF	FD	PTS	PPG		
					M / A	%	M / A	%	M / A	%	M / A	%	OR	DR	TOT										
7	DRAMMEH Binta	6	163	27:08	28/69	41	21/44	48	7/25	28	25/29	86	11	29	40	1	10	14	3	19	21	88	14.7		
10	HAMILTON CARTER Danielle	6	161	26:47	29/61	48	29/61	48	0/0	0	24/36	67	18	23	41	4	13	9	2	18	36	82	13.7		
5	LOYD Kalis	6	162	26:59	22/60	37	14/41	34	8/19	42	12/23	52	13	24	37	8	9	14	2	13	19	64	10.7		
9	GULTEKIN Maryam	6	119	19:53	20/38	53	15/21	71	5/17	29	9/10	90	1	10	11	15	16	4	0	11	11	54	9.0		
11	STALVANT Martina	6	155	25:45	12/39	31	9/19	47	3/20	15	18/21	86	2	0	2	13	9	5	0	10	14	45	7.5		
13	KABENGANO Salome	6	126	21:02	17/38	45	15/32	47	2/6	33	3/8	38	7	16	23	10	8	8	1	9	7	39	6.5		
12	MILENKOVIC Katarina	5	51	10:12	9/22	41	9/17	53	0/5	0	5/6	83	2	7	9	1	2	3	5	4	3	23	4.6		
14	AHLIN Tilde	6	77	12:54	9/29	31	9/25	36	0/4	0	0/0	0	6	6	12	6	4	1	1	4	1	18	3.0		
15	ANGEL Louise	2	17	8:32	2/5	40	2/5	40	0/0	0	2/2	100	2	4	6	3	1	1	0	1	3	6	3.0		
6	LOOB Josefina	5	51	10:17	5/17	29	5/16	31	0/1	0	2/2	100	6	2	8	4	5	2	0	4	2	12	2.4		
4	HANSON Pernilla	6	103	17:07	4/23	17	3/17	18	1/6	17	4/6	67	14	17	31	7	3	10	1	8	5	13	2.2		
8	NYBOM Kristina	4	40	9:54	2/7	29	1/4	25	1/3	33	2/4	50	4	3	7	3	0	3	0	2	4	7	1.8		
Team / Coach																		15	17	32					
Totals					159/408	39	132/302	44	27/106	25	106/147	72	101	158	259	75	88	74	15	103	126	451	75.2		
Opponents					142/357	40	109/256	43	33/101	33	64/94	68	62	162	224	77	137	35	17	126	103	381	63.5		


	SWE	Opponents
Points from Turnovers	138	60
Points in the Paint	204	154
Second Chance Points	85	58
Fast Break Points	68	37

AVERAGES PER GAME

	SWE	Opponents
Total Field Goals Made	26.5	23.7
2 Points Field Goals Made	22.0	18.2
3 Points Field Goals Made	4.5	5.5
Free Throws Made	17.7	10.7
Offensive Rebounds	16.8	10.3
Defensive Rebounds	26.3	27.0
Total Rebounds	43.2	37.3
Assists	12.5	12.8
Fouls	17.2	21.0
Turnovers	14.7	22.8
Steals	12.3	5.8
Blocked Shots	2.5	2.8
Points from Turnovers	23.0	10.0
Points in the Paint	34.0	25.7
Second Chance Points	14.2	9.7
Fast Break Points	11.3	6.2

LEGEND

%	Shooting Percentage	AS	Assists	BS	Blocked Shots	DR	Defensive Rebounds	FD	Fouls Drawn
GP	Games Played	M / A	Made / Attempts	MIN	Minutes Played	MPG	Minutes Played per Game	OR	Offensive Rebounds
PF	Fouls	PPG	Points per Game	PTS	Points	ST	Steals	TO	Turnovers
TOT	Total Rebounds								

Timing and Results provided by  TISSOT



Cumulative Statistics

Суммарная статистика

TPE - Chinese Taipei

AFTER 6 GAMES

No.	Name	GP	MIN	MPG	Field Goals		2 Points		3 Points		Free Throws		Rebounds			AS	TO	ST	BS	PF	FD	PTS	PPG								
					M / A	%	M / A	%	M / A	%	M / A	%	OR	DR	TOT																
11	HUANG Ping-Jen	6	185	30:49	32/67	48	30/59	51	2/8	25	23/34	68	8	32	40	10	13	15	0	9	38	89	14.8								
14	HUANG Ying-Li	6	210	34:58	31/93	33	18/45	40	13/48	27	3/4	75	3	24	27	17	14	10	0	13	9	78	13.0								
15	HSIEH Pei-Chun	6	135	22:31	23/45	51	23/45	51	0/0	0	8/11	73	8	9	17	2	12	2	1	15	10	54	9.0								
12	HUANG Hsiang-Ting	6	137	22:47	19/40	48	19/38	50	0/2	0	13/13	100	1	13	14	8	5	7	0	8	14	51	8.5								
5	HSU Chien-Hui	6	157	26:08	21/44	48	21/43	49	0/1	0	4/5	80	1	23	24	15	8	9	0	6	10	46	7.7								
6	YANG Ya-Hui	6	170	28:16	11/24	46	6/11	55	5/13	38	4/6	67	3	15	18	20	11	6	0	13	10	31	5.2								
4	CHANG Chi-Fang	6	91	15:09	10/26	38	10/17	59	0/9	0	3/4	75	2	5	7	13	11	9	0	18	6	23	3.8								
7	HUANG Hung-Ying	6	52	8:42	6/20	30	3/9	33	3/11	27	1/1	100	0	6	6	3	1	2	0	4	3	16	2.7								
8	LIU Hsi-Yeh	2	4	2:00	1/4	25	1/2	50	0/2	0	2/4	50	1	1	2	1	0	1	0	0	2	4	2.0								
13	LO Chiao-Hui	4	23	5:41	1/9	11	1/9	11	0/0	0	4/4	100	1	4	5	0	2	0	0	3	4	6	1.5								
10	LIN Hsien-Fang	6	32	5:16	1/6	17	1/6	17	0/0	0	4/4	100	2	2	4	2	0	2	0	1	4	6	1.0								
9	CHANG Chia-Ling	3	5	1:48	1/2	50	1/1	100	0/1	0	0/0	0	1	0	1	0	1	0	0	1	0	2	0.7								
Team / Coach																		12	14	26				0				1			
Totals					157/380	41	134/285	47	23/95	24	69/90	77	43	148	191	91	78	63	1	92	110	406	67.7								
Opponents					165/401	41	135/313	43	30/88	34	48/71	68	95	181	276	71	118	43	17	110	91	408	68.0								


AVERAGES PER GAME

	TPE	Opponents
Points from Turnovers	103	67
Points in the Paint	184	216
Second Chance Points	32	79
Fast Break Points	18	17

	TPE	Opponents
Total Field Goals Made	26.2	27.5
2 Points Field Goals Made	22.3	22.5
3 Points Field Goals Made	3.8	5.0
Free Throws Made	11.5	8.0
Offensive Rebounds	7.2	15.8
Defensive Rebounds	24.7	30.2
Total Rebounds	31.8	46.0
Assists	15.2	11.8
Fouls	15.3	18.3
Turnovers	13.0	19.7
Steals	10.5	7.2
Blocked Shots	0.2	2.8
Points from Turnovers	17.2	11.2
Points in the Paint	30.7	36.0
Second Chance Points	5.3	13.2
Fast Break Points	3.0	2.8

LEGEND

%	Shooting Percentage	AS	Assists	BS	Blocked Shots	DR	Defensive Rebounds	FD	Fouls Drawn
GP	Games Played	M / A	Made / Attempts	MIN	Minutes Played	MPG	Minutes Played per Game	OR	Offensive Rebounds
PF	Fouls	PPG	Points per Game	PTS	Points	ST	Steals	TO	Turnovers
TOT	Total Rebounds								

Timing and Results provided by  TISSOT



Cumulative Statistics

Суммарная статистика

UKR - Ukraine

AFTER 6 GAMES

No.	Name	GP	MIN	MPG	Field Goals		2 Points		3 Points		Free Throws		Rebounds			AS	TO	ST	BS	PF	FD	PTS	PPG				
					M / A	%	M / A	%	M / A	%	M / A	%	OR	DR	TOT												
12	MALASHENKO Olesia	6	169	28:05	39/74	53	34/65	52	5/9	56	14/21	67	16	34	50	9	13	4	9	15	19	97	16.2				
9	IMAZNICHENKO Olga	6	179	29:51	34/58	59	27/44	61	7/14	50	9/9	100	14	24	38	15	11	5	1	13	13	84	14.0				
8	DOROGOBUZOVA Kateryna	6	162	27:02	29/56	52	25/42	60	4/14	29	4/6	67	7	26	33	9	13	1	2	15	11	66	11.0				
5	SAMBURSKA Olena	6	153	25:28	21/44	48	17/31	55	4/13	31	11/14	79	9	7	16	20	21	6	0	16	13	57	9.5				
4	BILOTSERKIVSKA Arina	6	179	29:46	11/34	32	3/12	25	8/22	36	10/14	71	1	23	24	16	13	8	0	15	18	40	6.7				
6	MATSKO Krystyna	6	137	22:50	14/39	36	10/28	36	4/11	36	8/12	67	12	18	30	12	11	2	0	18	16	40	6.7				
15	NAZAREVYCH Alisa	6	54	8:57	10/17	59	10/16	63	0/1	0	2/4	50	2	13	15	1	6	2	0	6	6	22	3.7				
10	RYMARENKO Kateryna	5	44	8:51	6/20	30	6/16	38	0/4	0	3/4	75	9	6	15	1	4	0	1	7	6	15	3.0				
7	BOGDANOVA Anastasia	6	54	8:55	1/10	10	1/6	17	0/4	0	4/8	50	2	9	11	4	11	1	0	7	9	6	1.0				
14	KOVALOVA Kateryna	5	30	6:02	2/12	17	1/9	11	1/3	33	0/0	0	4	7	11	1	4	1	0	6	1	5	1.0				
13	KOLOTOVSKA Natalia	5	40	7:58	0/1	0	0/1	0	0/0	0	0/0	0	1	6	7	1	7	1	0	4	1	0	0.0				
Team / Coach																		8	10	18				6			
Totals					168/366	46	135/271	50	33/95	35	65/92	71	85	183	268	89	120	31	13	122	113	434	72.3				
Opponents					138/355	39	104/252	41	34/103	33	88/127	69	39	116	156	71	69	56	7	114	123	398	66.3				


AVERAGES PER GAME

	UKR	Opponents
Points from Turnovers	51	97
Points in the Paint	212	150
Second Chance Points	54	18
Fast Break Points	12	8

	UKR	Opponents
Total Field Goals Made	28.0	23.0
2 Points Field Goals Made	22.5	17.3
3 Points Field Goals Made	5.5	5.7
Free Throws Made	10.8	14.7
Offensive Rebounds	14.2	6.5
Defensive Rebounds	30.5	19.3
Total Rebounds	44.7	26.0
Assists	14.8	11.8
Fouls	20.3	19.0
Turnovers	20.0	11.5
Steals	5.2	9.3
Blocked Shots	2.2	1.2
Points from Turnovers	8.5	16.2
Points in the Paint	35.3	25.0
Second Chance Points	9.0	3.0
Fast Break Points	2.0	1.3

LEGEND

%	Shooting Percentage	AS	Assists	BS	Blocked Shots	DR	Defensive Rebounds	FD	Fouls Drawn
GP	Games Played	M / A	Made / Attempts	MIN	Minutes Played	MPG	Minutes Played per Game	OR	Offensive Rebounds
PF	Fouls	PPG	Points per Game	PTS	Points	ST	Steals	TO	Turnovers
TOT	Total Rebounds								

Timing and Results provided by  TISSOT



Cumulative Statistics

Суммарная статистика

USA - United States

AFTER 6 GAMES

No.	Name	GP	MIN	MPG	Field Goals		2 Points		3 Points		Free Throws		Rebounds			AS	TO	ST	BS	PF	FD	PTS	PPG
					M / A	%	M / A	%	M / A	%	M / A	%	OR	DR	TOT								
6	HARTLEY Bria	6	144	24:04	28/58	48	19/36	53	9/22	41	16/20	80	6	9	15	20	13	9	0	10	21	81	13.5
11	LEWIS Kaleena	6	149	24:47	31/61	51	22/35	63	9/26	35	7/8	88	8	33	41	10	11	8	1	13	10	78	13.0
4	SIMS Odyssey	6	142	23:41	25/50	50	22/38	58	3/12	25	23/26	88	0	10	10	32	19	12	0	9	23	76	12.7
9	BRADFORD Crystal	6	86	14:21	29/48	60	26/40	65	3/8	38	4/8	50	10	18	28	5	7	5	3	5	8	65	10.8
7	ELLENBERG-WILEY Amy	6	103	17:10	21/50	42	12/26	46	9/24	38	4/5	80	2	13	15	3	11	5	0	7	11	55	9.2
13	LISTON Patricia	6	82	13:40	16/34	47	7/13	54	9/21	43	8/8	100	5	13	18	6	5	4	0	4	4	49	8.2
14	HARBERTS Cassandra	6	113	18:45	16/25	64	16/25	64	0/0	0	10/12	83	6	11	17	7	2	6	2	16	11	42	7.0
15	PLAISANCE Theresa	6	79	13:06	16/31	52	15/27	56	1/4	25	9/11	82	13	19	32	4	5	6	2	12	10	42	7.0
10	HOOPER Jordan	6	95	15:47	17/37	46	14/26	54	3/11	27	2/5	40	11	24	35	4	2	2	3	11	6	39	6.5
8	SCHIMMEL Shoni	5	64	12:45	10/19	53	9/13	69	1/6	17	2/2	100	1	4	5	15	4	1	0	4	2	23	4.6
5	MASSENGALE Ariel	6	103	17:10	8/17	47	6/12	50	2/5	40	6/8	75	0	6	6	15	8	6	0	7	5	24	4.0
12	GRAY Reshanda	6	41	6:46	11/13	85	11/13	85	0/0	0	2/3	67	6	5	11	1	2	0	0	10	4	24	4.0
Team / Coach																							
Totals					228/443	51	179/304	59	49/139	35	93/116	80	85	187	272	122	89	64	11	108	115	598	99.7
Opponents					143/392	36	123/293	42	20/99	20	83/117	71	73	136	209	73	117	40	13	115	108	389	64.8


AVERAGES PER GAME

	USA	Opponents
Points from Turnovers	142	66
Points in the Paint	302	200
Second Chance Points	85	52
Fast Break Points	50	21

	USA	Opponents
Total Field Goals Made	38.0	23.8
2 Points Field Goals Made	29.8	20.5
3 Points Field Goals Made	8.2	3.3
Free Throws Made	15.5	13.8
Offensive Rebounds	14.2	12.2
Defensive Rebounds	31.2	22.7
Total Rebounds	45.3	34.8
Assists	20.3	12.2
Fouls	18.0	19.2
Turnovers	14.8	19.5
Steals	10.7	6.7
Blocked Shots	1.8	2.2
Points from Turnovers	23.7	11.0
Points in the Paint	50.3	33.3
Second Chance Points	14.2	8.7
Fast Break Points	8.3	3.5

LEGEND

%	Shooting Percentage	AS	Assists	BS	Blocked Shots	DR	Defensive Rebounds	FD	Fouls Drawn
GP	Games Played	M / A	Made / Attempts	MIN	Minutes Played	MPG	Minutes Played per Game	OR	Offensive Rebounds
PF	Fouls	PPG	Points per Game	PTS	Points	ST	Steals	TO	Turnovers
TOT	Total Rebounds								

Timing and Results provided by  TISSOT



Overall Team Statistics


Общая командная статистика

As of MON 15 JUL 2013

Team	GP		Field Goals		2 Points		3 Points		Free Throws		Rebounds			AS	PF	TO	ST	BS	PTS	PPG
			M / A	%	M / A	%	M / A	%	M / A	%	OR	DR	TOT							
AUS	6	For	196/388	51	169/321	53	27/67	40	98/114	86	84	202	286	112	91	102	51	25	517	86.2
		Agn	130/398	33	108/298	36	22/100	22	57/80	71	67	110	177	66	114	95	40	16	339	56.5
BRA	6	For	163/383	43	129/282	46	34/101	34	75/128	59	80	150	230	93	121	118	62	14	435	72.5
		Agn	159/385	41	121/256	47	38/129	29	81/110	74	82	159	241	91	121	129	52	13	437	72.8
CAN	6	For	138/356	39	114/279	41	24/77	31	85/105	81	58	162	220	71	128	106	50	13	385	64.2
		Agn	133/362	37	112/268	42	21/94	22	99/129	77	72	157	229	53	104	101	48	17	386	64.3
CHN	6	For	154/371	42	129/269	48	25/102	25	62/101	61	50	148	198	79	124	94	48	18	395	65.8
		Agn	168/378	44	133/282	47	35/96	36	73/103	71	66	168	234	101	109	105	38	10	444	74.0
CZE	6	For	155/371	42	117/267	44	38/104	37	64/85	75	63	142	205	91	98	101	62	17	412	68.7
		Agn	170/385	44	140/287	49	30/98	31	51/79	65	85	155	240	79	98	110	67	13	421	70.2
FIN	6	For	127/352	36	93/225	41	34/127	27	77/121	64	62	115	178	62	107	117	61	14	365	60.8
		Agn	167/354	47	141/277	51	26/77	34	69/92	75	71	172	243	106	128	131	59	25	429	71.5
HUN	6	For	131/367	36	115/306	38	16/61	26	87/121	72	69	160	229	73	143	104	45	19	365	60.8
		Agn	145/361	40	115/250	46	30/111	27	89/121	74	61	172	233	92	130	97	65	14	409	68.2
JPN	6	For	161/380	42	116/244	48	45/136	33	74/96	77	60	136	196	79	107	95	53	4	441	73.5
		Agn	157/334	47	126/247	51	31/87	36	70/95	74	47	158	205	65	114	126	43	6	415	69.2
MGL	6	For	90/344	26	59/193	31	31/151	21	28/55	51	70	146	216	52	124	210	37	19	239	39.8
		Agn	231/480	48	208/377	55	23/103	22	112/171	65	126	194	320	146	79	77	142	24	597	99.5
MLI	6	For	135/432	31	114/306	37	21/126	17	33/59	56	95	137	232	73	107	117	63	6	324	54.0
		Agn	200/406	49	156/287	54	44/119	37	71/104	68	80	205	285	129	71	108	63	18	515	85.8
POL	6	For	146/361	40	131/304	43	15/57	26	99/144	69	73	184	257	99	118	123	58	11	406	67.7
		Agn	126/394	32	94/257	37	32/137	23	71/110	65	90	159	249	83	147	123	58	17	355	59.2
RUS	6	For	190/393	48	154/294	52	36/99	36	69/109	63	96	174	270	106	92	96	69	35	485	80.8
		Agn	124/353	35	95/252	38	29/101	29	58/80	73	58	128	186	64	105	115	42	8	335	55.8
SWE	6	For	159/408	39	132/302	44	27/106	25	106/147	72	101	158	259	75	103	88	74	15	451	75.2
		Agn	142/357	40	109/256	43	33/101	33	64/94	68	62	162	224	77	126	137	35	17	381	63.5
TPE	6	For	157/380	41	134/285	47	23/95	24	69/90	77	43	148	191	91	92	78	63	1	406	67.7
		Agn	165/401	41	135/313	43	30/88	34	48/71	68	95	181	276	71	110	118	43	17	408	68.0
UKR	6	For	168/366	46	135/271	50	33/95	35	65/92	71	85	183	268	89	122	120	31	13	434	72.3
		Agn	138/355	39	104/252	41	34/103	33	88/127	69	39	116	156	71	114	69	56	7	398	66.3
USA	6	For	228/443	51	179/304	59	49/139	35	93/116	80	85	187	272	122	108	89	64	11	598	99.7
		Agn	143/392	36	123/293	42	20/99	20	83/117	71	73	136	209	73	115	117	40	13	389	64.8
Totals	48		2498/6095	41	2020/4452	45	478/1643	29	1184/1683	70	1174	2532	3707	1367	1785	1758	891	235	6658	138.7
Avg. per Game			52/127		42/93		10/34		25/35		24	53	77	28	37	37	19	5	138.7	

LEGEND

%	Shooting Percentage	Agn	Against	AS	Assists	Avg.	Average	BS	Blocked Shots
DR	Defensive Rebounds	FD	Fouls Drawn	GP	Games Played	M / A	Made / Attempts	OR	Offensive Rebounds
PF	Fouls	PPG	Points per Game	PTS	Points	ST	Steals	TO	Turnovers
TOT	Total Rebounds								

Timing and Results provided by  TISSOT



Team Statistics

Командная статистика

As of MON 15 JUL 2013

TOTAL FIELD GOALS %

Rk	Team	GP	M / A	%
1	USA	6	228 / 443	51.5
2	AUS	6	196 / 388	50.5
3	RUS	6	190 / 393	48.3
4	UKR	6	168 / 366	45.9
5	BRA	6	163 / 383	42.6
6	JPN	6	161 / 380	42.4
7	CZE	6	155 / 371	41.8
8	CHN	6	154 / 371	41.5
9	TPE	6	157 / 380	41.3
10	POL	6	146 / 361	40.4
11	SWE	6	159 / 408	39.0
12	CAN	6	138 / 356	38.8
13	FIN	6	127 / 352	36.1
14	HUN	6	131 / 367	35.7
15	MLI	6	135 / 432	31.3
16	MGL	6	90 / 344	26.2

2 POINTS FIELD GOALS %

Rk	Team	GP	M / A	%
1	USA	6	179 / 304	58.9
2	AUS	6	169 / 321	52.6
3	RUS	6	154 / 294	52.4
4	UKR	6	135 / 271	49.8
5	CHN	6	129 / 269	48.0
6	JPN	6	116 / 244	47.5
7	TPE	6	134 / 285	47.0
8	BRA	6	129 / 282	45.7
9	CZE	6	117 / 267	43.8
10	SWE	6	132 / 302	43.7
11	POL	6	131 / 304	43.1
12	FIN	6	93 / 225	41.3
13	CAN	6	114 / 279	40.9
14	HUN	6	115 / 306	37.6
15	MLI	6	114 / 306	37.3
16	MGL	6	59 / 193	30.6

3 POINTS FIELD GOALS %

Rk	Team	GP	M / A	%
1	AUS	6	27 / 67	40.3
2	CZE	6	38 / 104	36.5
3	RUS	6	36 / 99	36.4
4	USA	6	49 / 139	35.3
5	UKR	6	33 / 95	34.7
6	BRA	6	34 / 101	33.7
7	JPN	6	45 / 136	33.1
8	CAN	6	24 / 77	31.2
9	FIN	6	34 / 127	26.8
10	POL	6	15 / 57	26.3
11	HUN	6	16 / 61	26.2
12	SWE	6	27 / 106	25.5
13	CHN	6	25 / 102	24.5
14	TPE	6	23 / 95	24.2
15	MGL	6	31 / 151	20.5
16	MLI	6	21 / 126	16.7

FREE THROWS %

Rk	Team	GP	M / A	%
1	AUS	6	98 / 114	86.0
2	CAN	6	85 / 105	81.0
3	USA	6	93 / 116	80.2
4	JPN	6	74 / 96	77.1
5	TPE	6	69 / 90	76.7
6	CZE	6	64 / 85	75.3
7	SWE	6	106 / 147	72.1
8	HUN	6	87 / 121	71.9
9	UKR	6	65 / 92	70.7
10	POL	6	99 / 144	68.8
11	FIN	6	77 / 121	63.6
12	RUS	6	69 / 109	63.3
13	CHN	6	62 / 101	61.4
14	BRA	6	75 / 128	58.6
15	MLI	6	33 / 59	55.9
16	MGL	6	28 / 55	50.9

POINTS FOR

Rk	Team	GP	Total	Avg
1	USA	6	598	99.7
2	AUS	6	517	86.2
3	RUS	6	485	80.8
4	SWE	6	451	75.2
5	JPN	6	441	73.5
6	BRA	6	435	72.5
7	UKR	6	434	72.3
8	CZE	6	412	68.7
9	POL	6	406	67.7
9	TPE	6	406	67.7
11	CHN	6	395	65.8
12	CAN	6	385	64.2
13	FIN	6	365	60.8
13	HUN	6	365	60.8
15	MLI	6	324	54.0
16	MGL	6	239	39.8

POINTS AGAINST

Rk	Team	GP	Total	Avg
1	RUS	6	335	55.8
2	AUS	6	339	56.5
3	POL	6	355	59.2
4	SWE	6	381	63.5
5	CAN	6	386	64.3
6	USA	6	389	64.8
7	UKR	6	398	66.3
8	TPE	6	408	68.0
9	HUN	6	409	68.2
10	JPN	6	415	69.2
11	CZE	6	421	70.2
12	FIN	6	429	71.5
13	BRA	6	437	72.8
14	CHN	6	444	74.0
15	MLI	6	515	85.8
16	MGL	6	597	99.5

REBOUNDS

Rk	Team	GP	Total (Off/Def)	Avg
1	AUS	6	286 (84 / 202)	47.7
2	USA	6	272 (85 / 187)	45.3
3	RUS	6	270 (96 / 174)	45.0
4	UKR	6	268 (85 / 183)	44.7
5	SWE	6	259 (101 / 158)	43.2
6	POL	6	257 (73 / 184)	42.8
7	MLI	6	232 (95 / 137)	38.7
8	BRA	6	230 (80 / 150)	38.3
9	HUN	6	229 (69 / 160)	38.2
10	CAN	6	220 (58 / 162)	36.7
11	MGL	6	216 (70 / 146)	36.0
12	CZE	6	205 (63 / 142)	34.2
13	CHN	6	198 (50 / 148)	33.0
14	JPN	6	196 (60 / 136)	32.7
15	TPE	6	191 (43 / 148)	31.8
16	FIN	6	178 (62 / 115)	29.7

ASSISTS

Rk	Team	GP	Total	Avg
1	USA	6	122	20.3
2	AUS	6	112	18.7
3	RUS	6	106	17.7
4	POL	6	99	16.5
5	BRA	6	93	15.5
6	CZE	6	91	15.2
6	TPE	6	91	15.2
8	UKR	6	89	14.8
9	CHN	6	79	13.2
9	JPN	6	79	13.2
11	SWE	6	75	12.5
12	HUN	6	73	12.2
12	MLI	6	73	12.2
14	CAN	6	71	11.8
15	FIN	6	62	10.3
16	MGL	6	52	8.7

FOULS

Rk	Team	GP	Total	Avg
1	HUN	6	143	23.8
2	CAN	6	128	21.3
3	CHN	6	124	20.7
3	MGL	6	124	20.7
5	UKR	6	122	20.3
6	BRA	6	121	20.2
7	POL	6	118	19.7
8	USA	6	108	18.0
9	FIN	6	107	17.8
9	JPN	6	107	17.8
9	MLI	6	107	17.8
12	SWE	6	103	17.2
13	CZE	6	98	16.3
14	RUS	6	92	15.3
14	TPE	6	92	15.3
16	AUS	6	91	15.2



Team Statistics

Командная статистика

As of MON 15 JUL 2013

TURNOVERS

Rk	Team	GP	Total	Avg
1	MGL	6	210	35.0
2	POL	6	123	20.5
3	UKR	6	120	20.0
4	BRA	6	118	19.7
5	FIN	6	117	19.5
5	MLI	6	117	19.5
7	CAN	6	106	17.7
8	HUN	6	104	17.3
9	AUS	6	102	17.0
10	CZE	6	101	16.8
11	RUS	6	96	16.0
12	JPN	6	95	15.8
13	CHN	6	94	15.7
14	USA	6	89	14.8
15	SWE	6	88	14.7
16	TPE	6	78	13.0

STEALS

Rk	Team	GP	Total	Avg
1	SWE	6	74	12.3
2	RUS	6	69	11.5
3	USA	6	64	10.7
4	MLI	6	63	10.5
4	TPE	6	63	10.5
6	BRA	6	62	10.3
6	CZE	6	62	10.3
8	FIN	6	61	10.2
9	POL	6	58	9.7
10	JPN	6	53	8.8
11	AUS	6	51	8.5
12	CAN	6	50	8.3
13	CHN	6	48	8.0
14	HUN	6	45	7.5
15	MGL	6	37	6.2
16	UKR	6	31	5.2

BLOCKED SHOTS

Rk	Team	GP	Total	Avg
1	RUS	6	35	5.8
2	AUS	6	25	4.2
3	HUN	6	19	3.2
3	MGL	6	19	3.2
5	CHN	6	18	3.0
6	CZE	6	17	2.8
7	SWE	6	15	2.5
8	BRA	6	14	2.3
8	FIN	6	14	2.3
10	CAN	6	13	2.2
10	UKR	6	13	2.2
12	POL	6	11	1.8
12	USA	6	11	1.8
14	MLI	6	6	1.0
15	JPN	6	4	0.7
16	TPE	6	1	0.2


LEGEND

% Shooting Percentage
M / A Made / Attempts

Avg Average per Game
Off Offensive Rebounds

Def Defensive Rebounds
Rk Rank

GP Games Played

Timing and Results provided by  **TISSOT**



Individual Statistics

Индивидуальная статистика

As of MON 15 JUL 2013

POINTS (by average)

Rk	Name	Team	GP	Total	Avg
1	KRIVACEVIC Tijana	HUN	6	131	21.8
2	MADGEN Tess	AUS	5	85	17.0
3	MARIKO Aminata	MLI	6	100	16.7
3	SHAO Ting	CHN	6	100	16.7
5	MALASHENKO Olesia	UKR	6	97	16.2
6	KUNEK Alice	AUS	6	96	16.0
7	HUANG Ping-Jen	TPE	6	89	14.8
8	DRAMMEH Binta	SWE	6	88	14.7
8	SHINOZAKI Mio	JPN	6	88	14.7
10	MAZNICHENKO Olga	UKR	6	84	14.0

POINTS (by total)

Rk	Name	Team	GP	Avg	Total
1	KRIVACEVIC Tijana	HUN	6	21.8	131
2	MARIKO Aminata	MLI	6	16.7	100
2	SHAO Ting	CHN	6	16.7	100
4	MALASHENKO Olesia	UKR	6	16.2	97
5	KUNEK Alice	AUS	6	16.0	96
6	HUANG Ping-Jen	TPE	6	14.8	89
7	DRAMMEH Binta	SWE	6	14.7	88
7	SHINOZAKI Mio	JPN	6	14.7	88
9	MADGEN Tess	AUS	5	17.0	85
10	MAZNICHENKO Olga	UKR	6	14.0	84

REBOUNDS

Rk	Name	Team	GP	Total (Off/Def)	Avg
1	MARIKO Aminata	MLI	6	74 (35 / 39)	12.3
2	VIERU Natalia	RUS	6	56 (27 / 29)	9.3
3	MALASHENKO Olesia	UKR	6	50 (16 / 34)	8.3
4	TOURE Farima	MLI	6	48 (23 / 25)	8.0
5	SHAO Ting	CHN	6	45 (8 / 37)	7.5
6	KRIVACEVIC Tijana	HUN	6	44 (18 / 26)	7.3
7	HAMILTON CARTER Danielle	SWE	6	41 (18 / 23)	6.8
7	LEWIS Kaleena	USA	6	41 (8 / 33)	6.8
9	SAARINEN Laura	FIN	5	34 (10 / 23)	6.8

 3 players tied for 10th place with

6.7

ASSISTS

Rk	Name	Team	GP	Total	Avg
1	SIMS Odyssey	USA	6	32	5.3
2	MADGEN Tess	AUS	5	24	4.8
3	STARA Michaela	CZE	6	27	4.5
4	SHAO Ting	CHN	6	26	4.3
5	KRZYZANIAK Milena	POL	6	24	4.0
6	LAVEY Tessa	AUS	6	23	3.8
7	ZABANI Leila	BRA	5	17	3.4
8	HARTLEY Bria	USA	6	20	3.3
8	SAMBURSKA Olena	UKR	6	20	3.3
8	YANG Ya-Hui	TPE	6	20	3.3

FOULS DRAWN

Rk	Name	Team	GP	Total	Avg
1	KRIVACEVIC Tijana	HUN	6	56	9.3
2	HUANG Ping-Jen	TPE	6	38	6.3
3	HAMILTON CARTER Danielle	SWE	6	36	6.0
4	SHAO Ting	CHN	6	32	5.3
5	BAYASGALAN Solongo	MGL	6	29	4.8
5	LANGLOIS Miah-Marie	CAN	6	29	4.8
7	SALOMAA Henna	FIN	5	24	4.8
8	KUNEK Alice	AUS	6	28	4.7
9	VIERU Natalia	RUS	6	25	4.2
10	JÄRVIKANGAS Noora	FIN	4	16	4.0

BLOCKED SHOTS

Rk	Name	Team	GP	Total	Avg
1	VIERU Natalia	RUS	6	17	2.8
2	BAYASGALAN Solongo	MGL	6	9	1.5
2	MALASHENKO Olesia	UKR	6	9	1.5
2	TOLO Marianna	AUS	6	9	1.5
5	GROSS Krista	FIN	6	8	1.3
5	HANUSOVA Alena	CZE	6	8	1.3
7	KOBOLAK Cintia Zsofia	HUN	5	5	1.0
7	MILENKOVIC Katarina	SWE	5	5	1.0
9	GRISHAEVA Nadezhda	RUS	4	4	1.0
9	LOGINOVA Anastasia	RUS	4	4	1.0

STEALS

Rk	Name	Team	GP	Total	Avg
1	SHAO Ting	CHN	6	20	3.3
2	LANGLOIS Miah-Marie	CAN	6	18	3.0
3	GRIGORYEVA Tatiana	RUS	6	16	2.7
3	MARIKO Aminata	MLI	6	16	2.7
5	GROSS Krista	FIN	6	15	2.5
5	HUANG Ping-Jen	TPE	6	15	2.5
7	DRAMMEH Binta	SWE	6	14	2.3
7	LOYD Kalis	SWE	6	14	2.3
9	FREDIANI Thaissa	BRA	6	13	2.2
9	SISSOKO Aminata	MLI	6	13	2.2

TURNOVERS

Rk	Name	Team	GP	Total	Avg
1	BAYASGALAN Solongo	MGL	6	40	6.7
2	MARIKO Aminata	MLI	6	27	4.5
2	SHAO Ting	CHN	6	27	4.5
4	DUGARSUREN Jargalan	MGL	6	26	4.3
5	BORBAATAR Khos-Erdene	MGL	6	24	4.0
6	AMBRUS Szandra	HUN	6	21	3.5
6	SAMBURSKA Olena	UKR	6	21	3.5
8	OCHIAI Satomi	JPN	6	20	3.3
8	SISSOKO Aminata	MLI	6	20	3.3
8	STARA Michaela	CZE	6	20	3.3



Individual Statistics

Индивидуальная статистика

As of MON 15 JUL 2013

TOTAL FIELD GOALS % (8 attempts/game minimum)

Rk	Name	Team	GP	M / A	%
1	MADGEN Tess	AUS	5	34 / 55	61.8
2	BRADFORD Crystal	USA	6	29 / 48	60.4
3	HANUSOVA Alena	CZE	6	30 / 51	58.8
4	MAZNICHENKO Olga	UKR	6	34 / 58	58.6
5	KUNEK Alice	AUS	6	33 / 57	57.9
6	KRIVACEVIC Tijana	HUN	6	45 / 81	55.6
7	SHAO Ting	CHN	6	36 / 67	53.7
8	MALASHENKO Olesia	UKR	6	39 / 74	52.7
9	DOROGOBUZOVA Kateryna	UKR	6	29 / 56	51.8
10	LEWIS Kaleena	USA	6	31 / 61	50.8

TOTAL FIELD GOALS MADE

Rk	Name	Team	GP	Total	Avg
1	MARIKO Aminata	MLI	6	47	7.8
2	KRIVACEVIC Tijana	HUN	6	45	7.5
3	MADGEN Tess	AUS	5	34	6.8
4	MALASHENKO Olesia	UKR	6	39	6.5
5	SHAO Ting	CHN	6	36	6.0
6	MAZNICHENKO Olga	UKR	6	34	5.7
6	SHINOZAKI Mio	JPN	6	34	5.7
8	KUNEK Alice	AUS	6	33	5.5
9	HUANG Ping-Jen	TPE	6	32	5.3

 2 players tied for 10th place with

5.2

2 POINT FIELD GOALS % (6 attempts/game minimum)

Rk	Name	Team	GP	M / A	%
1	LOGUNOVA Anastasia	RUS	6	29 / 43	67.4
2	BRADFORD Crystal	USA	6	26 / 40	65.0
3	KUNEK Alice	AUS	6	27 / 43	62.8
4	MADGEN Tess	AUS	5	23 / 37	62.2
5	SHAO Ting	CHN	6	35 / 57	61.4
6	MAZNICHENKO Olga	UKR	6	27 / 44	61.4
7	TOLO Marianna	AUS	6	22 / 36	61.1
8	HANUSOVA Alena	CZE	6	27 / 45	60.0
9	DOROGOBUZOVA Kateryna	UKR	6	25 / 42	59.5
10	SIMS Odyssey	USA	6	22 / 38	57.9

2 POINT FIELD GOALS MADE

Rk	Name	Team	GP	Total	Avg
1	MARIKO Aminata	MLI	6	46	7.7
2	KRIVACEVIC Tijana	HUN	6	44	7.3
3	SHAO Ting	CHN	6	35	5.8
4	MALASHENKO Olesia	UKR	6	34	5.7
5	HUANG Ping-Jen	TPE	6	30	5.0
6	HAMILTON CARTER Danielle	SWE	6	29	4.8
6	LOGUNOVA Anastasia	RUS	6	29	4.8
8	MADGEN Tess	AUS	5	23	4.6

 3 players tied for 9th place with

4.5

3 POINT FIELD GOALS % (2 attempts/game minimum)

Rk	Name	Team	GP	M / A	%
1	MADGEN Tess	AUS	5	11 / 18	61.1
2	KURIHARA Mika	JPN	6	15 / 28	53.6
3	MAZNICHENKO Olga	UKR	6	7 / 14	50.0
4	FREDIANI Thaissa	BRA	6	6 / 12	50.0
5	DOROSHEVA Veronika	RUS	6	7 / 15	46.7
6	MAYOROVA Nadezda	RUS	6	9 / 20	45.0
7	LISTON Patricia	USA	6	9 / 21	42.9
8	KUNEK Alice	AUS	6	6 / 14	42.9
9	LOYD Kalis	SWE	6	8 / 19	42.1

3 POINT FIELD GOALS MADE

Rk	Name	Team	GP	Total	Avg
1	KURIHARA Mika	JPN	6	15	2.5
2	HUANG Ying-Li	TPE	6	13	2.2
3	MADGEN Tess	AUS	5	11	2.2
4	ICHINKHORLOO Dolgor	MGL	6	12	2.0
5	SALOMAA Henna	FIN	5	10	2.0
6	SHINOZAKI Mio	JPN	6	11	1.8
7	BAYASGALAN Solongo	MGL	6	10	1.7
7	SOUZA Luana	BRA	6	10	1.7

 8 players tied for 9th place with

1.5

 2 players tied for 10th place with

41.7

FREE THROWS % (3 attempts/game minimum)

Rk	Name	Team	GP	M / A	%
1	KUNEK Alice	AUS	6	24 / 26	92.3
2	LANGLOIS Miah-Marie	CAN	6	25 / 28	89.3
3	SIMS Odyssey	USA	6	23 / 26	88.5
4	SONODA Nao	JPN	6	21 / 24	87.5
5	HANUSOVA Alena	CZE	6	20 / 23	87.0
6	DRAMMEH Binta	SWE	6	25 / 29	86.2
7	STALVANT Martina	SWE	6	18 / 21	85.7
8	JÄRVIKANGAS Noora	FIN	4	19 / 23	82.6
9	EMMERSON Dalyce	CAN	6	18 / 22	81.8
10	HARTLEY Bria	USA	6	16 / 20	80.0

FREE THROWS MADE

Rk	Name	Team	GP	Total	Avg
1	KRIVACEVIC Tijana	HUN	6	40	6.7
2	JÄRVIKANGAS Noora	FIN	4	19	4.8
3	SHAO Ting	CHN	6	27	4.5
4	DRAMMEH Binta	SWE	6	25	4.2
4	LANGLOIS Miah-Marie	CAN	6	25	4.2
6	HAMILTON CARTER Danielle	SWE	6	24	4.0
6	KUNEK Alice	AUS	6	24	4.0
8	HUANG Ping-Jen	TPE	6	23	3.8
8	SIMS Odyssey	USA	6	23	3.8
10	SONODA Nao	JPN	6	21	3.5

NOTES

All players must have featured in at least 50% of competition days played.

LEGEND

%	Shooting Percentage	Avg	Average per Game	Def	Defensive Rebounds	GP	Games Played
M / A	Made / Attempts	Off	Offensive Rebounds	Rk	Rank		

Timing and Results provided by



Medallists

Медалисты

GOLD	SILVER	BRONZE
USA - United States 4 SIMS Odyssey 5 MASSENGALE Ariel 6 HARTLEY Bria 7 ELLENBERG-WILEY Aaryn 8 SCHIMMEL Shoni 9 BRADFORD Crystal 10 HOOPER Jordan 11 LEWIS Kaleena 12 GRAY Reshanda 13 LISTON Patricia 14 HARBERTS Cassandra 15 PLAISANCE Theresa	RUS - Russian Fed. 4 GRIGORYEVA Tatiana 5 FEDORENKOVA Ekaterina 6 MAYOROVA Nadezda 7 LOGUNOVA Anastasia 8 ABRIKOSOVA Tatiana 9 FINOGENTOVA Evgeniia 10 SHILOVA Anastasiya 11 VIERU Natalia 12 DOROSHEVA Veronika 13 PASKALENKO Liubov 14 LOGINOVA Anastasia 15 GRISHAEVA Nadezhda	AUS - Australia 4 THOMPSON Olivia 5 MANSFIELD Lauren 6 LANGFORD Emma 7 LAVEY Tessa 8 CUMMING Stephanie 9 MADGEN Tess 10 KUNEK Alice 12 EBZERY Katie 13 BURTON Natalie 14 TOLO Marianna 15 BLICAVS Sara



Result Book

27th Summer Universiade in Kazan 2013



Basketball

Women's Preliminary Round Group A





Game No: 1

Start List

Стартовый список

RUS vs MGL

Referee: BUKURESTI Laszlo Lorand (ROU)

Umpire: SHORT Thomas (USA) / ARISAWA Shigeyuki (JPN)

RUS - Russian Fed.

No.	Name	Pos	Height m / ft in	Age	Current Games Statistics						
					PPG	FG%	3FG%	FT%	RPG	APG	MPG (GP)
4	GRIGORYEVA Tatiana	G	1.78/5'10"	23	0.0				0.0	0.0	0:00 (0)
5	FEDORENKOVA Ekaterina	G	1.78/5'10"	19	0.0				0.0	0.0	0:00 (0)
6	MAYOROVA Nadezda	G	1.78/5'10"	24	0.0				0.0	0.0	0:00 (0)
7	LOGUNOVA Anastasia	C	1.92/6'4"	22	0.0				0.0	0.0	0:00 (0)
8	ABRIKOSOVA Tatiana	G	1.79/5'10"	24	0.0				0.0	0.0	0:00 (0)
9	FINOGENTOVA Evgeniia	G	1.74/5'9"	22	0.0				0.0	0.0	0:00 (0)
10	SHILOVA Anastasiya	F	1.86/6'1"	22	0.0				0.0	0.0	0:00 (0)
11	VIERU Natalia	C	2.00/6'7"	23	0.0				0.0	0.0	0:00 (0)
12	DOROSHEVA Veronika	F	1.90/6'3"	22	0.0				0.0	0.0	0:00 (0)
13	PASKALENKO Liubov	C	2.03/6'8"	22	0.0				0.0	0.0	0:00 (0)
14	LOGINOVA Anastasia	F	1.90/6'3"	22	0.0				0.0	0.0	0:00 (0)
15	GRISHAEVA Nadezhda	F	1.95/6'5"	24	0.0				0.0	0.0	0:00 (0)
Team			1.87/6'2"	22.4							
Coach		SOKOLOVSKIY Boris									
Assistant Coach		SHUVAGIN Dmitry									

RUS Played		
PR	MGL	8 JUL
PR	POL	9 JUL
PR	SWE	10 JUL


MGL - Mongolia

No.	Name	Pos	Height m / ft in	Age	Current Games Statistics						
					PPG	FG%	3FG%	FT%	RPG	APG	MPG (GP)
4	ENKHTAIVAN Chimeddolgor	G	1.70/5'7"	20	0.0				0.0	0.0	0:00 (0)
5	BAATAR Bolor-Erdene	C	1.80/5'11"	20	0.0				0.0	0.0	0:00 (0)
6	GANTULGA Zolzaya	F	1.75/5'9"	23	0.0				0.0	0.0	0:00 (0)
7	ICHINKHORLOO Dolgor	G	1.68/5'6"	22	0.0				0.0	0.0	0:00 (0)
8	DUGARSUREN Jargalan	C	1.83/6'0"	22	0.0				0.0	0.0	0:00 (0)
9	JARGALSAIKHAN Nyamsuren	G	1.70/5'7"	22	0.0				0.0	0.0	0:00 (0)
10	BAYASGALAN Solongo	F	1.78/5'10"	23	0.0				0.0	0.0	0:00 (0)
11	ALIMAA Khulan	F	1.65/5'5"	21	0.0				0.0	0.0	0:00 (0)
12	BORBAATAR Khos-Erdene	G	1.70/5'7"	21	0.0				0.0	0.0	0:00 (0)
13	ZORIGT Tsolmon	F	1.68/5'6"	23	0.0				0.0	0.0	0:00 (0)
14	ULAANKHUU Enerel	F	1.80/5'11"	20	0.0				0.0	0.0	0:00 (0)
15	CHULUUNTSETSEG Soyolmaa	G	1.78/5'10"	21	0.0				0.0	0.0	0:00 (0)
Team			1.74/5'9"	21.5							

MGL Played		
PR	RUS	8 JUL
PR	SWE	9 JUL
PR	POL	10 JUL

LEGEND

(1)	Point Guard	(2)	Shooting Guard	(3)	Small Forward	(4)	Power Forward	(5)	Centre
(C)	Captain	3FG%	3 Points Field Goals %	APG	Assists per Game	C	Centre	F	Forward
FG%	Field Goals %	FT%	Free Throws %	G	Guard	GP	Games Played	MPG	Minutes Played per Game
Pos	Playing Position	PPG	Points per Game	PR	Preliminary Round	RPG	Rebounds per Game		

Timing and Results provided by  TISSOT



Game No: 1

Results
Результаты

Attendance: 1000

Match Duration: 1:30

RUS 123 vs 23 MGL

(31:10, 33:7, 30:0, 29:6)

Referee: BUKURESTI Laszlo Lorand (ROU)

Commissioner:

Umpire: SHORT Thomas (USA) / ARISAWA Shigeyuki (JPN)

Scoring by 5 min intervals:	RUS	Q1		Q2		Q3		Q4	
		M	A	M	A	M	A	M	A
	18	31	48	64	77	94	111	123	
	5	10	10	17	17	17	19	23	

RUS - Russian Fed.

No.	Name	MIN	Field Goals		2 Points		3 Points		Free Throws		Rebounds			AS	TO	ST	BS	PF	FD	PTS
			M/A	%	M/A	%	M/A	%	M/A	%	OR	DR	TOT							
4	GRIGORYEVA Tatiana	16:54	6/8	75	5/6	83	1/2	50	2/2	100	0	2	2	4	3	7	1	0	3	15
5	FEDORENKOVA Ekaterina	22:04	1/8	13	1/7	14	0/1	0	0/0	0	0	2	2	7	1	5	0	0	0	2
6	MAYOROVA Nadezda	20:17	1/6	17	0/1	0	1/5	20	0/0	0	3	1	4	3	1	1	0	1	0	3
*7	LOGUNOVA Anastasia	18:13	8/11	73	8/11	73	0/0	0	2/3	67	0	5	5	2	1	0	1	0	3	18
*8	ABRIKOSOVA Tatiana	17:13	4/5	80	3/3	100	1/2	50	0/0	0	3	1	4	3	0	1	0	1	0	9
*9	FINOGENTOVA Evgeniia	17:56	1/4	25	1/2	50	0/2	0	2/2	100	0	0	0	3	1	2	1	1	2	4
*10	SHILOVA Anastasiya	11:14	6/10	60	6/8	75	0/2	0	0/0	0	3	2	5	2	1	4	1	1	1	12
*11	VIERU Natalia	17:38	2/4	50	2/4	50	0/0	0	4/10	40	2	4	6	2	0	1	1	1	5	8
12	DOROSHEVA Veronika	14:22	5/9	56	4/7	57	1/2	50	2/2	100	3	2	5	0	1	2	0	2	1	13
13	PASKALENKO Liubov	22:22	10/13	77	9/12	75	1/1	100	3/4	75	5	10	15	4	3	3	0	1	2	24
14	LOGINOVA Anastasia	21:47	6/8	75	4/5	80	2/3	67	1/2	50	1	3	4	3	0	3	2	0	1	15
15	GRISHAEVA Nadezhda	0:00	0/0	0	0/0	0	0/0	0	0/0	0	0	0	0	0	0	0	0	0	0	0
Team / Coach											4	4	8							
Totals			50/86	58	43/66	65	7/20	35	16/25	64	24	36	60	33	13	29	7	8	18	123
Coach		SOKOLOVSKIY Boris																		
Assistant Coach		SHUVAGIN Dmitry																		

MGL - Mongolia

No.	Name	MIN	Field Goals		2 Points		3 Points		Free Throws		Rebounds			AS	TO	ST	BS	PF	FD	PTS
			M/A	%	M/A	%	M/A	%	M/A	%	OR	DR	TOT							
*4	ENKHTAIVAN Chimeddolgor	16:55	1/7	14	1/4	25	0/3	0	0/0	0	2	0	2	1	4	2	0	1	0	2
*5	BAATAR Bolor-Erdene	21:54	1/2	50	1/2	50	0/0	0	0/0	0	0	2	2	0	4	0	0	5	0	2
6	GANTULGA Zolzaya	5:23	1/2	50	1/1	100	0/1	0	0/0	0	0	0	0	0	0	1	0	0	1	2
7	ICHINKHORLOO Dolgor	18:16	0/8	0	0/0	0	0/8	0	0/0	0	0	0	0	1	2	1	1	0	0	0
*8	DUGARSUREN Jargalan	35:40	1/6	17	0/4	0	1/2	50	0/2	0	1	3	4	2	3	0	0	3	1	3
9	JARGALSAIKHAN Nyamsuren	0:59	0/0	0	0/0	0	0/0	0	0/0	0	0	0	0	0	0	0	0	0	0	0
*10	BAYASGALAN Solongo	31:37	3/19	16	1/10	10	2/9	22	4/4	100	1	3	4	0	11	0	0	5	4	12
11	ALIMAA Khulan	9:10	0/0	0	0/0	0	0/0	0	0/0	0	0	1	1	1	4	0	0	0	1	0
12	BORBAATAR Khos-Erdene	13:12	0/1	0	0/1	0	0/0	0	0/0	0	0	1	1	0	5	0	0	0	0	0
*13	ZORIGT Tsolmon	25:27	0/2	0	0/2	0	0/0	0	0/0	0	0	0	0	0	5	0	0	1	0	0
14	ULAANKHUU Enerel	7:40	0/0	0	0/0	0	0/0	0	0/0	0	0	0	0	0	0	0	0	1	0	0
15	CHULUUNTSETSEG Soyolmaa	13:47	1/4	25	1/4	25	0/0	0	0/0	0	1	3	4	0	3	1	0	2	1	2
Team / Coach											2	4	6							
Totals			8/51	16	5/28	18	3/23	13	4/6	67	7	17	24	5	41	5	1	18	8	23

	RUS	MGL
Points from Turnovers	55	7
Points in the Paint	72	6
Second Chance Points	29	0
Fast Break Points	30	4
Biggest Lead	100	1
Biggest Scoring Run	39-0 (99-17)	5-0 (22-10)
Lead Changes		2
Times Tied		0

LEGEND			
%	Shooting Percentage	(C)	Captain
BS	Blocked Shots	DR	Defensive Rebounds
OR	Offensive Rebounds	OTx	Overtime
S	Suspended	ST	Steals
(I)	Injured	FD	Fouls Drawn
*	Starters	PF	Fouls
M/A	Made / Attempts	TO	Turnovers
PTS	Points	AS	Assists
TOT	Total Rebounds	MIN	Minutes Played
		Qx	Quarter Time

Timing and Results provided by TISSOT



Game No: 1

Shot Chart
Схема бросков

RUS 123 vs 23 MGL

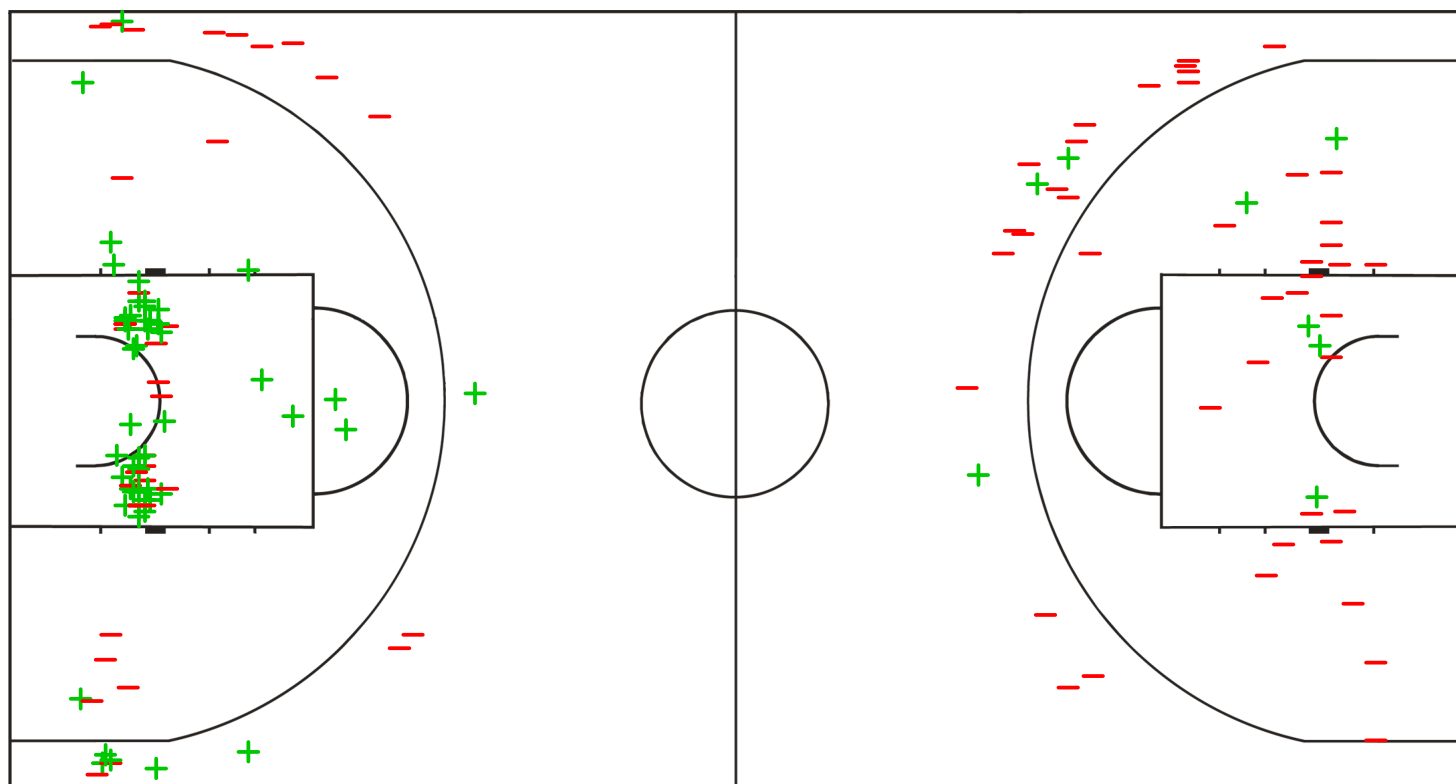
(31 - 10, 33 - 7, 30 - 0, 29 - 6)

Scoring by 5 min intervals:

	Q1		Q2		Q3		Q4	
RUS	18	31	48	64	77	94	111	123
MGL	5	10	10	17	17	17	19	23

RUS - Russian Fed.

MGL - Mongolia



LEGEND

+ Shot Made

- Shot Missed

Timing and Results provided by TISSOT



Game No: 1

Shot Chart
Схема бросков

RUS 123 vs 23 MGL

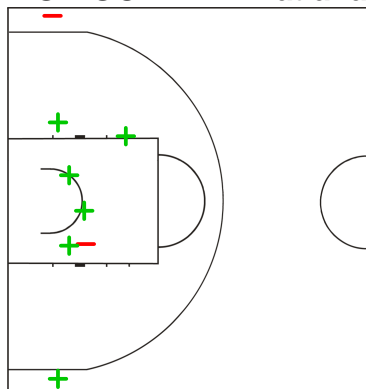
(31 - 10, 33 - 7, 30 - 0, 29 - 6)

Scoring by 5 min intervals:

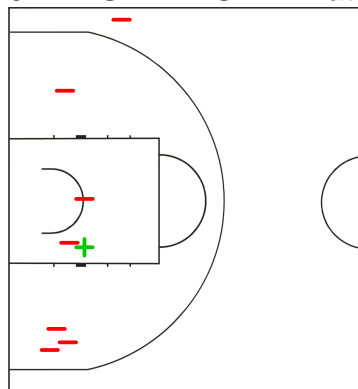
	Q1		Q2		Q3		Q4	
RUS	18	31	48	64	77	94	111	123
MGL	5	10	10	17	17	17	19	23

RUS - Russian Fed.

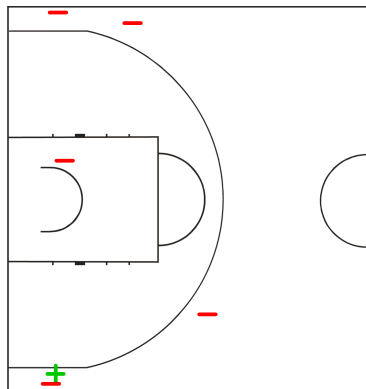
4 GRIGORYEVA Tatiana



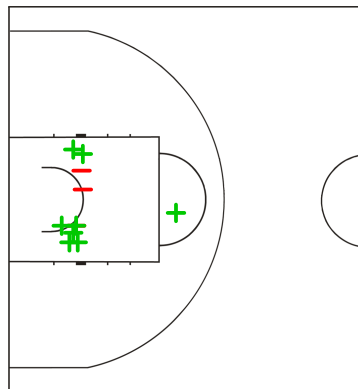
5 FEDORENKOVA Ekaterina



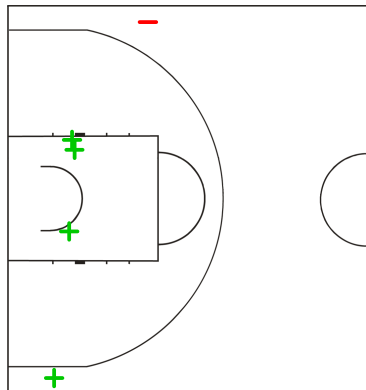
6 MAYOROVA Nadezda



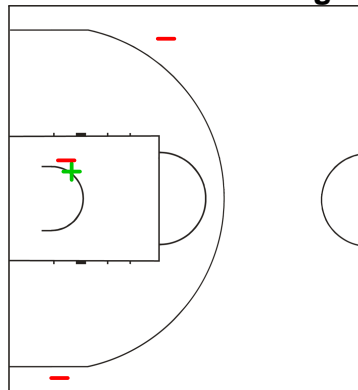
7 LOGUNOVA Anastasia



8 ABRIKOSOVA Tatiana



9 FINOGENTOVA Evgeniia



LEGEND

+ Shot Made

-

Shot Missed

Timing and Results provided by TISSOT



Game No: 1

Shot Chart
Схема бросков

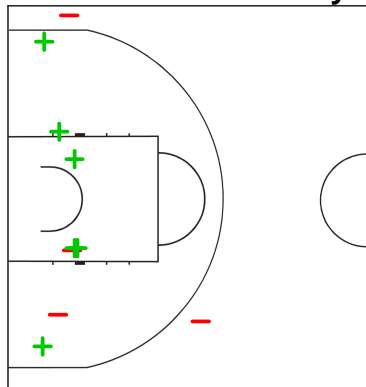
RUS 123 vs 23 MGL
(31 - 10, 33 - 7, 30 - 0, 29 - 6)

Scoring by 5 min intervals:

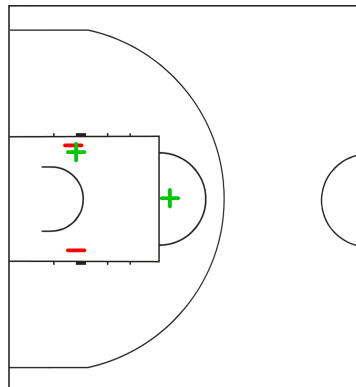
	Q1		Q2		Q3		Q4	
RUS	18	31	48	64	77	94	111	123
MGL	5	10	10	17	17	17	19	23

RUS - Russian Fed.

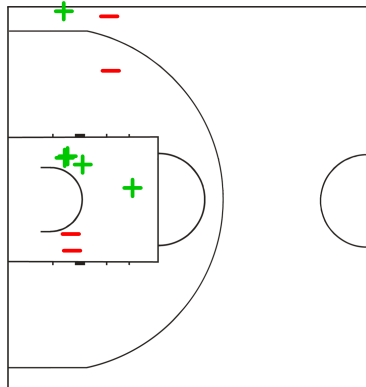
10 SHILOVA Anastasiya



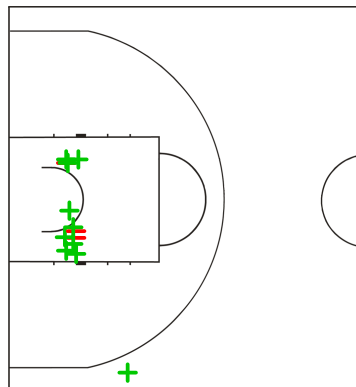
11 VIERU Natalia



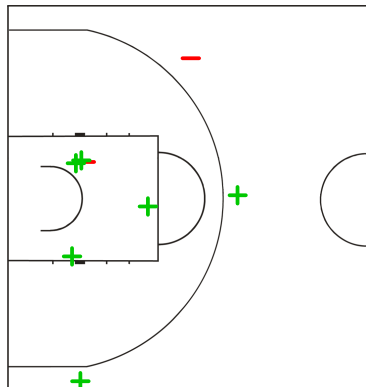
12 DOROSHEVA Veronika



13 PASKALENKO Liubov



14 LOGINOVA Anastasia



LEGEND

+ Shot Made

-

Shot Missed



Game No: 1

Shot Chart
Схема бросков

RUS 123 vs 23 MGL

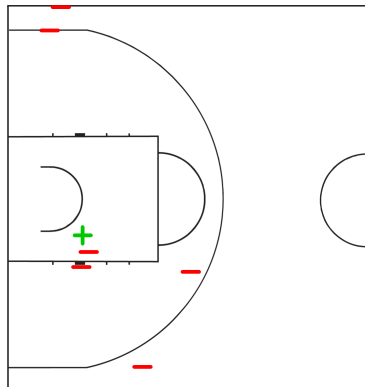
(31 - 10, 33 - 7, 30 - 0, 29 - 6)

Scoring by 5 min intervals:

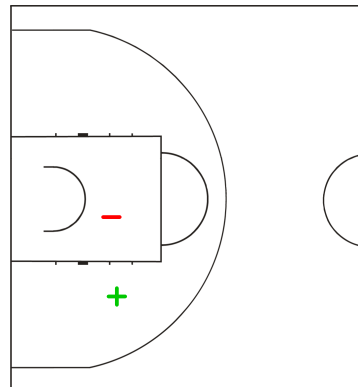
	Q1		Q2		Q3		Q4	
RUS	18	31	48	64	77	94	111	123
MGL	5	10	10	17	17	17	19	23

MGL - Mongolia

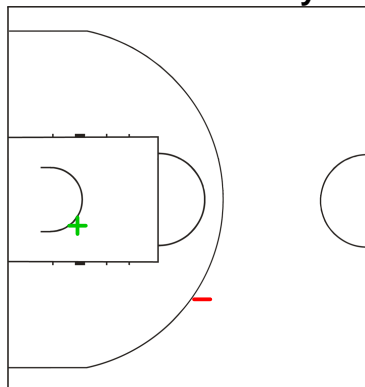
4 ENKHTAIVAN Chimeddolgor



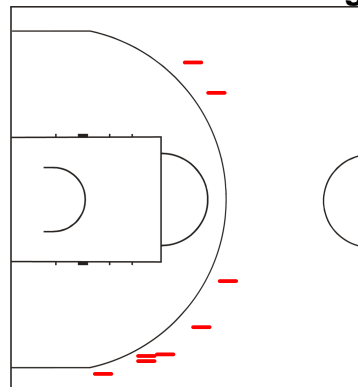
5 BAATAR Bolor-Erdene



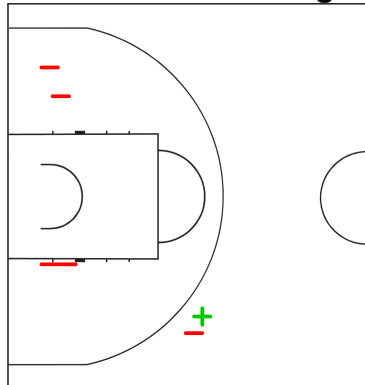
6 GANTULGA Zolzaya



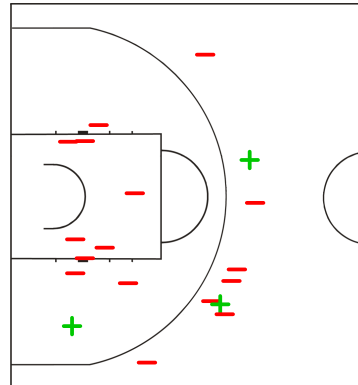
7 ICHINKHORLOO Dolgor



8 DUGARSUREN Jargalan



10 BAYASGALAN Solongo



LEGEND

+ Shot Made

-

Shot Missed

Timing and Results provided by **TISSOT**



Game No: 1

Shot Chart
Схема бросков

RUS 123 vs 23 MGL

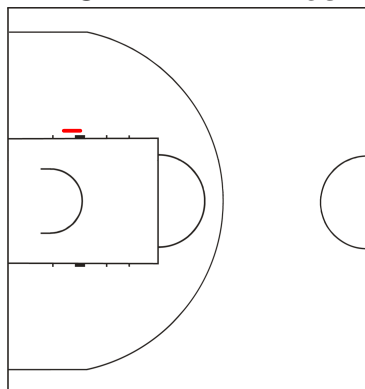
(31 - 10, 33 - 7, 30 - 0, 29 - 6)

Scoring by 5 min intervals:

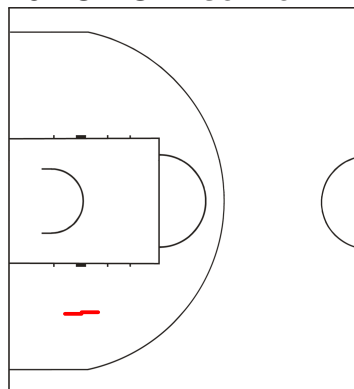
	Q1		Q2		Q3		Q4	
RUS	18	31	48	64	77	94	111	123
MGL	5	10	10	17	17	17	19	23

MGL - Mongolia

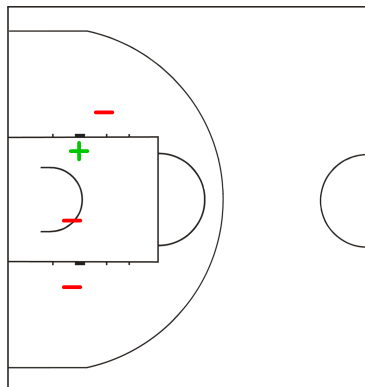
12 BORBAATAR Khos-Erdene



13 ZORIGT Tsolmon



15 CHULUUNTSETSEG Soyolmaa



LEGEND

+ Shot Made

-

Shot Missed

Timing and Results provided by TISSOT



Game No: 1

Lineup Analysis

Анализ

RUS 123 vs 23 MGL

RUS

Lineup efficiency

7	Logunova A	8	Abrikosova T	9	Finogentova E	10	Shilova A	11	Vieru N	5:52
5	Fedorenkova E	6	Mayorova N	12	Dorosheva V	13	Paskalenko L	14	Loginova A	3:32
6	Mayorova N	7	Logunova A	9	Finogentova E	12	Dorosheva V	13	Paskalenko L	3:15
5	Fedorenkova E	6	Mayorova N	7	Logunova A	12	Dorosheva V	13	Paskalenko L	3:09
4	Grigoryeva T	5	Fedorenkova E	6	Mayorova N	11	Vieru N	14	Loginova A	3:06
4	Grigoryeva T	5	Fedorenkova E	6	Mayorova N	7	Logunova A	11	Vieru N	2:59
4	Grigoryeva T	5	Fedorenkova E	6	Mayorova N	13	Paskalenko L	14	Loginova A	2:53
4	Grigoryeva T	5	Fedorenkova E	8	Abrikosova T	11	Vieru N	14	Loginova A	2:52
4	Grigoryeva T	9	Finogentova E	12	Dorosheva V	13	Paskalenko L	14	Loginova A	2:30
4	Grigoryeva T	8	Abrikosova T	9	Finogentova E	13	Paskalenko L	14	Loginova A	2:14
5	Fedorenkova E	8	Abrikosova T	10	Shilova A	11	Vieru N	14	Loginova A	2:10
7	Logunova A	8	Abrikosova T	9	Finogentova E	12	Dorosheva V	13	Paskalenko L	1:37
5	Fedorenkova E	6	Mayorova N	10	Shilova A	13	Paskalenko L	14	Loginova A	1:23
8	Abrikosova T	9	Finogentova E	10	Shilova A	13	Paskalenko L	14	Loginova A	1:07
7	Logunova A	8	Abrikosova T	9	Finogentova E	10	Shilova A	13	Paskalenko L	0:42
4	Grigoryeva T	7	Logunova A	8	Abrikosova T	9	Finogentova E	11	Vieru N	0:20
7	Logunova A	8	Abrikosova T	9	Finogentova E	11	Vieru N	12	Dorosheva V	0:19

Score development

7	Logunova A	8	Abrikosova T	9	Finogentova E	10	Shilova A	11	Vieru N	5:52	+15
4	Grigoryeva T	5	Fedorenkova E	6	Mayorova N	11	Vieru N	14	Loginova A	3:06	+12
5	Fedorenkova E	8	Abrikosova T	10	Shilova A	11	Vieru N	14	Loginova A	2:10	+11
4	Grigoryeva T	5	Fedorenkova E	6	Mayorova N	7	Logunova A	11	Vieru N	2:59	+10
4	Grigoryeva T	5	Fedorenkova E	8	Abrikosova T	11	Vieru N	14	Loginova A	2:52	+9
4	Grigoryeva T	9	Finogentova E	12	Dorosheva V	13	Paskalenko L	14	Loginova A	2:30	+8
5	Fedorenkova E	6	Mayorova N	12	Dorosheva V	13	Paskalenko L	14	Loginova A	3:32	+8
4	Grigoryeva T	8	Abrikosova T	9	Finogentova E	13	Paskalenko L	14	Loginova A	2:14	+6
6	Mayorova N	7	Logunova A	9	Finogentova E	12	Dorosheva V	13	Paskalenko L	3:15	+6
5	Fedorenkova E	6	Mayorova N	7	Logunova A	12	Dorosheva V	13	Paskalenko L	3:09	+5
5	Fedorenkova E	6	Mayorova N	10	Shilova A	13	Paskalenko L	14	Loginova A	1:23	+4
7	Logunova A	8	Abrikosova T	9	Finogentova E	12	Dorosheva V	13	Paskalenko L	1:37	+4
7	Logunova A	8	Abrikosova T	9	Finogentova E	10	Shilova A	13	Paskalenko L	0:42	+2
4	Grigoryeva T	7	Logunova A	8	Abrikosova T	9	Finogentova E	11	Vieru N	0:20	+1
7	Logunova A	8	Abrikosova T	9	Finogentova E	11	Vieru N	12	Dorosheva V	0:19	0
8	Abrikosova T	9	Finogentova E	10	Shilova A	13	Paskalenko L	14	Loginova A	1:07	-1
4	Grigoryeva T	5	Fedorenkova E	6	Mayorova N	13	Paskalenko L	14	Loginova A	2:53	0



Game No: 1

Lineup Analysis

Анализ

MGL

Lineup efficiency


4	Enkhtaivan C	5	Baatar B	8	Dugarsuren J	10	Bayasgalan S	13	Zorigt T	8:32
7	Ichinkhorloo D	8	Dugarsuren J	10	Bayasgalan S	13	Zorigt T	15	Chuluuntsetseg S	7:48
4	Enkhtaivan C	6	Gantulga Z	8	Dugarsuren J	12	Borbaatar K	14	Ulaankhuu E	4:24
5	Baatar B	10	Bayasgalan S	11	Alimaa K	12	Borbaatar K	15	Chuluuntsetseg S	4:20
7	Ichinkhorloo D	8	Dugarsuren J	10	Bayasgalan S	13	Zorigt T	14	Ulaankhuu E	3:16
4	Enkhtaivan C	5	Baatar B	7	Ichinkhorloo D	8	Dugarsuren J	13	Zorigt T	3:06
5	Baatar B	7	Ichinkhorloo D	8	Dugarsuren J	10	Bayasgalan S	13	Zorigt T	2:45
5	Baatar B	8	Dugarsuren J	10	Bayasgalan S	11	Alimaa K	12	Borbaatar K	1:50
8	Dugarsuren J	10	Bayasgalan S	11	Alimaa K	12	Borbaatar K	15	Chuluuntsetseg S	1:39
5	Baatar B	7	Ichinkhorloo D	8	Dugarsuren J	10	Bayasgalan S	11	Alimaa K	1:21
4	Enkhtaivan C	6	Gantulga Z	8	Dugarsuren J	9	Jargalsaikhan N	12	Borbaatar K	0:53
6	Gantulga Z	8	Dugarsuren J	9	Jargalsaikhan N	10	Bayasgalan S	12	Borbaatar K	0:06

Score development

6	Gantulga Z	8	Dugarsuren J	9	Jargalsaikhan N	10	Bayasgalan S	12	Borbaatar K	0:06	0
5	Baatar B	8	Dugarsuren J	10	Bayasgalan S	11	Alimaa K	12	Borbaatar K	1:50	-1
5	Baatar B	7	Ichinkhorloo D	8	Dugarsuren J	10	Bayasgalan S	11	Alimaa K	1:21	-3
5	Baatar B	7	Ichinkhorloo D	8	Dugarsuren J	10	Bayasgalan S	13	Zorigt T	2:45	-3
4	Enkhtaivan C	6	Gantulga Z	8	Dugarsuren J	9	Jargalsaikhan N	12	Borbaatar K	0:53	-4
4	Enkhtaivan C	6	Gantulga Z	8	Dugarsuren J	12	Borbaatar K	14	Ulaankhuu E	4:24	-4
8	Dugarsuren J	10	Bayasgalan S	11	Alimaa K	12	Borbaatar K	15	Chuluuntsetseg S	1:39	-5
4	Enkhtaivan C	5	Baatar B	7	Ichinkhorloo D	8	Dugarsuren J	13	Zorigt T	3:06	-6
7	Ichinkhorloo D	8	Dugarsuren J	10	Bayasgalan S	13	Zorigt T	14	Ulaankhuu E	3:16	-12
5	Baatar B	10	Bayasgalan S	11	Alimaa K	12	Borbaatar K	15	Chuluuntsetseg S	4:20	-16
4	Enkhtaivan C	5	Baatar B	8	Dugarsuren J	10	Bayasgalan S	13	Zorigt T	8:32	-19
7	Ichinkhorloo D	8	Dugarsuren J	10	Bayasgalan S	13	Zorigt T	15	Chuluuntsetseg S	7:48	-27

LEGEND

+ Shot Made - Shot Missed

Timing and Results provided by  TISSOT



Game No: 2

Start List

Стартовый список

SWE vs POL

Referee: IVANOVIC Ivana (SRB)

Umpire: SCHMIDT Boris (GER) / GYORFFY Pal Attila (HUN)

SWE - Sweden

No.	Name	Pos	Height m / ft in	Age	Current Games Statistics						
					PPG	FG%	3FG%	FT%	RPG	APG	MPG (GP)
4	HANSON Pernilla	F	1.81/5'11"	22	0.0				0.0	0.0	0:00 (0)
5	LOYD Kalis	F	1.84/6'0"	24	0.0				0.0	0.0	0:00 (0)
6	LOOB Josefine	F	1.84/6'0"	22	0.0				0.0	0.0	0:00 (0)
7	DRAMMEH Binta	G	1.80/5'11"	21	0.0				0.0	0.0	0:00 (0)
8	NYBOM Kristina	G	1.72/5'8"	23	0.0				0.0	0.0	0:00 (0)
9	GULTEKIN Maryam	G	1.68/5'6"	22	0.0				0.0	0.0	0:00 (0)
10	HAMILTON CARTER Danielle	C	1.91/6'3"	23	0.0				0.0	0.0	0:00 (0)
11	STALVANT Martina	G	1.76/5'9"	24	0.0				0.0	0.0	0:00 (0)
12	MILENKOVIC Katarina	F	1.82/6'0"	22	0.0				0.0	0.0	0:00 (0)
13	KABENGANO Salome	G	1.78/5'10"	21	0.0				0.0	0.0	0:00 (0)
14	AHLIN Tilde	F	1.87/6'2"	22	0.0				0.0	0.0	0:00 (0)
15	ANGEL Louise	C	1.88/6'2"	22	0.0				0.0	0.0	0:00 (0)
Team			1.81/5'11"	22.3							
Coach		LEMAN David									
Assistant Coach		BOULDWIN Hanna									

SWE Played		
PR	POL	8 JUL
PR	MGL	9 JUL
PR	RUS	10 JUL


POL - Poland

No.	Name	Pos	Height m / ft in	Age	Current Games Statistics						
					PPG	FG%	3FG%	FT%	RPG	APG	MPG (GP)
4	KRZYZANIAK Milena	G	1.64/5'5"	23	0.0				0.0	0.0	0:00 (0)
5	MARKIEWICZ Joanna	F	1.84/6'0"	22	0.0				0.0	0.0	0:00 (0)
6	COSENGUE CASIMIRO Ramona	G	1.70/5'7"	20	0.0				0.0	0.0	0:00 (0)
7	TREBICKA Claudia	G	1.76/5'9"	23	0.0				0.0	0.0	0:00 (0)
8	SNIEZEK Agnieszka	G	1.76/5'9"	21	0.0				0.0	0.0	0:00 (0)
9	MANKOWSKA Marta	G	1.80/5'11"	22	0.0				0.0	0.0	0:00 (0)
10	SCHMIDT Roksana	F	1.80/5'11"	20	0.0				0.0	0.0	0:00 (0)
11	SKOWRONEK Barbara	C	1.87/6'2"	22	0.0				0.0	0.0	0:00 (0)
12	BIENIEK Monika	F	1.81/5'11"	20	0.0				0.0	0.0	0:00 (0)
13	SOSNOWSKA Klaudia	F	1.86/6'1"	23	0.0				0.0	0.0	0:00 (0)
14	SZCZEPANIK Agata	C	1.93/6'4"	21	0.0				0.0	0.0	0:00 (0)
15	STELMACH Martyna	C	1.89/6'2"	21	0.0				0.0	0.0	0:00 (0)
Team			1.81/5'11"	21.5							
Coach		ZIEMINSKI Adam									
Assistant Coach		RACZYNSKI Dariusz				BARANSKI Ryszard					

POL Played		
PR	SWE	8 JUL
PR	RUS	9 JUL
PR	MGL	10 JUL

LEGEND

(1)	Point Guard	(2)	Shooting Guard	(3)	Small Forward	(4)	Power Forward	(5)	Centre
(C)	Captain	3FG%	3 Points Field Goals %	APG	Assists per Game	C	Centre	F	Forward
FG%	Field Goals %	FT%	Free Throws %	G	Guard	GP	Games Played	MPG	Minutes Played per Game
Pos	Playing Position	PPG	Points per Game	PR	Preliminary Round	RPG	Rebounds per Game		

Timing and Results provided by  TISSOT



Game No: 2

Results
Результаты

Attendance: 30

Match Duration: 1:41

SWE 69 vs 48 POL

(23:6, 22:15, 7:15, 17:12)

Referee: IVANOVIC Ivana (SRB)

Commissioner:

Umpire: SCHMIDT Boris (GER) / GYORFFY Pal Attila (HUN)

Scoring by 5 min intervals:	SWE	Q1		Q2		Q3		Q4	
		M	A	M	A	M	A	M	A
		10	23	32	45	50	52	58	69
	POL	2	6	14	21	24	36	43	48

SWE - Sweden

No.	Name	MIN	Field Goals		2 Points		3 Points		Free Throws		Rebounds			AS	TO	ST	BS	PF	FD	PTS
			M/A	%	M/A	%	M/A	%	M/A	%	OR	DR	TOT							
4	HANSON Pernilla	15:24	0/4	0	0/4	0	0/0	0	0/0	0	3	1	4	2	0	2	0	1	0	0
*5	LOYD Kalis	26:16	2/6	33	2/5	40	0/1	0	3/4	75	2	4	6	1	2	4	0	1	7	7
6	LOOB Josefine	9:03	2/2	100	2/2	100	0/0	0	0/0	0	0	0	0	1	1	0	0	2	0	4
*7	DRAMMEH Binta	31:58	10/17	59	7/11	64	3/6	50	5/6	83	1	7	8	1	3	2	0	3	5	28
8	NYBOM Kristina	8:03	0/3	0	0/2	0	0/1	0	0/0	0	0	0	0	1	0	0	0	0	0	0
9	GULTEKIN Maryam	12:40	1/1	100	1/1	100	0/0	0	0/0	0	0	0	0	4	3	2	0	2	0	2
*10	HAMILTON CARTER Danielle	23:05	3/6	50	3/6	50	0/0	0	0/0	0	1	4	5	0	4	4	0	4	2	6
*11	STALVANT Martina	30:36	5/11	45	4/6	67	1/5	20	5/6	83	0	0	0	3	0	1	0	1	4	16
12	MILENKOVIC Katarina	7:42	1/3	33	1/2	50	0/1	0	0/0	0	1	2	3	0	1	1	1	2	0	2
13	KABENGANO Salome	14:37	1/4	25	1/4	25	0/0	0	0/0	0	2	1	3	0	2	0	0	4	0	2
*14	AHLIN Tilde	16:22	1/4	25	1/3	33	0/1	0	0/0	0	0	3	3	2	1	0	0	0	0	2
15	ANGEL Louise	4:14	0/0	0	0/0	0	0/0	0	0/0	0	0	0	0	1	1	0	0	0	1	0
Team / Coach											3	3	6		3					
Totals			26/61	43	22/46	48	4/15	27	13/16	81	13	25	38	16	21	16	1	20	19	69
Coach		LEMAN David																		
Assistant Coach		BOULDWIN Hanna																		

POL - Poland

No.	Name	MIN	Field Goals		2 Points		3 Points		Free Throws		Rebounds			AS	TO	ST	BS	PF	FD	PTS
			M/A	%	M/A	%	M/A	%	M/A	%	OR	DR	TOT							
*4	KRZYZANIAK Milena	29:11	2/8	25	2/7	29	0/1	0	0/0	0	1	2	3	2	4	0	0	1	3	4
5	MARKIEWICZ Joanna	15:25	2/4	50	1/2	50	1/2	50	1/2	50	1	1	2	0	1	2	0	1	3	6
*6	COSSENGUE CASIMIRO Ramona	17:02	1/4	25	1/4	25	0/0	0	0/0	0	0	1	1	0	5	1	1	3	1	2
7	TREBICKA Claudia	6:39	0/3	0	0/2	0	0/1	0	2/2	100	1	0	1	0	0	0	0	2	1	2
*8	SNIEZEK Agnieszka	20:44	2/3	67	2/3	67	0/0	0	0/0	0	2	1	3	1	4	1	0	4	3	4
9	MANKOWSKA Marta	9:58	1/3	33	1/3	33	0/0	0	0/0	0	0	1	1	0	0	0	0	1	0	2
10	SCHMIDT Roksana	23:50	2/6	33	1/4	25	1/2	50	2/3	67	0	0	0	0	3	2	0	3	2	7
11	SKOWRONEK Barbara	9:18	1/5	20	1/5	20	0/0	0	1/1	100	0	1	1	0	0	0	0	0	2	3
12	BIENIEK Monika	5:24	0/1	0	0/1	0	0/0	0	0/0	0	0	1	1	2	0	0	0	0	0	0
*13	SOSNOWSKA Klaudia	27:35	0/6	0	0/3	0	0/3	0	2/2	100	2	3	5	5	4	0	0	2	3	2
14	SZCZEPANIK Agata	17:34	5/6	83	5/6	83	0/0	0	0/0	0	0	3	3	0	2	0	1	1	1	10
*15	STELMACH Martyna	17:20	2/6	33	2/6	33	0/0	0	2/2	100	0	4	4	1	4	0	0	1	1	6
Team / Coach											3	3	6		1					
Totals			18/55	33	16/46	35	2/9	22	10/12	83	10	21	31	11	28	6	2	19	20	48
Coach		ZIEMINSKI Adam																		
Assistant Coach		RACZYNSKI Dariusz BARANSKI Ryszard																		

	SWE	POL
Points from Turnovers	35	5
Points in the Paint	34	22
Second Chance Points	8	8
Fast Break Points	12	6

	SWE	POL
Biggest Lead	26	0
Biggest Scoring Run	11-0 (69-45)	8-0 (50-32)
Lead Changes	0	
Times Tied	0	

LEGEND			
%	Shooting Percentage	(C)	Captain
BS	Blocked Shots	DR	Defensive Rebounds
OR	Offensive Rebounds	OTx	Overtime
S	Suspended	ST	Steals
(I)	Injured	FD	Fouls Drawn
PF	Fouls	M/A	Made / Attempts
PTS	Points	AS	Assists
TOT	Total Rebounds	MIN	Minutes Played
		Qx	Quarter Time

Timing and Results provided by TISSOT



Game No: 2

Shot Chart
Схема бросков

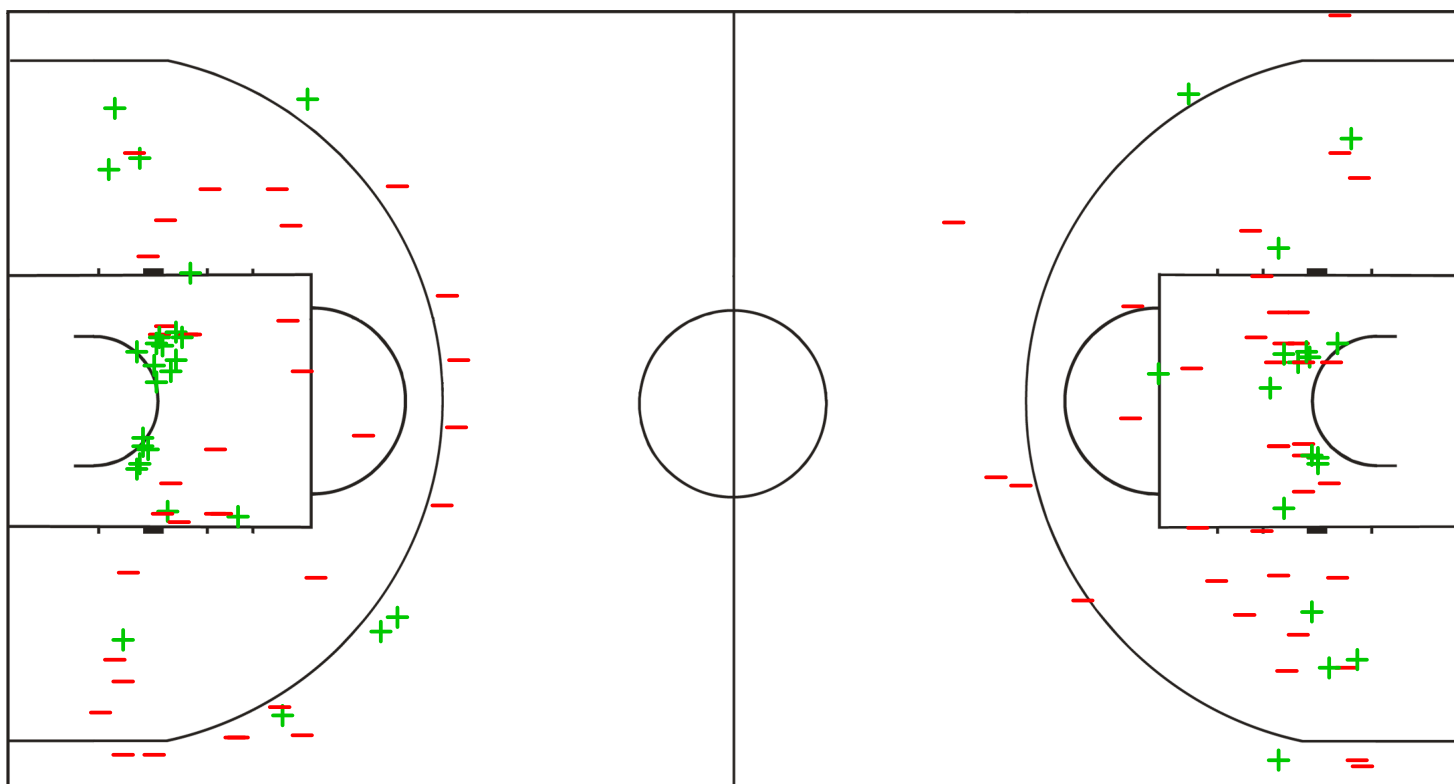
SWE 69 vs 48 POL
(23 - 6, 22 - 15, 7 - 15, 17 - 12)

Scoring by 5 min intervals:

	Q1		Q2		Q3		Q4	
SWE	10	23	32	45	50	52	58	69
POL	2	6	14	21	24	36	43	48

SWE - Sweden

POL - Poland



LEGEND

+ Shot Made

- Shot Missed

Timing and Results provided by **TISSOT**



Game No: 2

Shot Chart
Схема бросков

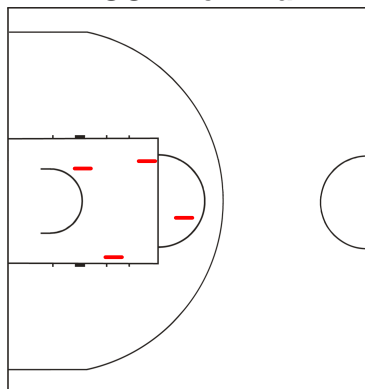
SWE 69 vs 48 POL
(23 - 6, 22 - 15, 7 - 15, 17 - 12)

Scoring by 5 min intervals:

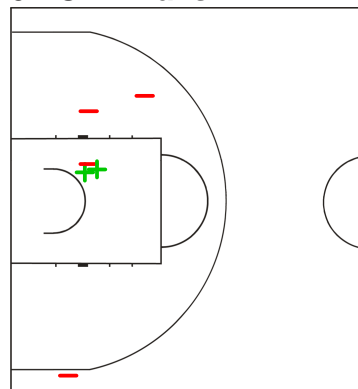
	Q1		Q2		Q3		Q4	
SWE	10	23	32	45	50	52	58	69
POL	2	6	14	21	24	36	43	48

SWE - Sweden

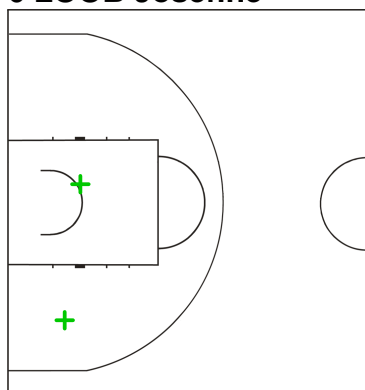
4 HANSON Pernilla



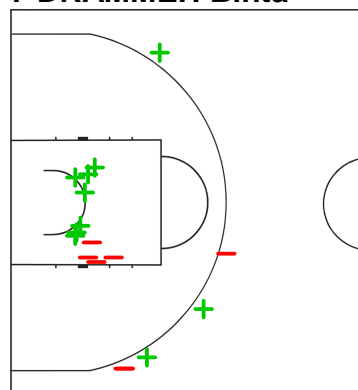
5 LOYD Kalis



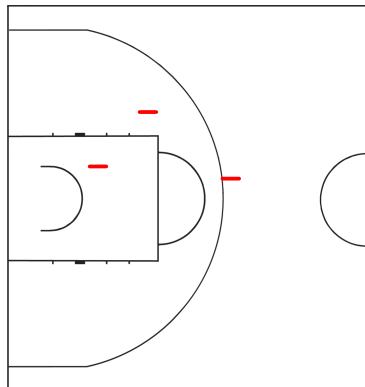
6 LOOB Josefine



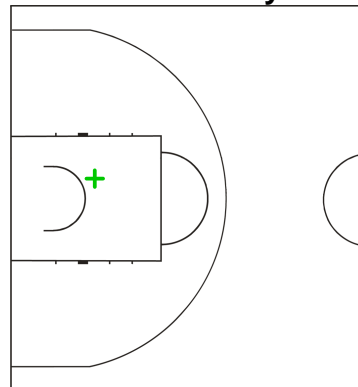
7 DRAMMEH Binta



8 NYBOM Kristina



9 GULTEKIN Maryam



LEGEND

+ Shot Made

- Shot Missed

Timing and Results provided by **TISSOT**



Game No: 2

Shot Chart
Схема бросков

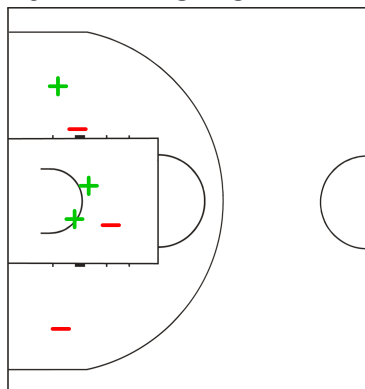
SWE 69 vs 48 POL
(23 - 6, 22 - 15, 7 - 15, 17 - 12)

Scoring by 5 min intervals:

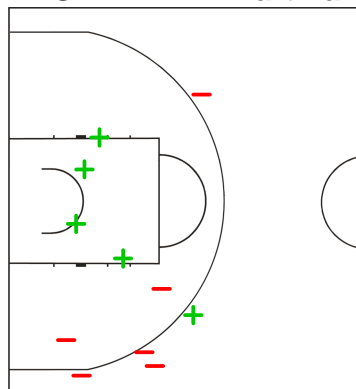
	Q1		Q2		Q3		Q4	
SWE	10	23	32	45	50	52	58	69
POL	2	6	14	21	24	36	43	48

SWE - Sweden

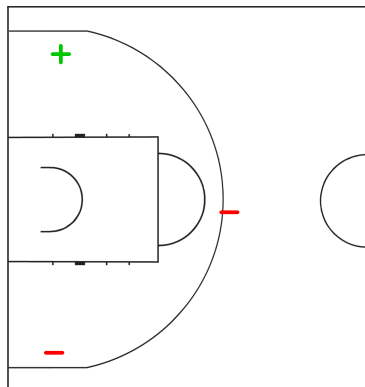
10 HAMILTON CARTER Danielle



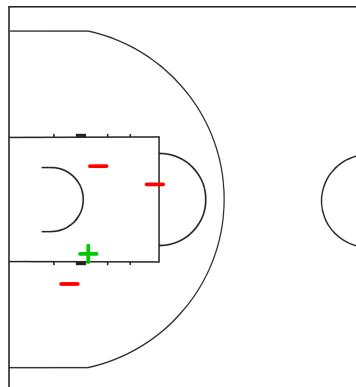
11 STALVANT Martina



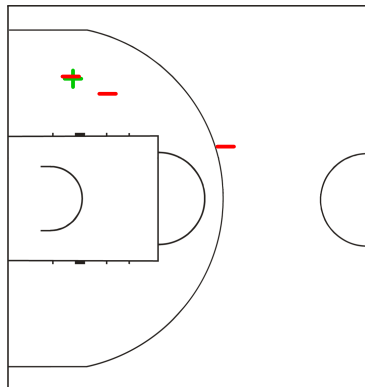
12 MILENKOVIC Katarina



13 KABENGANO Salome



14 AHLIN Tilde



LEGEND

+ Shot Made

- Shot Missed



Game No: 2

Shot Chart

Схема бросков

SWE 69 vs 48 POL

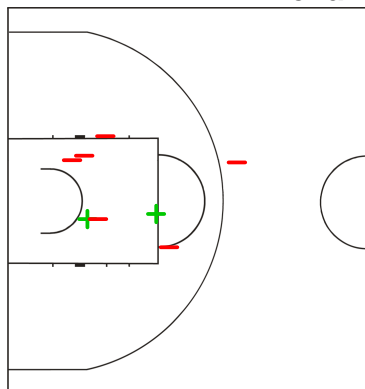
(23 - 6, 22 - 15, 7 - 15, 17 - 12)

Scoring by 5 min intervals:

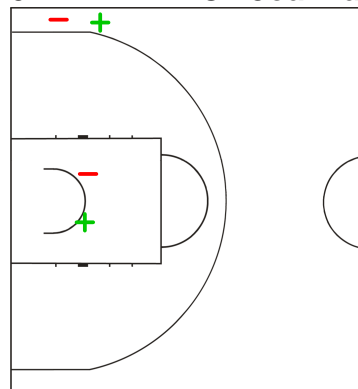
	Q1		Q2		Q3		Q4	
SWE	10	23	32	45	50	52	58	69
POL	2	6	14	21	24	36	43	48

POL - Poland

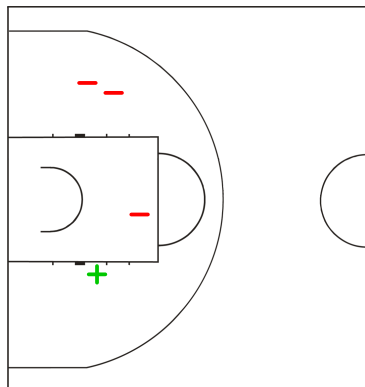
4 KRZYZANIAK Milena



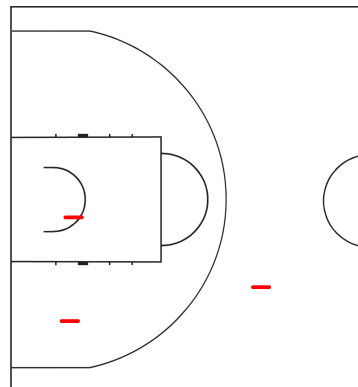
5 MARKIEWICZ Joanna



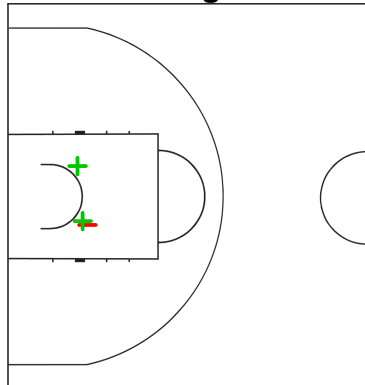
6 COSENGUE CASIMIRO Ramona



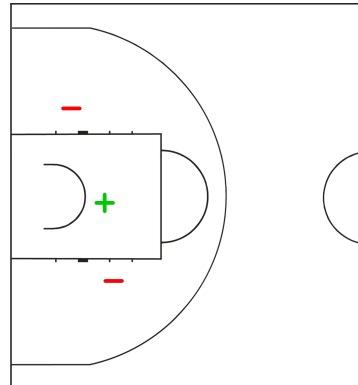
7 TREBICKA Claudia



8 SNIEZEK Agnieszka



9 MANKOWSKA Marta



LEGEND

+ Shot Made

-

Shot Missed

Timing and Results provided by **TISSOT**



Game No: 2

Shot Chart

Схема бросков

SWE 69 vs 48 POL

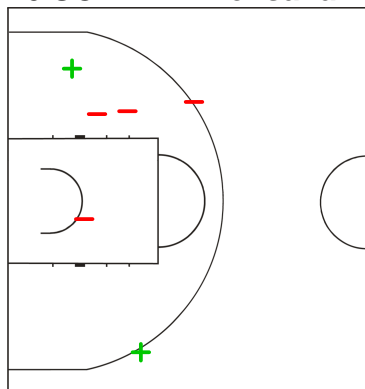
(23 - 6, 22 - 15, 7 - 15, 17 - 12)

Scoring by 5 min intervals:

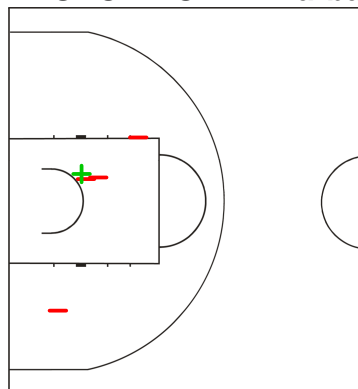
	Q1		Q2		Q3		Q4	
SWE	10	23	32	45	50	52	58	69
POL	2	6	14	21	24	36	43	48

POL - Poland

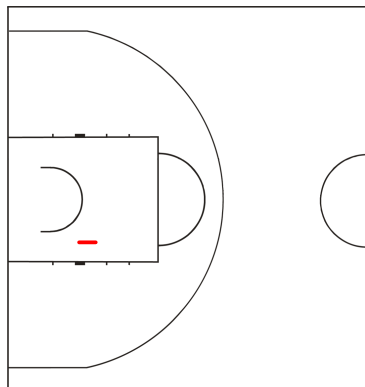
10 SCHMIDT Roksana



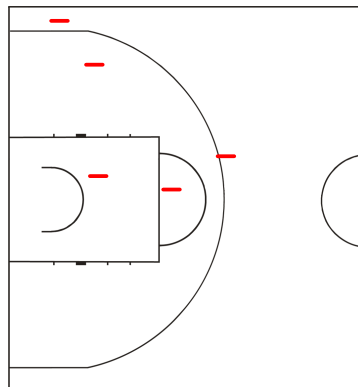
11 SKOWRONEK Barbara



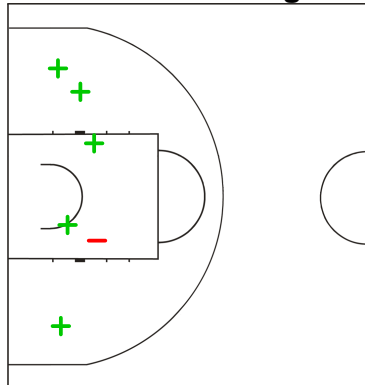
12 BIENIEK Monika



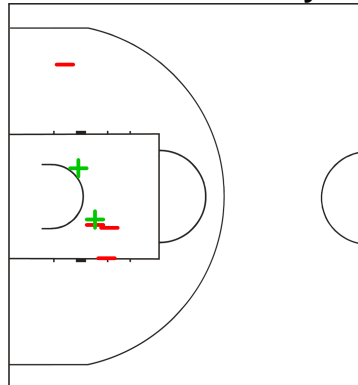
13 SOSNOWSKA Klaudia



14 SZCZEPANIK Agata



15 STELMACH Martyna



LEGEND

+ Shot Made

- Shot Missed

Timing and Results provided by **TISSOT**



Game No: 2

Lineup Analysis
Анализ

SWE 69 vs 48 POL

SWE

Lineup efficiency

5	LOYD K	7	DRAMMEH B	10	HAMILTON CARTER D	11	STALVANT M	14	AHLIN T	8:01
5	LOYD K	7	DRAMMEH B	11	STALVANT M	13	KABENGANO S	14	AHLIN T	3:38
5	LOYD K	7	DRAMMEH B	9	Gultekin M	10	HAMILTON CARTER D	11	STALVANT M	3:17
5	LOYD K	8	NYBOM K	10	HAMILTON CARTER D	11	STALVANT M	12	Milenkovic K	2:49
4	HANSON P	7	DRAMMEH B	11	STALVANT M	13	KABENGANO S	15	ANGEL L	2:27
4	HANSON P	5	LOYD K	7	DRAMMEH B	10	HAMILTON CARTER D	11	STALVANT M	2:18
5	LOYD K	7	DRAMMEH B	8	NYBOM K	10	HAMILTON CARTER D	11	STALVANT M	2:08
5	LOYD K	6	LOOB J	9	Gultekin M	13	KABENGANO S	14	AHLIN T	2:07
5	LOYD K	7	DRAMMEH B	9	Gultekin M	10	HAMILTON CARTER D	14	AHLIN T	1:58
4	HANSON P	6	LOOB J	8	NYBOM K	9	Gultekin M	12	Milenkovic K	1:50
4	HANSON P	7	DRAMMEH B	11	STALVANT M	12	Milenkovic K	15	ANGEL L	1:47
4	HANSON P	6	LOOB J	7	DRAMMEH B	11	STALVANT M	13	KABENGANO S	1:43
4	HANSON P	6	LOOB J	7	DRAMMEH B	9	Gultekin M	13	KABENGANO S	1:35
4	HANSON P	7	DRAMMEH B	10	HAMILTON CARTER D	11	STALVANT M	13	KABENGANO S	1:19
4	HANSON P	6	LOOB J	8	NYBOM K	12	Milenkovic K	13	KABENGANO S	1:10
4	HANSON P	7	DRAMMEH B	9	Gultekin M	10	HAMILTON CARTER D	11	STALVANT M	1:09
6	LOOB J	7	DRAMMEH B	9	Gultekin M	13	KABENGANO S	14	AHLIN T	0:38
4	HANSON P	8	NYBOM K	9	Gultekin M	10	HAMILTON CARTER D	12	Milenkovic K	0:06

Score development

5	LOYD K	7	DRAMMEH B	10	HAMILTON CARTER D	11	STALVANT M	14	AHLIN T	8:01	+12
4	HANSON P	7	DRAMMEH B	9	Gultekin M	10	HAMILTON CARTER D	11	STALVANT M	1:09	+4
4	HANSON P	6	LOOB J	7	DRAMMEH B	11	STALVANT M	13	KABENGANO S	1:43	+4
4	HANSON P	7	DRAMMEH B	11	STALVANT M	13	KABENGANO S	15	ANGEL L	2:27	+3
5	LOYD K	6	LOOB J	9	Gultekin M	13	KABENGANO S	14	AHLIN T	2:07	+2
5	LOYD K	7	DRAMMEH B	8	NYBOM K	10	HAMILTON CARTER D	11	STALVANT M	2:08	+2
4	HANSON P	5	LOYD K	7	DRAMMEH B	10	HAMILTON CARTER D	11	STALVANT M	2:18	+2
6	LOOB J	7	DRAMMEH B	9	Gultekin M	13	KABENGANO S	14	AHLIN T	0:38	+1
4	HANSON P	7	DRAMMEH B	11	STALVANT M	12	Milenkovic K	15	ANGEL L	1:47	+1
4	HANSON P	6	LOOB J	8	NYBOM K	9	Gultekin M	12	Milenkovic K	1:50	+1
4	HANSON P	8	NYBOM K	9	Gultekin M	10	HAMILTON CARTER D	12	Milenkovic K	0:06	0
4	HANSON P	7	DRAMMEH B	10	HAMILTON CARTER D	11	STALVANT M	13	KABENGANO S	1:19	0
5	LOYD K	7	DRAMMEH B	9	Gultekin M	10	HAMILTON CARTER D	14	AHLIN T	1:58	-1
5	LOYD K	7	DRAMMEH B	9	Gultekin M	10	HAMILTON CARTER D	11	STALVANT M	3:17	0
5	LOYD K	7	DRAMMEH B	11	STALVANT M	13	KABENGANO S	14	AHLIN T	3:38	0
4	HANSON P	6	LOOB J	8	NYBOM K	12	Milenkovic K	13	KABENGANO S	1:10	-2
4	HANSON P	6	LOOB J	7	DRAMMEH B	9	Gultekin M	13	KABENGANO S	1:35	-4
5	LOYD K	8	NYBOM K	10	HAMILTON CARTER D	11	STALVANT M	12	Milenkovic K	2:49	-4



Game No: 2

Lineup Analysis
Анализ

POL

Lineup efficiency

6	Cossengue	7	Trebicka C	8	Sniezek A	13	Sosnowska K	14	Szczepanik A	6:10
4	Krzyzaniak M	5	Markiewicz J	10	Schmidt R	13	Sosnowska K	15	Stelmach M	4:45
4	Krzyzaniak M	6	Cossengue	8	Sniezek A	13	Sosnowska K	15	Stelmach M	3:28
4	Krzyzaniak M	9	Mankowska M	10	Schmidt R	11	Skowronek B	15	Stelmach M	3:05
4	Krzyzaniak M	5	Markiewicz J	9	Mankowska M	10	Schmidt R	12	Bieniek M	2:18
4	Krzyzaniak M	9	Mankowska M	10	Schmidt R	11	Skowronek B	14	Szczepanik A	2:09
4	Krzyzaniak M	9	Mankowska M	13	Sosnowska K	14	Szczepanik A	15	Stelmach M	2:06
4	Krzyzaniak M	5	Markiewicz J	6	Cossengue	8	Sniezek A	13	Sosnowska K	2:03
5	Markiewicz J	6	Cossengue	10	Schmidt R	11	Skowronek B	12	Bieniek M	1:58
4	Krzyzaniak M	8	Sniezek A	10	Schmidt R	13	Sosnowska K	15	Stelmach M	1:55
4	Krzyzaniak M	8	Sniezek A	10	Schmidt R	13	Sosnowska K	14	Szczepanik A	1:48
4	Krzyzaniak M	8	Sniezek A	13	Sosnowska K	14	Szczepanik A	15	Stelmach M	1:41
5	Markiewicz J	6	Cossengue	10	Schmidt R	11	Skowronek B	13	Sosnowska K	1:30
4	Krzyzaniak M	5	Markiewicz J	8	Sniezek A	10	Schmidt R	14	Szczepanik A	1:18
4	Krzyzaniak M	6	Cossengue	8	Sniezek A	13	Sosnowska K	14	Szczepanik A	0:42
6	Cossengue	10	Schmidt R	11	Skowronek B	12	Bieniek M	14	Szczepanik A	0:36
6	Cossengue	8	Sniezek A	10	Schmidt R	13	Sosnowska K	14	Szczepanik A	0:35
4	Krzyzaniak M	5	Markiewicz J	8	Sniezek A	10	Schmidt R	12	Bieniek M	0:32
4	Krzyzaniak M	5	Markiewicz J	8	Sniezek A	10	Schmidt R	13	Sosnowska K	0:32
4	Krzyzaniak M	5	Markiewicz J	7	Trebicka C	10	Schmidt R	14	Szczepanik A	0:29
4	Krzyzaniak M	9	Mankowska M	10	Schmidt R	13	Sosnowska K	15	Stelmach M	0:20

Score development

6	Cossengue	7	Trebicka C	8	Sniezek A	13	Sosnowska K	14	Szczepanik A	6:10	+10
4	Krzyzaniak M	8	Sniezek A	10	Schmidt R	13	Sosnowska K	14	Szczepanik A	1:48	+3
4	Krzyzaniak M	5	Markiewicz J	8	Sniezek A	10	Schmidt R	12	Bieniek M	0:32	+1
5	Markiewicz J	6	Cossengue	10	Schmidt R	11	Skowronek B	12	Bieniek M	1:58	+1
4	Krzyzaniak M	9	Mankowska M	10	Schmidt R	13	Sosnowska K	15	Stelmach M	0:20	0
4	Krzyzaniak M	5	Markiewicz J	7	Trebicka C	10	Schmidt R	14	Szczepanik A	0:29	-1
6	Cossengue	10	Schmidt R	11	Skowronek B	12	Bieniek M	14	Szczepanik A	0:36	0
4	Krzyzaniak M	6	Cossengue	8	Sniezek A	13	Sosnowska K	14	Szczepanik A	0:42	0
4	Krzyzaniak M	5	Markiewicz J	8	Sniezek A	10	Schmidt R	14	Szczepanik A	1:18	0
4	Krzyzaniak M	8	Sniezek A	10	Schmidt R	13	Sosnowska K	15	Stelmach M	1:55	0
4	Krzyzaniak M	5	Markiewicz J	6	Cossengue	8	Sniezek A	13	Sosnowska K	2:03	0
4	Krzyzaniak M	5	Markiewicz J	9	Mankowska M	10	Schmidt R	12	Bieniek M	2:18	0
4	Krzyzaniak M	5	Markiewicz J	10	Schmidt R	13	Sosnowska K	15	Stelmach M	4:45	-1
6	Cossengue	8	Sniezek A	10	Schmidt R	13	Sosnowska K	14	Szczepanik A	0:35	-2
4	Krzyzaniak M	5	Markiewicz J	8	Sniezek A	10	Schmidt R	13	Sosnowska K	0:32	-3
4	Krzyzaniak M	9	Mankowska M	10	Schmidt R	11	Skowronek B	14	Szczepanik A	2:09	-3
4	Krzyzaniak M	8	Sniezek A	13	Sosnowska K	14	Szczepanik A	15	Stelmach M	1:41	-4
4	Krzyzaniak M	9	Mankowska M	13	Sosnowska K	14	Szczepanik A	15	Stelmach M	2:06	-4
5	Markiewicz J	6	Cossengue	10	Schmidt R	11	Skowronek B	13	Sosnowska K	1:30	-6
4	Krzyzaniak M	9	Mankowska M	10	Schmidt R	11	Skowronek B	15	Stelmach M	3:05	-6
4	Krzyzaniak M	6	Cossengue	8	Sniezek A	13	Sosnowska K	15	Stelmach M	3:28	-6

LEGEND

+ Shot Made - Shot Missed



Game No: 9

Start List

Стартовый список

RUS vs POL

Referee: KUCERA Stanislav (CZE)

Umpire: WU Zhiwei (HKG) / CALDWELL Toni le Anne (AUS)

RUS - Russian Fed.

No.	Name	Pos	Height m / ft in	Age	Current Games Statistics						
					PPG	FG%	3FG%	FT%	RPG	APG	MPG (GP)
4	GRIGORYEVA Tatiana	G	1.78/5'10"	23	15.0	75	50	100	2.0	4.0	16:54 (1)
5	FEDORENKOVA Ekaterina	G	1.78/5'10"	19	2.0	13	0		2.0	7.0	22:04 (1)
6	MAYOROVA Nadezda	G	1.78/5'10"	24	3.0	17	20		4.0	3.0	20:17 (1)
7	LOGUNOVA Anastasia	C	1.92/6'4"	22	18.0	73		67	5.0	2.0	18:13 (1)
8	ABRIKOSOVA Tatiana	G	1.79/5'10"	24	9.0	80	50		4.0	3.0	17:13 (1)
9	FINOGENTOVA Evgeniia	G	1.74/5'9"	22	4.0	25	0	100	0.0	3.0	17:56 (1)
10	SHILOVA Anastasiya	F	1.86/6'1"	22	12.0	60	0		5.0	2.0	11:14 (1)
11	VIERU Natalia	C	2.00/6'7"	23	8.0	50		40	6.0	2.0	17:38 (1)
12	DOROSHEVA Veronika	F	1.90/6'3"	22	13.0	56	50	100	5.0	0.0	14:22 (1)
13	PASKALENKO Liubov	C	2.03/6'8"	22	24.0	77	100	75	15.0	4.0	22:22 (1)
14	LOGINOVA Anastasia	F	1.90/6'3"	22	15.0	75	67	50	4.0	3.0	21:47 (1)
15	GRISHAEVA Nadezhda	F	1.95/6'5"	24	0.0				0.0	0.0	0:00 (0)
Team			1.87/6'2"	22.4	123.0	58	35	64	60.0	33.0	
Coach		SOKOLOVSKIY Boris									
Assistant Coach		SHUVAGIN Dmitry									

RUS Played		
PR	MGL	123 - 23
PR	POL	9 JUL
PR	SWE	10 JUL


POL - Poland

No.	Name	Pos	Height m / ft in	Age	Current Games Statistics						
					PPG	FG%	3FG%	FT%	RPG	APG	MPG (GP)
4	KRZYZANIAK Milena	G	1.64/5'5"	23	4.0	25	0		3.0	2.0	29:11 (1)
5	MARKIEWICZ Joanna	F	1.84/6'0"	22	6.0	50	50	50	2.0	0.0	15:25 (1)
6	COSENGUE CASIMIRO Ramona	G	1.70/5'7"	20	2.0	25			1.0	0.0	17:02 (1)
7	TREBICKA Claudia	G	1.76/5'9"	23	2.0	0	0	100	1.0	0.0	6:39 (1)
8	SNIEZEK Agnieszka	G	1.76/5'9"	21	4.0	67			3.0	1.0	20:44 (1)
9	MANKOWSKA Marta	G	1.80/5'11"	22	2.0	33			1.0	0.0	9:58 (1)
10	SCHMIDT Roksana	F	1.80/5'11"	20	7.0	33	50	67	0.0	0.0	23:50 (1)
11	SKOWRONEK Barbara	C	1.87/6'2"	22	3.0	20		100	1.0	0.0	9:18 (1)
12	BIENIEK Monika	F	1.81/5'11"	20	0.0	0			1.0	2.0	5:24 (1)
13	SOSNOWSKA Klaudia	F	1.86/6'1"	23	2.0	0	0	100	5.0	5.0	27:35 (1)
14	SZCZEPANIK Agata	C	1.93/6'4"	21	10.0	83			3.0	0.0	17:34 (1)
15	STELMACH Martyna	C	1.89/6'2"	21	6.0	33		100	4.0	1.0	17:20 (1)
Team			1.81/5'11"	21.5	48.0	33	22	83	31.0	11.0	
Coach		ZIEMINSKI Adam									
Assistant Coach		RACZYNSKI Dariusz				BARANSKI Ryszard					

POL Played		
PR	SWE	48 - 69
PR	RUS	9 JUL
PR	MGL	10 JUL

LEGEND

(1)	Point Guard	(2)	Shooting Guard	(3)	Small Forward	(4)	Power Forward	(5)	Centre
(C)	Captain	3FG%	3 Points Field Goals %	APG	Assists per Game	C	Centre	F	Forward
FG%	Field Goals %	FT%	Free Throws %	G	Guard	GP	Games Played	MPG	Minutes Played per Game
Pos	Playing Position	PPG	Points per Game	PR	Preliminary Round	RPG	Rebounds per Game		

Timing and Results provided by  TISSOT



Game No: 9

Results
Результаты

Attendance: 1500

Match Duration: 1:45

RUS 74 vs 37 POL

(18:11, 19:6, 20:9, 17:11)

Referee: KUCERA Stanislav (CZE)

Commissioner:

Umpire: WU Zhiwei (HKG) / CALDWELL Toni le Anne (AUS)

		Q1		Q2		Q3		Q4	
Scoring by 5 min intervals:	RUS	12	18	28	37	46	57	67	74
	POL	0	11	13	17	21	26	34	37

RUS - Russian Fed.

No.	Name	MIN	Field Goals		2 Points		3 Points		Free Throws		Rebounds			AS	TO	ST	BS	PF	FD	PTS
			M/A	%	M/A	%	M/A	%	M/A	%	OR	DR	TOT							
4	GRIGORYEVA Tatiana	18:23	3/5	60	2/3	67	1/2	50	3/5	60	3	1	4	1	2	2	0	4	4	10
5	FEDORENKOVA Ekaterina	18:51	1/4	25	1/3	33	0/1	0	0/0	0	0	0	0	2	1	1	0	3	0	2
6	MAYOROVA Nadezda	22:52	4/7	57	2/4	50	2/3	67	0/0	0	1	0	1	1	0	0	1	1	1	10
*7	LOGUNOVA Anastasia	18:58	2/5	40	2/5	40	0/0	0	0/0	0	0	4	4	1	0	1	1	3	2	4
*8	ABRIKOSOVA Tatiana	19:06	2/5	40	1/3	33	1/2	50	2/2	100	2	1	3	1	0	2	0	0	2	7
*9	FINOGENTOVA Evgeniia	15:32	2/5	40	2/4	50	0/1	0	2/2	100	0	2	2	1	0	2	0	1	1	6
*10	SHILOVA Anastasiya	17:54	2/5	40	1/3	33	1/2	50	0/0	0	0	0	0	3	3	2	0	1	1	5
*11	VIERU Natalia	18:36	2/5	40	2/5	40	0/0	0	0/2	0	2	6	8	2	4	0	5	4	3	4
12	DOROSHEVA Veronika	17:09	2/5	40	0/2	0	2/3	67	6/6	100	0	7	7	0	0	0	0	0	4	12
13	PASKALENKO Liubov	17:34	1/2	50	1/2	50	0/0	0	3/4	75	1	4	5	1	1	1	1	0	3	5
14	LOGINOVA Anastasia	0:00	0/0	0	0/0	0	0/0	0	0/0	0	0	0	0	0	0	0	0	0	0	0
15	GRISHAEVA Nadezhda	15:05	3/8	38	3/8	38	0/0	0	3/5	60	0	3	3	2	1	0	0	4	3	9
Team / Coach											0	5	5							
Totals			24/56	43	17/42	40	7/14	50	19/26	73	9	33	42	15	12	11	7	21	24	74
Coach		SOKOLOVSKIY Boris																		
Assistant Coach		SHUVAGIN Dmitry																		

POL - Poland

No.	Name	MIN	Field Goals		2 Points		3 Points		Free Throws		Rebounds			AS	TO	ST	BS	PF	FD	PTS
			M/A	%	M/A	%	M/A	%	M/A	%	OR	DR	TOT							
*4	KRZYZANIAK Milena	17:15	1/6	17	1/5	20	0/1	0	0/2	0	0	2	2	1	5	0	0	0	3	2
5	MARKIEWICZ Joanna	18:03	0/3	0	0/2	0	0/1	0	0/0	0	1	2	3	0	0	0	0	1	1	0
6	COSSENGUE CASIMIRO Ramona	22:45	2/9	22	2/8	25	0/1	0	2/4	50	2	1	3	1	4	1	0	1	5	6
7	TREBICKA Claudia	11:49	0/2	0	0/2	0	0/0	0	0/0	0	0	1	1	0	0	0	0	1	0	0
*8	SNIEZEK Agnieszka	19:58	0/2	0	0/2	0	0/0	0	4/4	100	1	3	4	1	1	0	0	2	4	4
9	MANKOWSKA Marta	15:03	1/4	25	1/4	25	0/0	0	1/2	50	0	0	0	1	0	0	0	2	1	3
*10	SCHMIDT Roksana	9:30	1/4	25	1/3	33	0/1	0	0/0	0	1	1	2	0	2	0	0	4	0	2
11	SKOWRONEK Barbara	16:27	2/7	29	2/7	29	0/0	0	0/0	0	1	1	2	0	3	0	0	5	1	4
12	BIENIEK Monika	9:09	0/0	0	0/0	0	0/0	0	0/0	0	0	1	1	0	0	0	1	1	0	0
*13	SOSNOWSKA Klaudia	15:56	2/4	50	0/2	0	2/2	100	2/2	100	0	2	2	1	0	1	0	3	2	8
*14	SZCZEPANIK Agata	23:00	1/4	25	1/3	33	0/1	0	1/2	50	1	4	5	1	3	1	0	4	2	3
15	STELMACH Martyna	21:05	2/7	29	1/5	20	1/2	50	0/0	0	0	2	2	0	3	1	0	0	2	5
Team / Coach											3	8	11		1					
Totals			12/52	23	9/43	21	3/9	33	10/16	63	10	28	38	6	22	4	1	24	21	37
Coach		ZIEMINSKI Adam																		
Assistant Coach		RACZYNSKI Dariusz BARANSKI Ryszard																		

	RUS	POL
Points from Turnovers	29	6
Points in the Paint	24	8
Second Chance Points	8	4
Fast Break Points	4	0

	RUS	POL
Biggest Lead	38	0
Biggest Scoring Run	14-0 (14-0)	9-0 (14-9)
Lead Changes	0	
Times Tied	0	

LEGEND			
%	Shooting Percentage	(C)	Captain
BS	Blocked Shots	DR	Defensive Rebounds
OR	Offensive Rebounds	OTx	Overtime
S	Suspended	ST	Steals
(I)	Injured	FD	Fouls Drawn
*	Starters	PF	Fouls
M/A	Made / Attempts	TO	Turnovers
PTS	Points	AS	Assists
TOT	Total Rebounds	MIN	Minutes Played
		Qx	Quarter Time

Timing and Results provided by TISSOT



Game No: 9

Shot Chart
Схема бросков

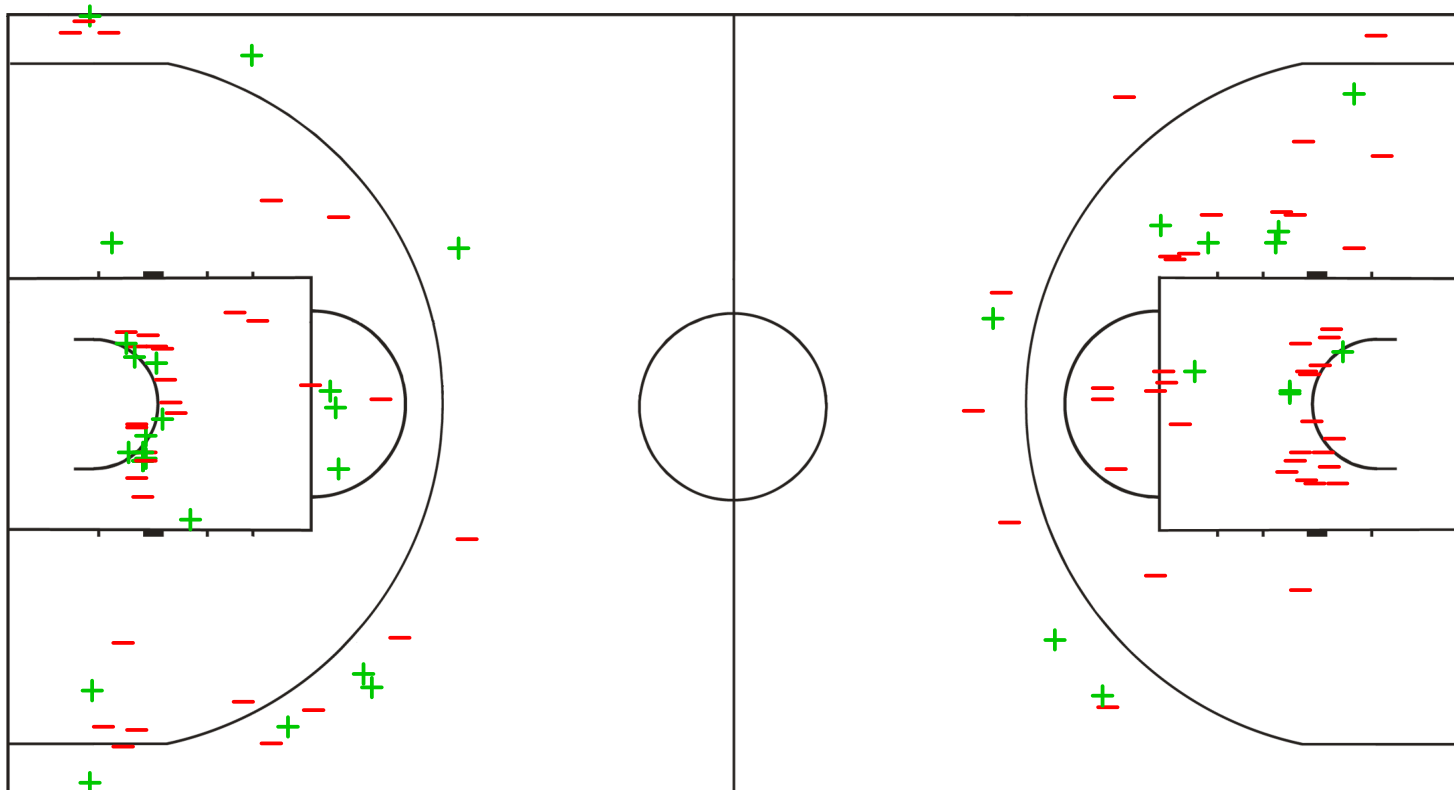
RUS 74 vs 37 POL
(18 - 11, 19 - 6, 20 - 9, 17 - 11)

Scoring by 5 min intervals:

	Q1		Q2		Q3		Q4	
RUS	12	18	28	37	46	57	67	74
POL	0	11	13	17	21	26	34	37

RUS - Russian Fed.

POL - Poland



LEGEND

+ Shot Made

- Shot Missed

Timing and Results provided by **TISSOT**



Game No: 9

Shot Chart
Схема бросков

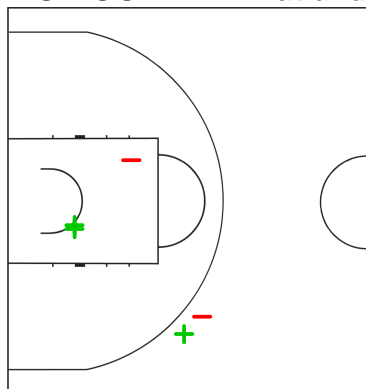
RUS 74 vs 37 POL
(18 - 11, 19 - 6, 20 - 9, 17 - 11)

Scoring by 5 min intervals:

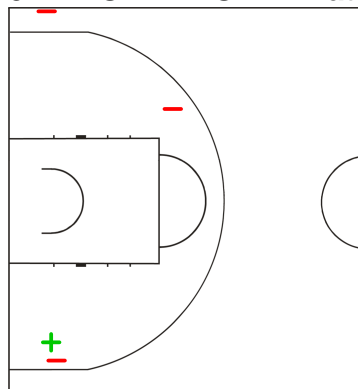
	Q1		Q2		Q3		Q4	
RUS	12	18	28	37	46	57	67	74
POL	0	11	13	17	21	26	34	37

RUS - Russian Fed.

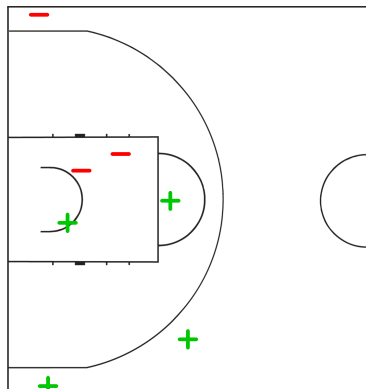
4 GRIGORYEVA Tatiana



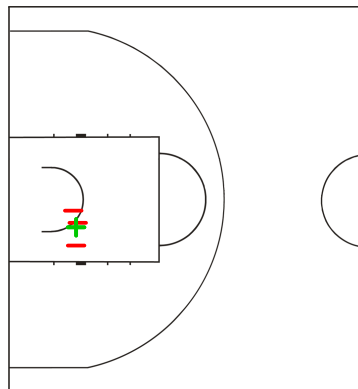
5 FEDORENKOVA Ekaterina



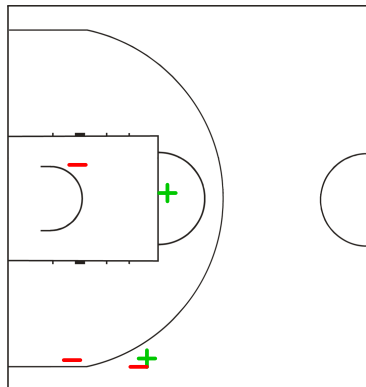
6 MAYOROVA Nadezda



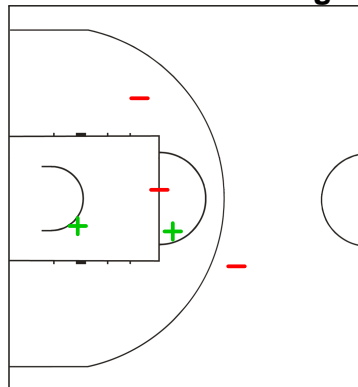
7 LOGUNOVA Anastasia



8 ABRIKOSOVA Tatiana



9 FINOGENTOVA Evgeniia



LEGEND

+ Shot Made

-

Shot Missed

Timing and Results provided by TISSOT



Game No: 9

Shot Chart
Схема бросков

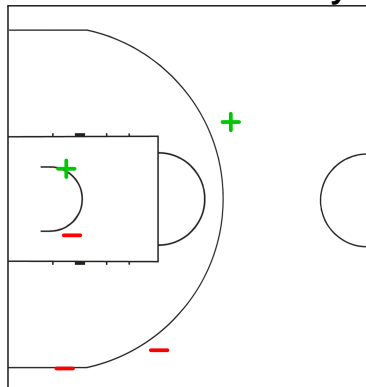
RUS 74 vs 37 POL
(18 - 11, 19 - 6, 20 - 9, 17 - 11)

Scoring by 5 min intervals:

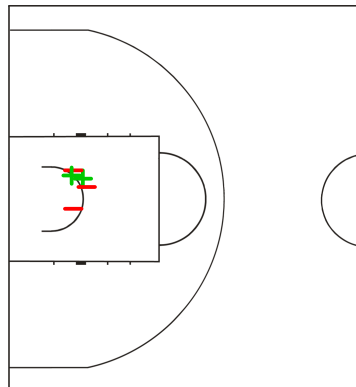
	Q1		Q2		Q3		Q4	
RUS	12	18	28	37	46	57	67	74
POL	0	11	13	17	21	26	34	37

RUS - Russian Fed.

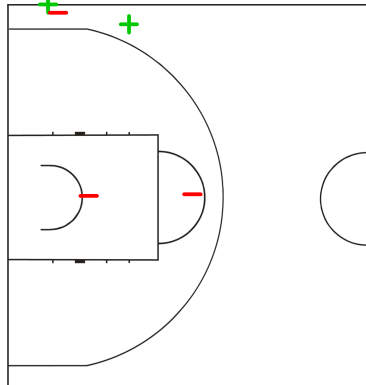
10 SHILOVA Anastasiya



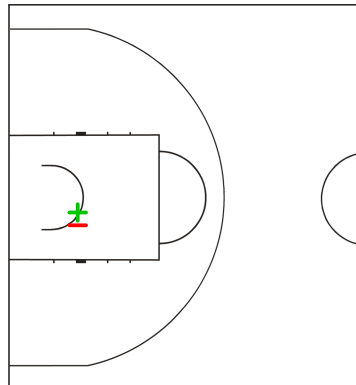
11 VIERU Natalia



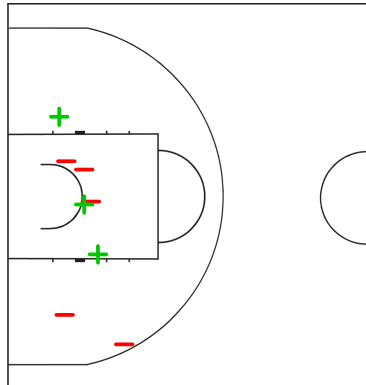
12 DOROSHEVA Veronika



13 PASKALENKO Liubov



15 GRISHAEVA Nadezhda



LEGEND

+ Shot Made

-

Shot Missed

Timing and Results provided by TISSOT



Game No: 9

Shot Chart

Схема бросков

RUS 74 vs 37 POL

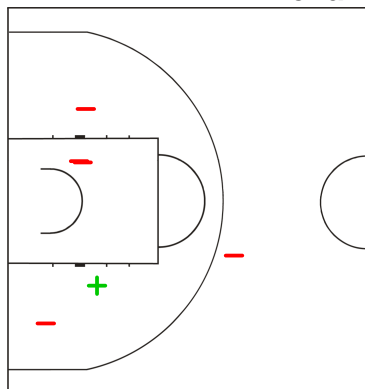
(18 - 11, 19 - 6, 20 - 9, 17 - 11)

Scoring by 5 min intervals:

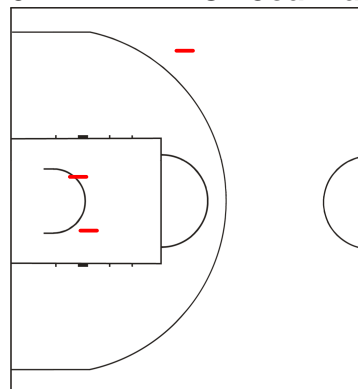
	Q1		Q2		Q3		Q4	
RUS	12	18	28	37	46	57	67	74
POL	0	11	13	17	21	26	34	37

POL - Poland

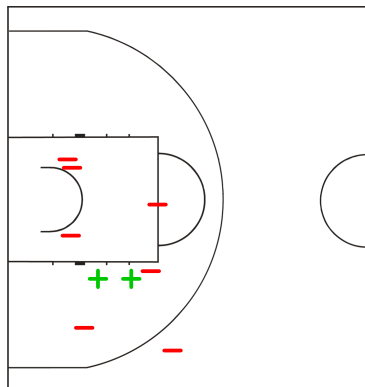
4 KRZYZANIAK Milena



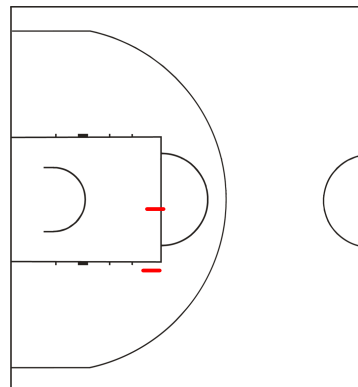
5 MARKIEWICZ Joanna



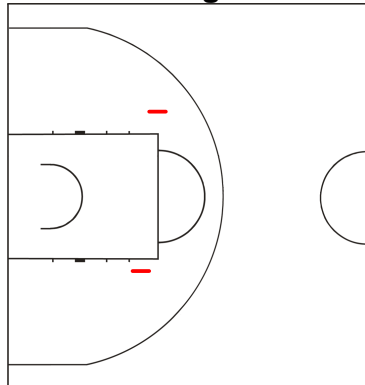
6 COSSENGUE CASIMIRO Ramona



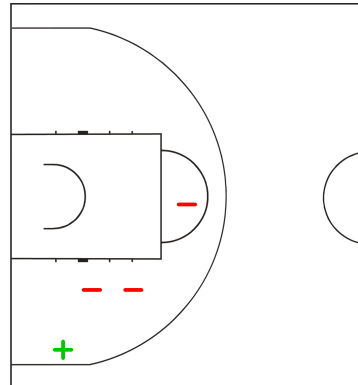
7 TREBICKA Claudia



8 SNIEZEK Agnieszka



9 MANKOWSKA Marta



LEGEND

+ Shot Made

-

Shot Missed

Timing and Results provided by **TISSOT**



Game No: 9

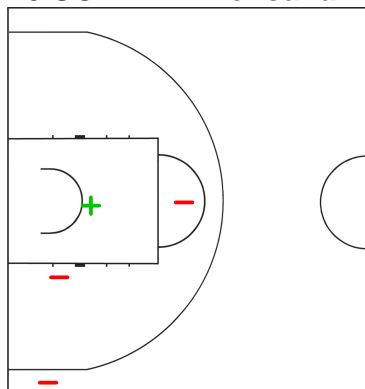
Shot Chart
Схема бросков

RUS 74 vs 37 POL
(18 - 11, 19 - 6, 20 - 9, 17 - 11)

Scoring by 5 min intervals:

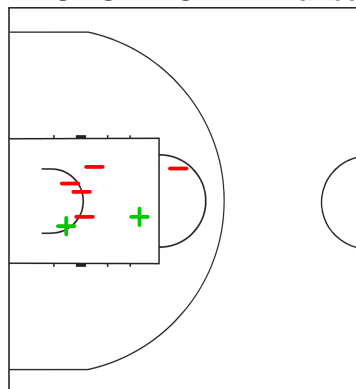
	Q1		Q2		Q3		Q4	
RUS	12	18	28	37	46	57	67	74
POL	0	11	13	17	21	26	34	37

10 SCHMIDT Roksana

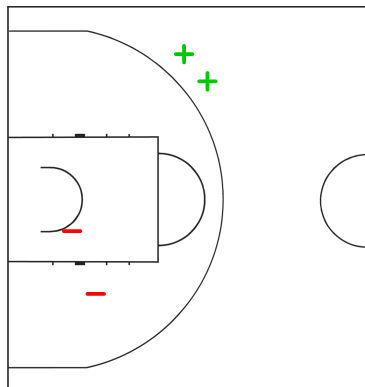


POL - Poland

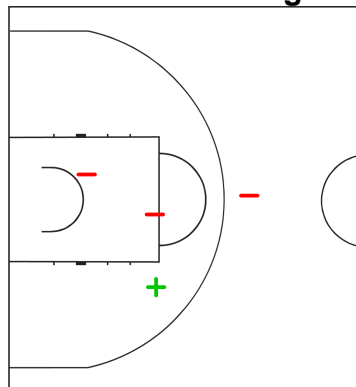
11 SKOWRONEK Barbara



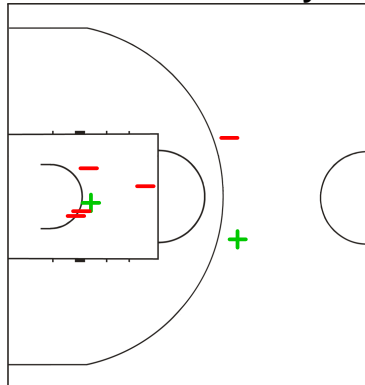
13 SOSNOWSKA Klaudia



14 SZCZEPANIK Agata



15 STELMACH Martyna



LEGEND

+ Shot Made

- Shot Missed

Timing and Results provided by **TISSOT**



Game No: 9

Lineup Analysis

Анализ

RUS 74 vs 37 POL

RUS

Lineup efficiency

7	LOGUNOVA A	8	ABRIKOSOVA T	9	FINOGENTOVA E	10	SHILOVA A	11	VIERU N	5:02
4	GRIGORYEVA T	5	FEDORENKOVA E	8	ABRIKOSOVA T	11	VIERU N	12	DOROSHEVA V	3:32
4	GRIGORYEVA T	7	LOGUNOVA A	9	FINOGENTOVA E	11	VIERU N	12	DOROSHEVA V	3:01
5	FEDORENKOVA E	6	MAYOROVA N	8	ABRIKOSOVA T	13	PASKALENKO L	15	GRISHAEVA N	2:40
6	MAYOROVA N	9	FINOGENTOVA E	12	DOROSHEVA V	13	PASKALENKO L	15	GRISHAEVA N	2:39
4	GRIGORYEVA T	5	FEDORENKOVA E	6	MAYOROVA N	13	PASKALENKO L	15	GRISHAEVA N	2:18
6	MAYOROVA N	7	LOGUNOVA A	9	FINOGENTOVA E	10	SHILOVA A	13	PASKALENKO L	2:10
5	FEDORENKOVA E	6	MAYOROVA N	10	SHILOVA A	12	DOROSHEVA V	13	PASKALENKO L	2:04
4	GRIGORYEVA T	5	FEDORENKOVA E	8	ABRIKOSOVA T	12	DOROSHEVA V	15	GRISHAEVA N	1:43
4	GRIGORYEVA T	6	MAYOROVA N	7	LOGUNOVA A	11	VIERU N	12	DOROSHEVA V	1:42
4	GRIGORYEVA T	6	MAYOROVA N	10	SHILOVA A	11	VIERU N	12	DOROSHEVA V	1:36
4	GRIGORYEVA T	6	MAYOROVA N	8	ABRIKOSOVA T	13	PASKALENKO L	15	GRISHAEVA N	1:33
4	GRIGORYEVA T	5	FEDORENKOVA E	8	ABRIKOSOVA T	13	PASKALENKO L	15	GRISHAEVA N	1:33
5	FEDORENKOVA E	6	MAYOROVA N	7	LOGUNOVA A	10	SHILOVA A	11	VIERU N	1:30
6	MAYOROVA N	7	LOGUNOVA A	9	FINOGENTOVA E	10	SHILOVA A	11	VIERU N	1:21
5	FEDORENKOVA E	6	MAYOROVA N	7	LOGUNOVA A	10	SHILOVA A	15	GRISHAEVA N	1:09
5	FEDORENKOVA E	7	LOGUNOVA A	8	ABRIKOSOVA T	10	SHILOVA A	15	GRISHAEVA N	0:58
5	FEDORENKOVA E	6	MAYOROVA N	10	SHILOVA A	11	VIERU N	12	DOROSHEVA V	0:52
4	GRIGORYEVA T	6	MAYOROVA N	7	LOGUNOVA A	8	ABRIKOSOVA T	13	PASKALENKO L	0:46
7	LOGUNOVA A	8	ABRIKOSOVA T	9	FINOGENTOVA E	10	SHILOVA A	13	PASKALENKO L	0:40
4	GRIGORYEVA T	7	LOGUNOVA A	8	ABRIKOSOVA T	9	FINOGENTOVA E	13	PASKALENKO L	0:39
5	FEDORENKOVA E	6	MAYOROVA N	10	SHILOVA A	13	PASKALENKO L	15	GRISHAEVA N	0:32

Score development

7	LOGUNOVA A	8	ABRIKOSOVA T	9	FINOGENTOVA E	10	SHILOVA A	11	VIERU N	5:02	+12
4	GRIGORYEVA T	6	MAYOROVA N	7	LOGUNOVA A	11	VIERU N	12	DOROSHEVA V	1:42	+5
5	FEDORENKOVA E	6	MAYOROVA N	8	ABRIKOSOVA T	13	PASKALENKO L	15	GRISHAEVA N	2:40	+5
4	GRIGORYEVA T	7	LOGUNOVA A	8	ABRIKOSOVA T	9	FINOGENTOVA E	13	PASKALENKO L	0:39	+4
6	MAYOROVA N	9	FINOGENTOVA E	12	DOROSHEVA V	13	PASKALENKO L	15	GRISHAEVA N	2:39	+4
4	GRIGORYEVA T	6	MAYOROVA N	8	ABRIKOSOVA T	13	PASKALENKO L	15	GRISHAEVA N	1:33	+3
7	LOGUNOVA A	8	ABRIKOSOVA T	9	FINOGENTOVA E	10	SHILOVA A	13	PASKALENKO L	0:40	+2
5	FEDORENKOVA E	6	MAYOROVA N	10	SHILOVA A	11	VIERU N	12	DOROSHEVA V	0:52	+2
5	FEDORENKOVA E	7	LOGUNOVA A	8	ABRIKOSOVA T	10	SHILOVA A	15	GRISHAEVA N	0:58	+2
6	MAYOROVA N	7	LOGUNOVA A	9	FINOGENTOVA E	10	SHILOVA A	11	VIERU N	1:21	+2
4	GRIGORYEVA T	6	MAYOROVA N	10	SHILOVA A	11	VIERU N	12	DOROSHEVA V	1:36	+2
5	FEDORENKOVA E	6	MAYOROVA N	10	SHILOVA A	12	DOROSHEVA V	13	PASKALENKO L	2:04	+2
6	MAYOROVA N	7	LOGUNOVA A	9	FINOGENTOVA E	10	SHILOVA A	13	PASKALENKO L	2:10	+2
4	GRIGORYEVA T	5	FEDORENKOVA E	6	MAYOROVA N	13	PASKALENKO L	15	GRISHAEVA N	2:18	+2
4	GRIGORYEVA T	5	FEDORENKOVA E	8	ABRIKOSOVA T	11	VIERU N	12	DOROSHEVA V	3:32	+1
4	GRIGORYEVA T	6	MAYOROVA N	7	LOGUNOVA A	8	ABRIKOSOVA T	13	PASKALENKO L	0:46	0
4	GRIGORYEVA T	5	FEDORENKOVA E	8	ABRIKOSOVA T	12	DOROSHEVA V	15	GRISHAEVA N	1:43	0
4	GRIGORYEVA T	7	LOGUNOVA A	9	FINOGENTOVA E	11	VIERU N	12	DOROSHEVA V	3:01	0
5	FEDORENKOVA E	6	MAYOROVA N	10	SHILOVA A	13	PASKALENKO L	15	GRISHAEVA N	0:32	-2
5	FEDORENKOVA E	6	MAYOROVA N	7	LOGUNOVA A	10	SHILOVA A	11	VIERU N	1:30	-2
4	GRIGORYEVA T	5	FEDORENKOVA E	8	ABRIKOSOVA T	13	PASKALENKO L	15	GRISHAEVA N	1:33	-2
5	FEDORENKOVA E	6	MAYOROVA N	7	LOGUNOVA A	10	SHILOVA A	15	GRISHAEVA N	1:09	-7



Game No: 10

Start List

Стартовый список

SWE vs MGL

Referee: KENYON Reid Allan (CAN)

Umpire: HILKE Henri (FIN) / AL BULUSHI Ahmed (OMA)

SWE - Sweden

No.	Name	Pos	Height m / ft in	Age	Current Games Statistics						
					PPG	FG%	3FG%	FT%	RPG	APG	MPG (GP)
4	HANSON Pernilla	F	1.81/5'11"	22	0.0	0			4.0	2.0	15:24 (1)
5	LOYD Kalis	F	1.84/6'0"	24	7.0	33	0	75	6.0	1.0	26:16 (1)
6	LOOB Josefine	F	1.84/6'0"	22	4.0	100			0.0	1.0	9:03 (1)
7	DRAMMEH Binta	G	1.80/5'11"	21	28.0	59	50	83	8.0	1.0	31:58 (1)
8	NYBOM Kristina	G	1.72/5'8"	23	0.0	0	0		0.0	1.0	8:03 (1)
9	GULTEKIN Maryam	G	1.68/5'6"	22	2.0	100			0.0	4.0	12:40 (1)
10	HAMILTON CARTER Danielle	C	1.91/6'3"	23	6.0	50			5.0	0.0	23:05 (1)
11	STALVANT Martina	G	1.76/5'9"	24	16.0	45	20	83	0.0	3.0	30:36 (1)
12	MILENKOVIC Katarina	F	1.82/6'0"	22	2.0	33	0		3.0	0.0	7:42 (1)
13	KABENGANO Salome	G	1.78/5'10"	21	2.0	25			3.0	0.0	14:37 (1)
14	AHLIN Tiide	F	1.87/6'2"	22	2.0	25	0		3.0	2.0	16:22 (1)
15	ANGEL Louise	C	1.88/6'2"	22	0.0				0.0	1.0	4:14 (1)
Team			1.81/5'11"	22.3	69.0	43	27	81	38.0	16.0	
Coach		LEMAN David									
Assistant Coach		BOULDWIN Hanna									

SWE Played		
PR	POL	69 - 48
PR	MGL	9 JUL
PR	RUS	10 JUL


MGL - Mongolia

No.	Name	Pos	Height m / ft in	Age	Current Games Statistics						
					PPG	FG%	3FG%	FT%	RPG	APG	MPG (GP)
4	ENKHTAIVAN Chimeddolgor	G	1.70/5'7"	20	2.0	14	0		2.0	1.0	16:55 (1)
5	BAATAR Bolor-Erdene	C	1.80/5'11"	20	2.0	50			2.0	0.0	21:54 (1)
6	GANTULGA Zolzaya	F	1.75/5'9"	23	2.0	50	0		0.0	0.0	5:23 (1)
7	ICHINKHORLOO Dolgor	G	1.68/5'6"	22	0.0	0	0		0.0	1.0	18:16 (1)
8	DUGARSUREN Jargalan	C	1.83/6'0"	22	3.0	17	50	0	4.0	2.0	35:40 (1)
9	JARGALSAIKHAN Nyamsuren	G	1.70/5'7"	22	0.0				0.0	0.0	0:59 (1)
10	BAYASGALAN Solongo	F	1.78/5'10"	23	12.0	16	22	100	4.0	0.0	31:37 (1)
11	ALIMAA Khulan	F	1.65/5'5"	21	0.0				1.0	1.0	9:10 (1)
12	BORBAATAR Khos-Erdene	G	1.70/5'7"	21	0.0	0			1.0	0.0	13:12 (1)
13	ZORIGT Tsolmon	F	1.68/5'6"	23	0.0	0			0.0	0.0	25:27 (1)
14	ULAANKHUU Enerel	F	1.80/5'11"	20	0.0				0.0	0.0	7:40 (1)
15	CHULUUNTSETSEG Soyolmaa	G	1.78/5'10"	21	2.0	25			4.0	0.0	13:47 (1)
Team			1.74/5'9"	21.5	23.0	16	13	67	24.0	5.0	

MGL Played		
PR	RUS	23 - 123
PR	SWE	9 JUL
PR	POL	10 JUL

LEGEND

(1)	Point Guard	(2)	Shooting Guard	(3)	Small Forward	(4)	Power Forward	(5)	Centre
(C)	Captain	3FG%	3 Points Field Goals %	APG	Assists per Game	C	Centre	F	Forward
FG%	Field Goals %	FT%	Free Throws %	G	Guard	GP	Games Played	MPG	Minutes Played per Game
Pos	Playing Position	PPG	Points per Game	PR	Preliminary Round	RPG	Rebounds per Game		

Timing and Results provided by  TISSOT



Game No: 10

Results
Результаты

Attendance: 30

Match Duration: 1:27

SWE 95 vs 21 MGL

(25:0, 21:9, 26:6, 23:6)

Referee: KENYON Reid Allan (CAN)

Commissioner:

Umpire: HILKE Henri (FIN) / AL BULUSHI Ahmed (OMA)

Scoring by 5 min intervals:	SWE	Q1		Q2		Q3		Q4	
		M	A	M	A	M	A	M	A
		11	25	35	46	56	72	84	95
	MGL	0	0	5	9	11	15	18	21

SWE - Sweden

No.	Name	MIN	Field Goals		2 Points		3 Points		Free Throws		Rebounds			AS	TO	ST	BS	PF	FD	PTS
			M/A	%	M/A	%	M/A	%	M/A	%	OR	DR	TOT							
4	HANSON Pernilla	23:43	1/11	9	1/8	13	0/3	0	1/2	50	3	8	11	2	2	5	0	0	1	3
*5	LOYD Kalis	11:36	3/8	38	3/7	43	0/1	0	2/4	50	5	2	7	0	0	4	0	0	3	8
6	LOOB Josefine	19:21	2/8	25	2/8	25	0/0	0	0/0	0	3	2	5	3	1	1	0	1	1	4
*7	DRAMMEH Binta	10:39	5/8	63	4/4	100	1/4	25	5/6	83	0	5	5	0	3	5	1	1	3	16
8	NYBOM Kristina	21:49	2/4	50	1/2	50	1/2	50	2/4	50	2	3	5	1	0	1	0	2	4	7
9	GULTEKIN Maryam	24:09	6/7	86	4/5	80	2/2	100	2/2	100	1	4	5	3	2	2	0	1	2	16
	HAMILTON CARTER Danielle	3:11	0/1	0	0/1	0	0/0	0	0/0	0	0	0	0	0	0	0	0	0	0	0
*11	STALVANT Martina	8:14	0/0	0	0/0	0	0/0	0	2/2	100	1	0	1	0	2	3	0	0	1	2
12	MILENKOVIC Katarina	23:19	5/10	50	5/10	50	0/0	0	5/6	83	1	4	5	1	1	2	3	1	3	15
*13	KABENGANO Salome	19:20	6/9	67	6/8	75	0/1	0	0/3	0	2	3	5	3	0	2	1	0	2	12
14	AHLIN Tilde	21:49	3/8	38	3/8	38	0/0	0	0/0	0	2	2	4	3	0	1	0	1	1	6
15	ANGEL Louise	12:50	2/5	40	2/5	40	0/0	0	2/2	100	2	4	6	2	0	1	0	1	2	6
Team / Coach											2	0	2		1					
Totals			35/79	44	31/66	47	4/13	31	21/31	68	24	37	61	18	12	27	5	8	23	95
Coach		LEMAN David																		
Assistant Coach		BOULDWIN Hanna																		


MGL - Mongolia

No.	Name	MIN	Field Goals		2 Points		3 Points		Free Throws		Rebounds			AS	TO	ST	BS	PF	FD	PTS
			M/A	%	M/A	%	M/A	%	M/A	%	OR	DR	TOT							
*4	ENKHTAIVAN Chimeddolgor	16:16	2/7	29	1/2	50	1/5	20	0/0	0	3	1	4	0	2	0	0	1	0	5
*5	BAATAR Bolor-Erdene	33:30	2/10	20	2/10	20	0/0	0	0/1	0	3	4	7	0	2	1	0	2	2	4
6	GANTULGA Zolzaya	6:30	0/1	0	0/1	0	0/0	0	0/0	0	0	0	0	0	0	0	0	1	0	0
*7	ICHINKHORLOO Dolgor	28:29	2/10	20	0/1	0	2/9	22	0/0	0	1	1	2	0	5	0	0	2	0	6
*8	DUGARSUREN Jargalan	21:45	1/4	25	1/3	33	0/1	0	0/0	0	1	4	5	0	6	1	1	5	0	2
9	JARGALSAIKHAN Nyamsuren	2:08	0/0	0	0/0	0	0/0	0	0/0	0	0	0	0	0	2	0	0	0	1	0
*10	BAYASGALAN Solongo	31:22	1/14	7	1/8	13	0/6	0	2/4	50	0	2	2	1	5	1	1	3	3	4
11	ALIMAA Khulan	6:30	0/3	0	0/2	0	0/1	0	0/0	0	0	1	1	0	0	0	0	0	0	0
12	BORBAATAR Khos-Erdene	15:35	0/5	0	0/1	0	0/4	0	0/0	0	2	0	2	0	6	1	0	3	0	0
13	ZORIGT Tsolmon	17:32	0/1	0	0/1	0	0/0	0	0/2	0	0	3	3	3	4	0	0	3	2	0
14	ULAANKHUU Enerel	8:38	0/2	0	0/2	0	0/0	0	0/0	0	1	4	5	1	1	1	0	1	0	0
15	CHULUUNTSETSEG Soyolmaa	11:45	0/2	0	0/2	0	0/0	0	0/0	0	2	0	2	0	2	0	0	2	0	0
Team / Coach											2	3	5		1					
Totals			8/59	14	5/33	15	3/26	12	2/7	29	15	23	38	5	36	5	2	23	8	21

	SWE	MGL
Points from Turnovers	37	0
Points in the Paint	52	8
Second Chance Points	26	7
Fast Break Points	33	0

	SWE	MGL
Biggest Lead	74	0
Biggest Scoring Run	30-0 (30-0)	3-0 (35-5)
Lead Changes		0
Times Tied		0

LEGEND			
%	Shooting Percentage	(C)	Captain
BS	Blocked Shots	DR	Defensive Rebounds
OR	Offensive Rebounds	OTx	Overtime
S	Suspended	ST	Steals
(I)	Injured	FD	Fouls Drawn
PF	Fouls	PTS	Points
TO	Turnovers	TOT	Total Rebounds
*	Starters	AS	Assists
M/A	Made / Attempts	MIN	Minutes Played
Qx	Quarter Time		

Timing and Results provided by  TISSOT



Game No: 10

Shot Chart
Схема бросков

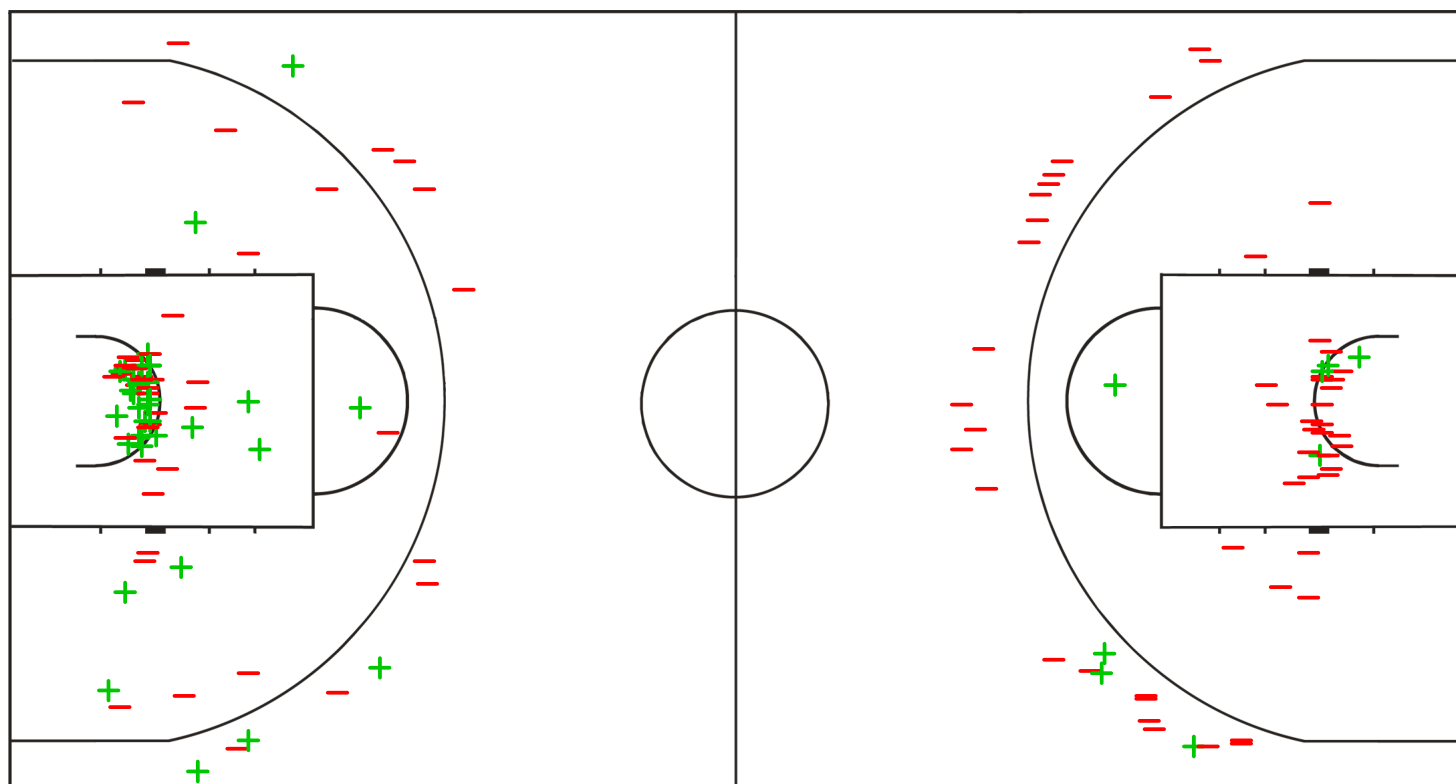
SWE 95 vs 21 MGL
(25 - 0, 21 - 9, 26 - 6, 23 - 6)

Scoring by 5 min intervals:

	Q1		Q2		Q3		Q4	
SWE	11	25	35	46	56	72	84	95
MGL	0	0	5	9	11	15	18	21

SWE - Sweden

MGL - Mongolia



LEGEND

+ Shot Made

- Shot Missed

Timing and Results provided by TISSOT



Game No: 10

Shot Chart
Схема бросков

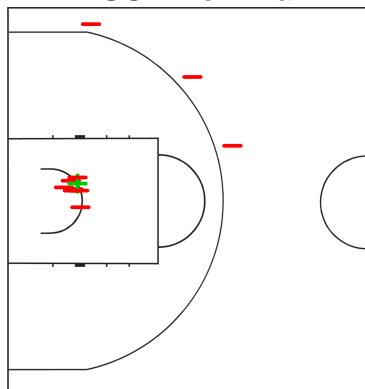
SWE 95 vs 21 MGL
(25 - 0, 21 - 9, 26 - 6, 23 - 6)

Scoring by 5 min intervals:

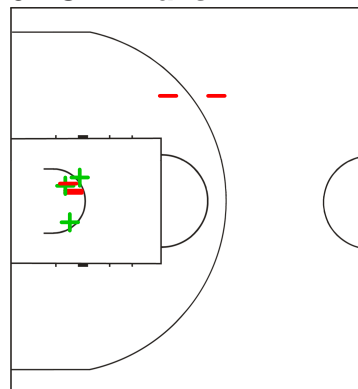
	Q1		Q2		Q3		Q4	
SWE	11	25	35	46	56	72	84	95
MGL	0	0	5	9	11	15	18	21

SWE - Sweden

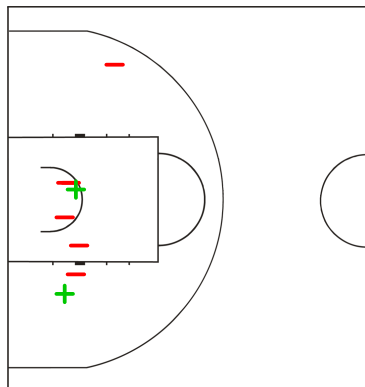
4 HANSON Pernilla



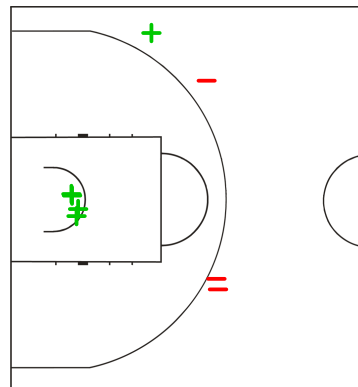
5 LOYD Kalis



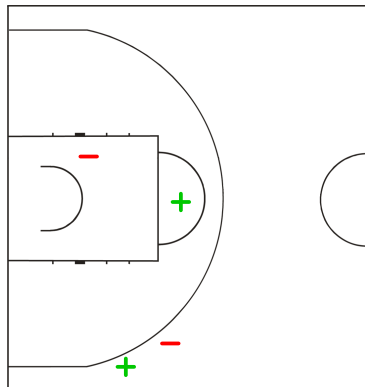
6 LOOB Josefine



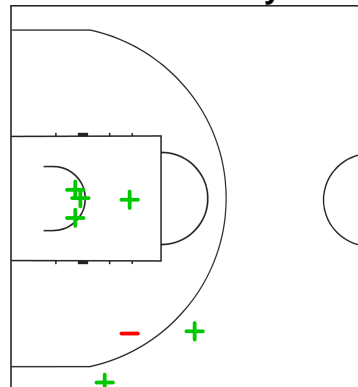
7 DRAMMEH Binta



8 NYBOM Kristina



9 GULTEKIN Maryam



LEGEND

+ Shot Made

-

Shot Missed

Timing and Results provided by TISSOT



Game No: 10

Shot Chart
Схема бросков

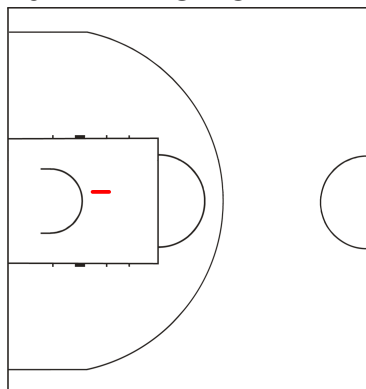
SWE 95 vs 21 MGL
(25 - 0, 21 - 9, 26 - 6, 23 - 6)

Scoring by 5 min intervals:

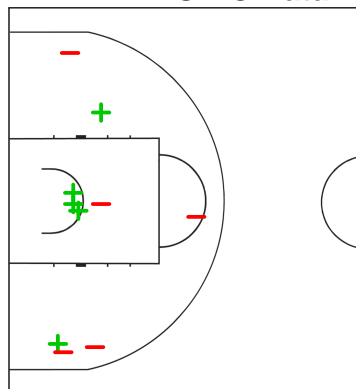
	Q1		Q2		Q3		Q4	
SWE	11	25	35	46	56	72	84	95
MGL	0	0	5	9	11	15	18	21

SWE - Sweden

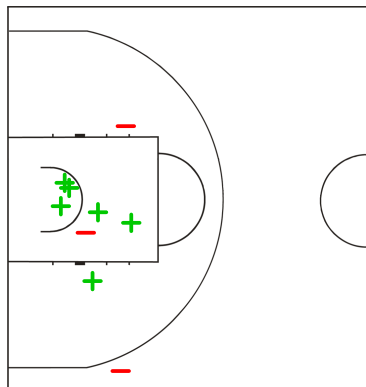
10 HAMILTON CARTER Danielle



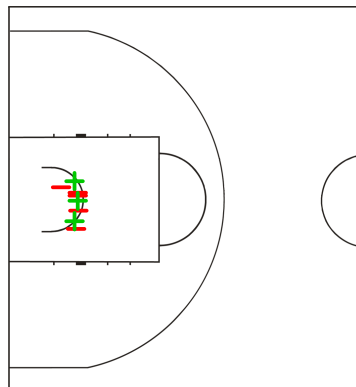
12 MILENKOVIC Katarina



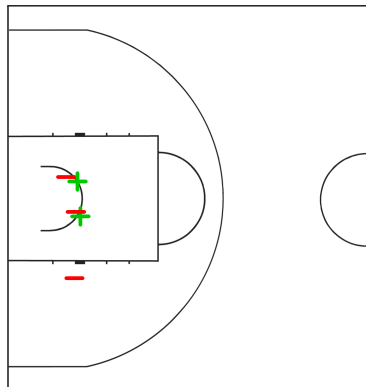
13 KABENGANO Salome



14 AHLIN Tilde



15 ANGEL Louise



LEGEND

+ Shot Made

- Shot Missed

Timing and Results provided by **TISSOT**



Game No: 10

Shot Chart
Схема бросков

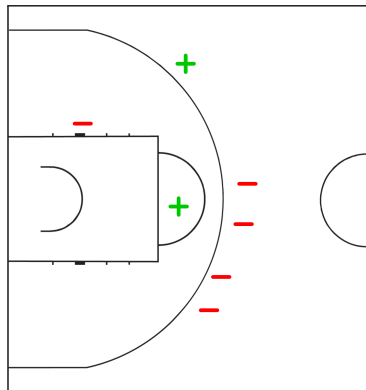
SWE 95 vs 21 MGL
(25 - 0, 21 - 9, 26 - 6, 23 - 6)

Scoring by 5 min intervals:

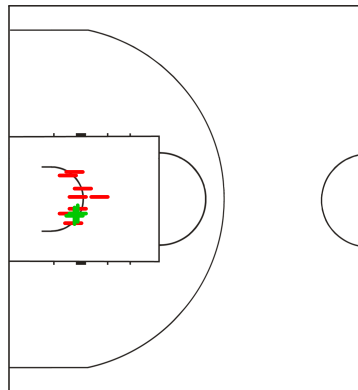
	Q1		Q2		Q3		Q4	
SWE	11	25	35	46	56	72	84	95
MGL	0	0	5	9	11	15	18	21

MGL - Mongolia

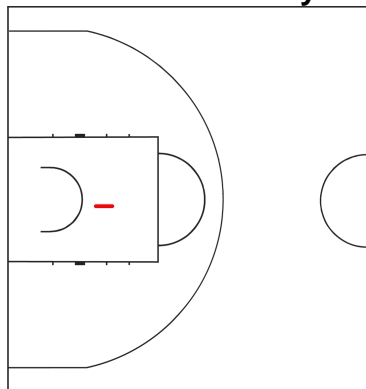
4 ENKHTAIVAN Chimeddolgor



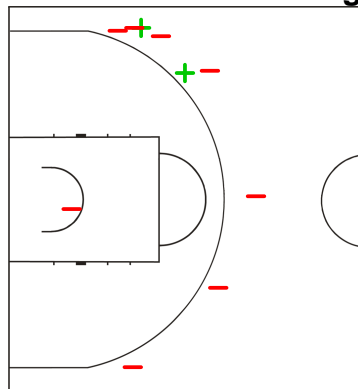
5 BAATAR Bolor-Erdene



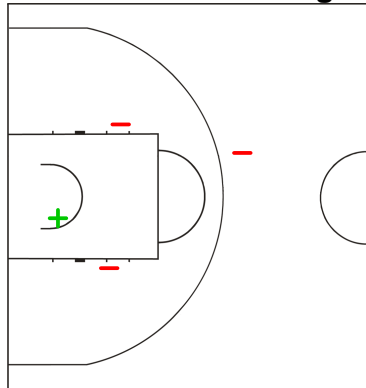
6 GANTULGA Zolzaya



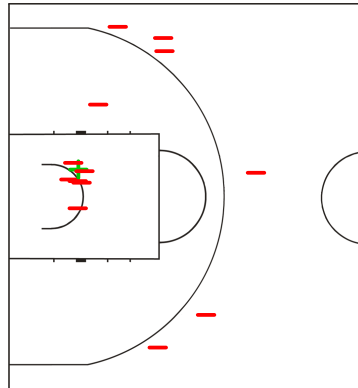
7 ICHINKHORLOO Dolgor



8 DUGARSUREN Jargalan



10 BAYASGALAN Solongo



LEGEND

+ Shot Made

-

Shot Missed

Timing and Results provided by TISSOT



Game No: 10

Shot Chart
Схема бросков

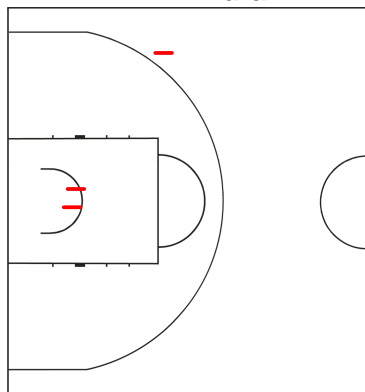
SWE 95 vs 21 MGL
(25 - 0, 21 - 9, 26 - 6, 23 - 6)

Scoring by 5 min intervals:

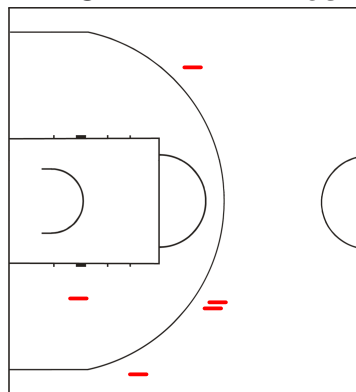
	Q1		Q2		Q3		Q4	
SWE	11	25	35	46	56	72	84	95
MGL	0	0	5	9	11	15	18	21

MGL - Mongolia

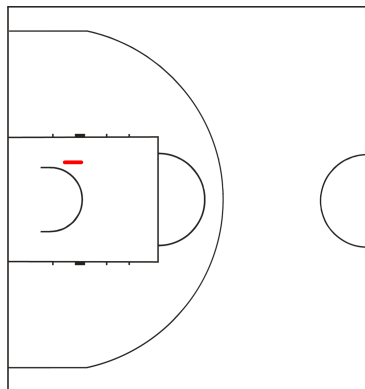
11 ALIMAA Khulan



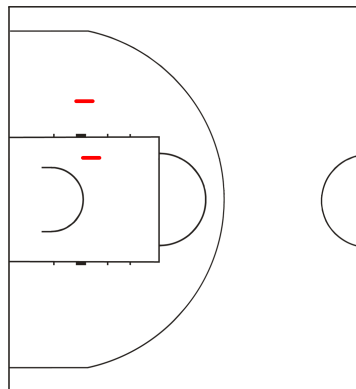
12 BORBAATAR Khos-Erdene



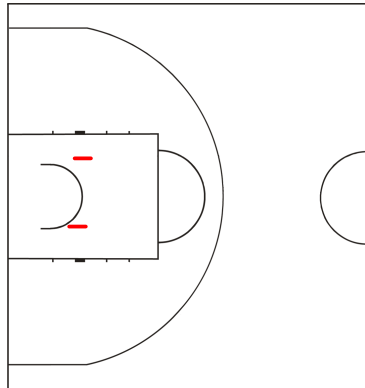
13 ZORIGT Tsolmon



14 ULAANKHUU Enerel



15 CHULUUNTSETSEG Soyolmaa



LEGEND

+ Shot Made

-

Shot Missed

Timing and Results provided by TISSOT



Game No: 10

Lineup Analysis

Анализ

SWE 95 vs 21 MGL

SWE

Lineup efficiency

4 HANSON P	9 GULTEKIN M	12 MILENKOVIC K	13 KABENGANO S	14 AHLIN T	5:58
4 HANSON P	7 DRAMMEH B	8 NYBOM K	13 KABENGANO S	14 AHLIN T	4:26
6 LOOB J	8 NYBOM K	9 GULTEKIN M	12 MILENKOVIC K	15 ANGEL L	3:39
5 LOYD K	7 DRAMMEH B	10 HAMILTON CARTER D	11 STALVANT M	13 KABENGANO S	3:11
5 LOYD K	6 LOOB J	8 NYBOM K	12 MILENKOVIC K	15 ANGEL L	3:00
5 LOYD K	6 LOOB J	8 NYBOM K	9 GULTEKIN M	15 ANGEL L	2:39
4 HANSON P	6 LOOB J	8 NYBOM K	12 MILENKOVIC K	14 AHLIN T	2:28
4 HANSON P	6 LOOB J	9 GULTEKIN M	11 STALVANT M	12 MILENKOVIC K	2:15
4 HANSON P	6 LOOB J	8 NYBOM K	9 GULTEKIN M	14 AHLIN T	1:42
4 HANSON P	9 GULTEKIN M	11 STALVANT M	12 MILENKOVIC K	14 AHLIN T	1:32
5 LOYD K	8 NYBOM K	13 KABENGANO S	14 AHLIN T	15 ANGEL L	1:30
4 HANSON P	6 LOOB J	8 NYBOM K	9 GULTEKIN M	12 MILENKOVIC K	1:25
5 LOYD K	7 DRAMMEH B	11 STALVANT M	13 KABENGANO S	14 AHLIN T	1:16
4 HANSON P	6 LOOB J	9 GULTEKIN M	13 KABENGANO S	14 AHLIN T	1:11
6 LOOB J	9 GULTEKIN M	12 MILENKOVIC K	13 KABENGANO S	15 ANGEL L	1:02
4 HANSON P	7 DRAMMEH B	9 GULTEKIN M	12 MILENKOVIC K	14 AHLIN T	1:00
4 HANSON P	8 NYBOM K	9 GULTEKIN M	12 MILENKOVIC K	15 ANGEL L	1:00
4 HANSON P	7 DRAMMEH B	9 GULTEKIN M	13 KABENGANO S	14 AHLIN T	0:46

Score development

4 HANSON P	9 GULTEKIN M	12 MILENKOVIC K	13 KABENGANO S	14 AHLIN T	5:58	+10
5 LOYD K	6 LOOB J	8 NYBOM K	12 MILENKOVIC K	15 ANGEL L	3:00	+9
5 LOYD K	7 DRAMMEH B	10 HAMILTON CARTER D	11 STALVANT M	13 KABENGANO S	3:11	+9
4 HANSON P	6 LOOB J	9 GULTEKIN M	11 STALVANT M	12 MILENKOVIC K	2:15	+8
4 HANSON P	6 LOOB J	8 NYBOM K	12 MILENKOVIC K	14 AHLIN T	2:28	+8
6 LOOB J	8 NYBOM K	9 GULTEKIN M	12 MILENKOVIC K	15 ANGEL L	3:39	+6
4 HANSON P	7 DRAMMEH B	8 NYBOM K	13 KABENGANO S	14 AHLIN T	4:26	+5
4 HANSON P	7 DRAMMEH B	9 GULTEKIN M	12 MILENKOVIC K	14 AHLIN T	1:00	+4
5 LOYD K	6 LOOB J	8 NYBOM K	9 GULTEKIN M	15 ANGEL L	2:39	+4
4 HANSON P	7 DRAMMEH B	9 GULTEKIN M	13 KABENGANO S	14 AHLIN T	0:46	+2
4 HANSON P	8 NYBOM K	9 GULTEKIN M	12 MILENKOVIC K	15 ANGEL L	1:00	+2
4 HANSON P	6 LOOB J	8 NYBOM K	9 GULTEKIN M	12 MILENKOVIC K	1:25	+2
4 HANSON P	9 GULTEKIN M	11 STALVANT M	12 MILENKOVIC K	14 AHLIN T	1:32	+2
4 HANSON P	6 LOOB J	8 NYBOM K	9 GULTEKIN M	14 AHLIN T	1:42	+2
5 LOYD K	8 NYBOM K	13 KABENGANO S	14 AHLIN T	15 ANGEL L	1:30	+1
6 LOOB J	9 GULTEKIN M	12 MILENKOVIC K	13 KABENGANO S	15 ANGEL L	1:02	0
4 HANSON P	6 LOOB J	9 GULTEKIN M	13 KABENGANO S	14 AHLIN T	1:11	-1
5 LOYD K	7 DRAMMEH B	11 STALVANT M	13 KABENGANO S	14 AHLIN T	1:16	0



Game No: 10

Lineup Analysis

Анализ

MGL

Lineup efficiency


5	BAATAR B	7	ICHINKHORLOO D	8	DUGARSUREN J	10	BAYASGALAN S	13	ZORIGT T	8:09
4	ENKHTAIVAN C	5	BAATAR B	10	BAYASGALAN S	13	ZORIGT T	15	CHULUUNTSETSEG S	7:32
4	ENKHTAIVAN C	5	BAATAR B	7	ICHINKHORLOO D	8	DUGARSUREN J	10	BAYASGALAN S	6:39
6	GANTULGA Z	7	ICHINKHORLOO D	11	ALIMAA K	12	BORBAATAR K	14	ULAANKHUU E	6:30
5	BAATAR B	7	ICHINKHORLOO D	8	DUGARSUREN J	10	BAYASGALAN S	12	BORBAATAR K	5:06
5	BAATAR B	9	JARGALSAIKHAN N	12	BORBAATAR K	14	ULAANKHUU E	15	CHULUUNTSETSEG S	2:08
4	ENKHTAIVAN C	5	BAATAR B	7	ICHINKHORLOO D	10	BAYASGALAN S	15	CHULUUNTSETSEG S	2:05
5	BAATAR B	8	DUGARSUREN J	10	BAYASGALAN S	12	BORBAATAR K	13	ZORIGT T	1:51

Score development

5	BAATAR B	8	DUGARSUREN J	10	BAYASGALAN S	12	BORBAATAR K	13	ZORIGT T	1:51	-3
5	BAATAR B	9	JARGALSAIKHAN N	12	BORBAATAR K	14	ULAANKHUU E	15	CHULUUNTSETSEG S	2:08	-8
4	ENKHTAIVAN C	5	BAATAR B	7	ICHINKHORLOO D	10	BAYASGALAN S	15	CHULUUNTSETSEG S	2:05	-9
5	BAATAR B	7	ICHINKHORLOO D	8	DUGARSUREN J	10	BAYASGALAN S	12	BORBAATAR K	5:06	-9
5	BAATAR B	7	ICHINKHORLOO D	8	DUGARSUREN J	10	BAYASGALAN S	13	ZORIGT T	8:09	-9
6	GANTULGA Z	7	ICHINKHORLOO D	11	ALIMAA K	12	BORBAATAR K	14	ULAANKHUU E	6:30	-10
4	ENKHTAIVAN C	5	BAATAR B	7	ICHINKHORLOO D	8	DUGARSUREN J	10	BAYASGALAN S	6:39	-10
4	ENKHTAIVAN C	5	BAATAR B	10	BAYASGALAN S	13	ZORIGT T	15	CHULUUNTSETSEG S	7:32	-16

LEGEND

+ Shot Made - Shot Missed

Timing and Results provided by  TISSOT



Game No: 17

Start List

Стартовый список

RUS vs SWE

Referee: CROSS Gina (USA)

Umpire: SAREKOSKI Yrjo Johannes (FIN) / PAULIK Robert (CZE)

RUS - Russian Fed.

No.	Name	Pos	Height m / ft in	Age	Current Games Statistics						
					PPG	FG%	3FG%	FT%	RPG	APG	MPG (GP)
4	GRIGORYEVA Tatiana	G	1.78/5'10"	23	12.5	69	50	71	3.0	2.5	17:38 (2)
5	FEDORENKOVA Ekaterina	G	1.78/5'10"	19	2.0	17	0		1.0	4.5	20:27 (2)
6	MAYOROVA Nadezda	G	1.78/5'10"	24	6.5	38	38		2.5	2.0	21:34 (2)
7	LOGUNOVA Anastasia	C	1.92/6'4"	22	11.0	63		67	4.5	1.5	18:35 (2)
8	ABRIKOSOVA Tatiana	G	1.79/5'10"	24	8.0	60	50	100	3.5	2.0	18:09 (2)
9	FINOGENTOVA Evgeniia	G	1.74/5'9"	22	5.0	33	0	100	1.0	2.0	16:44 (2)
10	SHILOVA Anastasiya	F	1.86/6'1"	22	8.5	53	25		2.5	2.5	14:34 (2)
11	VIERU Natalia	C	2.00/6'7"	23	6.0	44		33	7.0	2.0	18:07 (2)
12	DOROSHEVA Veronika	F	1.90/6'3"	22	12.5	50	60	100	6.0	0.0	15:45 (2)
13	PASKALENKO Liubov	C	2.03/6'8"	22	14.5	73	100	75	10.0	2.5	19:58 (2)
14	LOGINOVA Anastasia	F	1.90/6'3"	22	15.0	75	67	50	4.0	3.0	21:47 (1)
15	GRISHAEVA Nadezhda	F	1.95/6'5"	24	9.0	38		60	3.0	2.0	15:05 (1)
Team			1.87/6'2"	22.4	98.5	52	41	69	51.0	24.0	
Coach		SOKOLOVSKIY Boris									
Assistant Coach		SHUVAGIN Dmitry									

RUS Played		
PR	MGL	123 - 23
PR	POL	74 - 37
PR	SWE	10 JUL


SWE - Sweden

No.	Name	Pos	Height m / ft in	Age	Current Games Statistics						
					PPG	FG%	3FG%	FT%	RPG	APG	MPG (GP)
4	HANSON Pernilla	F	1.81/5'11"	22	1.5	7	0	50	7.5	2.0	19:33 (2)
5	LOYD Kalis	F	1.84/6'0"	24	7.5	36	0	63	6.5	0.5	18:56 (2)
6	LOOB Josefine	F	1.84/6'0"	22	4.0	40			2.5	2.0	14:12 (2)
7	DRAMMEH Binta	G	1.80/5'11"	21	22.0	60	40	83	6.5	0.5	21:18 (2)
8	NYBOM Kristina	G	1.72/5'8"	23	3.5	29	33	50	2.5	1.0	14:56 (2)
9	GULTEKIN Maryam	G	1.68/5'6"	22	9.0	88	100	100	2.5	3.5	18:24 (2)
10	HAMILTON CARTER Danielle	C	1.91/6'3"	23	3.0	43			2.5	0.0	13:08 (2)
11	STALVANT Martina	G	1.76/5'9"	24	9.0	45	20	88	0.5	1.5	19:25 (2)
12	MILENKOVIC Katarina	F	1.82/6'0"	22	8.5	46	0	83	4.0	0.5	15:30 (2)
13	KABENGANO Salome	G	1.78/5'10"	21	7.0	54	0	0	4.0	1.5	16:58 (2)
14	AHLIN Tilde	F	1.87/6'2"	22	4.0	33	0		3.5	2.5	19:05 (2)
15	ANGEL Louise	C	1.88/6'2"	22	3.0	40		100	3.0	1.5	8:32 (2)
Team			1.81/5'11"	22.3	82.0	44	29	72	49.5	17.0	
Coach		LEMAN David									
Assistant Coach		BOULDWIN Hanna									

SWE Played		
PR	POL	69 - 48
PR	MGL	95 - 21
PR	RUS	10 JUL

LEGEND

(1) Point Guard	(2) Shooting Guard	(3) Small Forward	(4) Power Forward	(5) Centre
(C) Captain	3FG% 3 Points Field Goals %	APG Assists per Game	C Centre	F Forward
FG% Field Goals %	FT% Free Throws %	G Guard	GP Games Played	MPG Minutes Played per Game
Pos Playing Position	PPG Points per Game	PR Preliminary Round	RPG Rebounds per Game	

Timing and Results provided by  TISSOT



Game No: 17

Results
Результаты

Match Duration: 1:50

RUS 74 vs 68 SWE
(18:13, 15:20, 19:22, 22:13)

Referee: CROSS Gina (USA) Commissioner:
Umpire: SAREKOSKI Yrjo Johannes (FIN) / PAULIK Robert (CZE)

		Q1		Q2		Q3		Q4	
Scoring by 5 min intervals:	RUS	10	18	26	33	44	52	63	74
	SWE	9	13	23	33	41	55	58	68

RUS - Russian Fed.

No.	Name	MIN	Field Goals		2 Points		3 Points		Free Throws		Rebounds			AS	TO	ST	BS	PF	FD	PTS
			M/A	%	M/A	%	M/A	%	M/A	%	OR	DR	TOT							
4	GRIGORYEVA Tatiana	17:40	6/12	50	6/11	55	0/1	0	1/2	50	1	2	3	3	2	2	0	2	2	13
5	FEDORENKOVA Ekaterina	6:30	0/0	0	0/0	0	0/0	0	0/0	0	0	0	0	1	2	0	0	0	0	0
6	MAYOROVA Nadezda	32:40	2/3	67	1/2	50	1/1	100	1/2	50	0	5	5	0	1	1	0	2	2	6
*7	LOGUNOVA Anastasia	32:02	6/10	60	6/10	60	0/0	0	2/2	100	0	4	4	1	3	0	1	4	3	14
*8	ABRIKOSOVA Tatiana	13:28	1/2	50	1/1	100	0/1	0	0/0	0	0	1	1	1	1	1	0	3	0	2
*9	FINOGENTOVA Evgeniia	13:50	3/6	50	2/3	67	1/3	33	0/0	0	1	0	1	1	2	0	0	2	1	7
*10	SHILOVA Anastasiya	28:19	6/11	55	3/7	43	3/4	75	1/3	33	0	3	3	2	2	0	0	1	3	16
*11	VIERU Natalia	27:11	3/7	43	3/7	43	0/0	0	3/6	50	6	4	10	1	1	0	5	0	6	9
12	DOROSHEVA Veronika	13:42	2/3	67	2/2	100	0/1	0	0/2	0	0	2	2	0	1	0	0	2	2	4
13	PASKALENKO Liubov	5:49	0/1	0	0/1	0	0/0	0	0/0	0	0	3	3	0	0	0	0	1	0	0
14	LOGINOVA Anastasia	0:00	0/0	0	0/0	0	0/0	0	0/0	0	0	0	0	0	0	0	0	0	0	0
15	GRISHAEVA Nadezhda	8:49	1/4	25	1/4	25	0/0	0	1/2	50	1	3	4	0	0	0	2	1	2	3
Team / Coach												2	3	5		1				
Totals			30/59	51	25/48	52	5/11	45	9/19	47	11	30	41	10	16	4	8	18	21	74
Coach		SOKOLOVSKIY Boris																		
Assistant Coach		SHUVAGIN Dmitry																		

SWE - Sweden

No.	Name	MIN	Field Goals		2 Points		3 Points		Free Throws		Rebounds			AS	TO	ST	BS	PF	FD	PTS
			M/A	%	M/A	%	M/A	%	M/A	%	OR	DR	TOT							
4	HANSON Pernilla	11:27	0/0	0	0/0	0	0/0	0	0/0	0	1	2	3	2	0	1	0	3	0	0
*5	LOYD Kais	32:42	5/13	38	1/6	17	4/7	57	1/2	50	0	5	5	1	1	0	1	4	2	15
6	LOOB Josefine	0:00	0/0	0	0/0	0	0/0	0	0/0	0	0	0	0	0	0	0	0	0	0	0
*7	DRAMMEH Binta	35:50	4/15	27	3/10	30	1/5	20	6/7	86	2	4	6	0	0	3	1	3	5	15
8	NYBOM Kristina	0:00	0/0	0	0/0	0	0/0	0	0/0	0	0	0	0	0	0	0	0	0	0	0
9	GULTEKIN Maryam	22:46	2/7	29	1/4	25	1/3	33	2/2	100	0	0	0	2	3	0	0	0	1	7
*10	HAMILTON CARTER Danielle	33:19	5/11	45	5/11	45	0/0	0	5/8	63	3	6	9	0	1	1	1	4	6	15
*11	STALVANT Martina	29:51	3/6	50	2/3	67	1/3	33	0/0	0	0	0	0	2	1	0	0	4	2	7
12	MILENKOVIC Katarina	0:00	0/0	0	0/0	0	0/0	0	0/0	0	0	0	0	0	0	0	0	0	0	0
*13	KABENGANO Salome	20:26	2/5	40	2/5	40	0/0	0	1/2	50	2	1	3	1	2	1	0	2	2	5
14	AHLIN Tilde	13:39	2/8	25	2/8	25	0/0	0	0/0	0	1	0	1	0	1	0	0	1	0	4
15	ANGEL Louise	0:00	0/0	0	0/0	0	0/0	0	0/0	0	0	0	0	0	0	0	0	0	0	0
Team / Coach											3	5	8		2					
Totals			23/65	35	16/47	34	7/18	39	15/21	71	12	23	35	8	11	6	3	21	18	68
Coach		LEMAN David																		
Assistant Coach		BOULDWIN Hanna																		

	RUS	SWE
Points from Turnovers	7	11
Points in the Paint	42	20
Second Chance Points	11	10
Fast Break Points	12	6

	RUS	SWE
Biggest Lead	8	3
Biggest Scoring Run	8-0 (8-0)	8-0 (47-49)
Lead Changes	20	
Times Tied	9	

LEGEND			
%	Shooting Percentage	(C)	Captain
BS	Blocked Shots	DR	Defensive Rebounds
OR	Offensive Rebounds	OTx	Overtime
S	Suspended	ST	Steals
(I)	Injured	FD	Fouls Drawn
*	Starters	PF	Fouls
M/A	Made / Attempts	TO	Turnovers
PTS	Points	AS	Assists
TOT	Total Rebounds	MIN	Minutes Played
		Qx	Quarter Time

Timing and Results provided by TISSOT



Game No: 17

Shot Chart
Схема бросков

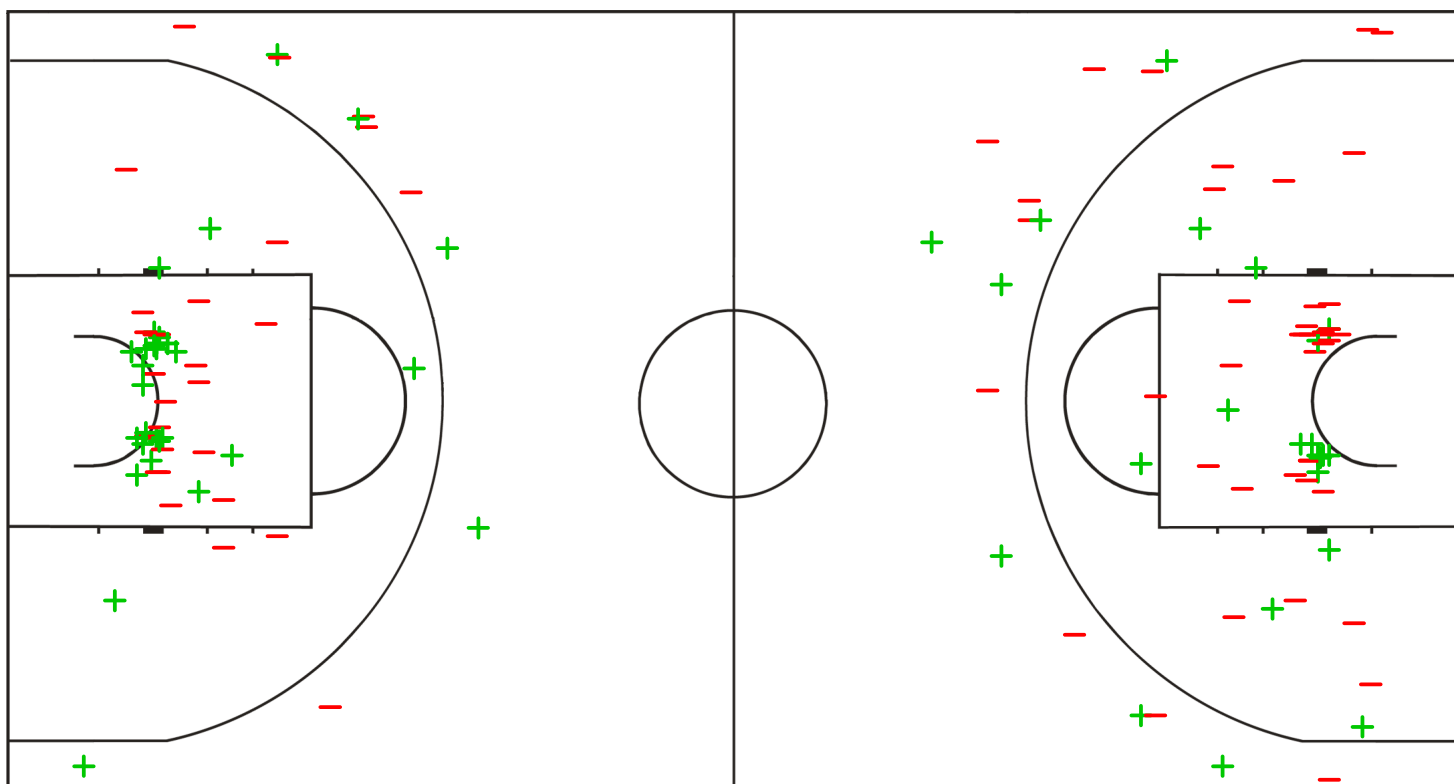
RUS 74 vs 68 SWE
(18 - 13, 15 - 20, 19 - 22, 22 - 13)

Scoring by 5 min intervals:

	Q1		Q2		Q3		Q4	
RUS	10	18	26	33	44	52	63	74
SWE	9	13	23	33	41	55	58	68

RUS - Russian Fed.

SWE - Sweden



LEGEND

+ Shot Made

- Shot Missed

Timing and Results provided by **TISSOT**



Game No: 17

Shot Chart
Схема бросков

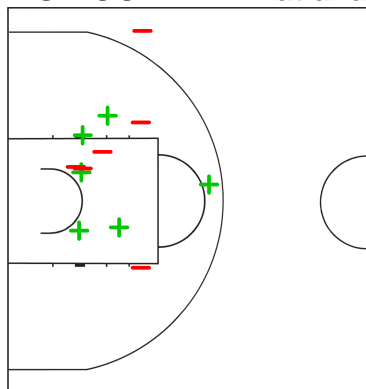
RUS 74 vs 68 SWE
(18 - 13, 15 - 20, 19 - 22, 22 - 13)

Scoring by 5 min intervals:

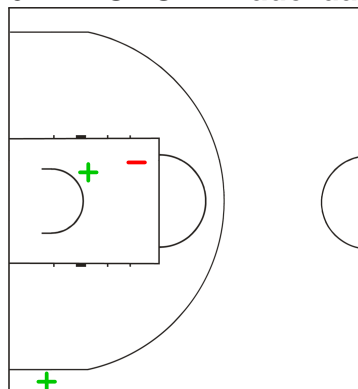
	Q1		Q2		Q3		Q4	
RUS	10	18	26	33	44	52	63	74
SWE	9	13	23	33	41	55	58	68

RUS - Russian Fed.

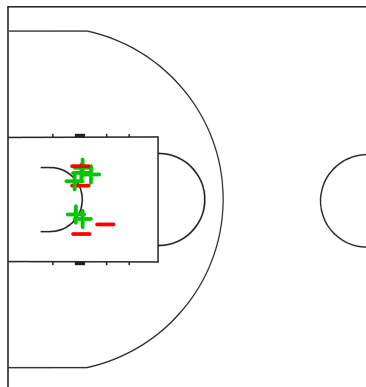
4 GRIGORYEVA Tatiana



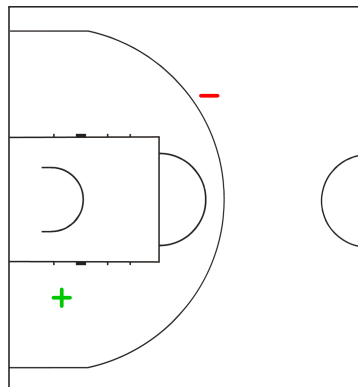
6 MAYOROVA Nadezda



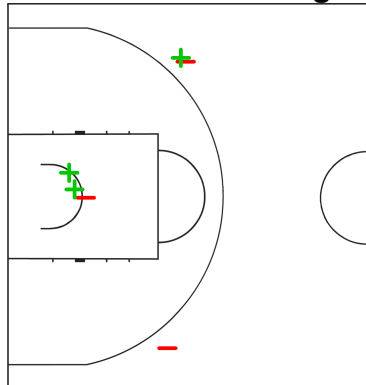
7 LOGUNOVA Anastasia



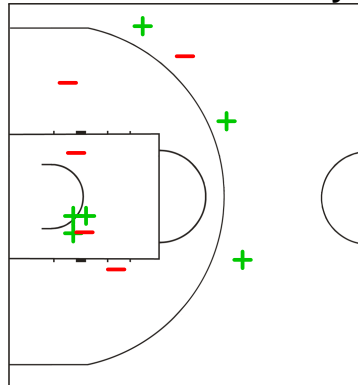
8 ABRIKOSOVA Tatiana



9 FINOGENTOVA Evgeniia



10 SHILOVA Anastasiya



LEGEND

+ Shot Made

-

Shot Missed

Timing and Results provided by **TISSOT**



Game No: 17

Shot Chart
Схема бросков

RUS 74 vs 68 SWE

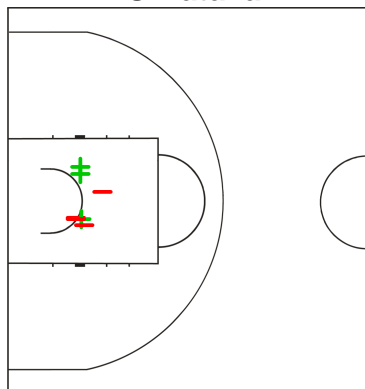
(18 - 13, 15 - 20, 19 - 22, 22 - 13)

Scoring by 5 min intervals:

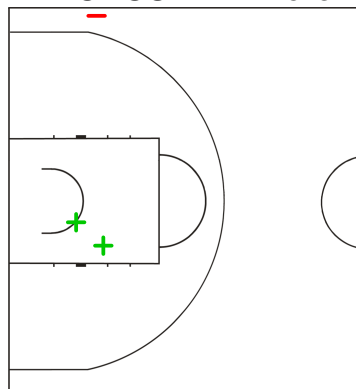
	Q1		Q2		Q3		Q4	
RUS	10	18	26	33	44	52	63	74
SWE	9	13	23	33	41	55	58	68

RUS - Russian Fed.

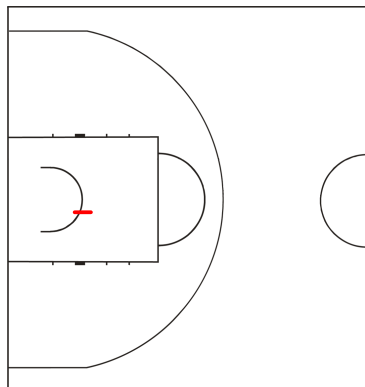
11 VIERU Natalia



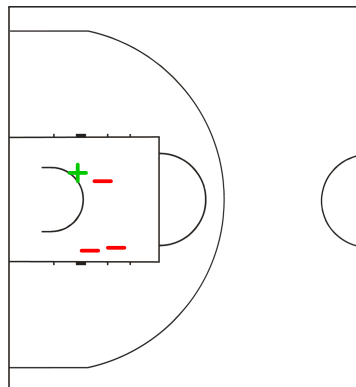
12 DOROSHEVA Veronika



13 PASKALENKO Liubov



15 GRISHAEVA Nadezhda



LEGEND

+ Shot Made

- Shot Missed

Timing and Results provided by TISSOT



Game No: 17

Shot Chart
Схема бросков

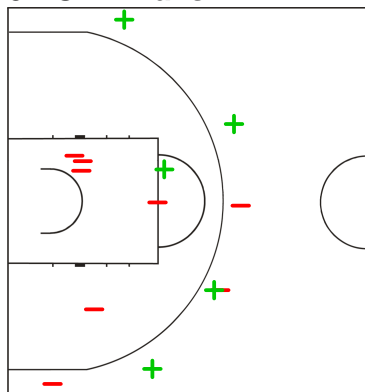
RUS 74 vs 68 SWE
(18 - 13, 15 - 20, 19 - 22, 22 - 13)

Scoring by 5 min intervals:

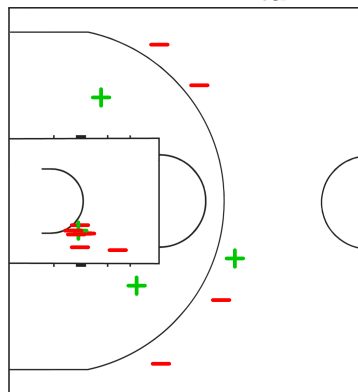
	Q1		Q2		Q3		Q4	
RUS	10	18	26	33	44	52	63	74
SWE	9	13	23	33	41	55	58	68

SWE - Sweden

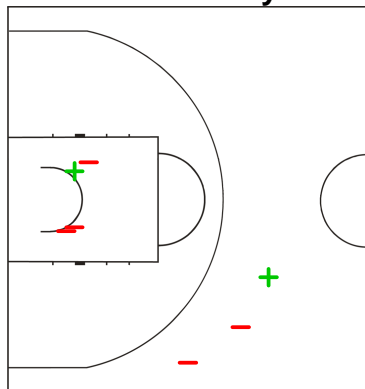
5 LOYD Kalis



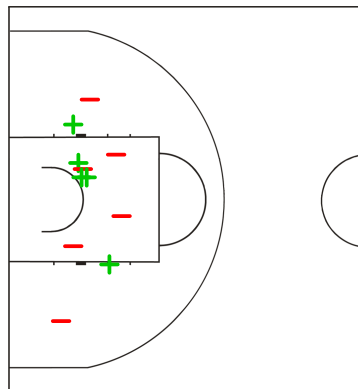
7 DRAMMEH Binta



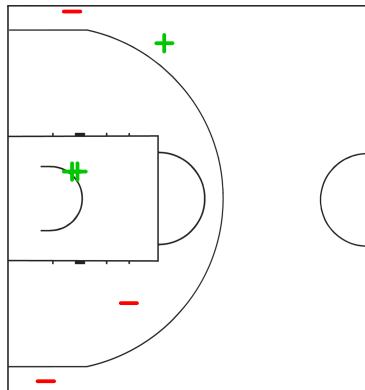
9 GULTEKIN Maryam



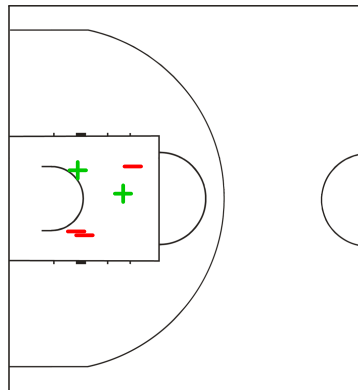
10 HAMILTON CARTER Danielle



11 STALVANT Martina



13 KABENGANO Salome



LEGEND

+ Shot Made

-

Shot Missed



Game No: 17

Shot Chart

Схема бросков

RUS 74 vs 68 SWE

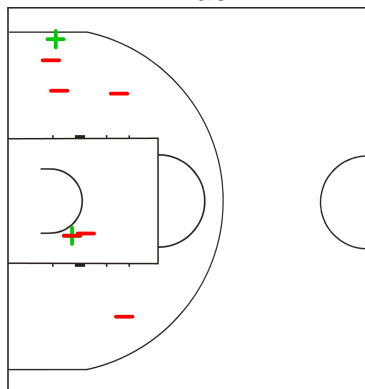
(18 - 13, 15 - 20, 19 - 22, 22 - 13)

Scoring by 5 min intervals:

	Q1		Q2		Q3		Q4	
RUS	10	18	26	33	44	52	63	74
SWE	9	13	23	33	41	55	58	68

SWE - Sweden

14 AHLIN Tilde



LEGEND

+ Shot Made

- Shot Missed

Timing and Results provided by **TISSOT**



Game No: 17

Lineup Analysis

Анализ

RUS 74 vs 68 SWE

RUS

Lineup efficiency

4	GRIGORYEVA T	6	MAYOROVA N	7	LOGUNOVA A	10	SHILOVA A	11	VIERU N	8:14
7	LOGUNOVA A	8	ABRIKOSOVA T	9	FINOGENTOVA E	10	SHILOVA A	11	VIERU N	3:46
6	MAYOROVA N	7	LOGUNOVA A	9	FINOGENTOVA E	10	SHILOVA A	13	PASKALENKO L	3:26
6	MAYOROVA N	7	LOGUNOVA A	9	FINOGENTOVA E	12	DOROSHEVA V	13	PASKALENKO L	2:23
6	MAYOROVA N	7	LOGUNOVA A	9	FINOGENTOVA E	11	VIERU N	12	DOROSHEVA V	2:11
5	FEDORENKOVA E	6	MAYOROVA N	10	SHILOVA A	11	VIERU N	12	DOROSHEVA V	2:07
6	MAYOROVA N	7	LOGUNOVA A	9	FINOGENTOVA E	10	SHILOVA A	15	GRISHAEVA N	2:04
4	GRIGORYEVA T	5	FEDORENKOVA E	7	LOGUNOVA A	8	ABRIKOSOVA T	11	VIERU N	2:02
6	MAYOROVA N	8	ABRIKOSOVA T	10	SHILOVA A	11	VIERU N	12	DOROSHEVA V	1:52
4	GRIGORYEVA T	6	MAYOROVA N	7	LOGUNOVA A	10	SHILOVA A	15	GRISHAEVA N	1:36
4	GRIGORYEVA T	6	MAYOROVA N	10	SHILOVA A	12	DOROSHEVA V	15	GRISHAEVA N	1:29
6	MAYOROVA N	7	LOGUNOVA A	8	ABRIKOSOVA T	11	VIERU N	12	DOROSHEVA V	1:17
5	FEDORENKOVA E	6	MAYOROVA N	7	LOGUNOVA A	10	SHILOVA A	11	VIERU N	1:09
5	FEDORENKOVA E	6	MAYOROVA N	7	LOGUNOVA A	10	SHILOVA A	15	GRISHAEVA N	1:04
4	GRIGORYEVA T	6	MAYOROVA N	8	ABRIKOSOVA T	11	VIERU N	15	GRISHAEVA N	0:56
6	MAYOROVA N	8	ABRIKOSOVA T	11	VIERU N	12	DOROSHEVA V	15	GRISHAEVA N	0:53
4	GRIGORYEVA T	6	MAYOROVA N	7	LOGUNOVA A	11	VIERU N	12	DOROSHEVA V	0:49
4	GRIGORYEVA T	7	LOGUNOVA A	8	ABRIKOSOVA T	10	SHILOVA A	11	VIERU N	0:45
4	GRIGORYEVA T	6	MAYOROVA N	8	ABRIKOSOVA T	11	VIERU N	12	DOROSHEVA V	0:41
4	GRIGORYEVA T	7	LOGUNOVA A	8	ABRIKOSOVA T	10	SHILOVA A	15	GRISHAEVA N	0:39
4	GRIGORYEVA T	6	MAYOROVA N	7	LOGUNOVA A	8	ABRIKOSOVA T	11	VIERU N	0:29
5	FEDORENKOVA E	7	LOGUNOVA A	8	ABRIKOSOVA T	10	SHILOVA A	15	GRISHAEVA N	0:08

Score development

4	GRIGORYEVA T	6	MAYOROVA N	7	LOGUNOVA A	10	SHILOVA A	11	VIERU N	8:14	+12
6	MAYOROVA N	7	LOGUNOVA A	9	FINOGENTOVA E	10	SHILOVA A	13	PASKALENKO L	3:26	+4
4	GRIGORYEVA T	7	LOGUNOVA A	8	ABRIKOSOVA T	10	SHILOVA A	15	GRISHAEVA N	0:39	+3
7	LOGUNOVA A	8	ABRIKOSOVA T	9	FINOGENTOVA E	10	SHILOVA A	11	VIERU N	3:46	+3
4	GRIGORYEVA T	6	MAYOROVA N	7	LOGUNOVA A	11	VIERU N	12	DOROSHEVA V	0:49	+2
5	FEDORENKOVA E	6	MAYOROVA N	7	LOGUNOVA A	10	SHILOVA A	15	GRISHAEVA N	1:04	+2
6	MAYOROVA N	7	LOGUNOVA A	8	ABRIKOSOVA T	11	VIERU N	12	DOROSHEVA V	1:17	+2
4	GRIGORYEVA T	6	MAYOROVA N	10	SHILOVA A	12	DOROSHEVA V	15	GRISHAEVA N	1:29	+2
5	FEDORENKOVA E	6	MAYOROVA N	7	LOGUNOVA A	10	SHILOVA A	11	VIERU N	1:09	+1
4	GRIGORYEVA T	6	MAYOROVA N	7	LOGUNOVA A	8	ABRIKOSOVA T	11	VIERU N	0:29	0
4	GRIGORYEVA T	6	MAYOROVA N	8	ABRIKOSOVA T	11	VIERU N	12	DOROSHEVA V	0:41	-1
6	MAYOROVA N	8	ABRIKOSOVA T	11	VIERU N	12	DOROSHEVA V	15	GRISHAEVA N	0:53	-1
4	GRIGORYEVA T	6	MAYOROVA N	8	ABRIKOSOVA T	11	VIERU N	15	GRISHAEVA N	0:56	-1
6	MAYOROVA N	8	ABRIKOSOVA T	10	SHILOVA A	11	VIERU N	12	DOROSHEVA V	1:52	-1
6	MAYOROVA N	7	LOGUNOVA A	9	FINOGENTOVA E	10	SHILOVA A	15	GRISHAEVA N	2:04	-1
6	MAYOROVA N	7	LOGUNOVA A	9	FINOGENTOVA E	12	DOROSHEVA V	13	PASKALENKO L	2:23	0
5	FEDORENKOVA E	7	LOGUNOVA A	8	ABRIKOSOVA T	10	SHILOVA A	15	GRISHAEVA N	0:08	-2
4	GRIGORYEVA T	7	LOGUNOVA A	8	ABRIKOSOVA T	10	SHILOVA A	11	VIERU N	0:45	-2
4	GRIGORYEVA T	5	FEDORENKOVA E	7	LOGUNOVA A	8	ABRIKOSOVA T	11	VIERU N	2:02	-2
4	GRIGORYEVA T	6	MAYOROVA N	7	LOGUNOVA A	10	SHILOVA A	15	GRISHAEVA N	1:36	-3
5	FEDORENKOVA E	6	MAYOROVA N	10	SHILOVA A	11	VIERU N	12	DOROSHEVA V	2:07	-4
6	MAYOROVA N	7	LOGUNOVA A	9	FINOGENTOVA E	11	VIERU N	12	DOROSHEVA V	2:11	-8



Game No: 17

Lineup Analysis

Анализ

SWE

Lineup efficiency


5	LOYD K	7	DRAMMEH B	10	HAMILTON CARTER D	11	STALVANT M	13	KABENGANO S	10:00
5	LOYD K	7	DRAMMEH B	9	GULTEKIN M	10	HAMILTON CARTER D	11	STALVANT M	7:05
7	DRAMMEH B	10	HAMILTON CARTER D	11	STALVANT M	13	KABENGANO S	14	AHLIN T	3:20
4	HANSON P	5	LOYD K	7	DRAMMEH B	9	GULTEKIN M	10	HAMILTON CARTER D	3:05
4	HANSON P	5	LOYD K	7	DRAMMEH B	11	STALVANT M	14	AHLIN T	2:04
4	HANSON P	7	DRAMMEH B	9	GULTEKIN M	10	HAMILTON CARTER D	13	KABENGANO S	2:04
5	LOYD K	7	DRAMMEH B	9	GULTEKIN M	10	HAMILTON CARTER D	13	KABENGANO S	2:00
5	LOYD K	10	HAMILTON CARTER D	11	STALVANT M	13	KABENGANO S	14	AHLIN T	1:50
5	LOYD K	7	DRAMMEH B	9	GULTEKIN M	10	HAMILTON CARTER D	14	AHLIN T	1:48
5	LOYD K	7	DRAMMEH B	9	GULTEKIN M	11	STALVANT M	14	AHLIN T	1:18
5	LOYD K	7	DRAMMEH B	9	GULTEKIN M	13	KABENGANO S	14	AHLIN T	1:12
4	HANSON P	5	LOYD K	9	GULTEKIN M	10	HAMILTON CARTER D	11	STALVANT M	1:12
4	HANSON P	5	LOYD K	9	GULTEKIN M	11	STALVANT M	14	AHLIN T	1:08
4	HANSON P	7	DRAMMEH B	9	GULTEKIN M	11	STALVANT M	14	AHLIN T	0:59
4	HANSON P	7	DRAMMEH B	9	GULTEKIN M	10	HAMILTON CARTER D	11	STALVANT M	0:55

Score development

5	LOYD K	10	HAMILTON CARTER D	11	STALVANT M	13	KABENGANO S	14	AHLIN T	1:50	+6
4	HANSON P	7	DRAMMEH B	9	GULTEKIN M	10	HAMILTON CARTER D	13	KABENGANO S	2:04	+3
4	HANSON P	5	LOYD K	9	GULTEKIN M	11	STALVANT M	14	AHLIN T	1:08	+2
5	LOYD K	7	DRAMMEH B	9	GULTEKIN M	10	HAMILTON CARTER D	13	KABENGANO S	2:00	+2
4	HANSON P	5	LOYD K	7	DRAMMEH B	11	STALVANT M	14	AHLIN T	2:04	+1
4	HANSON P	5	LOYD K	7	DRAMMEH B	9	GULTEKIN M	10	HAMILTON CARTER D	3:05	+1
4	HANSON P	7	DRAMMEH B	9	GULTEKIN M	10	HAMILTON CARTER D	11	STALVANT M	0:55	0
4	HANSON P	7	DRAMMEH B	9	GULTEKIN M	11	STALVANT M	14	AHLIN T	0:59	0
5	LOYD K	7	DRAMMEH B	9	GULTEKIN M	13	KABENGANO S	14	AHLIN T	1:12	-1
5	LOYD K	7	DRAMMEH B	9	GULTEKIN M	10	HAMILTON CARTER D	14	AHLIN T	1:48	0
5	LOYD K	7	DRAMMEH B	9	GULTEKIN M	10	HAMILTON CARTER D	11	STALVANT M	7:05	-1
5	LOYD K	7	DRAMMEH B	9	GULTEKIN M	11	STALVANT M	14	AHLIN T	1:18	-3
4	HANSON P	5	LOYD K	9	GULTEKIN M	10	HAMILTON CARTER D	11	STALVANT M	1:12	-4
7	DRAMMEH B	10	HAMILTON CARTER D	11	STALVANT M	13	KABENGANO S	14	AHLIN T	3:20	-4
5	LOYD K	7	DRAMMEH B	10	HAMILTON CARTER D	11	STALVANT M	13	KABENGANO S	10:00	-8

LEGEND

+ Shot Made - Shot Missed

Timing and Results provided by  TISSOT



Game No: 18

Start List

Стартовый список

POL vs MGL

Referee: MILLS Tim (AUS)

Umpire: DINIZ Karla (BRA) / HILKE Henri (FIN)

POL - Poland

No.	Name	Pos	Height m / ft in	Age	Current Games Statistics						
					PPG	FG%	3FG%	FT%	RPG	APG	MPG (GP)
4	KRZYZANIAK Milena	G	1.64/5'5"	23	3.0	21	0	0	2.5	1.5	23:13 (2)
5	MARKIEWICZ Joanna	F	1.84/6'0"	22	3.0	29	33	50	2.5	0.0	16:44 (2)
6	COSENGUE CASIMIRO Ramona	G	1.70/5'7"	20	4.0	23	0	50	2.0	0.5	19:53 (2)
7	TREBICKA Claudia	G	1.76/5'9"	23	1.0	0	0	100	1.0	0.0	9:14 (2)
8	SNIEZEK Agnieszka	G	1.76/5'9"	21	4.0	40		100	3.5	1.0	20:21 (2)
9	MANKOWSKA Marta	G	1.80/5'11"	22	2.5	29		50	0.5	0.5	12:30 (2)
10	SCHMIDT Roksana	F	1.80/5'11"	20	4.5	30	33	67	1.0	0.0	16:40 (2)
11	SKOWRONEK Barbara	C	1.87/6'2"	22	3.5	25		100	1.5	0.0	12:52 (2)
12	BIENIEK Monika	F	1.81/5'11"	20	0.0	0			1.0	1.0	7:16 (2)
13	SOSNOWSKA Klaudia	F	1.86/6'1"	23	5.0	20	40	100	3.5	3.0	21:45 (2)
14	SZCZEPANIK Agata	C	1.93/6'4"	21	6.5	60	0	50	4.0	0.5	20:17 (2)
15	STELMACH Martyna	C	1.89/6'2"	21	5.5	31	50	100	3.0	0.5	19:12 (2)
Team			1.81/5'11"	21.5	42.5	28	28	71	34.5	8.5	
Coach		ZIEMINSKI Adam									
Assistant Coach		RACZYNSKI Dariusz					BARANSKI Ryszard				

POL Played		
PR	SWE	48 - 69
PR	RUS	37 - 74
PR	MGL	10 JUL


MGL - Mongolia

No.	Name	Pos	Height m / ft in	Age	Current Games Statistics						
					PPG	FG%	3FG%	FT%	RPG	APG	MPG (GP)
4	ENKHTAIVAN Chimeddolgor	G	1.70/5'7"	20	3.5	21	13		3.0	0.5	16:35 (2)
5	BAATAR Bolor-Erdene	C	1.80/5'11"	20	3.0	25		0	4.5	0.0	27:42 (2)
6	GANTULGA Zolzaya	F	1.75/5'9"	23	1.0	33	0		0.0	0.0	5:56 (2)
7	ICHINKHORLOO Dolgor	G	1.68/5'6"	22	3.0	11	12		1.0	0.5	23:22 (2)
8	DUGARSUREN Jargalan	C	1.83/6'0"	22	2.5	20	33	0	4.5	1.0	28:42 (2)
9	JARGALSAIKHAN Nyamsuren	G	1.70/5'7"	22	0.0				0.0	0.0	1:33 (2)
10	BAYASGALAN Solongo	F	1.78/5'10"	23	8.0	12	13	75	3.0	0.5	31:29 (2)
11	ALIMAA Khulan	F	1.65/5'5"	21	0.0	0	0		1.0	0.5	7:50 (2)
12	BORBAATAR Khos-Erdene	G	1.70/5'7"	21	0.0	0	0		1.5	0.0	14:23 (2)
13	ZORIGT Tsolmon	F	1.68/5'6"	23	0.0	0		0	1.5	1.5	21:29 (2)
14	ULAANKHUU Enerel	F	1.80/5'11"	20	0.0	0			2.5	0.5	8:09 (2)
15	CHULUUNTSETSEG Soyolmaa	G	1.78/5'10"	21	1.0	17			3.0	0.0	12:46 (2)
Team			1.74/5'9"	21.5	22.0	15	12	46	31.0	5.0	

MGL Played		
PR	RUS	23 - 123
PR	SWE	21 - 95
PR	POL	10 JUL

LEGEND

(1)	Point Guard	(2)	Shooting Guard	(3)	Small Forward	(4)	Power Forward	(5)	Centre
(C)	Captain	3FG%	3 Points Field Goals %	APG	Assists per Game	C	Centre	F	Forward
FG%	Field Goals %	FT%	Free Throws %	G	Guard	GP	Games Played	MPG	Minutes Played per Game
Pos	Playing Position	PPG	Points per Game	PR	Preliminary Round	RPG	Rebounds per Game		

Timing and Results provided by  TISSOT



Game No: 18

Results
Результаты

Attendance: 300

Match Duration: 1:51

POL 117 vs 44 MGL
(36:8, 18:10, 32:10, 31:16)

Referee: MILLS Tim (AUS)

Commissioner:

Umpire: DINIZ Karla (BRA) / HILKE Henri (FIN)

Scoring by 5 min intervals:	POL	Q1		Q2		Q3		Q4	
		M	A	M	A	M	A	M	A
		18	36	42	54	70	86	99	117
	MGL	1	8	11	18	21	28	32	44

POL - Poland

No.	Name	MIN	Field Goals		2 Points		3 Points		Free Throws		Rebounds			AS	TO	ST	BS	PF	FD	PTS
			M/A	%	M/A	%	M/A	%	M/A	%	OR	DR	TOT							
*4	KRZYZANIAK Milena	18:20	0/1	0	0/1	0	0/0	0	2/2	100	0	6	6	8	1	1	0	2	2	2
*5	MARKIEWICZ Joanna	16:30	4/7	57	4/6	67	0/1	0	4/4	100	2	0	2	3	1	2	0	2	2	12
6	COSENGUE CASIMIRO Ramona	11:32	2/8	25	2/7	29	0/1	0	1/1	100	1	1	2	4	0	4	0	1	1	5
7	TREBICKA Claudia	17:55	4/10	40	4/9	44	0/1	0	3/4	75	2	3	5	4	4	3	0	2	2	11
*8	SNIEZEK Agnieszka	16:47	6/7	86	6/7	86	0/0	0	1/2	50	0	1	1	4	0	3	0	0	2	13
9	MANKOWSKA Marta	23:13	4/9	44	2/5	40	2/4	50	1/4	25	1	1	2	0	2	3	0	2	2	11
10	SCHMIDT Roksana	15:43	3/8	38	2/6	33	1/2	50	8/9	89	3	0	3	2	1	1	0	1	5	15
11	SKOWRONEK Barbara	15:50	2/3	67	2/3	67	0/0	0	5/6	83	2	2	4	0	1	0	0	3	5	9
12	BIENIEK Monika	15:45	0/0	0	0/0	0	0/0	0	1/2	50	0	3	3	2	0	2	2	3	2	1
*13	SOSNOWSKA Klaudia	18:11	5/9	56	5/8	63	0/1	0	0/1	0	0	4	4	2	1	1	0	0	2	10
*14	SZCZEPANIK Agata	11:15	4/6	67	4/6	67	0/0	0	2/3	67	2	2	4	0	2	1	1	3	2	10
15	STELMACH Martyna	18:59	7/8	88	7/8	88	0/0	0	4/6	67	3	5	8	3	1	2	0	1	5	18
Team / Coach											2	9	11		0					
Totals			41/76	54	38/66	58	3/10	30	32/44	73	18	37	55	32	14	23	3	20	32	117

Coach	ZIEMINSKI Adam
Assistant Coach	RACZYNSKI Dariusz BARANSKI Ryszard

MGL - Mongolia

No.	Name	MIN	Field Goals		2 Points		3 Points		Free Throws		Rebounds			AS	TO	ST	BS	PF	FD	PTS
			M/A	%	M/A	%	M/A	%	M/A	%	OR	DR	TOT							
*4	ENKHTAIVAN Chimeddolgor	12:13	1/8	13	0/2	0	1/6	17	0/0	0	0	1	1	0	2	0	0	3	0	3
*5	BAATAR Bolor-Erdene	11:29	0/3	0	0/2	0	0/1	0	0/0	0	2	1	3	0	2	0	0	5	2	0
6	GANTULGA Zolzaya	11:59	2/4	50	1/1	100	1/3	33	1/2	50	0	0	0	0	3	1	0	2	1	6
7	ICHINKHORLOO Dolgor	31:49	4/16	25	1/5	20	3/11	27	0/2	0	2	5	7	2	1	3	0	1	2	11
*8	DUGARSUREN Jargalan	27:32	3/9	33	3/5	60	0/4	0	1/2	50	1	6	7	0	9	2	2	5	2	7
9	JARGALSAIKHAN Nyamsuren	0:00	0/0	0	0/0	0	0/0	0	0/0	0	0	0	0	0	0	0	0	0	0	0
*10	BAYASGALAN Solongo	19:16	1/8	13	0/5	0	1/3	33	0/0	0	0	1	1	0	5	2	1	5	6	3
11	ALIMAA Khulan	11:18	1/2	50	1/1	100	0/1	0	0/0	0	1	0	1	1	3	0	0	0	1	2
12	BORBAATAR Khos-Erdene	19:17	1/6	17	0/0	0	1/6	17	2/4	50	0	3	3	1	5	0	0	3	3	5
*13	ZORIGT Tsolmon	21:04	0/2	0	0/1	0	0/1	0	0/0	0	1	0	1	1	1	0	0	3	0	0
14	ULAANKHUU Enerel	12:28	1/3	33	1/3	33	0/0	0	0/1	0	1	1	2	0	0	0	0	0	1	2
15	CHULUUNTSETSEG Soyolmaa	21:35	1/3	33	1/1	100	0/2	0	3/4	75	5	2	7	1	3	1	1	5	2	5
Team / Coach											4	4	8		1					
Totals			15/64	23	8/26	31	7/38	18	7/15	47	17	24	41	6	35	9	4	32	20	44

	POL	MGL
Points from Turnovers	45	0
Points in the Paint	66	12
Second Chance Points	14	9
Fast Break Points	37	6
Biggest Lead	75	0
Biggest Scoring Run	16-0 (70-18)	3-0 (29-6)
Lead Changes		0
Times Tied		0

LEGEND			
%	Shooting Percentage	(C)	Captain
BS	Blocked Shots	DR	Defensive Rebounds
OR	Offensive Rebounds	OTx	Overtime
S	Suspended	ST	Steals
(I)	Injured	FD	Fouls Drawn
		PF	Fouls
		TO	Turnovers
*	Starters	M/A	Made / Attempts
		PTS	Points
		TOT	Total Rebounds
AS	Assists	MIN	Minutes Played
		Qx	Quarter Time

Timing and Results provided by TISSOT



Game No: 18

Shot Chart
Схема бросков

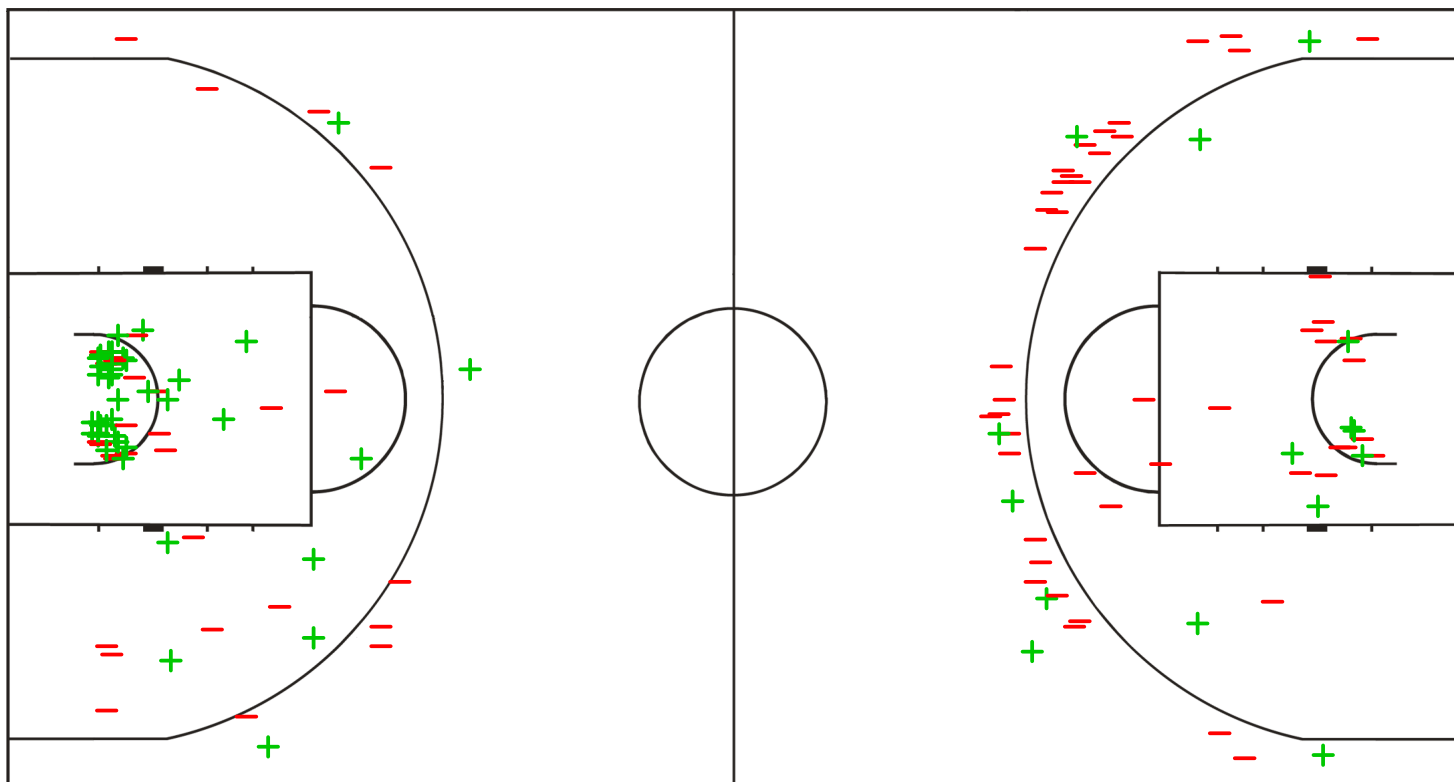
POL 117 vs 44 MGL
(36 - 8, 18 - 10, 32 - 10, 31 - 16)

Scoring by 5 min intervals:

	Q1		Q2		Q3		Q4	
POL	18	36	42	54	70	86	99	117
MGL	1	8	11	18	21	28	32	44

POL - Poland

MGL - Mongolia



LEGEND

+ Shot Made

- Shot Missed

Timing and Results provided by **TISSOT**



Game No: 18

Shot Chart
Схема бросков

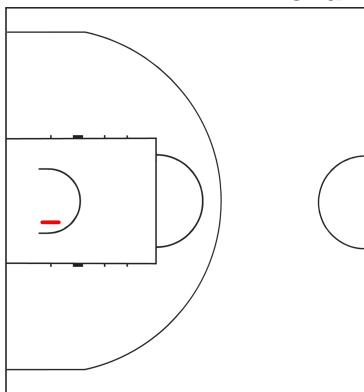
POL 117 vs 44 MGL
(36 - 8, 18 - 10, 32 - 10, 31 - 16)

Scoring by 5 min intervals:

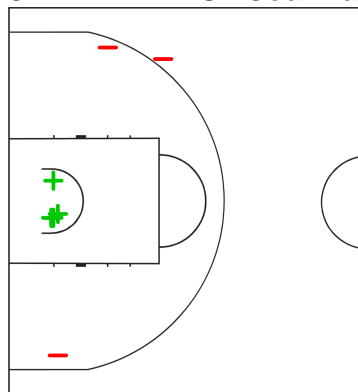
	Q1		Q2		Q3		Q4	
POL	18	36	42	54	70	86	99	117
MGL	1	8	11	18	21	28	32	44

POL - Poland

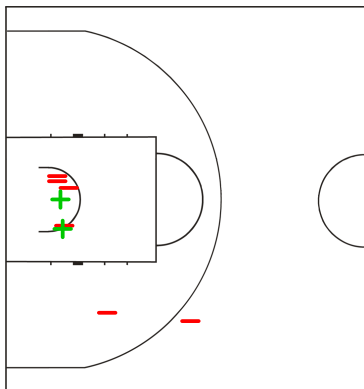
4 KRZYZANIAK Milena



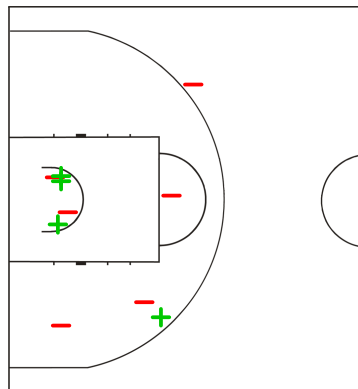
5 MARKIEWICZ Joanna



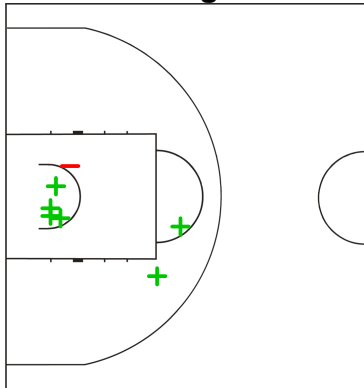
6 COSSENGUE CASIMIRO Ramona



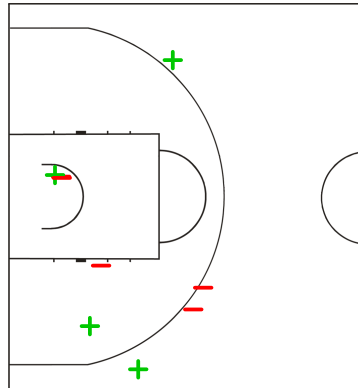
7 TREBICKA Claudia



8 SNIEZEK Agnieszka



9 MANKOWSKA Marta



LEGEND

+ Shot Made

-

Shot Missed

Timing and Results provided by TISSOT



Game No: 18

Shot Chart
Схема бросков

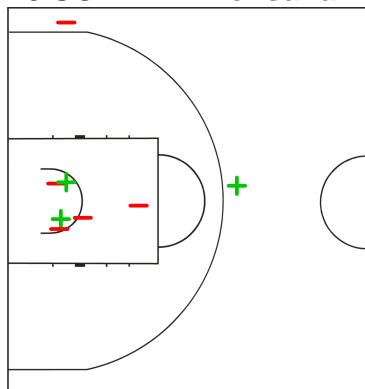
POL 117 vs 44 MGL
(36 - 8, 18 - 10, 32 - 10, 31 - 16)

Scoring by 5 min intervals:

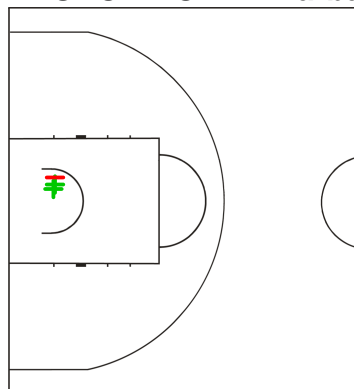
	Q1		Q2		Q3		Q4	
POL	18	36	42	54	70	86	99	117
MGL	1	8	11	18	21	28	32	44

POL - Poland

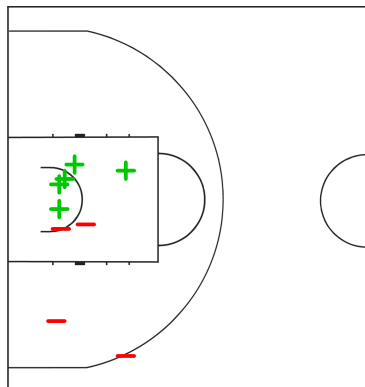
10 SCHMIDT Roksana



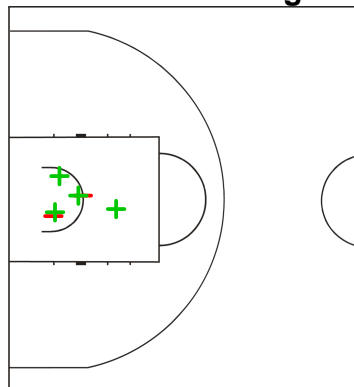
11 SKOWRONEK Barbara



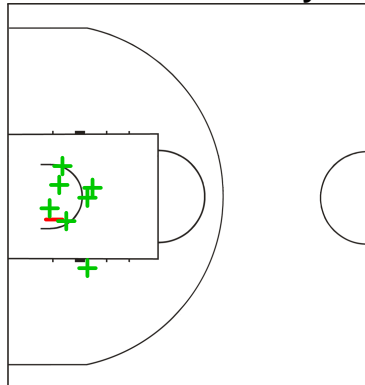
13 SOSNOWSKA Klaudia



14 SZCZEPANIK Agata



15 STELMACH Martyna



LEGEND

+ Shot Made

-

Shot Missed

Timing and Results provided by **TISSOT**



Game No: 18

Shot Chart
Схема бросков

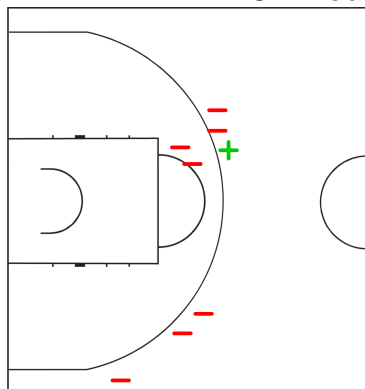
POL 117 vs 44 MGL
(36 - 8, 18 - 10, 32 - 10, 31 - 16)

Scoring by 5 min intervals:

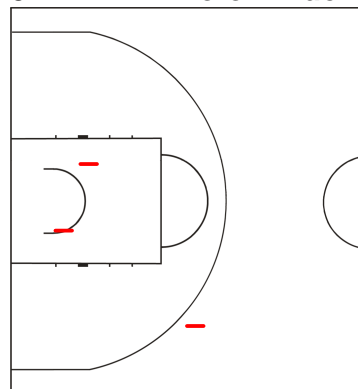
	Q1		Q2		Q3		Q4	
POL	18	36	42	54	70	86	99	117
MGL	1	8	11	18	21	28	32	44

MGL - Mongolia

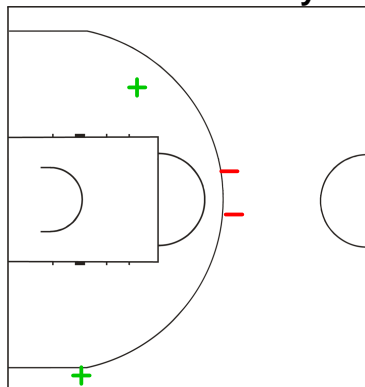
4 ENKHTAIVAN Chimeddolgor



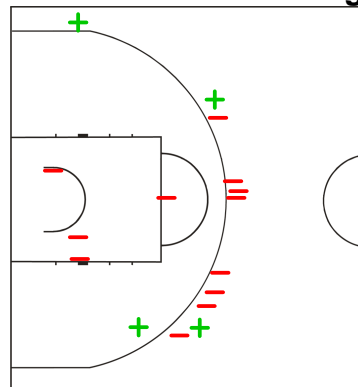
5 BAATAR Bolor-Erdene



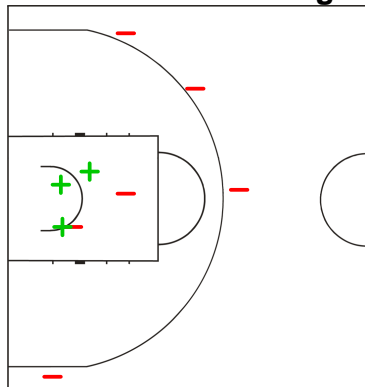
6 GANTULGA Zolzaya



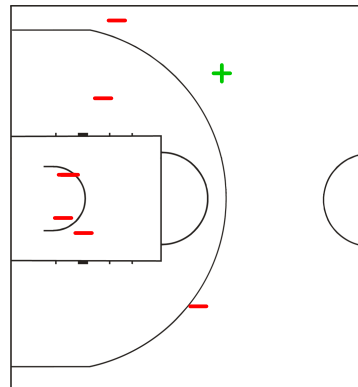
7 ICHINKHORLOO Dolgor



8 DUGARSUREN Jargalan



10 BAYASGALAN Solongo



LEGEND

+ Shot Made

-

Shot Missed

Timing and Results provided by **TISSOT**



Game No: 18

Shot Chart
Схема бросков

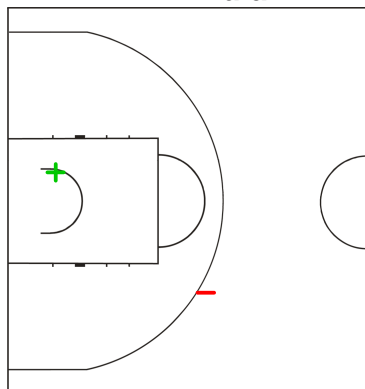
POL 117 vs 44 MGL
(36 - 8, 18 - 10, 32 - 10, 31 - 16)

Scoring by 5 min intervals:

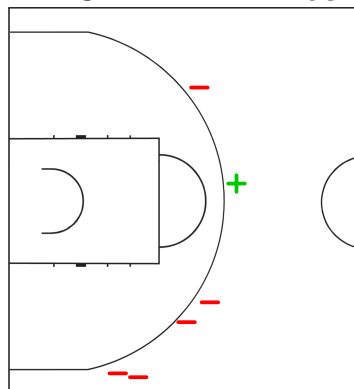
	Q1		Q2		Q3		Q4	
POL	18	36	42	54	70	86	99	117
MGL	1	8	11	18	21	28	32	44

MGL - Mongolia

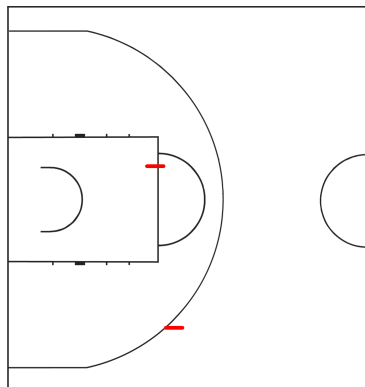
11 ALIMAA Khulan



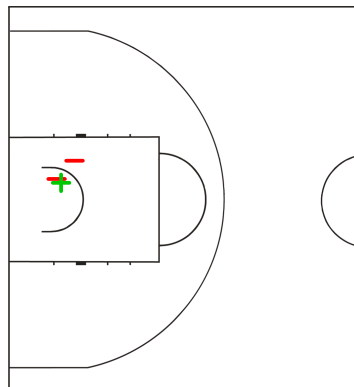
12 BORBAATAR Khos-Erdene



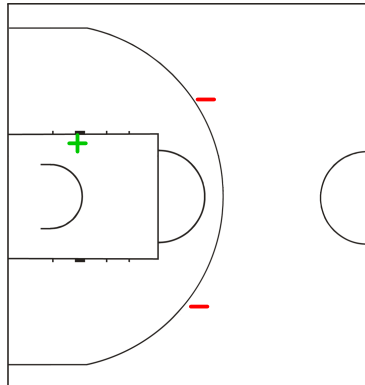
13 ZORIGT Tsolmon



14 ULAANKHUU Enerel



15 CHULUUNTSETSEG Soyolmaa



LEGEND

+ Shot Made

-

Shot Missed

Timing and Results provided by **TISSOT**



Game No: 18

Lineup Analysis

Анализ

POL 117 vs 44 MGL

POL

Lineup efficiency

4	KRZYZANIAK M	5	MARKIEWICZ J	8	SNIEZEK A	13	SOSNOWSKA K	14	SZCZEPANIK A	9:11
7	TREBICKA C	9	MANKOWSKA M	10	SCHMIDT R	12	BIENIEK M	15	STELMACH M	5:49
5	MARKIEWICZ J	7	TREBICKA C	9	MANKOWSKA M	12	BIENIEK M	15	STELMACH M	4:11
4	KRZYZANIAK M	7	TREBICKA C	9	MANKOWSKA M	11	SKOWRONEK B	12	BIENIEK M	3:41
6	COSSENGUE CASIMIRO	9	MANKOWSKA M	10	SCHMIDT R	11	SKOWRONEK B	13	SOSNOWSKA K	3:05
6	COSSENGUE CASIMIRO	9	MANKOWSKA M	10	SCHMIDT R	11	SKOWRONEK B	15	STELMACH M	2:13
4	KRZYZANIAK M	7	TREBICKA C	9	MANKOWSKA M	12	BIENIEK M	14	SZCZEPANIK A	2:04
6	COSSENGUE CASIMIRO	7	TREBICKA C	9	MANKOWSKA M	11	SKOWRONEK B	15	STELMACH M	2:02
4	KRZYZANIAK M	5	MARKIEWICZ J	8	SNIEZEK A	13	SOSNOWSKA K	15	STELMACH M	1:50
6	COSSENGUE CASIMIRO	8	SNIEZEK A	10	SCHMIDT R	11	SKOWRONEK B	15	STELMACH M	1:49
6	COSSENGUE CASIMIRO	8	SNIEZEK A	10	SCHMIDT R	11	SKOWRONEK B	13	SOSNOWSKA K	1:18
4	KRZYZANIAK M	5	MARKIEWICZ J	8	SNIEZEK A	11	SKOWRONEK B	13	SOSNOWSKA K	1:08
6	COSSENGUE CASIMIRO	8	SNIEZEK A	10	SCHMIDT R	13	SOSNOWSKA K	15	STELMACH M	0:55
4	KRZYZANIAK M	8	SNIEZEK A	10	SCHMIDT R	11	SKOWRONEK B	13	SOSNOWSKA K	0:26
5	MARKIEWICZ J	6	COSSENGUE CASIMIRO	8	SNIEZEK A	13	SOSNOWSKA K	15	STELMACH M	0:10
7	TREBICKA C	9	MANKOWSKA M	10	SCHMIDT R	11	SKOWRONEK B	13	SOSNOWSKA K	0:08

Score development

4	KRZYZANIAK M	5	MARKIEWICZ J	8	SNIEZEK A	13	SOSNOWSKA K	14	SZCZEPANIK A	9:11	+30
7	TREBICKA C	9	MANKOWSKA M	10	SCHMIDT R	12	BIENIEK M	15	STELMACH M	5:49	+12
6	COSSENGUE CASIMIRO	8	SNIEZEK A	10	SCHMIDT R	11	SKOWRONEK B	13	SOSNOWSKA K	1:18	+7
4	KRZYZANIAK M	7	TREBICKA C	9	MANKOWSKA M	12	BIENIEK M	14	SZCZEPANIK A	2:04	+7
6	COSSENGUE CASIMIRO	8	SNIEZEK A	10	SCHMIDT R	13	SOSNOWSKA K	15	STELMACH M	0:55	+5
4	KRZYZANIAK M	5	MARKIEWICZ J	8	SNIEZEK A	13	SOSNOWSKA K	15	STELMACH M	1:50	+4
6	COSSENGUE CASIMIRO	9	MANKOWSKA M	10	SCHMIDT R	11	SKOWRONEK B	15	STELMACH M	2:13	+4
5	MARKIEWICZ J	7	TREBICKA C	9	MANKOWSKA M	12	BIENIEK M	15	STELMACH M	4:11	+3
7	TREBICKA C	9	MANKOWSKA M	10	SCHMIDT R	11	SKOWRONEK B	13	SOSNOWSKA K	0:08	+2
6	COSSENGUE CASIMIRO	8	SNIEZEK A	10	SCHMIDT R	11	SKOWRONEK B	15	STELMACH M	1:49	+2
5	MARKIEWICZ J	6	COSSENGUE CASIMIRO	8	SNIEZEK A	13	SOSNOWSKA K	15	STELMACH M	0:10	0
4	KRZYZANIAK M	8	SNIEZEK A	10	SCHMIDT R	11	SKOWRONEK B	13	SOSNOWSKA K	0:26	0
4	KRZYZANIAK M	5	MARKIEWICZ J	8	SNIEZEK A	11	SKOWRONEK B	13	SOSNOWSKA K	1:08	0
6	COSSENGUE CASIMIRO	7	TREBICKA C	9	MANKOWSKA M	11	SKOWRONEK B	15	STELMACH M	2:02	-1
6	COSSENGUE CASIMIRO	9	MANKOWSKA M	10	SCHMIDT R	11	SKOWRONEK B	13	SOSNOWSKA K	3:05	0
4	KRZYZANIAK M	7	TREBICKA C	9	MANKOWSKA M	11	SKOWRONEK B	12	BIENIEK M	3:41	-2



Game No: 18

Lineup Analysis

Анализ

MGL

Lineup efficiency


7	ICHINKHORLOO D	8	DUGARSUREN J	10	BAYASGALAN S	13	ZORIGT T	15	CHULUUNTSETSEG S	4:45
5	BAATAR B	7	ICHINKHORLOO D	8	DUGARSUREN J	10	BAYASGALAN S	13	ZORIGT T	4:20
7	ICHINKHORLOO D	11	ALIMAA K	12	BORBAATAR K	14	ULAANKHUU E	15	CHULUUNTSETSEG S	3:31
4	ENKHTAIVAN C	5	BAATAR B	8	DUGARSUREN J	10	BAYASGALAN S	13	ZORIGT T	3:17
4	ENKHTAIVAN C	7	ICHINKHORLOO D	8	DUGARSUREN J	11	ALIMAA K	15	CHULUUNTSETSEG S	3:07
6	GANTULGA Z	7	ICHINKHORLOO D	12	BORBAATAR K	14	ULAANKHUU E	15	CHULUUNTSETSEG S	2:59
4	ENKHTAIVAN C	5	BAATAR B	7	ICHINKHORLOO D	8	DUGARSUREN J	13	ZORIGT T	2:30
7	ICHINKHORLOO D	8	DUGARSUREN J	10	BAYASGALAN S	12	BORBAATAR K	15	CHULUUNTSETSEG S	2:23
6	GANTULGA Z	8	DUGARSUREN J	12	BORBAATAR K	13	ZORIGT T	15	CHULUUNTSETSEG S	2:03
4	ENKHTAIVAN C	7	ICHINKHORLOO D	11	ALIMAA K	12	BORBAATAR K	14	ULAANKHUU E	1:53
6	GANTULGA Z	8	DUGARSUREN J	10	BAYASGALAN S	12	BORBAATAR K	13	ZORIGT T	1:52
6	GANTULGA Z	7	ICHINKHORLOO D	11	ALIMAA K	12	BORBAATAR K	14	ULAANKHUU E	1:49
6	GANTULGA Z	7	ICHINKHORLOO D	8	DUGARSUREN J	10	BAYASGALAN S	13	ZORIGT T	1:22
7	ICHINKHORLOO D	10	BAYASGALAN S	12	BORBAATAR K	14	ULAANKHUU E	15	CHULUUNTSETSEG S	1:17
4	ENKHTAIVAN C	6	GANTULGA Z	12	BORBAATAR K	14	ULAANKHUU E	15	CHULUUNTSETSEG S	0:59
5	BAATAR B	6	GANTULGA Z	7	ICHINKHORLOO D	8	DUGARSUREN J	13	ZORIGT T	0:55
7	ICHINKHORLOO D	8	DUGARSUREN J	11	ALIMAA K	12	BORBAATAR K	15	CHULUUNTSETSEG S	0:31
4	ENKHTAIVAN C	5	BAATAR B	7	ICHINKHORLOO D	8	DUGARSUREN J	11	ALIMAA K	0:27

Score development

7	ICHINKHORLOO D	8	DUGARSUREN J	10	BAYASGALAN S	12	BORBAATAR K	15	CHULUUNTSETSEG S	2:23	+1
7	ICHINKHORLOO D	8	DUGARSUREN J	11	ALIMAA K	12	BORBAATAR K	15	CHULUUNTSETSEG S	0:31	0
7	ICHINKHORLOO D	10	BAYASGALAN S	12	BORBAATAR K	14	ULAANKHUU E	15	CHULUUNTSETSEG S	1:17	0
6	GANTULGA Z	7	ICHINKHORLOO D	8	DUGARSUREN J	10	BAYASGALAN S	13	ZORIGT T	1:22	0
6	GANTULGA Z	7	ICHINKHORLOO D	12	BORBAATAR K	14	ULAANKHUU E	15	CHULUUNTSETSEG S	2:59	-1
4	ENKHTAIVAN C	5	BAATAR B	7	ICHINKHORLOO D	8	DUGARSUREN J	11	ALIMAA K	0:27	-3
5	BAATAR B	6	GANTULGA Z	7	ICHINKHORLOO D	8	DUGARSUREN J	13	ZORIGT T	0:55	-3
6	GANTULGA Z	7	ICHINKHORLOO D	11	ALIMAA K	12	BORBAATAR K	14	ULAANKHUU E	1:49	-3
4	ENKHTAIVAN C	7	ICHINKHORLOO D	11	ALIMAA K	12	BORBAATAR K	14	ULAANKHUU E	1:53	-3
4	ENKHTAIVAN C	5	BAATAR B	7	ICHINKHORLOO D	8	DUGARSUREN J	13	ZORIGT T	2:30	-3
4	ENKHTAIVAN C	7	ICHINKHORLOO D	8	DUGARSUREN J	11	ALIMAA K	15	CHULUUNTSETSEG S	3:07	-3
4	ENKHTAIVAN C	6	GANTULGA Z	12	BORBAATAR K	14	ULAANKHUU E	15	CHULUUNTSETSEG S	0:59	-4
6	GANTULGA Z	8	DUGARSUREN J	10	BAYASGALAN S	12	BORBAATAR K	13	ZORIGT T	1:52	-6
7	ICHINKHORLOO D	11	ALIMAA K	12	BORBAATAR K	14	ULAANKHUU E	15	CHULUUNTSETSEG S	3:31	-6
6	GANTULGA Z	8	DUGARSUREN J	12	BORBAATAR K	13	ZORIGT T	15	CHULUUNTSETSEG S	2:03	-7
5	BAATAR B	7	ICHINKHORLOO D	8	DUGARSUREN J	10	BAYASGALAN S	13	ZORIGT T	4:20	-10
4	ENKHTAIVAN C	5	BAATAR B	8	DUGARSUREN J	10	BAYASGALAN S	13	ZORIGT T	3:17	-11
7	ICHINKHORLOO D	8	DUGARSUREN J	10	BAYASGALAN S	13	ZORIGT T	15	CHULUUNTSETSEG S	4:45	-11

LEGEND

+ Shot Made - Shot Missed

Timing and Results provided by  TISSOT



Result Book

27th Summer Universiade in Kazan 2013



Basketball

Women's Preliminary Round Group B





Game No: 3

Start List

Стартовый список

BRA vs CZE

Referee: OVINOV Semen (RUS)

Umpire: MILLS Tim (AUS) / TIEN Hsiao-Lun (TPE)

BRA - Brazil

No.	Name	Pos	Height m / ft in	Age	Current Games Statistics							
					PPG	FG%	3FG%	FT%	RPG	APG	MPG (GP)	
4	SILVA Ariane		1.70/5'7"	24	0.0					0.0	0.0	0:00 (0)
5	NASCIMENTO Monica		1.90/6'3"	22	0.0					0.0	0.0	0:00 (0)
6	SOUZA Luana		1.76/5'9"	21	0.0					0.0	0.0	0:00 (0)
7	ZABANI Leila		1.80/5'11"	22	0.0					0.0	0.0	0:00 (0)
8	GRACIANO Ana		1.76/5'9"	24	0.0					0.0	0.0	0:00 (0)
9	ARANTES Andressa		1.85/6'1"	22	0.0					0.0	0.0	0:00 (0)
10	FREDIANI Thaissa		1.65/5'5"	24	0.0					0.0	0.0	0:00 (0)
11	FERREIRA Leidilania		1.87/6'2"	22	0.0					0.0	0.0	0:00 (0)
12	VASCONCELLOS Ingrid		1.85/6'1"	19	0.0					0.0	0.0	0:00 (0)
13	SIRTOLI Jennifer	F	1.84/6'0"	21	0.0					0.0	0.0	0:00 (0)
14	CICIARTE Maila		1.60/5'3"	20	0.0					0.0	0.0	0:00 (0)
15	ROCHA Dominick		1.83/6'0"	24	0.0					0.0	0.0	0:00 (0)
Team			1.78/5'10"	22.1								
Coach		CAMARGO NETO Joao										
Assistant Coach		LUZ Cintia										

BRA Played		
PR	CZE	8 JUL
PR	MLI	9 JUL
PR	USA	10 JUL

CZE - Czech Republic

No.	Name	Pos	Height m / ft in	Age	Current Games Statistics							
					PPG	FG%	3FG%	FT%	RPG	APG	MPG (GP)	
4	VACKOVA Andrea		1.77/5'10"	23	0.0					0.0	0.0	0:00 (0)
5	NOVOTNA Katerina		1.78/5'10"	23	0.0					0.0	0.0	0:00 (0)
6	ZAPLATOVA Petra		1.75/5'9"	21	0.0					0.0	0.0	0:00 (0)
7	BARTAKOVA Lenka		1.75/5'9"	22	0.0					0.0	0.0	0:00 (0)
8	OVSIKOVA Andrea		1.77/5'10"	24	0.0					0.0	0.0	0:00 (0)
9	KASPARKOVA Barbora		1.83/6'0"	21	0.0					0.0	0.0	0:00 (0)
10	STARA Michaela		1.74/5'9"	22	0.0					0.0	0.0	0:00 (0)
11	ELHOTOVA Karolina		1.82/6'0"	21	0.0					0.0	0.0	0:00 (0)
12	ROSENBAUMOVA Klara		1.84/6'0"	23	0.0					0.0	0.0	0:00 (0)
13	POCHOBRADSKA Klara		1.86/6'1"	24	0.0					0.0	0.0	0:00 (0)
14	SVRDLIKOVA Pavla		1.85/6'1"	22	0.0					0.0	0.0	0:00 (0)
15	HANUSOVA Alena		1.90/6'3"	22	0.0					0.0	0.0	0:00 (0)
Team			1.81/5'11"	22.3								
Coach		TREML Petr										
Assistant Coach		VESELY Tomas										

CZE Played		
PR	BRA	8 JUL
PR	USA	9 JUL
PR	MLI	10 JUL

LEGEND

(1)	Point Guard	(2)	Shooting Guard	(3)	Small Forward	(4)	Power Forward	(5)	Centre
(C)	Captain	3FG%	3 Points Field Goals %	APG	Assists per Game	C	Centre	F	Forward
FG%	Field Goals %	FT%	Free Throws %	G	Guard	GP	Games Played	MPG	Minutes Played per Game
Pos	Playing Position	PPG	Points per Game	PR	Preliminary Round	RPG	Rebounds per Game		

Timing and Data Handling by Tissot



Game No: 3

Results
Результаты

Attendance: 27

Match Duration: 1:40

BRA 63 vs 86 CZE
(23:30, 14:17, 7:24, 19:15)

Referee: OVINOV Semen (RUS)

Commissioner:

Umpire: MILLS Tim (AUS) / TIEN Hsiao-Lun (TPE)

Scoring by 5 min intervals:	BRA	Q1		Q2		Q3		Q4	
		12	23	30	37	39	44	51	63
	CZE	12	30	36	47	56	71	74	86

BRA - Brazil

No.	Name	MIN	Field Goals		2 Points		3 Points		Free Throws		Rebounds			AS	TO	ST	BS	PF	FD	PTS
			M/A	%	M/A	%	M/A	%	M/A	%	OR	DR	TOT							
*4	SILVA Ariane	27:36	5/12	42	5/9	56	0/3	0	1/2	50	1	1	2	3	3	1	0	2	2	11
*5	NASCIMENTO Monica	28:14	5/8	63	4/6	67	1/2	50	0/3	0	2	5	7	0	1	0	0	3	4	11
*6	SOUZA Luana	32:07	7/14	50	4/9	44	3/5	60	2/3	67	1	0	1	2	4	2	0	2	3	19
*7	ZABANI Leila	29:55	5/13	38	1/8	13	4/5	80	0/1	0	1	2	3	3	6	2	0	4	4	14
8	GRACIANO Ana	2:21	0/0	0	0/0	0	0/0	0	0/0	0	0	0	0	0	0	0	0	1	0	0
9	ARANTES Addressa	9:00	1/3	33	1/3	33	0/0	0	1/2	50	1	4	5	1	0	0	0	2	1	3
10	FREDIANI Thaissa	9:01	0/0	0	0/0	0	0/0	0	0/0	0	0	0	0	0	5	1	0	1	1	0
*11	FERREIRA Leidilania	28:57	1/5	20	1/4	25	0/1	0	0/0	0	2	7	9	2	1	2	0	2	0	2
12	VASCONCELLOS Ingrid	7:09	0/0	0	0/0	0	0/0	0	0/0	0	0	0	0	0	1	0	0	1	0	0
13	SIRTOLI Jennifer	14:17	1/1	100	0/0	0	1/1	100	0/0	0	0	1	1	0	2	2	0	2	0	3
14	CICIARTE Maila	9:27	0/0	0	0/0	0	0/0	0	0/0	0	1	0	1	0	3	0	0	1	2	0
15	ROCHA Dominick	1:56	0/1	0	0/1	0	0/0	0	0/0	0	0	0	0	0	1	0	0	1	1	0
Team / Coach											4	0	4							
Totals			25/57	44	16/40	40	9/17	53	4/11	36	13	20	33	11	27	10	0	22	18	63
Coach		CAMARGO NETO Joao																		
Assistant Coach		LUZ Cintia																		

CZE - Czech Republic

No.	Name	MIN	Field Goals		2 Points		3 Points		Free Throws		Rebounds			AS	TO	ST	BS	PF	FD	PTS
			M/A	%	M/A	%	M/A	%	M/A	%	OR	DR	TOT							
4	VACKOVA Andrea	2:55	0/0	0	0/0	0	0/0	0	0/0	0	0	0	0	1	0	0	0	0	0	0
5	NOVOTNA Katerina	0:57	0/0	0	0/0	0	0/0	0	0/0	0	0	0	0	0	0	0	0	0	1	0
6	ZAPLATOVA Petra	19:58	2/5	40	2/3	67	0/2	0	1/3	33	0	0	0	3	3	1	0	3	3	5
*7	BARTAKOVA Lenka	24:55	3/6	50	1/3	33	2/3	67	2/4	50	0	3	3	3	1	2	1	2	5	10
*8	OVSIKOVA Andrea	23:41	4/6	67	2/3	67	2/3	67	0/0	0	1	0	1	0	3	0	0	1	1	10
9	KASPARKOVA Barbora	0:00	0/0	0	0/0	0	0/0	0	0/0	0	0	0	0	0	0	0	0	0	0	0
*10	STARA Michaela	34:10	6/14	43	2/6	33	4/8	50	2/2	100	1	3	4	4	5	3	0	2	3	18
11	ELHOTOVA Karolina	13:24	2/4	50	2/2	100	0/2	0	0/0	0	1	1	2	0	1	2	0	3	2	4
*12	ROSENBAUMOVA Klara	26:37	5/12	42	5/11	45	0/1	0	0/0	0	5	4	9	2	2	2	0	0	1	10
*13	POCHOBRADSKA Klara	21:29	4/7	57	2/5	40	2/2	100	0/0	0	3	3	6	1	2	0	0	4	1	10
14	SVRDLIKOVA Pavla	12:19	1/2	50	1/2	50	0/0	0	4/4	100	2	2	4	1	0	2	0	3	2	6
15	HANUSOVA Alena	19:35	4/9	44	4/8	50	0/1	0	5/5	100	1	4	5	3	0	0	4	0	3	13
Team / Coach											2	3	5		1					
Totals			31/65	48	21/43	49	10/22	45	14/18	78	16	23	39	18	18	12	5	18	22	86
Coach		TREML Petr																		
Assistant Coach		VESELY Tomas																		

	BRA	CZE
Points from Turnovers	10	13
Points in the Paint	28	20
Second Chance Points	10	9
Fast Break Points	0	2

	BRA	CZE
Biggest Lead	4	29
Biggest Scoring Run	7-0 (51-71)	13-0 (37-56)
Lead Changes	3	
Times Tied	4	

LEGEND			
%	Shooting Percentage	(C)	Captain
BS	Blocked Shots	DR	Defensive Rebounds
OR	Offensive Rebounds	OTx	Overtime
S	Suspended	ST	Steals
(I)	Injured	FD	Fouls Drawn
PF	Fouls	PTS	Points
TO	Turnovers	TOT	Total Rebounds
*	Starters	AS	Assists
M/A	Made / Attempts	MIN	Minutes Played
Qx	Quarter Time		



Game No: 3

Shot Chart

Схема бросков

BRA 63 vs 86 CZE

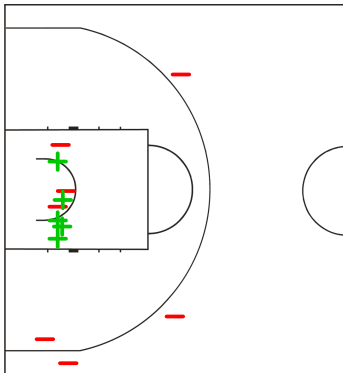
(23 - 30, 14 - 17, 7 - 24, 19 - 15)

Scoring by 5 min intervals:

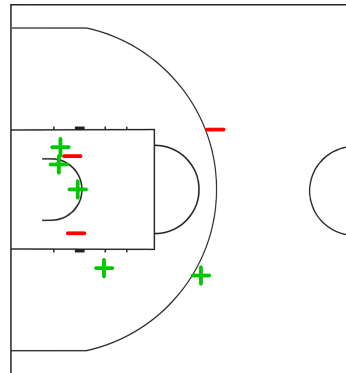
	Q1		Q2		Q3		Q4	
BRA	12	23	30	37	39	44	51	63
CZE	12	30	36	47	56	71	74	86

BRA - Brazil

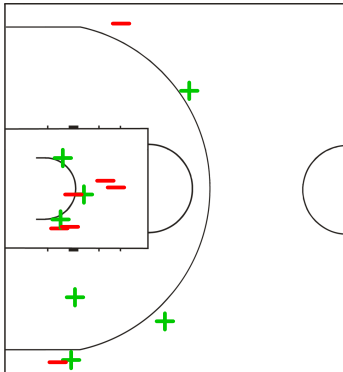
4 SILVA Ariane



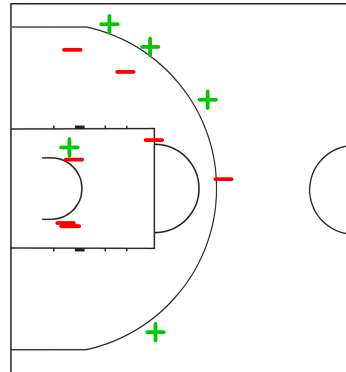
5 NASCIMENTO Monica



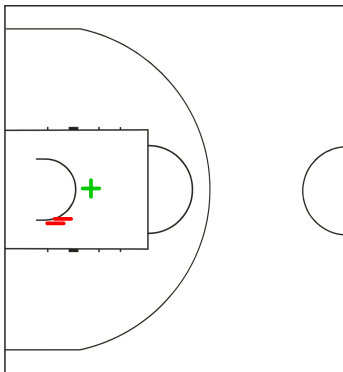
6 SOUZA Luana



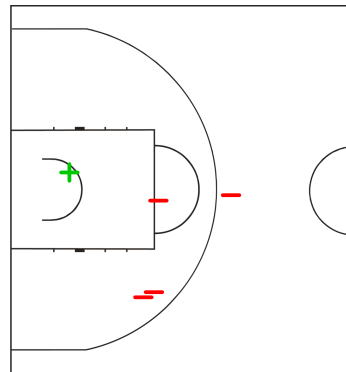
7 ZABANI Leila



9 ARANTES Andressa



11 FERREIRA Leidilania



LEGEND

+ Shot Made

-

Shot Missed

Timing and Data Handling by Tissot



Game No: 3

Shot Chart

Схема бросков

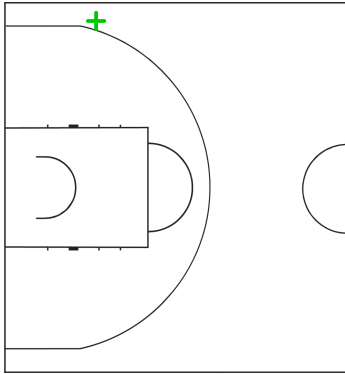
BRA 63 vs 86 CZE

(23 - 30, 14 - 17, 7 - 24, 19 - 15)

Scoring by 5 min intervals:

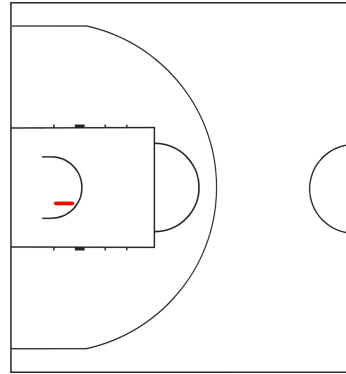
	Q1		Q2		Q3		Q4	
BRA	12	23	30	37	39	44	51	63
CZE	12	30	36	47	56	71	74	86

13 SIRTOLI Jennifer



BRA - Brazil

15 ROCHA Dominick



LEGEND

+ Shot Made

- Shot Missed

Timing and Data Handling by Tissot



Game No: 3

Shot Chart

Схема бросков

BRA 63 vs 86 CZE

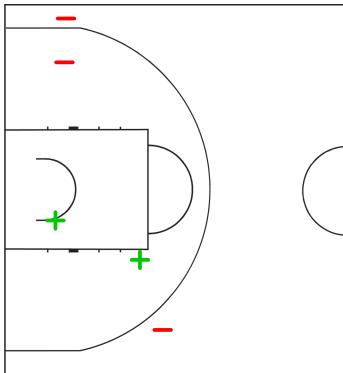
(23 - 30, 14 - 17, 7 - 24, 19 - 15)

Scoring by 5 min intervals:

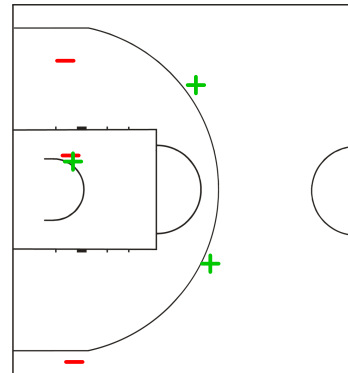
	Q1		Q2		Q3		Q4	
BRA	12	23	30	37	39	44	51	63
CZE	12	30	36	47	56	71	74	86

CZE - Czech Republic

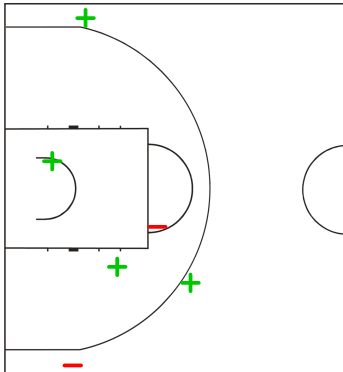
6 ZAPLATOVA Petra



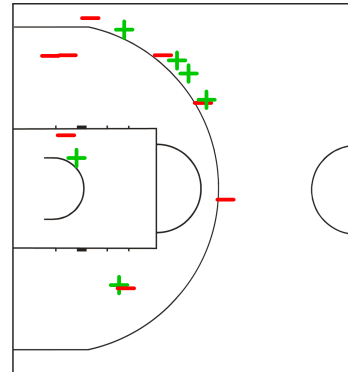
7 BARTAKOVA Lenka



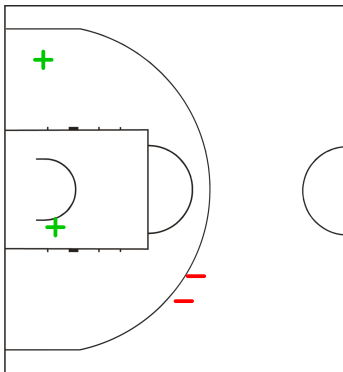
8 OVSIKOVA Andrea



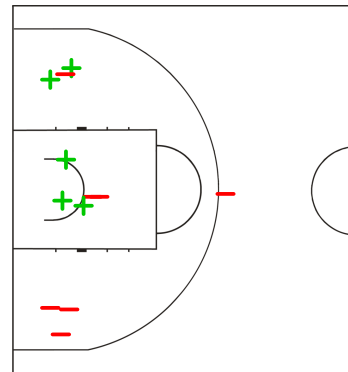
10 STARA Michaela



11 ELHOTOVA Karolina



12 ROSENBAUMOVA Klara



LEGEND

+ Shot Made

-

Shot Missed

Timing and Data Handling by Tissot



Game No: 3

Shot Chart

Схема бросков

BRA 63 vs 86 CZE

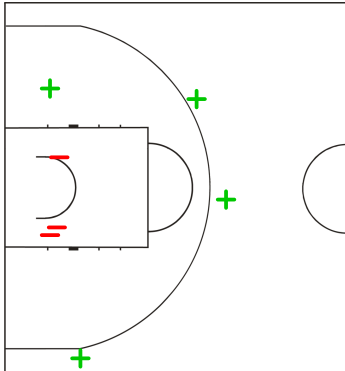
(23 - 30, 14 - 17, 7 - 24, 19 - 15)

Scoring by 5 min intervals:

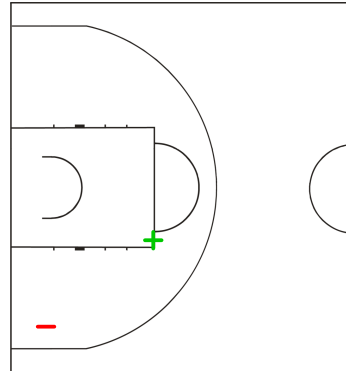
	Q1		Q2		Q3		Q4	
BRA	12	23	30	37	39	44	51	63
CZE	12	30	36	47	56	71	74	86

CZE - Czech Republic

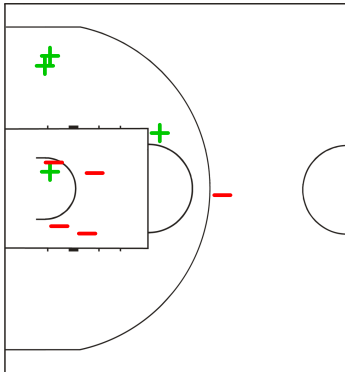
13 POCHOBRADSKA Klara



14 SVRDLIKOVA Pavla



15 HANUSOVA Alena



LEGEND

+ Shot Made

-

Shot Missed

Timing and Data Handling by Tissot



Game No: 3

Lineup Analysis

Анализ

BRA 63 vs 86 CZE

BRA

Lineup efficiency

4 Silva A	5 Nascimento M	6 Souza L	7 Zabani L	11 Ferreira L	13:04
5 Nascimento M	6 Souza L	7 Zabani L	12 Vasconcellos I	14 Ciciarte M	4:55
4 Silva A	5 Nascimento M	7 Zabani L	11 Ferreira L	13 SIRTOLI J	4:27
4 Silva A	6 Souza L	9 Arantes A	10 Frediani T	13 SIRTOLI J	3:54
5 Nascimento M	6 Souza L	7 Zabani L	11 Ferreira L	14 Ciciarte M	3:07
4 Silva A	6 Souza L	9 Arantes A	11 Ferreira L	13 SIRTOLI J	2:03
8 Graciano A	10 Frediani T	11 Ferreira L	13 SIRTOLI J	15 Rocha D	1:14
6 Souza L	8 Graciano A	9 Arantes A	10 Frediani T	12 Vasconcellos I	0:58
4 Silva A	5 Nascimento M	7 Zabani L	12 Vasconcellos I	13 SIRTOLI J	0:52
4 Silva A	6 Souza L	7 Zabani L	9 Arantes A	11 Ferreira L	0:51
6 Souza L	7 Zabani L	9 Arantes A	10 Frediani T	11 Ferreira L	0:50
4 Silva A	6 Souza L	10 Frediani T	11 Ferreira L	13 SIRTOLI J	0:50
4 Silva A	10 Frediani T	11 Ferreira L	13 SIRTOLI J	15 Rocha D	0:42
4 Silva A	5 Nascimento M	7 Zabani L	11 Ferreira L	14 Ciciarte M	0:38
6 Souza L	7 Zabani L	9 Arantes A	10 Frediani T	12 Vasconcellos I	0:24
4 Silva A	5 Nascimento M	6 Souza L	11 Ferreira L	13 SIRTOLI J	0:15
5 Nascimento M	6 Souza L	8 Graciano A	10 Frediani T	11 Ferreira L	0:09

Score development

4 Silva A	5 Nascimento M	7 Zabani L	11 Ferreira L	13 SIRTOLI J	4:27	+5
5 Nascimento M	6 Souza L	7 Zabani L	12 Vasconcellos I	14 Ciciarte M	4:55	+4
4 Silva A	5 Nascimento M	6 Souza L	11 Ferreira L	13 SIRTOLI J	0:15	0
6 Souza L	7 Zabani L	9 Arantes A	10 Frediani T	12 Vasconcellos I	0:24	0
4 Silva A	5 Nascimento M	7 Zabani L	11 Ferreira L	14 Ciciarte M	0:38	0
6 Souza L	7 Zabani L	9 Arantes A	10 Frediani T	11 Ferreira L	0:50	0
4 Silva A	6 Souza L	10 Frediani T	11 Ferreira L	13 SIRTOLI J	0:50	0
4 Silva A	6 Souza L	9 Arantes A	10 Frediani T	13 SIRTOLI J	3:54	-1
5 Nascimento M	6 Souza L	8 Graciano A	10 Frediani T	11 Ferreira L	0:09	-2
4 Silva A	10 Frediani T	11 Ferreira L	13 SIRTOLI J	15 Rocha D	0:42	-2
4 Silva A	6 Souza L	7 Zabani L	9 Arantes A	11 Ferreira L	0:51	-2
4 Silva A	5 Nascimento M	7 Zabani L	12 Vasconcellos I	13 SIRTOLI J	0:52	-2
4 Silva A	5 Nascimento M	6 Souza L	7 Zabani L	11 Ferreira L	13:04	-2
5 Nascimento M	6 Souza L	7 Zabani L	11 Ferreira L	14 Ciciarte M	3:07	-3
6 Souza L	8 Graciano A	9 Arantes A	10 Frediani T	12 Vasconcellos I	0:58	-5
8 Graciano A	10 Frediani T	11 Ferreira L	13 SIRTOLI J	15 Rocha D	1:14	-5
4 Silva A	6 Souza L	9 Arantes A	11 Ferreira L	13 SIRTOLI J	2:03	-7



Game No: 4

Start List

Стартовый список

USA vs MLI

Referee: WANG Zebo (CHN)

Umpire: OKHRIMENKO Vladimir (RUS) / LASUIK Karen (CAN)

USA - United States

No.	Name	Pos	Height m / ft in	Age	Current Games Statistics						
					PPG	FG%	3FG%	FT%	RPG	APG	MPG (GP)
4	SIMS Odyssey	G	/	20	0.0				0.0	0.0	0:00 (0)
5	MASSENGALE Ariel	G	/	20	0.0				0.0	0.0	0:00 (0)
6	HARTLEY Bria	G	/	20	0.0				0.0	0.0	0:00 (0)
7	ELLENBERG-WILEY Aaryn	G	/	20	0.0				0.0	0.0	0:00 (0)
8	SCHIMMEL Shoni	G	/	21	0.0				0.0	0.0	0:00 (0)
9	BRADFORD Crystal	G	/	19	0.0				0.0	0.0	0:00 (0)
10	HOOPER Jordan	F	/	21	0.0				0.0	0.0	0:00 (0)
11	LEWIS Kaleena	F	/	19	0.0				0.0	0.0	0:00 (0)
12	GRAY Reshanda	F	/	20	0.0				0.0	0.0	0:00 (0)
13	LISTON Patricia	G	/	21	0.0				0.0	0.0	0:00 (0)
14	HARBERTS Cassandra	F	/	21	0.0				0.0	0.0	0:00 (0)
15	PLAISANCE Theresa	F	/	21	0.0				0.0	0.0	0:00 (0)
Team			/	20.3							
Coach		COALE Sherri									
Assistant Coach		GIORGIS Brian									

USA Played		
PR	MLI	8 JUL
PR	CZE	9 JUL
PR	BRA	10 JUL

MLI - Mali

No.	Name	Pos	Height m / ft in	Age	Current Games Statistics						
					PPG	FG%	3FG%	FT%	RPG	APG	MPG (GP)
4	DIALLO Awa	G	1.58/5'2"	22	0.0				0.0	0.0	0:00 (0)
5	KEITA Aminata	F	1.75/5'9"	21	0.0				0.0	0.0	0:00 (0)
6	DIAKITE Rokiatou	F	1.68/5'6"	22	0.0				0.0	0.0	0:00 (0)
7	CISSE Rokia	F	1.80/5'11"	20	0.0				0.0	0.0	0:00 (0)
8	KONATE Aminata	F	1.80/5'11"	21	0.0				0.0	0.0	0:00 (0)
9	SISSOKO Aminata	G	1.70/5'7"	22	0.0				0.0	0.0	0:00 (0)
10	MARIKO Aminata	C	1.85/6'1"	23	0.0				0.0	0.0	0:00 (0)
12	SININTA MARIAM Dite G.	F	1.70/5'7"	23	0.0				0.0	0.0	0:00 (0)
13	TOLO Aissata	F	1.78/5'10"	22	0.0				0.0	0.0	0:00 (0)
14	FOMBA Aissata	G	1.76/5'9"	19	0.0				0.0	0.0	0:00 (0)
15	TOURE Farima	C	1.83/6'0"	19	0.0				0.0	0.0	0:00 (0)
Team			1.75/5'9"	21.3							
Coach		SOUARE Babakar									
Assistant Coach		SANOGO Terumba									

MLI Played		
PR	USA	8 JUL
PR	BRA	9 JUL
PR	CZE	10 JUL

LEGEND

(1) Point Guard	(2) Shooting Guard	(3) Small Forward	(4) Power Forward	(5) Centre
(C) Captain	3FG% 3 Points Field Goals %	APG Assists per Game	C Centre	F Forward
FG% Field Goals %	FT% Free Throws %	G Guard	GP Games Played	MPG Minutes Played per Game
Pos Playing Position	PPG Points per Game	PR Preliminary Round	RPG Rebounds per Game	

Timing and Data Handling by Tissot



Game No: 4

Results

Результаты

Attendance: 71

Match Duration: 1:26

USA 120 vs 32 MLI

(28:12, 29:8, 37:8, 26:4)

Referee: WANG Zebo (CHN)

Commissioner:

Umpire: OKHRIMENKO Vladimir (RUS) / LASUIK Karen (CAN)

Scoring by 5 min intervals:	USA	Q1		Q2		Q3		Q4	
		MLI	15	28	38	57	76	94	102
		5	12	17	20	22	28	30	32

USA - United States

No.	Name	MIN	Field Goals		2 Points		3 Points		Free Throws		Rebounds			AS	TO	ST	BS	PF	FD	PTS
			M/A	%	M/A	%	M/A	%	M/A	%	OR	DR	TOT							
*4	SIMS Odyssey	19:42	3/4	75	3/4	75	0/0	0	1/2	50	0	0	0	6	2	2	0	0	1	7
5	MASSENGALE Ariel	13:37	1/2	50	1/1	100	0/1	0	4/4	100	0	0	0	3	1	2	0	0	2	6
*6	HARTLEY Bria	18:59	7/7	100	4/4	100	3/3	100	0/0	0	2	0	2	5	3	3	0	0	3	17
*7	ELLENBERG-WILEY Aaryn	13:58	4/9	44	3/5	60	1/4	25	2/2	100	0	1	1	0	0	1	0	2	1	11
8	SCHIMMEL Shoni	20:42	6/8	75	5/6	83	1/2	50	0/0	0	1	2	3	9	1	0	0	1	0	13
9	BRADFORD Crystal	17:08	3/7	43	3/6	50	0/1	0	0/0	0	2	4	6	2	0	0	1	0	0	6
10	HOOPER Jordan	16:22	3/7	43	2/4	50	1/3	33	1/1	100	1	7	8	1	0	0	2	0	1	8
*11	LEWIS Kaleena	20:41	5/7	71	3/3	100	2/4	50	0/0	0	0	7	7	3	1	2	0	1	1	12
12	GRAY Reshanda	9:41	4/4	100	4/4	100	0/0	0	0/0	0	1	2	3	0	2	0	0	2	0	8
13	LISTON Patricia	15:25	3/5	60	0/0	0	3/5	60	4/4	100	0	2	2	2	1	0	0	1	2	13
14	HARBERTS Cassandra	22:52	6/7	86	6/7	86	0/0	0	2/2	100	0	4	4	1	1	3	1	1	2	14
*15	PLAISANCE Theresa	10:53	2/4	50	2/4	50	0/0	0	1/1	100	3	8	11	2	1	0	0	0	1	5
Team / Coach											1	6	7		0					
Totals			47/71	66	36/48	75	11/23	48	15/16	94	11	43	54	34	13	13	4	8	14	120
Coach		COALE Sherri																		
Assistant Coach		GIORGIS Brian																		

MLI - Mali

No.	Name	MIN	Field Goals		2 Points		3 Points		Free Throws		Rebounds			AS	TO	ST	BS	PF	FD	PTS
			M/A	%	M/A	%	M/A	%	M/A	%	OR	DR	TOT							
*4	DIALLO Awa	25:07	1/10	10	0/2	0	1/8	13	0/0	0	0	1	1	2	3	3	0	0	1	3
5	KEITA Aminata	12:17	0/1	0	0/0	0	0/1	0	0/0	0	1	1	2	0	1	0	0	1	0	0
6	DIKITE Rokiatou	9:54	0/2	0	0/0	0	0/2	0	0/0	0	0	0	0	0	0	1	0	1	1	0
7	CISSE Rokia	9:21	0/2	0	0/2	0	0/0	0	0/0	0	0	1	1	1	0	0	1	0	0	0
8	KONATE Aminata	28:33	2/4	50	1/3	33	1/1	100	0/0	0	0	3	3	1	2	1	1	1	1	5
*9	SISSOKO Aminata	27:35	0/4	0	0/4	0	0/0	0	0/0	0	0	4	4	1	4	0	0	2	1	0
*10	MARIKO Aminata	30:37	7/16	44	7/16	44	0/0	0	1/2	50	0	1	1	0	3	2	0	2	1	15
12	SININTA MARIAM Dite G.	6:50	0/1	0	0/1	0	0/0	0	0/0	0	0	0	0	0	1	1	0	0	0	0
*13	TOLO Aissata	14:13	2/8	25	2/8	25	0/0	0	0/0	0	2	1	3	0	1	0	0	3	0	4
14	FOMBA Aissata	2:50	0/1	0	0/1	0	0/0	0	0/0	0	0	0	0	0	1	0	0	1	0	0
*15	TOURE Farima	32:43	0/13	0	0/13	0	0/0	0	5/6	83	3	1	4	2	3	1	0	3	3	5
Team / Coach											2	0	2		2					
Totals			12/62	19	10/50	20	2/12	17	6/8	75	8	13	21	7	21	9	2	14	8	32
Coach		SOUHARE Babakar																		
Assistant Coach		SANOGO Terumba																		

	USA	MLI
Points from Turnovers	24	2
Points in the Paint	62	18
Second Chance Points	11	2
Fast Break Points	4	0

	USA	MLI
Biggest Lead	88	5
Biggest Scoring Run	25-0 (74-20)	7-0 (18-12)
Lead Changes		1
Times Tied		1

LEGEND

%	Shooting Percentage	(C)	Captain	(I)	Injured	*	Starters	AS	Assists
BS	Blocked Shots	DR	Defensive Rebounds	FD	Fouls Drawn	M/A	Made / Attempts	MIN	Minutes Played
OR	Offensive Rebounds	OTx	Overtime	PF	Fouls	PTS	Points	Qx	Quarter Time
S	Suspended	ST	Steals	TO	Turnovers	TOT	Total Rebounds		

Timing and Data Handling by Tissot



Game No: 4

Shot Chart

Схема бросков

USA 120 vs 32 MLI

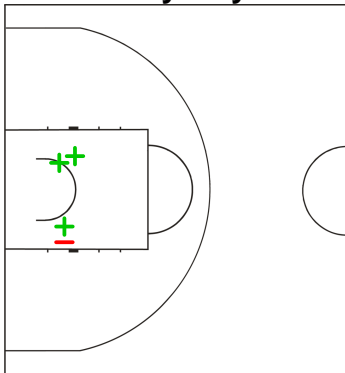
(28 - 12, 29 - 8, 37 - 8, 26 - 4)

Scoring by 5 min intervals:

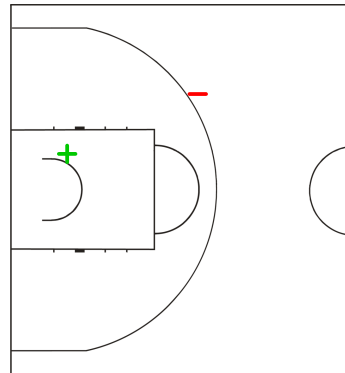
	Q1		Q2		Q3		Q4	
USA	15	28	38	57	76	94	102	120
MLI	5	12	17	20	22	28	30	32

USA - United States

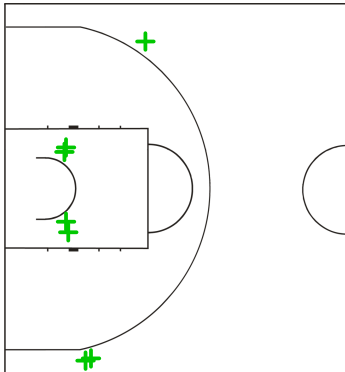
4 SIMS Odyssey



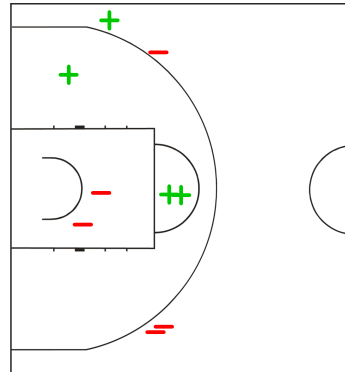
5 MASSENGALE Ariel



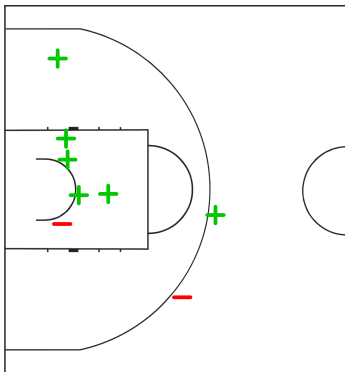
6 HARTLEY Bria



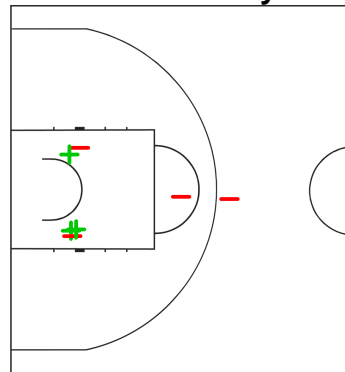
7 ELLENBERG-WILEY Aaryn



8 SCHIMMEL Shoni



9 BRADFORD Crystal



LEGEND

+ Shot Made

-

Shot Missed

Timing and Data Handling by Tissot



Game No: 4

Shot Chart

Схема бросков

USA 120 vs 32 MLI

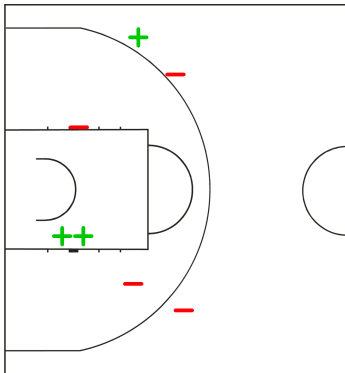
(28 - 12, 29 - 8, 37 - 8, 26 - 4)

Scoring by 5 min intervals:

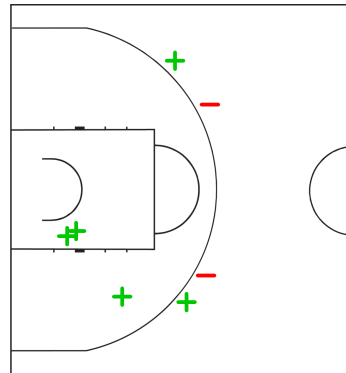
	Q1		Q2		Q3		Q4	
USA	15	28	38	57	76	94	102	120
MLI	5	12	17	20	22	28	30	32

USA - United States

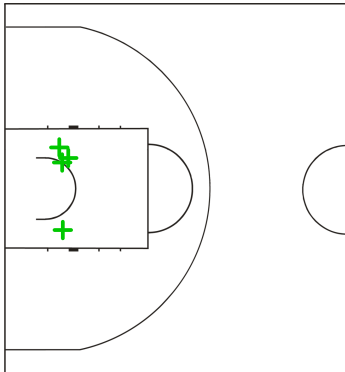
10 HOOPER Jordan



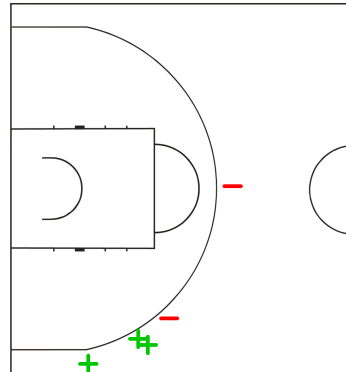
11 LEWIS Kaleena



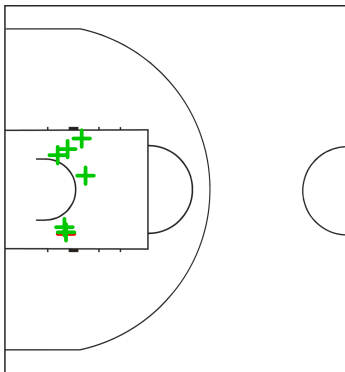
12 GRAY Reshanda



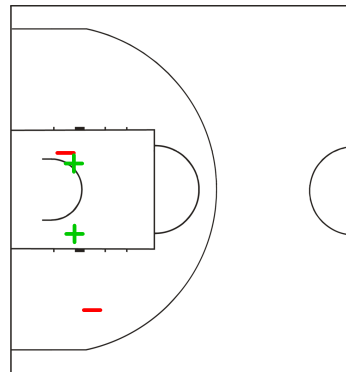
13 LISTON Patricia



14 HARBERTS Cassandra



15 PLAISANCE Theresa



LEGEND

+ Shot Made

-

Shot Missed

Timing and Data Handling by Tissot



Game No: 4

Shot Chart

Схема бросков

USA 120 vs 32 MLI

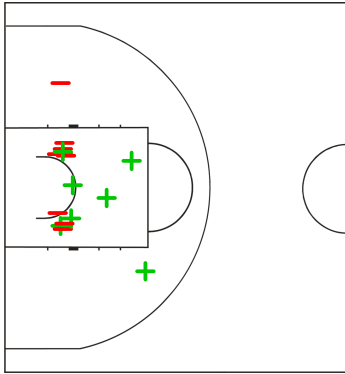
(28 - 12, 29 - 8, 37 - 8, 26 - 4)

Scoring by 5 min intervals:

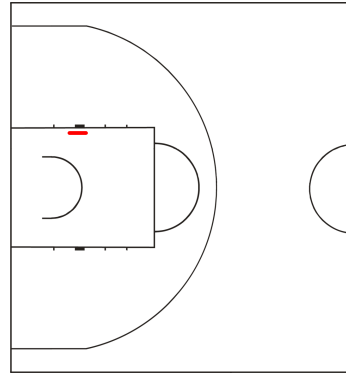
	Q1		Q2		Q3		Q4	
USA	15	28	38	57	76	94	102	120
MLI	5	12	17	20	22	28	30	32

MLI - Mali

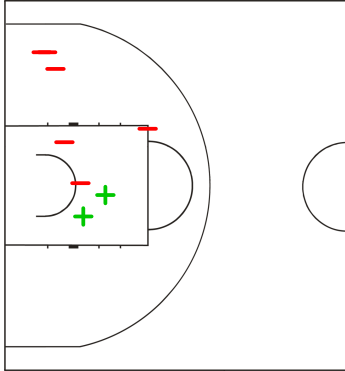
10 MARIKO Aminata



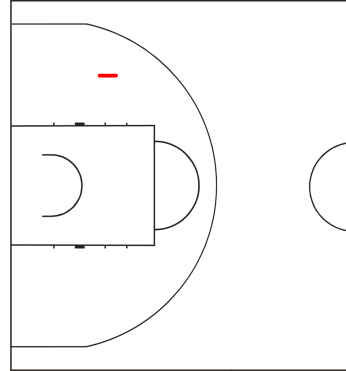
12 SININTA MARIAM Dite G.



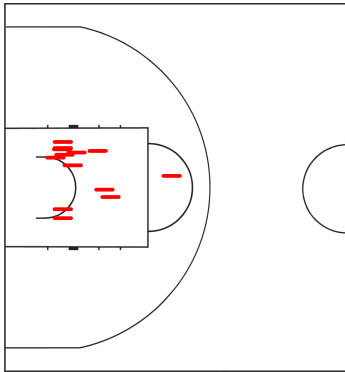
13 TOLO Aissata



14 FOMBA Aissata



15 TOURE Farima



LEGEND

+ Shot Made - Shot Missed

Timing and Data Handling by Tissot



Game No: 4

Lineup Analysis

Анализ

USA 120 vs 32 MLI

USA

Lineup efficiency

4 Sims O	6 Hartley B	10 Hooper J	11 Lewis K	14 HARBERTS C	5:24
4 Sims O	6 Hartley B	7 ELLENBERG-WILEY A	11 Lewis K	15 Plaisance T	5:11
5 Massengale A	8 Schimmel S	9 Bradford C	10 Hooper J	12 Gray R	4:36
4 Sims O	8 Schimmel S	9 Bradford C	10 Hooper J	14 HARBERTS C	2:41
5 Massengale A	8 Schimmel S	9 Bradford C	13 Liston P	14 HARBERTS C	2:33
7 ELLENBERG-WILEY A	8 Schimmel S	11 Lewis K	12 Gray R	13 Liston P	2:12
4 Sims O	6 Hartley B	7 ELLENBERG-WILEY A	13 Liston P	14 HARBERTS C	1:54
5 Massengale A	9 Bradford C	13 Liston P	14 HARBERTS C	15 Plaisance T	1:43
4 Sims O	6 Hartley B	11 Lewis K	13 Liston P	14 HARBERTS C	1:41
7 ELLENBERG-WILEY A	8 Schimmel S	9 Bradford C	10 Hooper J	15 Plaisance T	1:39
5 Massengale A	6 Hartley B	11 Lewis K	13 Liston P	14 HARBERTS C	1:35
5 Massengale A	8 Schimmel S	9 Bradford C	12 Gray R	13 Liston P	1:27
7 ELLENBERG-WILEY A	8 Schimmel S	9 Bradford C	11 Lewis K	12 Gray R	1:26
6 Hartley B	8 Schimmel S	10 Hooper J	11 Lewis K	14 HARBERTS C	1:24
5 Massengale A	8 Schimmel S	9 Bradford C	14 HARBERTS C	15 Plaisance T	1:03
4 Sims O	7 ELLENBERG-WILEY A	8 Schimmel S	13 Liston P	14 HARBERTS C	1:03
5 Massengale A	6 Hartley B	13 Liston P	14 HARBERTS C	15 Plaisance T	0:40
4 Sims O	8 Schimmel S	10 Hooper J	11 Lewis K	14 HARBERTS C	0:38
4 Sims O	6 Hartley B	11 Lewis K	13 Liston P	15 Plaisance T	0:37
4 Sims O	6 Hartley B	7 ELLENBERG-WILEY A	11 Lewis K	14 HARBERTS C	0:33

Score development

4 Sims O	6 Hartley B	10 Hooper J	11 Lewis K	14 HARBERTS C	5:24	+16
4 Sims O	6 Hartley B	7 ELLENBERG-WILEY A	11 Lewis K	15 Plaisance T	5:11	+10
4 Sims O	6 Hartley B	11 Lewis K	13 Liston P	14 HARBERTS C	1:41	+8
7 ELLENBERG-WILEY A	8 Schimmel S	11 Lewis K	12 Gray R	13 Liston P	2:12	+7
5 Massengale A	8 Schimmel S	9 Bradford C	12 Gray R	13 Liston P	1:27	+6
5 Massengale A	8 Schimmel S	9 Bradford C	10 Hooper J	12 Gray R	4:36	+6
6 Hartley B	8 Schimmel S	10 Hooper J	11 Lewis K	14 HARBERTS C	1:24	+5
7 ELLENBERG-WILEY A	8 Schimmel S	9 Bradford C	10 Hooper J	15 Plaisance T	1:39	+5
4 Sims O	6 Hartley B	7 ELLENBERG-WILEY A	13 Liston P	14 HARBERTS C	1:54	+5
4 Sims O	6 Hartley B	7 ELLENBERG-WILEY A	11 Lewis K	14 HARBERTS C	0:33	+4
5 Massengale A	8 Schimmel S	9 Bradford C	14 HARBERTS C	15 Plaisance T	1:03	+4
7 ELLENBERG-WILEY A	8 Schimmel S	9 Bradford C	11 Lewis K	12 Gray R	1:26	+4
5 Massengale A	9 Bradford C	13 Liston P	14 HARBERTS C	15 Plaisance T	1:43	+4
5 Massengale A	8 Schimmel S	9 Bradford C	13 Liston P	14 HARBERTS C	2:33	+4
5 Massengale A	6 Hartley B	13 Liston P	14 HARBERTS C	15 Plaisance T	0:40	+2
4 Sims O	7 ELLENBERG-WILEY A	8 Schimmel S	13 Liston P	14 HARBERTS C	1:03	+2
4 Sims O	6 Hartley B	11 Lewis K	13 Liston P	15 Plaisance T	0:37	0
4 Sims O	8 Schimmel S	10 Hooper J	11 Lewis K	14 HARBERTS C	0:38	0
4 Sims O	8 Schimmel S	9 Bradford C	10 Hooper J	14 HARBERTS C	2:41	0
5 Massengale A	6 Hartley B	11 Lewis K	13 Liston P	14 HARBERTS C	1:35	-4



Game No: 4

Lineup Analysis

Анализ

MLI

Lineup efficiency

5 Keita A	8 Konate A	9 Sissoko A	10 Mariko A	15 Toure F	7:00
4 Diallo A	8 Konate A	9 Sissoko A	10 Mariko A	15 Toure F	6:03
8 Konate A	9 Sissoko A	10 Mariko A	13 Tolo A	15 Toure F	5:30
4 Diallo A	6 Diakite R	7 Cisse R	12 SININTA MARIAM D	13 Tolo A	4:27
4 Diallo A	9 Sissoko A	10 Mariko A	13 Tolo A	15 Toure F	3:34
4 Diallo A	6 Diakite R	8 Konate A	10 Mariko A	15 Toure F	2:56
4 Diallo A	5 Keita A	8 Konate A	9 Sissoko A	15 Toure F	2:33
7 Cisse R	8 Konate A	9 Sissoko A	12 SININTA MARIAM D	15 Toure F	2:23
4 Diallo A	5 Keita A	6 Diakite R	10 Mariko A	15 Toure F	2:12
4 Diallo A	7 Cisse R	8 Konate A	10 Mariko A	14 Fomba A	1:49
4 Diallo A	7 Cisse R	10 Mariko A	13 Tolo A	14 Fomba A	0:42
4 Diallo A	5 Keita A	9 Sissoko A	10 Mariko A	15 Toure F	0:32
4 Diallo A	6 Diakite R	8 Konate A	10 Mariko A	14 Fomba A	0:19

Score development

4 Diallo A	7 Cisse R	8 Konate A	10 Mariko A	14 Fomba A	1:49	+2
4 Diallo A	5 Keita A	9 Sissoko A	10 Mariko A	15 Toure F	0:32	-1
4 Diallo A	6 Diakite R	8 Konate A	10 Mariko A	14 Fomba A	0:19	-2
4 Diallo A	7 Cisse R	10 Mariko A	13 Tolo A	14 Fomba A	0:42	-4
4 Diallo A	9 Sissoko A	10 Mariko A	13 Tolo A	15 Toure F	3:34	-4
4 Diallo A	6 Diakite R	8 Konate A	10 Mariko A	15 Toure F	2:56	-5
7 Cisse R	8 Konate A	9 Sissoko A	12 SININTA MARIAM D	15 Toure F	2:23	-6
4 Diallo A	5 Keita A	6 Diakite R	10 Mariko A	15 Toure F	2:12	-7
4 Diallo A	5 Keita A	8 Konate A	9 Sissoko A	15 Toure F	2:33	-8
4 Diallo A	6 Diakite R	7 Cisse R	12 SININTA MARIAM D	13 Tolo A	4:27	-10
8 Konate A	9 Sissoko A	10 Mariko A	13 Tolo A	15 Toure F	5:30	-11
4 Diallo A	8 Konate A	9 Sissoko A	10 Mariko A	15 Toure F	6:03	-14
5 Keita A	8 Konate A	9 Sissoko A	10 Mariko A	15 Toure F	7:00	-18

LEGEND

+ Shot Made - Shot Missed

Timing and Data Handling by Tissot



Game No: 13

Start List

Стартовый список

BRA vs MLI

Referee: BUKURESTI Laszlo Lorand (ROU)

Umpire: LASUIK Karen (CAN) / RODSAND Torkild (NOR)

BRA - Brazil

No.	Name	Pos	Height m / ft in	Age	Current Games Statistics						
					PPG	FG%	3FG%	FT%	RPG	APG	MPG (GP)
4	SILVA Ariane		1.70/5'7"	24	11.0	42	0	50	2.0	3.0	27:36 (1)
5	NASCIMENTO Monica		1.90/6'3"	22	11.0	63	50	0	7.0	0.0	28:14 (1)
6	SOUZA Luana		1.76/5'9"	21	19.0	50	60	67	1.0	2.0	32:07 (1)
7	ZABANI Leila		1.80/5'11"	22	14.0	38	80	0	3.0	3.0	29:55 (1)
8	GRACIANO Ana		1.76/5'9"	24	0.0				0.0	0.0	2:21 (1)
9	ARANTES Andressa		1.85/6'1"	22	3.0	33		50	5.0	1.0	9:00 (1)
10	FREDIANI Thaissa		1.65/5'5"	24	0.0				0.0	0.0	9:01 (1)
11	FERREIRA Leidilania		1.87/6'2"	22	2.0	20	0		9.0	2.0	28:57 (1)
12	VASCONCELLOS Ingrid		1.85/6'1"	19	0.0				0.0	0.0	7:09 (1)
13	SIRTOLI Jennifer	F	1.84/6'0"	21	3.0	100	100		1.0	0.0	14:17 (1)
14	CICIARTE Maila		1.60/5'3"	20	0.0				1.0	0.0	9:27 (1)
15	ROCHA Dominick		1.83/6'0"	24	0.0	0			0.0	0.0	1:56 (1)
Team			1.78/5'10"	22.1	63.0	44	53	36	33.0	11.0	
Coach		CAMARGO NETO Joao									
Assistant Coach		LUZ Cintia									

BRA Played		
PR	CZE	63 - 86
PR	MLI	9 JUL
PR	USA	10 JUL


MLI - Mali

No.	Name	Pos	Height m / ft in	Age	Current Games Statistics						
					PPG	FG%	3FG%	FT%	RPG	APG	MPG (GP)
4	DIALLO Awa	G	1.58/5'2"	22	3.0	10	13		1.0	2.0	25:07 (1)
5	KEITA Aminata	F	1.75/5'9"	21	0.0	0	0		2.0	0.0	12:17 (1)
6	DIAKITE Rokiatou	F	1.68/5'6"	22	0.0	0	0		0.0	0.0	9:54 (1)
7	CISSE Rokia	F	1.80/5'11"	20	0.0	0			1.0	1.0	9:21 (1)
8	KONATE Aminata	F	1.80/5'11"	21	5.0	50	100		3.0	1.0	28:33 (1)
9	SISSOKO Aminata	G	1.70/5'7"	22	0.0	0			4.0	1.0	27:35 (1)
10	MARIKO Aminata	C	1.85/6'1"	23	15.0	44		50	1.0	0.0	30:37 (1)
12	SININTA MARIAM Dite G.	F	1.70/5'7"	23	0.0	0			0.0	0.0	6:50 (1)
13	TOLO Aissata	F	1.78/5'10"	22	4.0	25			3.0	0.0	14:13 (1)
14	FOMBA Aissata	G	1.76/5'9"	19	0.0	0			0.0	0.0	2:50 (1)
15	TOURE Farima	C	1.83/6'0"	19	5.0	0		83	4.0	2.0	32:43 (1)
Team			1.75/5'9"	21.3	32.0	19	17	75	21.0	7.0	
Coach		SOU MARE Babakar									
Assistant Coach		SANOGO Terumba									

MLI Played		
PR	USA	32 - 120
PR	BRA	9 JUL
PR	CZE	10 JUL

LEGEND

(1) Point Guard	(2) Shooting Guard	(3) Small Forward	(4) Power Forward	(5) Centre
(C) Captain	3FG% 3 Points Field Goals %	APG Assists per Game	C Centre	F Forward
FG% Field Goals %	FT% Free Throws %	G Guard	GP Games Played	MPG Minutes Played per Game
Pos Playing Position	PPG Points per Game	PR Preliminary Round	RPG Rebounds per Game	

Timing and Results provided by  TISSOT



Game No: 13

Results
Результаты

Attendance: 67

Match Duration: 1:35

BRA 78 vs 51 MLI
(19:12, 14:14, 26:10, 19:15)

Referee: BUKURESTI Laszlo Lorand (ROU)

Commissioner:

Umpire: LASUIK Karen (CAN) / RODSAND Torkild (NOR)

Scoring by 5 min intervals:	BRA	Q1		Q2		Q3		Q4	
		10	19	27	33	45	59	67	78
	MLI	6	12	18	26	33	36	43	51

BRA - Brazil

No.	Name	MIN	Field Goals		2 Points		3 Points		Free Throws		Rebounds			AS	TO	ST	BS	PF	FD	PTS
			M/A	%	M/A	%	M/A	%	M/A	%	OR	DR	TOT							
*4	SILVA Ariane	30:46	3/8	38	2/3	67	1/5	20	5/6	83	1	5	6	1	3	1	0	1	6	12
*5	NASCIMENTO Monica	28:43	6/13	46	6/11	55	0/2	0	1/2	50	2	4	6	0	2	0	0	1	2	13
*6	SOUZA Luana	28:19	4/15	27	3/12	25	1/3	33	2/2	100	1	2	3	0	3	0	0	3	3	11
7	ZABANI Leila	0:00	0/0	0	0/0	0	0/0	0	0/0	0	0	0	0	0	0	0	0	0	0	0
8	GRACIANO Ana	18:12	3/4	75	3/4	75	0/0	0	3/4	75	0	3	3	1	2	1	0	1	2	9
9	ARANTES Addressa	12:51	2/2	100	2/2	100	0/0	0	1/2	50	0	1	1	0	2	0	0	1	1	5
*10	FREDIANI Thaissa	25:01	3/10	30	3/8	38	0/2	0	1/2	50	1	3	4	3	1	6	0	2	4	7
*11	FERREIRA Leidiliana	10:50	2/3	67	1/1	100	1/2	50	0/0	0	0	4	4	0	0	1	0	3	0	5
12	VASCONCELLOS Ingrid	19:38	2/2	100	2/2	100	0/0	0	3/6	50	3	3	6	1	2	0	0	2	3	7
13	SIRTOLI Jennifer	4:31	0/0	0	0/0	0	0/0	0	0/0	0	0	2	2	1	0	0	0	0	0	0
14	CICIARTE Maila	13:11	2/2	100	2/2	100	0/0	0	2/3	67	0	1	1	3	1	4	0	3	3	6
15	ROCHA Dominick	7:58	1/2	50	1/1	100	0/1	0	1/1	100	1	2	3	0	2	2	0	1	1	3
Team / Coach											1	3	4							
Totals			28/61	46	25/46	54	3/15	20	19/28	68	10	33	43	10	18	15	0	18	25	78
Coach		CAMARGO NETO Joao																		
Assistant Coach		LUZ Cintia																		

MLI - Mali

No.	Name	MIN	Field Goals		2 Points		3 Points		Free Throws		Rebounds			AS	TO	ST	BS	PF	FD	PTS
			M/A	%	M/A	%	M/A	%	M/A	%	OR	DR	TOT							
*4	DIALLO Awa	33:35	1/11	9	0/5	0	1/6	17	3/3	100	0	0	0	1	2	2	0	3	4	6
5	KEITA Aminata	4:33	0/0	0	0/0	0	0/0	0	0/0	0	1	0	1	0	0	0	0	1	0	0
6	DIAKITE Rokiatou	8:40	0/1	0	0/1	0	0/0	0	1/2	50	0	1	1	0	0	0	0	2	2	1
7	CISSE Rokia	1:44	1/1	100	1/1	100	0/0	0	0/0	0	0	0	0	0	2	0	0	2	0	2
8	KONATE Aminata	21:12	2/11	18	2/7	29	0/4	0	0/0	0	1	0	1	1	3	0	0	3	0	4
*9	SISSOKO Aminata	34:37	7/12	58	6/10	60	1/2	50	2/2	100	1	3	4	0	2	2	1	2	4	17
*10	MARIKO Aminata	26:47	4/8	50	4/7	57	0/1	0	0/2	0	3	9	12	1	7	1	0	4	2	8
12	SININTA MARIAM Dite G.	16:01	0/3	0	0/2	0	0/1	0	0/0	0	1	2	3	0	3	1	0	1	1	0
*13	TOLO Aissata	13:39	1/4	25	1/3	33	0/1	0	0/0	0	2	3	5	0	2	0	0	2	1	2
14	FOMBA Aissata	0:56	0/0	0	0/0	0	0/0	0	0/0	0	0	0	0	0	2	0	0	2	0	0
*15	TOURE Farima	38:16	4/12	33	4/10	40	0/2	0	3/6	50	2	5	7	1	1	0	0	3	4	11
Team / Coach											1	3	4		1					
Totals			20/63	32	18/46	39	2/17	12	9/15	60	12	26	38	4	25	6	1	25	18	51
Coach		SOUWARE Babakar																		
Assistant Coach		SANOGO Terumba																		

	BRA	MLI
Points from Turnovers	12	10
Points in the Paint	46	22
Second Chance Points	2	4
Fast Break Points	0	0

	BRA	MLI
Biggest Lead	27	3
Biggest Scoring Run	8-0 (27-14)	6-0 (27-20)
Lead Changes	1	
Times Tied	0	

LEGEND			
%	Shooting Percentage	(C)	Captain
BS	Blocked Shots	DR	Defensive Rebounds
OR	Offensive Rebounds	OTx	Overtime
S	Suspended	ST	Steals
(I)	Injured	FD	Fouls Drawn
		PF	Fouls
		TO	Turnovers
*	Starters	M/A	Made / Attempts
		PTS	Points
		TOT	Total Rebounds
AS	Assists	MIN	Minutes Played
		Qx	Quarter Time

Timing and Results provided by TISSOT



Game No: 13

Shot Chart
Схема бросков

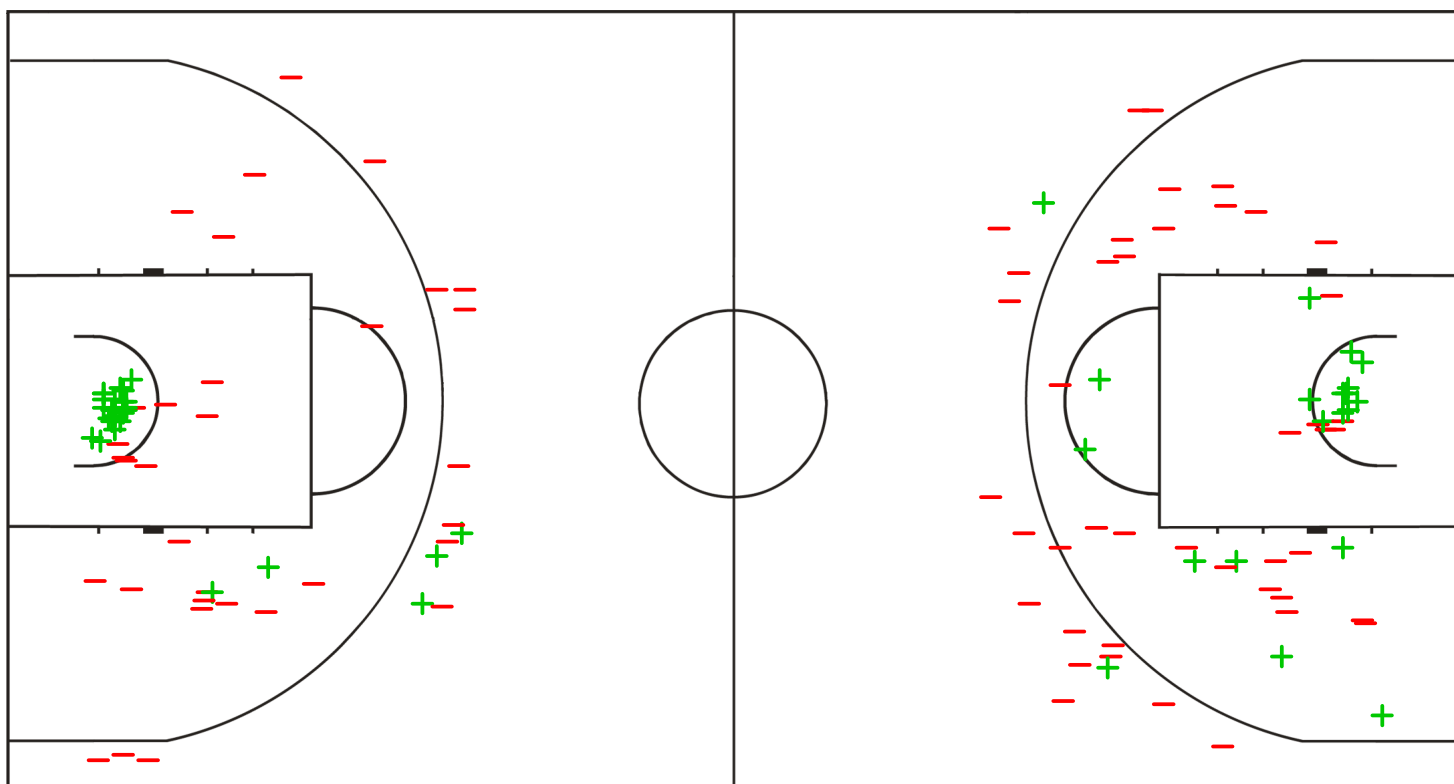
BRA 78 vs 51 MLI
(19 - 12, 14 - 14, 26 - 10, 19 - 15)

Scoring by 5 min intervals:

	Q1		Q2		Q3		Q4	
BRA	10	19	27	33	45	59	67	78
MLI	6	12	18	26	33	36	43	51

BRA - Brazil

MLI - Mali



LEGEND

+ Shot Made

- Shot Missed

Timing and Results provided by **TISSOT**



Game No: 13

Shot Chart
Схема бросков

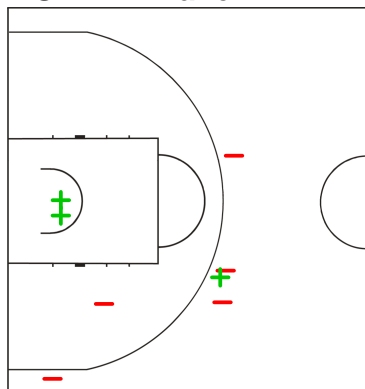
BRA 78 vs 51 MLI
(19 - 12, 14 - 14, 26 - 10, 19 - 15)

Scoring by 5 min intervals:

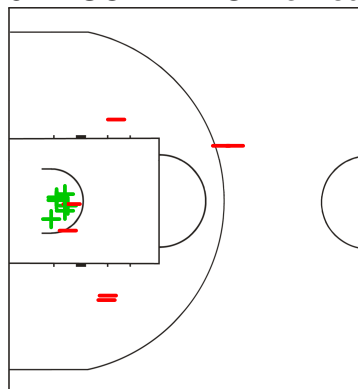
	Q1		Q2		Q3		Q4	
BRA	10	19	27	33	45	59	67	78
MLI	6	12	18	26	33	36	43	51

BRA - Brazil

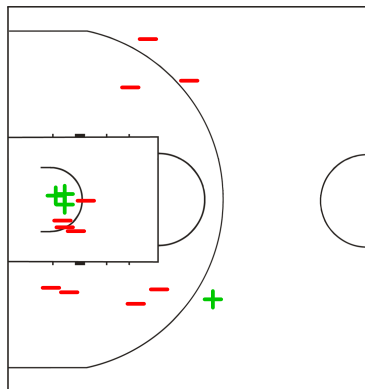
4 SILVA Ariane



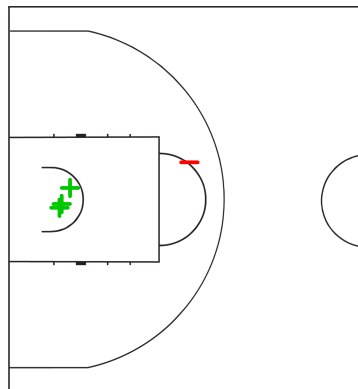
5 NASCIMENTO Monica



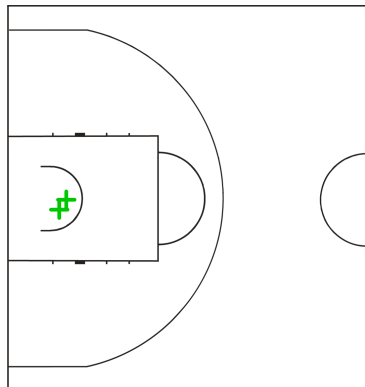
6 SOUZA Luana



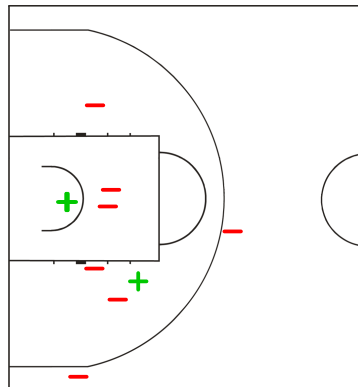
8 GRACIANO Ana



9 ARANTES Andressa



10 FREDIANI Thaissa



LEGEND

+ Shot Made

-

Shot Missed

Timing and Results provided by **TISSOT**



Game No: 13

Shot Chart
Схема бросков

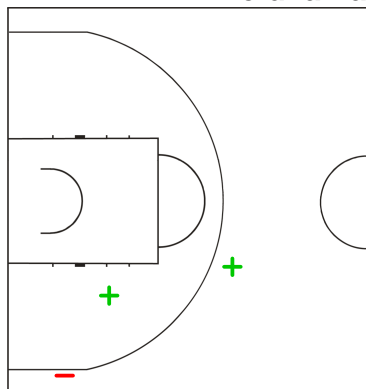
BRA 78 vs 51 MLI
(19 - 12, 14 - 14, 26 - 10, 19 - 15)

Scoring by 5 min intervals:

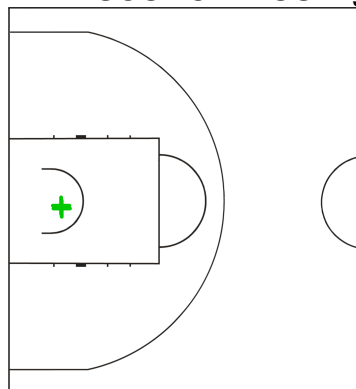
	Q1		Q2		Q3		Q4	
BRA	10	19	27	33	45	59	67	78
MLI	6	12	18	26	33	36	43	51

BRA - Brazil

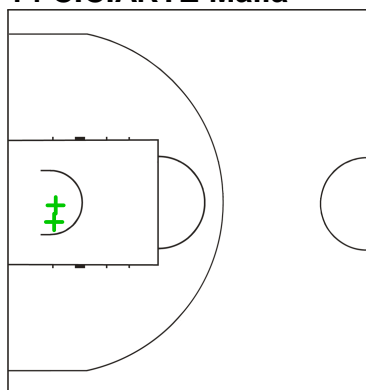
11 FERREIRA Leidilania



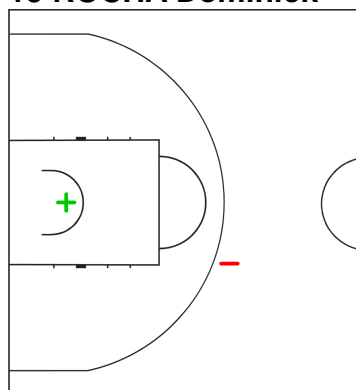
12 VASCONCELLOS Ingrid



14 CICIARTE Maila



15 ROCHA Dominick



LEGEND

+ Shot Made

- Shot Missed

Timing and Results provided by **TISSOT**



Game No: 13

Shot Chart
Схема бросков

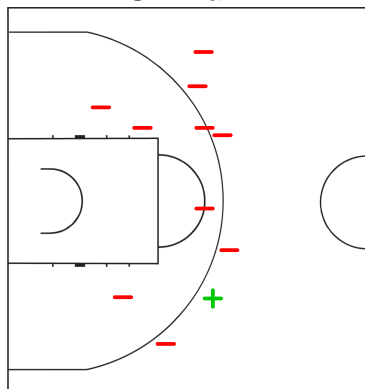
BRA 78 vs 51 MLI
(19 - 12, 14 - 14, 26 - 10, 19 - 15)

Scoring by 5 min intervals:

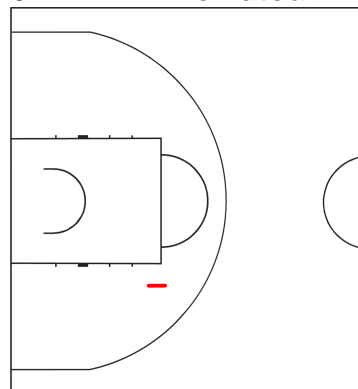
	Q1		Q2		Q3		Q4	
BRA	10	19	27	33	45	59	67	78
MLI	6	12	18	26	33	36	43	51

MLI - Mali

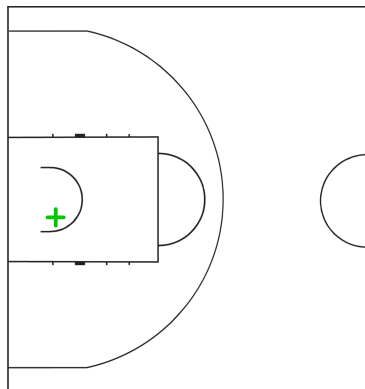
4 DIALLO Awa



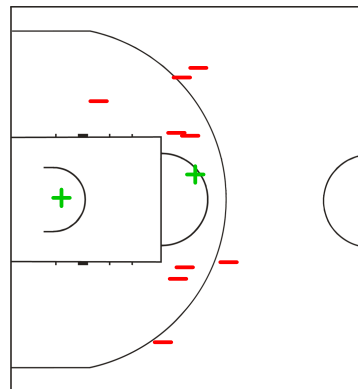
6 DIAKITE Rokiatou



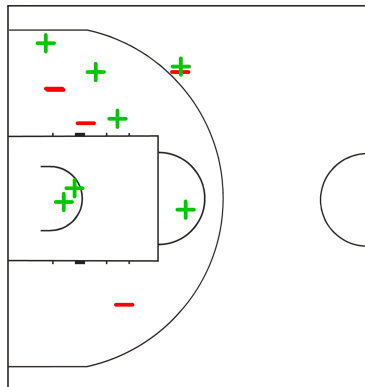
7 CISSE Rokia



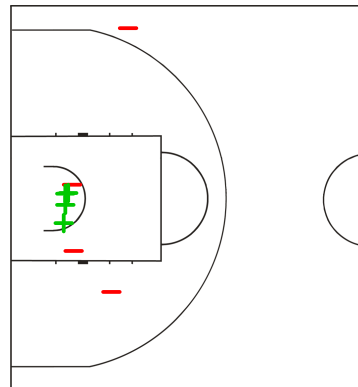
8 KONATE Aminata



9 SISSOKO Aminata



10 MARIKO Aminata



LEGEND

+ Shot Made - Shot Missed



Game No: 13

Lineup Analysis

Анализ

BRA 78 vs 51 MLI

BRA

Lineup efficiency

4	SILVA A	5	NASCIMENTO M	6	SOUZA L	12	VASCONCELLOS I	14	CICIARTE M	6:15
4	SILVA A	5	NASCIMENTO M	6	SOUZA L	9	ARANTES A	10	FREDIANI T	3:50
4	SILVA A	5	NASCIMENTO M	6	SOUZA L	8	GRACIANO A	11	FERREIRA L	3:45
4	SILVA A	5	NASCIMENTO M	6	SOUZA L	10	FREDIANI T	11	FERREIRA L	3:33
4	SILVA A	8	GRACIANO A	9	ARANTES A	10	FREDIANI T	12	VASCONCELLOS I	3:13
8	GRACIANO A	9	ARANTES A	10	FREDIANI T	12	VASCONCELLOS I	13	SIRTOLI J	3:04
4	SILVA A	5	NASCIMENTO M	6	SOUZA L	10	FREDIANI T	15	ROCHA D	2:55
4	SILVA A	5	NASCIMENTO M	6	SOUZA L	14	CICIARTE M	15	ROCHA D	2:47
5	NASCIMENTO M	6	SOUZA L	8	GRACIANO A	10	FREDIANI T	12	VASCONCELLOS I	2:46
4	SILVA A	6	SOUZA L	10	FREDIANI T	11	FERREIRA L	15	ROCHA D	2:16
8	GRACIANO A	9	ARANTES A	10	FREDIANI T	12	VASCONCELLOS I	14	CICIARTE M	1:57
5	NASCIMENTO M	8	GRACIANO A	10	FREDIANI T	12	VASCONCELLOS I	13	SIRTOLI J	1:27
4	SILVA A	5	NASCIMENTO M	8	GRACIANO A	11	FERREIRA L	14	CICIARTE M	1:04
4	SILVA A	8	GRACIANO A	9	ARANTES A	12	VASCONCELLOS I	14	CICIARTE M	0:47
4	SILVA A	5	NASCIMENTO M	6	SOUZA L	11	FERREIRA L	14	CICIARTE M	0:12
4	SILVA A	5	NASCIMENTO M	8	GRACIANO A	12	VASCONCELLOS I	14	CICIARTE M	0:09

Score development

4	SILVA A	5	NASCIMENTO M	6	SOUZA L	14	CICIARTE M	15	ROCHA D	2:47	+7
4	SILVA A	8	GRACIANO A	9	ARANTES A	10	FREDIANI T	12	VASCONCELLOS I	3:13	+6
4	SILVA A	5	NASCIMENTO M	6	SOUZA L	10	FREDIANI T	11	FERREIRA L	3:33	+5
8	GRACIANO A	9	ARANTES A	10	FREDIANI T	12	VASCONCELLOS I	14	CICIARTE M	1:57	+4
8	GRACIANO A	9	ARANTES A	10	FREDIANI T	12	VASCONCELLOS I	13	SIRTOLI J	3:04	+3
4	SILVA A	8	GRACIANO A	9	ARANTES A	12	VASCONCELLOS I	14	CICIARTE M	0:47	+2
5	NASCIMENTO M	8	GRACIANO A	10	FREDIANI T	12	VASCONCELLOS I	13	SIRTOLI J	1:27	+2
5	NASCIMENTO M	6	SOUZA L	8	GRACIANO A	10	FREDIANI T	12	VASCONCELLOS I	2:46	+2
4	SILVA A	5	NASCIMENTO M	6	SOUZA L	8	GRACIANO A	11	FERREIRA L	3:45	+2
4	SILVA A	5	NASCIMENTO M	8	GRACIANO A	12	VASCONCELLOS I	14	CICIARTE M	0:09	0
4	SILVA A	5	NASCIMENTO M	6	SOUZA L	11	FERREIRA L	14	CICIARTE M	0:12	0
4	SILVA A	5	NASCIMENTO M	8	GRACIANO A	11	FERREIRA L	14	CICIARTE M	1:04	0
4	SILVA A	6	SOUZA L	10	FREDIANI T	11	FERREIRA L	15	ROCHA D	2:16	0
4	SILVA A	5	NASCIMENTO M	6	SOUZA L	12	VASCONCELLOS I	14	CICIARTE M	6:15	-1
4	SILVA A	5	NASCIMENTO M	6	SOUZA L	10	FREDIANI T	15	ROCHA D	2:55	-2
4	SILVA A	5	NASCIMENTO M	6	SOUZA L	9	ARANTES A	10	FREDIANI T	3:50	-3



Game No: 13

Lineup Analysis

Анализ

MLI

Lineup efficiency


4	DIALLO A	9	SISSOKO A	10	MARIKO A	13	TOLO A	15	TOURE F	7:39
4	DIALLO A	9	SISSOKO A	10	MARIKO A	12	SININTA MARIAM D	15	TOURE F	7:00
4	DIALLO A	6	DIAKITE R	8	KONATE A	9	SISSOKO A	15	TOURE F	6:24
4	DIALLO A	8	KONATE A	9	SISSOKO A	10	MARIKO A	15	TOURE F	3:29
4	DIALLO A	8	KONATE A	9	SISSOKO A	13	TOLO A	15	TOURE F	2:52
4	DIALLO A	5	KEITA A	10	MARIKO A	12	SININTA MARIAM D	15	TOURE F	2:36
6	DIAKITE R	8	KONATE A	9	SISSOKO A	12	SININTA MARIAM D	15	TOURE F	2:16
4	DIALLO A	8	KONATE A	10	MARIKO A	13	TOLO A	15	TOURE F	1:51
5	KEITA A	9	SISSOKO A	10	MARIKO A	12	SININTA MARIAM D	15	TOURE F	1:33
4	DIALLO A	7	CISSE R	8	KONATE A	9	SISSOKO A	13	TOLO A	1:17
8	KONATE A	9	SISSOKO A	10	MARIKO A	12	SININTA MARIAM D	15	TOURE F	1:16
8	KONATE A	10	MARIKO A	12	SININTA MARIAM D	14	FOMBA A	15	TOURE F	0:56
4	DIALLO A	7	CISSE R	8	KONATE A	9	SISSOKO A	10	MARIKO A	0:27
5	KEITA A	8	KONATE A	9	SISSOKO A	12	SININTA MARIAM D	15	TOURE F	0:24

Score development

8	KONATE A	9	SISSOKO A	10	MARIKO A	12	SININTA MARIAM D	15	TOURE F	1:16	+6
4	DIALLO A	5	KEITA A	10	MARIKO A	12	SININTA MARIAM D	15	TOURE F	2:36	+4
5	KEITA A	8	KONATE A	9	SISSOKO A	12	SININTA MARIAM D	15	TOURE F	0:24	+2
4	DIALLO A	8	KONATE A	9	SISSOKO A	10	MARIKO A	15	TOURE F	3:29	+2
4	DIALLO A	7	CISSE R	8	KONATE A	9	SISSOKO A	10	MARIKO A	0:27	-1
5	KEITA A	9	SISSOKO A	10	MARIKO A	12	SININTA MARIAM D	15	TOURE F	1:33	0
6	DIAKITE R	8	KONATE A	9	SISSOKO A	12	SININTA MARIAM D	15	TOURE F	2:16	0
8	KONATE A	10	MARIKO A	12	SININTA MARIAM D	14	FOMBA A	15	TOURE F	0:56	-2
4	DIALLO A	7	CISSE R	8	KONATE A	9	SISSOKO A	13	TOLO A	1:17	-3
4	DIALLO A	8	KONATE A	9	SISSOKO A	13	TOLO A	15	TOURE F	2:52	-4
4	DIALLO A	8	KONATE A	10	MARIKO A	13	TOLO A	15	TOURE F	1:51	-5
4	DIALLO A	9	SISSOKO A	10	MARIKO A	12	SININTA MARIAM D	15	TOURE F	7:00	-5
4	DIALLO A	9	SISSOKO A	10	MARIKO A	13	TOLO A	15	TOURE F	7:39	-9
4	DIALLO A	6	DIAKITE R	8	KONATE A	9	SISSOKO A	15	TOURE F	6:24	-12

LEGEND

+ Shot Made - Shot Missed

Timing and Results provided by  TISSOT



Game No: 14

Start List

Стартовый список

USA vs CZE

Referee: GYORFFY Pal Attila (HUN)

Umpire: SAREKOSKI Yrjo Johannes (FIN) / MATSUMOTO Kihamu (JPN)

USA - United States

No.	Name	Pos	Height m / ft in	Age	Current Games Statistics						
					PPG	FG%	3FG%	FT%	RPG	APG	MPG (GP)
4	SIMS Odyssey	G	/	20	7.0	75		50	0.0	6.0	19:42 (1)
5	MASSENGALE Ariel	G	/	20	6.0	50	0	100	0.0	3.0	13:37 (1)
6	HARTLEY Bria	G	/	20	17.0	100	100		2.0	5.0	18:59 (1)
7	ELLENBERG-WILEY Aaryn	G	/	20	11.0	44	25	100	1.0	0.0	13:58 (1)
8	SCHIMMEL Shoni	G	/	21	13.0	75	50		3.0	9.0	20:42 (1)
9	BRADFORD Crystal	G	/	19	6.0	43	0		6.0	2.0	17:08 (1)
10	HOOPER Jordan	F	/	21	8.0	43	33	100	8.0	1.0	16:22 (1)
11	LEWIS Kaleena	F	/	19	12.0	71	50		7.0	3.0	20:41 (1)
12	GRAY Reshanda	F	/	20	8.0	100			3.0	0.0	9:41 (1)
13	LISTON Patricia	G	/	21	13.0	60	60	100	2.0	2.0	15:25 (1)
14	HARBERTS Cassandra	F	/	21	14.0	86		100	4.0	1.0	22:52 (1)
15	PLAISANCE Theresa	F	/	21	5.0	50		100	11.0	2.0	10:53 (1)
Team			/	20.3	120.0	66	48	94	54.0	34.0	
Coach		COALE Sherri									
Assistant Coach		GIORGIS Brian									

USA Played		
PR	MLI	120 - 32
PR	CZE	9 JUL
PR	BRA	10 JUL


CZE - Czech Republic

No.	Name	Pos	Height m / ft in	Age	Current Games Statistics						
					PPG	FG%	3FG%	FT%	RPG	APG	MPG (GP)
4	VACKOVA Andrea		1.77/5'10"	23	0.0				0.0	1.0	2:55 (1)
5	NOVOTNA Katerina		1.78/5'10"	23	0.0				0.0	0.0	0:57 (1)
6	ZAPLATOVA Petra		1.75/5'9"	21	5.0	40	0	33	0.0	3.0	19:58 (1)
7	BARTAKOVA Lenka		1.75/5'9"	22	10.0	50	67	50	3.0	3.0	24:55 (1)
8	OVSIKOVA Andrea		1.77/5'10"	24	10.0	67	67		1.0	0.0	23:41 (1)
9	KASPARKOVA Barbora		1.83/6'0"	21	0.0				0.0	0.0	0:00 (0)
10	STARA Michaela		1.74/5'9"	22	18.0	43	50	100	4.0	4.0	34:10 (1)
11	ELHOTOVA Karolina		1.82/6'0"	21	4.0	50	0		2.0	0.0	13:24 (1)
12	ROSENBAUMOVA Klara		1.84/6'0"	23	10.0	42	0		9.0	2.0	26:37 (1)
13	POCHOBRADESKA Klara		1.86/6'1"	24	10.0	57	100		6.0	1.0	21:29 (1)
14	SVRDLIKOVA Pavla		1.85/6'1"	22	6.0	50		100	4.0	1.0	12:19 (1)
15	HANUSOVA Alena		1.90/6'3"	22	13.0	44	0	100	5.0	3.0	19:35 (1)
Team			1.81/5'11"	22.3	86.0	48	45	78	39.0	18.0	
Coach		TREML Petr									
Assistant Coach		VESELY Tomas									

CZE Played		
PR	BRA	86 - 63
PR	USA	9 JUL
PR	MLI	10 JUL

LEGEND

(1) Point Guard	(2) Shooting Guard	(3) Small Forward	(4) Power Forward	(5) Centre
(C) Captain	3FG% 3 Points Field Goals %	APG Assists per Game	C Centre	F Forward
FG% Field Goals %	FT% Free Throws %	G Guard	GP Games Played	MPG Minutes Played per Game
Pos Playing Position	PPG Points per Game	PR Preliminary Round	RPG Rebounds per Game	

Timing and Results provided by  TISSOT



Game No: 14

Results
Результаты

Attendance: 127

Match Duration: 1:33

USA 101 vs 61 CZE
(21:11, 27:16, 30:14, 23:20)

Referee: GYORFFY Pal Attila (HUN) Commissioner:
Umpire: SAREKOSKI Yrjo Johannes (FIN) / MATSUMOTO Kihamu (JPN)

Scoring by 5 min intervals:	USA	Q1	Q2	Q3	Q4				
		13	21	34	48	60	78	88	101
	CZE	7	11	17	27	37	41	53	61

USA - United States

No.	Name	MIN	Field Goals		2 Points		3 Points		Free Throws		Rebounds			AS	TO	ST	BS	PF	FD	PTS
			M/A	%	M/A	%	M/A	%	M/A	%	OR	DR	TOT							
*4	SIMS Odyssey	18:58	4/5	80	3/4	75	1/1	100	4/5	80	0	0	0	6	3	1	0	2	3	13
5	MASSENGALE Ariel	18:48	2/3	67	1/1	100	1/2	50	0/0	0	0	1	1	2	0	2	0	2	0	5
*6	HARTLEY Bria	21:26	1/8	13	1/4	25	0/4	0	5/6	83	1	1	2	5	0	1	0	2	4	7
*7	ELLENBERG-WILEY Aaryn	23:57	5/12	42	3/7	43	2/5	40	0/1	0	1	5	6	0	3	2	0	0	3	12
8	SCHIMMEL Shoni	15:01	3/7	43	3/5	60	0/2	0	0/0	0	0	0	0	0	2	1	0	0	1	6
9	BRADFORD Crystal	13:30	5/8	63	5/7	71	0/1	0	1/2	50	3	4	7	0	1	0	0	2	2	11
10	HOOPER Jordan	13:58	2/5	40	2/5	40	0/0	0	0/0	0	3	4	7	0	0	0	0	2	0	4
*11	LEWIS Kaleena	19:59	8/14	57	7/11	64	1/3	33	2/2	100	1	5	6	0	2	1	0	0	4	19
12	GRAY Reshanda	7:21	0/0	0	0/0	0	0/0	0	0/0	0	1	1	2	0	0	0	0	0	0	0
13	LISTON Patricia	22:00	5/10	50	3/4	75	2/6	33	2/2	100	1	5	6	1	1	2	0	0	1	14
14	HARBERTS Cassandra	15:01	2/3	67	2/3	67	0/0	0	2/2	100	2	1	3	2	0	1	0	3	1	6
*15	PLAISANCE Theresa	10:01	2/3	67	2/3	67	0/0	0	0/0	0	0	3	3	0	1	2	1	1	1	4
Team / Coach											4	0	4							
Totals			39/78	50	32/54	59	7/24	29	16/20	80	17	30	47	16	13	13	1	14	20	101

Coach	COALE Sherri
Assistant Coach	GIORGIS Brian

CZE - Czech Republic

No.	Name	MIN	Field Goals		2 Points		3 Points		Free Throws		Rebounds			AS	TO	ST	BS	PF	FD	PTS
			M/A	%	M/A	%	M/A	%	M/A	%	OR	DR	TOT							
4	VACKOVA Andrea	10:41	2/4	50	2/3	67	0/1	0	0/0	0	0	0	0	0	0	0	0	1	1	4
5	NOVOTNA Katerina	5:56	1/2	50	0/0	0	1/2	50	0/0	0	0	1	1	0	1	0	0	1	0	3
6	ZAPLATOVA Petra	18:39	0/3	0	0/2	0	0/1	0	2/2	100	1	3	4	0	2	0	0	0	3	2
*7	BARTAKOVA Lenka	20:40	1/4	25	0/2	0	1/2	50	0/0	0	1	0	1	3	2	0	0	5	1	3
*8	OVSIKOVA Andrea	26:42	3/7	43	2/6	33	1/1	100	0/0	0	0	1	1	0	2	2	0	2	0	7
9	KASPARKOVA Barbora	0:00	0/0	0	0/0	0	0/0	0	0/0	0	0	0	0	0	0	0	0	0	0	0
*10	STARA Michaela	21:52	0/7	0	0/4	0	0/3	0	0/0	0	1	1	2	3	5	2	0	2	3	0
11	ELHOTOVA Karolina	15:41	1/7	14	1/5	20	0/2	0	0/0	0	0	2	2	0	2	1	0	1	0	2
*12	ROSENBAUMOVA Klara	21:56	3/9	33	2/6	33	1/3	33	0/0	0	0	2	2	1	3	3	0	0	0	7
*13	POCHOBRADSKA Klara	24:55	7/11	64	7/10	70	0/1	0	3/4	75	2	5	7	0	1	1	0	3	3	17
14	SVRDLIKOVA Pavla	13:49	2/3	67	2/3	67	0/0	0	0/1	0	1	0	1	1	1	0	0	1	1	4
15	HANUSOVA Alena	19:09	4/5	80	4/4	100	0/1	0	4/4	100	2	6	8	0	3	0	1	4	2	12
Team / Coach											0	3	3							
Totals			24/62	39	20/45	44	4/17	24	9/11	82	8	24	32	8	22	9	1	20	14	61

Coach	TREML Petr
Assistant Coach	VESELY Tomas

	USA	CZE
Points from Turnovers	21	4
Points in the Paint	52	22
Second Chance Points	13	2
Fast Break Points	0	0

	USA	CZE
Biggest Lead	42	0
Biggest Scoring Run	13-0 (53-27)	6-0 (34-21)
Lead Changes	0	0
Times Tied	0	0

LEGEND			
%	Shooting Percentage	(C)	Captain
BS	Blocked Shots	DR	Defensive Rebounds
OR	Offensive Rebounds	OTx	Overtime
S	Suspended	ST	Steals
(I)	Injured	FD	Fouls Drawn
PF	Fouls	PTS	Points
TO	Turnovers	TOT	Total Rebounds
*	Starters	AS	Assists
M/A	Made / Attempts	MIN	Minutes Played
Qx	Quarter Time		

Timing and Results provided by TISSOT



Game No: 14

Shot Chart
Схема бросков

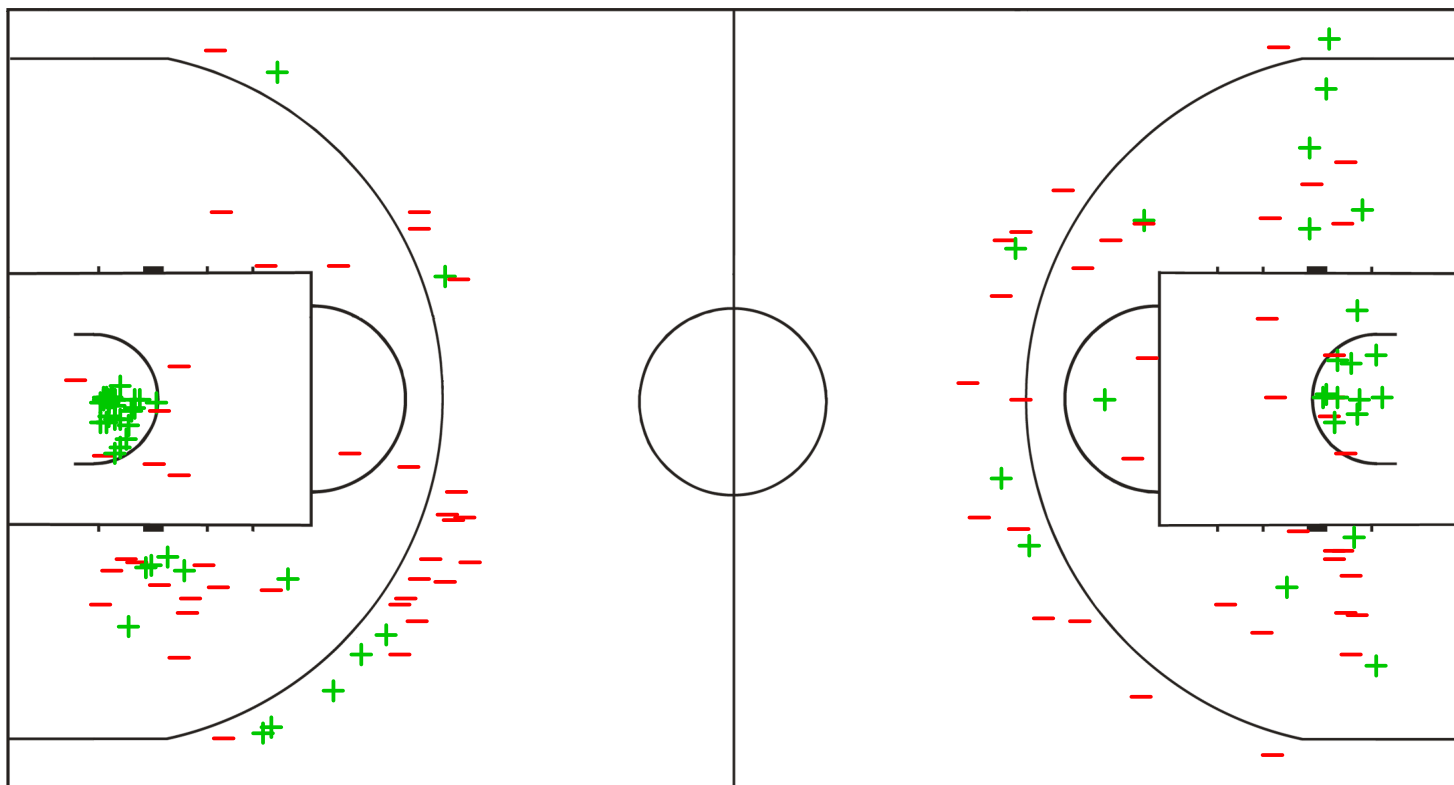
USA 101 vs 61 CZE
(21 - 11, 27 - 16, 30 - 14, 23 - 20)

Scoring by 5 min intervals:

	Q1		Q2		Q3		Q4	
USA	13	21	34	48	60	78	88	101
CZE	7	11	17	27	37	41	53	61

USA - United States

CZE - Czech Republic



LEGEND

+ Shot Made

- Shot Missed

Timing and Results provided by **TISSOT**



Game No: 14

Shot Chart
Схема бросков

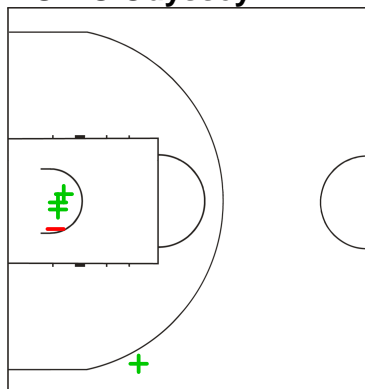
USA 101 vs 61 CZE
(21 - 11, 27 - 16, 30 - 14, 23 - 20)

Scoring by 5 min intervals:

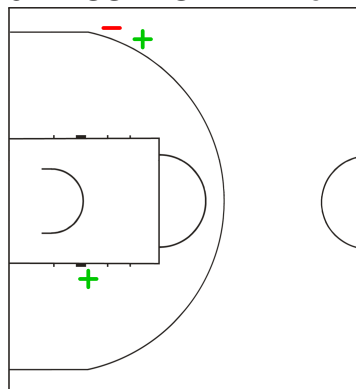
	Q1		Q2		Q3		Q4	
USA	13	21	34	48	60	78	88	101
CZE	7	11	17	27	37	41	53	61

USA - United States

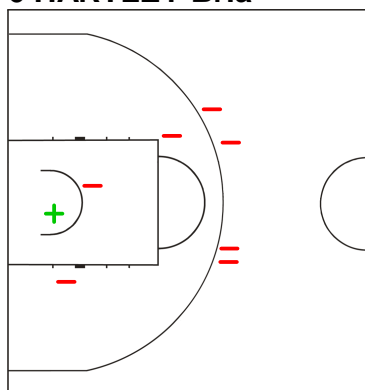
4 SIMS Odyssey



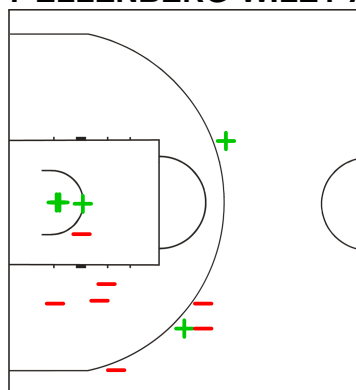
5 MASSENGALE Ariel



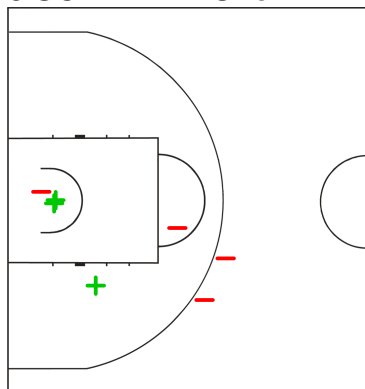
6 HARTLEY Bria



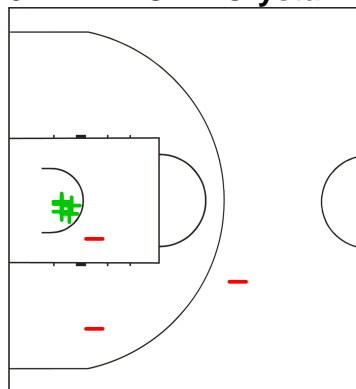
7 ELLENBERG-WILEY Aaryn



8 SCHIMMEL Shoni



9 BRADFORD Crystal



LEGEND

+ Shot Made

-

Shot Missed

Timing and Results provided by TISSOT



Game No: 14

Shot Chart
Схема бросков

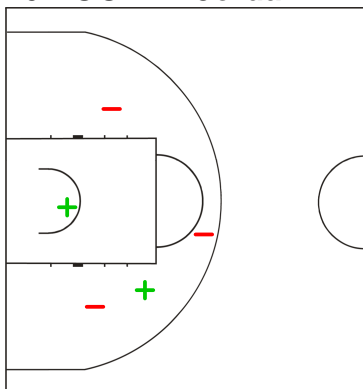
USA 101 vs 61 CZE
(21 - 11, 27 - 16, 30 - 14, 23 - 20)

Scoring by 5 min intervals:

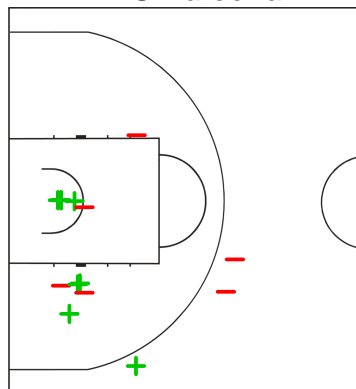
	Q1		Q2		Q3		Q4	
USA	13	21	34	48	60	78	88	101
CZE	7	11	17	27	37	41	53	61

USA - United States

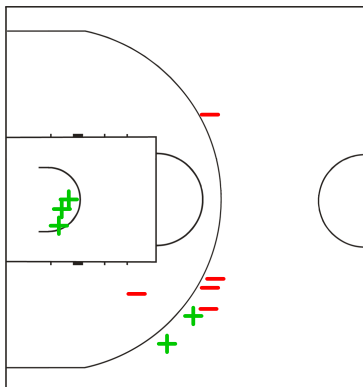
10 HOOPER Jordan



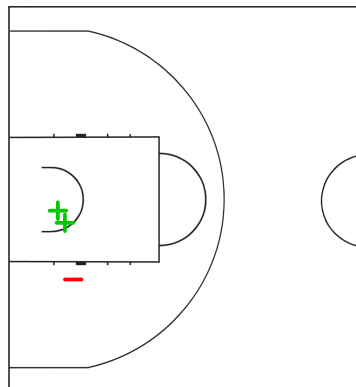
11 LEWIS Kaleena



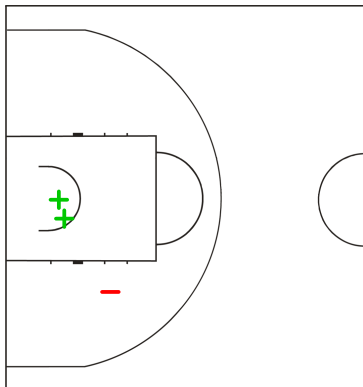
13 LISTON Patricia



14 HARBERTS Cassandra



15 PLAISANCE Theresa



LEGEND

+ Shot Made

-

Shot Missed

Timing and Results provided by **TISSOT**



Game No: 14

Shot Chart
Схема бросков

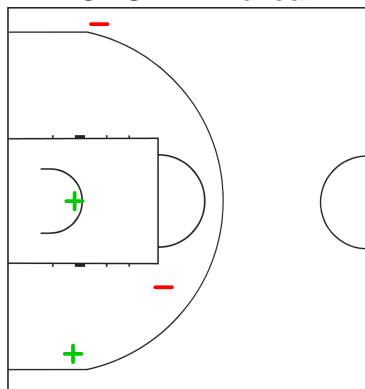
USA 101 vs 61 CZE
(21 - 11, 27 - 16, 30 - 14, 23 - 20)

Scoring by 5 min intervals:

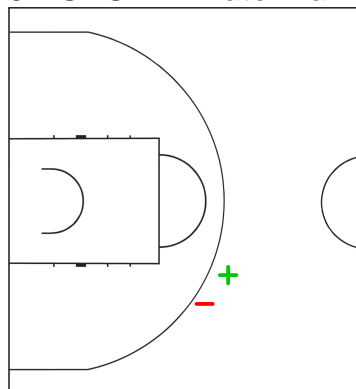
	Q1		Q2		Q3		Q4	
USA	13	21	34	48	60	78	88	101
CZE	7	11	17	27	37	41	53	61

CZE - Czech Republic

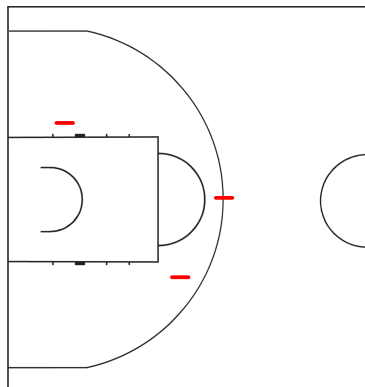
4 VACKOVA Andrea



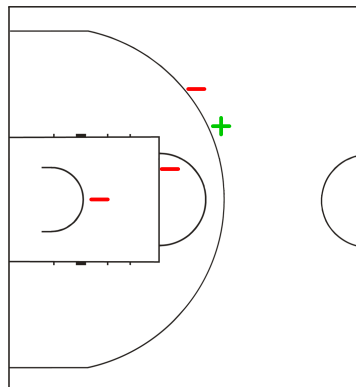
5 NOVOTNA Katerina



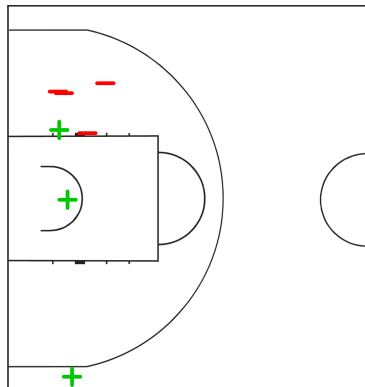
6 ZAPLATOVA Petra



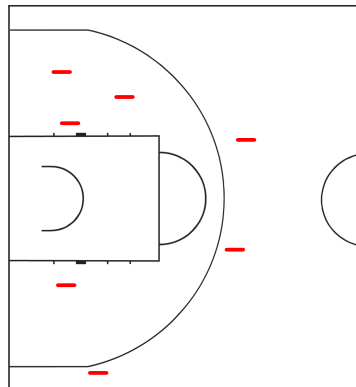
7 BARTAKOVA Lenka



8 OVSIKOVA Andrea



10 STARA Michaela



LEGEND

+ Shot Made

-

Shot Missed

Timing and Results provided by TISSOT



Game No: 14

Shot Chart
Схема бросков

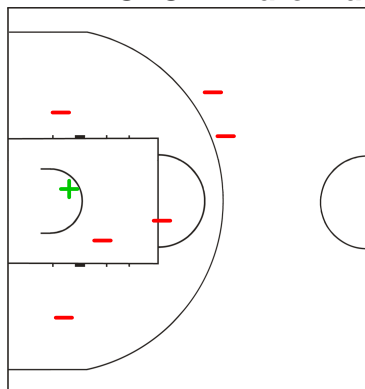
USA 101 vs 61 CZE
(21 - 11, 27 - 16, 30 - 14, 23 - 20)

Scoring by 5 min intervals:

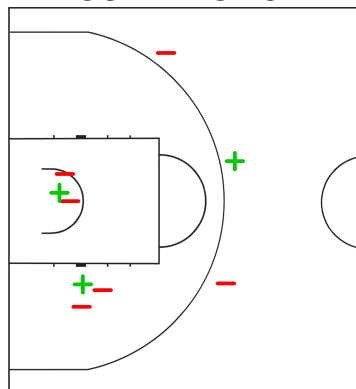
	Q1		Q2		Q3		Q4	
USA	13	21	34	48	60	78	88	101
CZE	7	11	17	27	37	41	53	61

CZE - Czech Republic

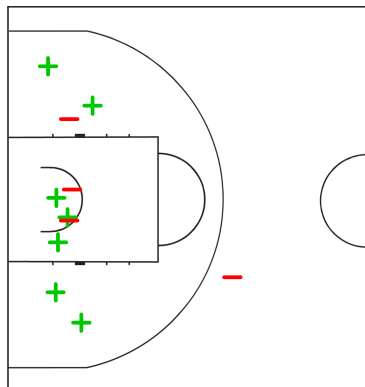
11 ELHOTOVA Karolina



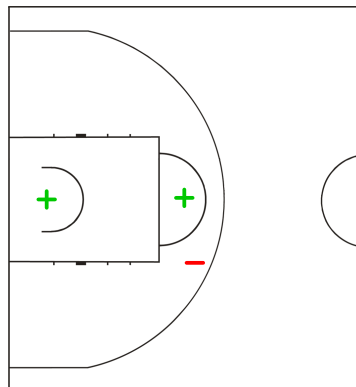
12 ROSENBAUMOVA Klara



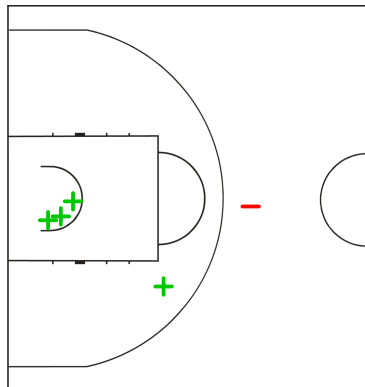
13 POCHOBRADSKA Klara



14 SVRDLIKOVA Pavla



15 HANUSOVA Alena



LEGEND

+ Shot Made

- Shot Missed

Timing and Results provided by TISSOT



Game No: 14

Lineup Analysis

Анализ

USA 101 vs 61 CZE

USA

Lineup efficiency

4 SIMS O	6 HARTLEY B	7 ELLENBERG-WILEY A	11 LEWIS K	15 PLAISANCE T	4:06
4 SIMS O	7 ELLENBERG-WILEY A	10 HOOPER J	13 LISTON P	15 PLAISANCE T	3:08
5 MASSENGALE A	8 SCHIMMEL S	9 BRADFORD C	12 GRAY R	13 LISTON P	2:50
4 SIMS O	6 HARTLEY B	7 ELLENBERG-WILEY A	11 LEWIS K	14 HARBERTS C	2:33
5 MASSENGALE A	6 HARTLEY B	10 HOOPER J	11 LEWIS K	13 LISTON P	2:26
5 MASSENGALE A	7 ELLENBERG-WILEY A	9 BRADFORD C	13 LISTON P	14 HARBERTS C	2:25
5 MASSENGALE A	8 SCHIMMEL S	9 BRADFORD C	10 HOOPER J	13 LISTON P	2:21
5 MASSENGALE A	7 ELLENBERG-WILEY A	8 SCHIMMEL S	11 LEWIS K	14 HARBERTS C	2:19
5 MASSENGALE A	7 ELLENBERG-WILEY A	8 SCHIMMEL S	10 HOOPER J	15 PLAISANCE T	2:04
4 SIMS O	6 HARTLEY B	8 SCHIMMEL S	11 LEWIS K	14 HARBERTS C	2:03
4 SIMS O	6 HARTLEY B	7 ELLENBERG-WILEY A	13 LISTON P	14 HARBERTS C	1:49
4 SIMS O	6 HARTLEY B	7 ELLENBERG-WILEY A	10 HOOPER J	14 HARBERTS C	1:20
5 MASSENGALE A	7 ELLENBERG-WILEY A	9 BRADFORD C	12 GRAY R	13 LISTON P	1:16
6 HARTLEY B	8 SCHIMMEL S	9 BRADFORD C	11 LEWIS K	12 GRAY R	1:14
5 MASSENGALE A	8 SCHIMMEL S	9 BRADFORD C	13 LISTON P	14 HARBERTS C	1:08
4 SIMS O	6 HARTLEY B	11 LEWIS K	13 LISTON P	14 HARBERTS C	1:04
6 HARTLEY B	7 ELLENBERG-WILEY A	9 BRADFORD C	11 LEWIS K	12 GRAY R	1:00
4 SIMS O	6 HARTLEY B	10 HOOPER J	11 LEWIS K	13 LISTON P	0:59
5 MASSENGALE A	6 HARTLEY B	9 BRADFORD C	10 HOOPER J	13 LISTON P	0:57
4 SIMS O	6 HARTLEY B	7 ELLENBERG-WILEY A	11 LEWIS K	13 LISTON P	0:54
5 MASSENGALE A	7 ELLENBERG-WILEY A	10 HOOPER J	13 LISTON P	15 PLAISANCE T	0:43
4 SIMS O	6 HARTLEY B	8 SCHIMMEL S	11 LEWIS K	12 GRAY R	0:42
4 SIMS O	7 ELLENBERG-WILEY A	8 SCHIMMEL S	11 LEWIS K	14 HARBERTS C	0:20
5 MASSENGALE A	6 HARTLEY B	9 BRADFORD C	11 LEWIS K	12 GRAY R	0:19

Score development

4 SIMS O	6 HARTLEY B	7 ELLENBERG-WILEY A	11 LEWIS K	15 PLAISANCE T	4:06	+9
4 SIMS O	6 HARTLEY B	10 HOOPER J	11 LEWIS K	13 LISTON P	0:59	+7
5 MASSENGALE A	6 HARTLEY B	10 HOOPER J	11 LEWIS K	13 LISTON P	2:26	+7
4 SIMS O	6 HARTLEY B	7 ELLENBERG-WILEY A	10 HOOPER J	14 HARBERTS C	1:20	+6
6 HARTLEY B	7 ELLENBERG-WILEY A	9 BRADFORD C	11 LEWIS K	12 GRAY R	1:00	+5
5 MASSENGALE A	6 HARTLEY B	9 BRADFORD C	11 LEWIS K	12 GRAY R	0:19	+4
5 MASSENGALE A	7 ELLENBERG-WILEY A	8 SCHIMMEL S	11 LEWIS K	14 HARBERTS C	2:19	+4
5 MASSENGALE A	8 SCHIMMEL S	9 BRADFORD C	12 GRAY R	13 LISTON P	2:50	+3
4 SIMS O	7 ELLENBERG-WILEY A	10 HOOPER J	13 LISTON P	15 PLAISANCE T	3:08	+3
5 MASSENGALE A	7 ELLENBERG-WILEY A	10 HOOPER J	13 LISTON P	15 PLAISANCE T	0:43	+2
5 MASSENGALE A	6 HARTLEY B	9 BRADFORD C	10 HOOPER J	13 LISTON P	0:57	+2
4 SIMS O	6 HARTLEY B	7 ELLENBERG-WILEY A	13 LISTON P	14 HARBERTS C	1:49	+2
5 MASSENGALE A	7 ELLENBERG-WILEY A	9 BRADFORD C	13 LISTON P	14 HARBERTS C	2:25	+2
5 MASSENGALE A	8 SCHIMMEL S	9 BRADFORD C	10 HOOPER J	13 LISTON P	2:21	+1
4 SIMS O	7 ELLENBERG-WILEY A	8 SCHIMMEL S	11 LEWIS K	14 HARBERTS C	0:20	0
4 SIMS O	6 HARTLEY B	8 SCHIMMEL S	11 LEWIS K	12 GRAY R	0:42	0
4 SIMS O	6 HARTLEY B	7 ELLENBERG-WILEY A	11 LEWIS K	13 LISTON P	0:54	-1
6 HARTLEY B	8 SCHIMMEL S	9 BRADFORD C	11 LEWIS K	12 GRAY R	1:14	-1
5 MASSENGALE A	7 ELLENBERG-WILEY A	9 BRADFORD C	12 GRAY R	13 LISTON P	1:16	0
4 SIMS O	6 HARTLEY B	7 ELLENBERG-WILEY A	11 LEWIS K	14 HARBERTS C	2:33	0
5 MASSENGALE A	7 ELLENBERG-WILEY A	8 SCHIMMEL S	10 HOOPER J	15 PLAISANCE T	2:04	-2
5 MASSENGALE A	8 SCHIMMEL S	9 BRADFORD C	13 LISTON P	14 HARBERTS C	1:08	-3
4 SIMS O	6 HARTLEY B	11 LEWIS K	13 LISTON P	14 HARBERTS C	1:04	-4
4 SIMS O	6 HARTLEY B	8 SCHIMMEL S	11 LEWIS K	14 HARBERTS C	2:03	-6



Game No: 14

Lineup Analysis

Анализ

CZE

Lineup efficiency

4 VACKOVA A	7 BARTAKOVA L	8 OVSIKOVA A	12 ROSENBAUMOVA K	13 POCHOBRADSKA K	5:32
7 BARTAKOVA L	8 OVSIKOVA A	10 STARA M	12 ROSENBAUMOVA K	13 POCHOBRADSKA K	5:25
6 ZAPLATOVA P	10 STARA M	11 ELHOTOVA K	14 SVRDLIKOVA P	15 HANUSOVA A	3:15
5 NOVOTNA K	6 ZAPLATOVA P	8 OVSIKOVA A	12 ROSENBAUMOVA K	14 SVRDLIKOVA P	3:13
5 NOVOTNA K	7 BARTAKOVA L	8 OVSIKOVA A	12 ROSENBAUMOVA K	14 SVRDLIKOVA P	2:21
7 BARTAKOVA L	10 STARA M	11 ELHOTOVA K	13 POCHOBRADSKA K	15 HANUSOVA A	2:20
8 OVSIKOVA A	10 STARA M	11 ELHOTOVA K	13 POCHOBRADSKA K	15 HANUSOVA A	2:00
4 VACKOVA A	6 ZAPLATOVA P	7 BARTAKOVA L	11 ELHOTOVA K	15 HANUSOVA A	1:44
6 ZAPLATOVA P	8 OVSIKOVA A	10 STARA M	12 ROSENBAUMOVA K	15 HANUSOVA A	1:37
6 ZAPLATOVA P	10 STARA M	11 ELHOTOVA K	13 POCHOBRADSKA K	14 SVRDLIKOVA P	1:32
8 OVSIKOVA A	10 STARA M	11 ELHOTOVA K	12 ROSENBAUMOVA K	13 POCHOBRADSKA K	1:28
6 ZAPLATOVA P	7 BARTAKOVA L	8 OVSIKOVA A	13 POCHOBRADSKA K	14 SVRDLIKOVA P	1:20
6 ZAPLATOVA P	8 OVSIKOVA A	10 STARA M	13 POCHOBRADSKA K	15 HANUSOVA A	1:17
4 VACKOVA A	10 STARA M	13 POCHOBRADSKA K	14 SVRDLIKOVA P	15 HANUSOVA A	1:12
6 ZAPLATOVA P	10 STARA M	11 ELHOTOVA K	13 POCHOBRADSKA K	15 HANUSOVA A	1:11
4 VACKOVA A	6 ZAPLATOVA P	8 OVSIKOVA A	13 POCHOBRADSKA K	15 HANUSOVA A	1:04
7 BARTAKOVA L	8 OVSIKOVA A	11 ELHOTOVA K	12 ROSENBAUMOVA K	15 HANUSOVA A	1:03
6 ZAPLATOVA P	7 BARTAKOVA L	11 ELHOTOVA K	12 ROSENBAUMOVA K	15 HANUSOVA A	0:55
4 VACKOVA A	6 ZAPLATOVA P	13 POCHOBRADSKA K	14 SVRDLIKOVA P	15 HANUSOVA A	0:34
4 VACKOVA A	6 ZAPLATOVA P	10 STARA M	14 SVRDLIKOVA P	15 HANUSOVA A	0:22
5 NOVOTNA K	6 ZAPLATOVA P	8 OVSIKOVA A	12 ROSENBAUMOVA K	15 HANUSOVA A	0:22
4 VACKOVA A	6 ZAPLATOVA P	10 STARA M	11 ELHOTOVA K	15 HANUSOVA A	0:13

Score development

5 NOVOTNA K	6 ZAPLATOVA P	8 OVSIKOVA A	12 ROSENBAUMOVA K	15 HANUSOVA A	0:22	+2
4 VACKOVA A	6 ZAPLATOVA P	13 POCHOBRADSKA K	14 SVRDLIKOVA P	15 HANUSOVA A	0:34	+2
6 ZAPLATOVA P	10 STARA M	11 ELHOTOVA K	13 POCHOBRADSKA K	15 HANUSOVA A	1:11	+2
4 VACKOVA A	6 ZAPLATOVA P	10 STARA M	11 ELHOTOVA K	15 HANUSOVA A	0:13	0
7 BARTAKOVA L	8 OVSIKOVA A	11 ELHOTOVA K	12 ROSENBAUMOVA K	15 HANUSOVA A	1:03	0
4 VACKOVA A	10 STARA M	13 POCHOBRADSKA K	14 SVRDLIKOVA P	15 HANUSOVA A	1:12	-1
8 OVSIKOVA A	10 STARA M	11 ELHOTOVA K	12 ROSENBAUMOVA K	13 POCHOBRADSKA K	1:28	0
4 VACKOVA A	6 ZAPLATOVA P	7 BARTAKOVA L	11 ELHOTOVA K	15 HANUSOVA A	1:44	0
5 NOVOTNA K	7 BARTAKOVA L	8 OVSIKOVA A	12 ROSENBAUMOVA K	14 SVRDLIKOVA P	2:21	-1
6 ZAPLATOVA P	10 STARA M	11 ELHOTOVA K	14 SVRDLIKOVA P	15 HANUSOVA A	3:15	0
4 VACKOVA A	6 ZAPLATOVA P	10 STARA M	14 SVRDLIKOVA P	15 HANUSOVA A	0:22	-2
6 ZAPLATOVA P	7 BARTAKOVA L	11 ELHOTOVA K	12 ROSENBAUMOVA K	15 HANUSOVA A	0:55	-2
6 ZAPLATOVA P	8 OVSIKOVA A	10 STARA M	13 POCHOBRADSKA K	15 HANUSOVA A	1:17	-2
8 OVSIKOVA A	10 STARA M	11 ELHOTOVA K	13 POCHOBRADSKA K	15 HANUSOVA A	2:00	-2
7 BARTAKOVA L	10 STARA M	11 ELHOTOVA K	13 POCHOBRADSKA K	15 HANUSOVA A	2:20	-2
4 VACKOVA A	7 BARTAKOVA L	8 OVSIKOVA A	12 ROSENBAUMOVA K	13 POCHOBRADSKA K	5:32	-2
6 ZAPLATOVA P	10 STARA M	11 ELHOTOVA K	13 POCHOBRADSKA K	14 SVRDLIKOVA P	1:32	-3
7 BARTAKOVA L	8 OVSIKOVA A	10 STARA M	12 ROSENBAUMOVA K	13 POCHOBRADSKA K	5:25	-3
4 VACKOVA A	6 ZAPLATOVA P	8 OVSIKOVA A	13 POCHOBRADSKA K	15 HANUSOVA A	1:04	-4
6 ZAPLATOVA P	8 OVSIKOVA A	10 STARA M	12 ROSENBAUMOVA K	15 HANUSOVA A	1:37	-5
6 ZAPLATOVA P	7 BARTAKOVA L	8 OVSIKOVA A	13 POCHOBRADSKA K	14 SVRDLIKOVA P	1:20	-6
5 NOVOTNA K	6 ZAPLATOVA P	8 OVSIKOVA A	12 ROSENBAUMOVA K	14 SVRDLIKOVA P	3:13	-11

LEGEND

+ Shot Made - Shot Missed



Game No: 19

Start List

Стартовый список

CZE vs MLI

Referee: LASUIK Karen (CAN)

Umpire: OLIVEROS HENRIQUEZ Rodrigo Miguel (CHI) / BATBAYAR Ganzorig (MGL)

CZE - Czech Republic

No.	Name	Pos	Height m / ft in	Age	Current Games Statistics						
					PPG	FG%	3FG%	FT%	RPG	APG	MPG (GP)
4	VACKOVA Andrea		1.77/5'10"	23	2.0	50	0		0.0	0.5	6:48 (2)
5	NOVOTNA Katerina		1.78/5'10"	23	1.5	50	50		0.5	0.0	3:26 (2)
6	ZAPLATOVA Petra		1.75/5'9"	21	3.5	25	0	60	2.0	1.5	19:18 (2)
7	BARTAKOVA Lenka		1.75/5'9"	22	6.5	40	60	50	2.0	3.0	22:47 (2)
8	OVSIKOVA Andrea		1.77/5'10"	24	8.5	54	75		1.0	0.0	25:11 (2)
9	KASPARKOVA Barbora		1.83/6'0"	21	0.0				0.0	0.0	0:00 (0)
10	STARA Michaela		1.74/5'9"	22	9.0	29	36	100	3.0	3.5	28:01 (2)
11	ELHOTOVA Karolina		1.82/6'0"	21	3.0	27	0		2.0	0.0	14:32 (2)
12	ROSENBAUMOVA Klara		1.84/6'0"	23	8.5	38	25		5.5	1.5	24:16 (2)
13	POCHOBRADSKA Klara		1.86/6'1"	24	13.5	61	67	75	6.5	0.5	23:12 (2)
14	SVRDLIKOVA Pavla		1.85/6'1"	22	5.0	60		80	2.5	1.0	13:04 (2)
15	HANUSOVA Alena		1.90/6'3"	22	12.5	57	0	100	6.5	1.5	19:22 (2)
Team			1.81/5'11"	22.3	73.5	43	36	79	35.5	13.0	
Coach		TREML Petr									
Assistant Coach		VESELY Tomas									

CZE Played		
PR	BRA	86 - 63
PR	USA	61 - 101
PR	MLI	10 JUL


MLI - Mali

No.	Name	Pos	Height m / ft in	Age	Current Games Statistics						
					PPG	FG%	3FG%	FT%	RPG	APG	MPG (GP)
4	DIALLO Awa	G	1.58/5'2"	22	4.5	10	14	100	0.5	1.5	29:21 (2)
5	KEITA Aminata	F	1.75/5'9"	21	0.0	0	0		1.5	0.0	8:25 (2)
6	DIAKITE Rokiatou	F	1.68/5'6"	22	0.5	0	0	50	0.5	0.0	9:17 (2)
7	CISSE Rokia	F	1.80/5'11"	20	1.0	33			0.5	0.5	5:32 (2)
8	KONATE Aminata	F	1.80/5'11"	21	4.5	27	20		2.0	1.0	24:52 (2)
9	SISSOKO Aminata	G	1.70/5'7"	22	8.5	44	50	100	4.0	0.5	31:06 (2)
10	MARIKO Aminata	C	1.85/6'1"	23	11.5	46	0	25	6.5	0.5	28:42 (2)
12	SININTA MARIAM Dite G.	F	1.70/5'7"	23	0.0	0	0		1.5	0.0	11:25 (2)
13	TOLO Aissata	F	1.78/5'10"	22	3.0	25	0		4.0	0.0	13:56 (2)
14	FOMBA Aissata	G	1.76/5'9"	19	0.0	0			0.0	0.0	1:53 (2)
15	TOURE Farima	C	1.83/6'0"	19	8.0	16	0	67	5.5	1.5	35:29 (2)
Team			1.75/5'9"	21.3	41.5	26	14	65	29.5	5.5	
Coach		SOUHARE Babakar									
Assistant Coach		SANOGO Terumba									

MLI Played		
PR	USA	32 - 120
PR	BRA	51 - 78
PR	CZE	10 JUL

LEGEND

(1) Point Guard	(2) Shooting Guard	(3) Small Forward	(4) Power Forward	(5) Centre
(C) Captain	3FG% 3 Points Field Goals %	APG Assists per Game	C Centre	F Forward
FG% Field Goals %	FT% Free Throws %	G Guard	GP Games Played	MPG Minutes Played per Game
Pos Playing Position	PPG Points per Game	PR Preliminary Round	RPG Rebounds per Game	

Timing and Results provided by  TISSOT



Game No: 19

Results
Результаты

Attendance: 235

Match Duration: 1:29

CZE 59 vs 44 MLI
(11:11, 17:12, 12:6, 19:15)

Referee: LASUIK Karen (CAN) Commissioner:
Umpire: OLIVEROS HENRIQUEZ Rodrigo Miguel (CHI) / BATBAYAR Ganzorig (MGL)

Scoring by 5 min intervals:	CZE	Q1		Q2		Q3		Q4	
		M	A	M	A	M	A	M	A
	6	11	20	28	31	40	53	59	
	6	11	15	23	29	29	35	44	

CZE - Czech Republic

No.	Name	MIN	Field Goals		2 Points		3 Points		Free Throws		Rebounds			AS	TO	ST	BS	PF	FD	PTS
			M/A	%	M/A	%	M/A	%	M/A	%	OR	DR	TOT							
4	VACKOVA Andrea	3:44	0/1	0	0/0	0	0/1	0	0/0	0	0	0	0	0	0	0	0	0	0	0
5	NOVOTNA Katerina	6:07	0/4	0	0/3	0	0/1	0	0/0	0	1	1	2	1	0	0	1	1	0	0
6	ZAPLATOVA Petra	17:51	5/9	56	4/8	50	1/1	100	1/1	100	0	1	1	2	0	1	1	1	1	12
*7	BARTAKOVA Lenka	25:21	1/7	14	1/6	17	0/1	0	2/4	50	1	4	5	3	2	0	1	3	4	4
*8	OVSIKOVA Andrea	19:20	2/9	22	2/7	29	0/2	0	1/2	50	2	2	4	1	2	0	0	1	1	5
9	KASPARKOVA Barbora	8:51	3/5	60	3/5	60	0/0	0	2/2	100	1	2	3	0	3	0	0	0	1	8
*10	STARA Michaela	24:39	3/8	38	3/5	60	0/3	0	0/0	0	1	1	2	2	1	0	0	0	0	6
11	ELHOTOVA Karolina	17:51	2/5	40	0/2	0	2/3	67	0/0	0	1	1	2	1	0	3	1	0	1	6
*12	ROSENBAUMOVA Klara	18:31	3/8	38	3/8	38	0/0	0	0/0	0	2	2	4	0	0	1	0	2	1	6
*13	POCHOBRADSKA Klara	25:03	1/8	13	1/5	20	0/3	0	2/2	100	5	2	7	3	0	3	0	1	2	4
14	SVRDLIKOVA Pavla	15:17	0/3	0	0/3	0	0/0	0	0/0	0	0	2	2	1	1	2	1	1	0	0
15	HANUSOVA Alena	17:25	4/6	67	4/6	67	0/0	0	0/0	0	0	7	7	2	2	1	1	0	2	8
Team / Coach											3	5	8		0					
Totals			24/73	33	21/58	36	3/15	20	8/11	73	17	30	47	16	11	11	6	10	13	59
Coach		TREML Petr																		
Assistant Coach		VESELY Tomas																		

MLI - Mali

No.	Name	MIN	Field Goals		2 Points		3 Points		Free Throws		Rebounds			AS	TO	ST	BS	PF	FD	PTS
			M/A	%	M/A	%	M/A	%	M/A	%	OR	DR	TOT							
*4	DIALLO Awa	37:26	3/18	17	0/3	0	3/15	20	0/2	0	0	2	2	3	2	1	0	3	1	9
5	KEITA Aminata	5:45	0/1	0	0/1	0	0/0	0	0/0	0	0	0	0	0	0	0	1	1	0	0
6	DIAKITE Rokiatou	11:06	0/1	0	0/0	0	0/1	0	0/0	0	1	0	1	0	1	0	0	0	0	0
7	CISSE Rokia	2:37	0/0	0	0/0	0	0/0	0	0/0	0	0	0	0	0	1	0	0	0	0	0
*8	KONATE Aminata	29:18	2/9	22	2/4	50	0/5	0	0/0	0	1	3	4	2	2	1	0	2	0	4
*9	SISSOKO Aminata	34:52	2/6	33	2/4	50	0/2	0	0/2	0	0	8	8	0	5	4	0	1	2	4
*10	MARIKO Aminata	37:29	9/19	47	9/19	47	0/0	0	0/1	0	5	7	12	2	5	4	0	2	5	18
12	SININTA MARIAM Dite G.	0:51	0/0	0	0/0	0	0/0	0	0/0	0	0	0	0	0	0	0	0	0	0	0
13	TOLO Aissata	9:01	0/3	0	0/2	0	0/1	0	0/0	0	2	0	2	1	0	0	0	0	0	0
14	FOMBA Aissata	0:00	0/0	0	0/0	0	0/0	0	0/0	0	0	0	0	0	0	0	0	0	0	0
*15	TOURE Farima	31:35	4/10	40	4/10	40	0/0	0	1/1	100	6	9	15	2	3	0	1	4	2	9
Team / Coach											3	2	5		2					
Totals			20/67	30	17/43	40	3/24	13	1/6	17	18	31	49	10	21	10	2	13	10	44
Coach		SOUHARE Babakar																		
Assistant Coach		SANOGO Terumba																		

	CZE	MLI
Points from Turnovers	19	13
Points in the Paint	36	30
Second Chance Points	8	10
Fast Break Points	8	0

	CZE	MLI
Biggest Lead	23	5
Biggest Scoring Run	20-0 (51-29)	9-0 (58-44)
Lead Changes	4	
Times Tied	5	

LEGEND			
%	Shooting Percentage	(C)	Captain
BS	Blocked Shots	DR	Defensive Rebounds
OR	Offensive Rebounds	OTx	Overtime
S	Suspended	ST	Steals
(I)	Injured	FD	Fouls Drawn
PF	Fouls	PTS	Points
TO	Turnovers	TOT	Total Rebounds
*	Starters	AS	Assists
M/A	Made / Attempts	MIN	Minutes Played
Qx	Quarter Time		

Timing and Results provided by TISSOT



Game No: 19

Shot Chart
Схема бросков

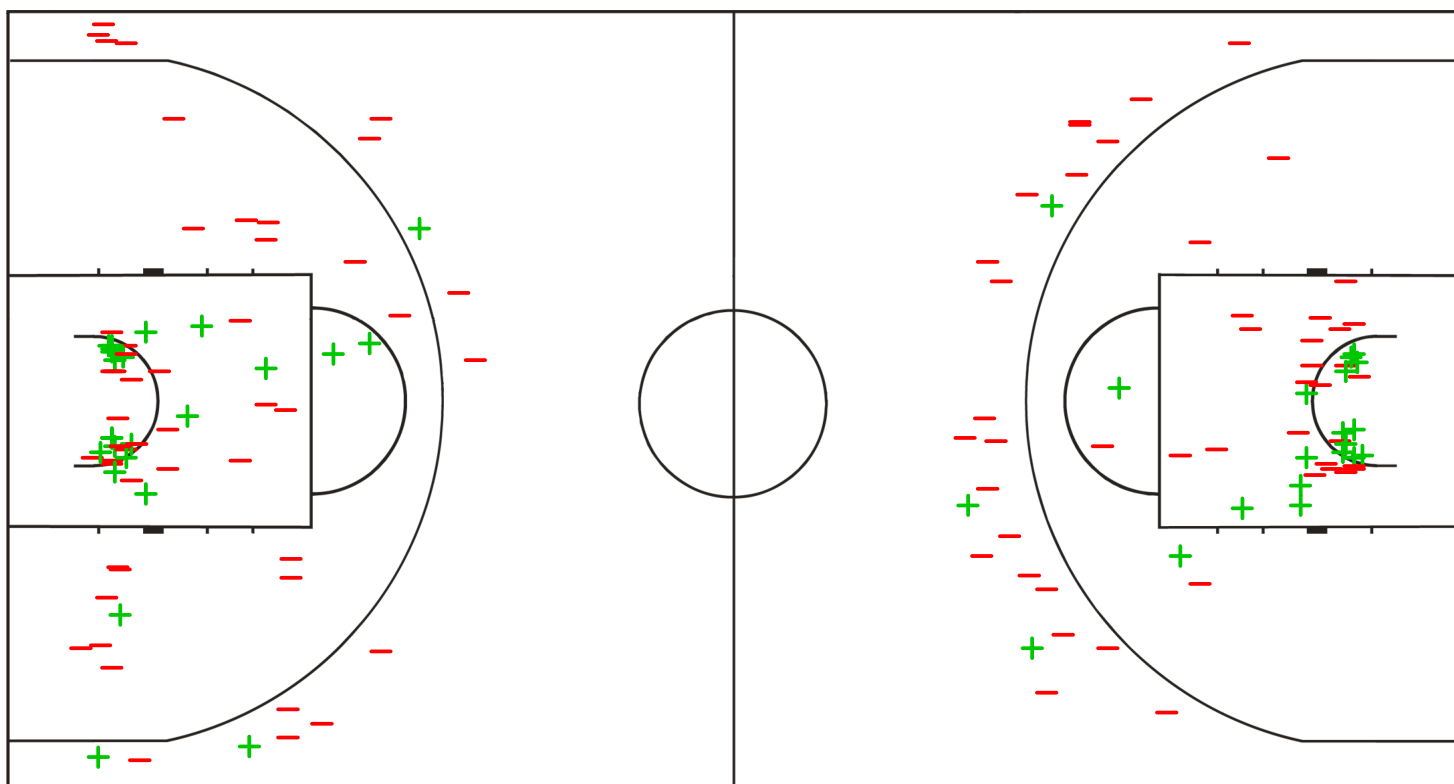
CZE 59 vs 44 MLI
(11 - 11, 17 - 12, 12 - 6, 19 - 15)

Scoring by 5 min intervals:

	Q1		Q2		Q3		Q4	
CZE	6	11	20	28	31	40	53	59
MLI	6	11	15	23	29	29	35	44

CZE - Czech Republic

MLI - Mali



LEGEND

+ Shot Made

- Shot Missed

Timing and Results provided by **TISSOT**



Game No: 19

Shot Chart
Схема бросков

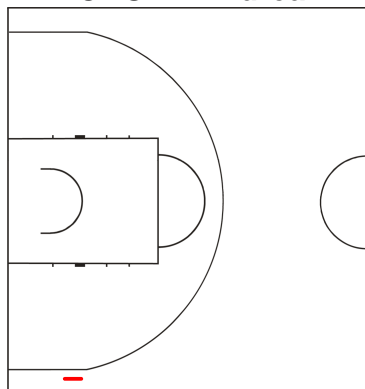
CZE 59 vs 44 MLI
(11 - 11, 17 - 12, 12 - 6, 19 - 15)

Scoring by 5 min intervals:

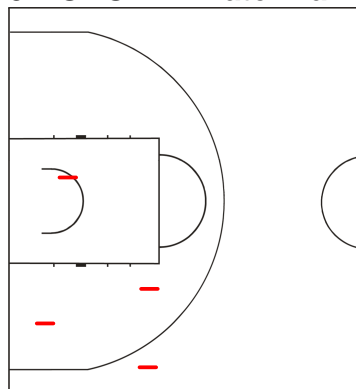
	Q1		Q2		Q3		Q4	
CZE	6	11	20	28	31	40	53	59
MLI	6	11	15	23	29	29	35	44

CZE - Czech Republic

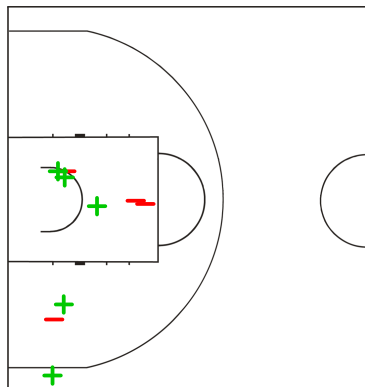
4 VACKOVA Andrea



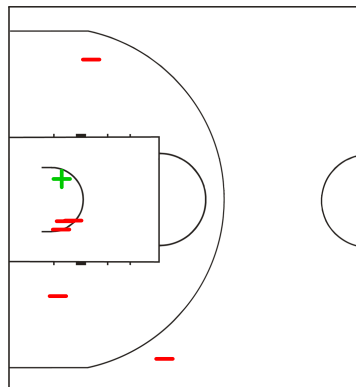
5 NOVOTNA Katerina



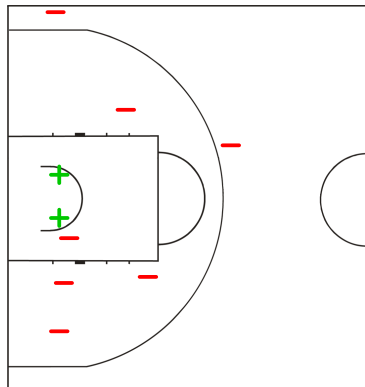
6 ZAPLATOVA Petra



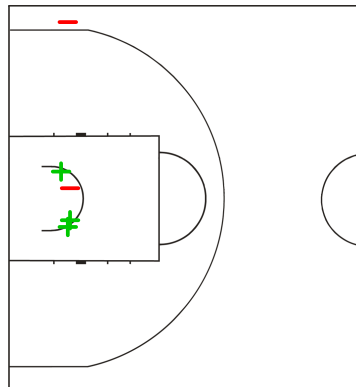
7 BARTAKOVA Lenka



8 OVSIKOVA Andrea



9 KASPARKOVA Barbora



LEGEND

+ Shot Made

-

Shot Missed

Timing and Results provided by **TISSOT**



Game No: 19

Shot Chart
Схема бросков

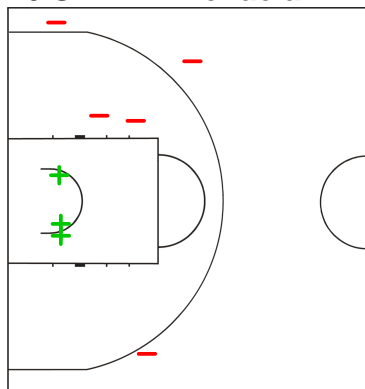
CZE 59 vs 44 MLI
(11 - 11, 17 - 12, 12 - 6, 19 - 15)

Scoring by 5 min intervals:

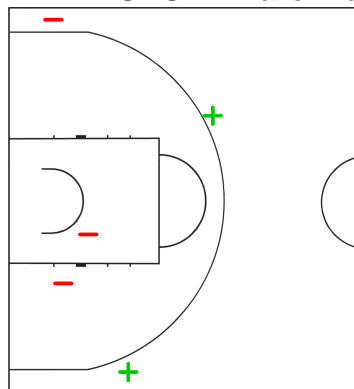
	Q1		Q2		Q3		Q4	
CZE	6	11	20	28	31	40	53	59
MLI	6	11	15	23	29	29	35	44

CZE - Czech Republic

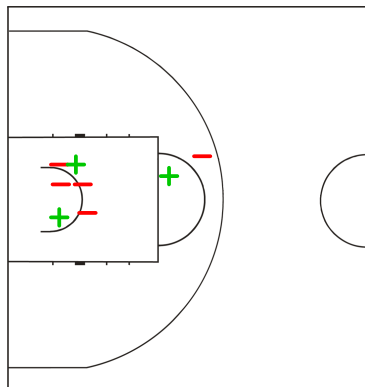
10 STARA Michaela



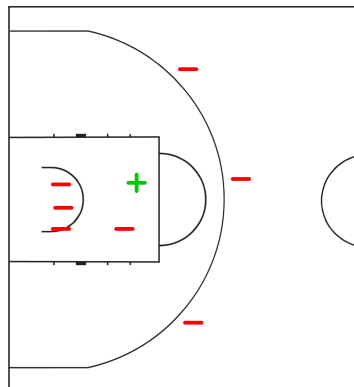
11 ELHOTOVA Karolina



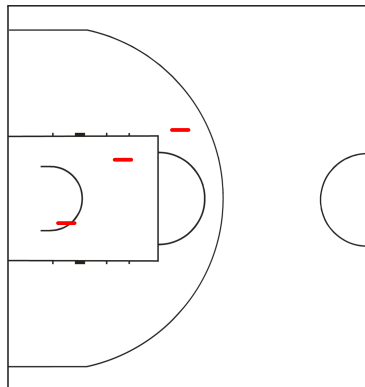
12 ROSENBAUMOVA Klara



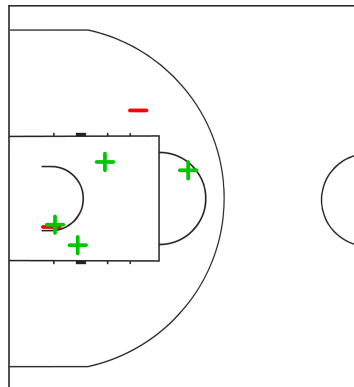
13 POCHOBRADSKA Klara



14 SVRDLIKOVA Pavla



15 HANUSOVA Alena



LEGEND

+ Shot Made

-

Shot Missed

Timing and Results provided by TISSOT



Game No: 19

Shot Chart
Схема бросков

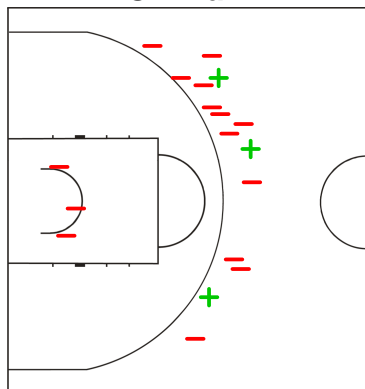
CZE 59 vs 44 MLI
(11 - 11, 17 - 12, 12 - 6, 19 - 15)

Scoring by 5 min intervals:

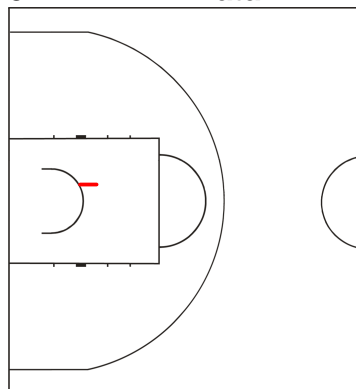
	Q1		Q2		Q3		Q4	
CZE	6	11	20	28	31	40	53	59
MLI	6	11	15	23	29	29	35	44

MLI - Mali

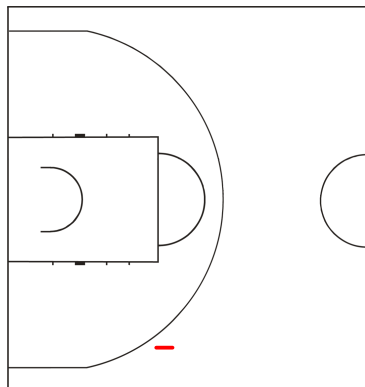
4 DIALLO Awa



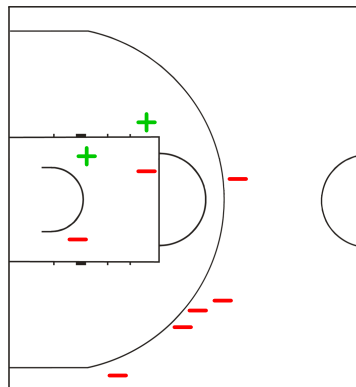
5 KEITA Aminata



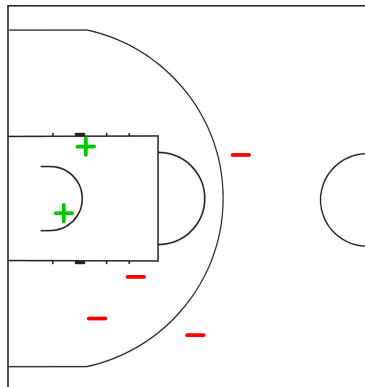
6 DIAKITE Rokiatou



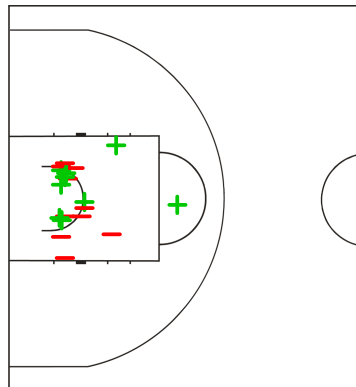
8 KONATE Aminata



9 SISSOKO Aminata



10 MARIKO Aminata



LEGEND

+ Shot Made

-

Shot Missed

Timing and Results provided by **TISSOT**



Game No: 19

Shot Chart
Схема бросков

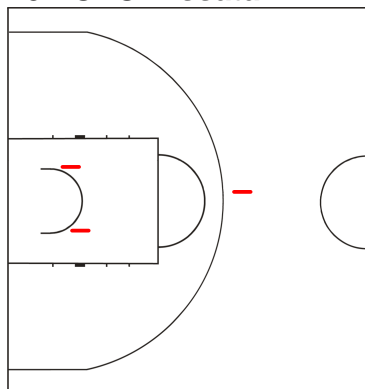
CZE 59 vs 44 MLI
(11 - 11, 17 - 12, 12 - 6, 19 - 15)

Scoring by 5 min intervals:

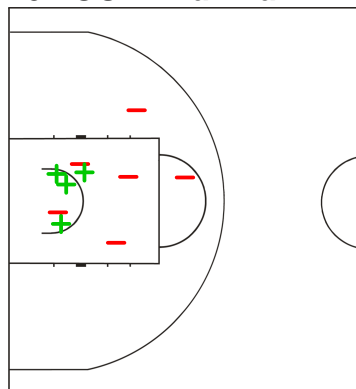
	Q1		Q2		Q3		Q4	
CZE	6	11	20	28	31	40	53	59
MLI	6	11	15	23	29	29	35	44

MLI - Mali

13 TOLO Aissata



15 TOURE Farima



LEGEND

+ Shot Made

- Shot Missed



Game No: 19

Lineup Analysis

Анализ

CZE 59 vs 44 MLI

CZE

Lineup efficiency

7 BARTAKOVA L	8 OVSIKOVA A	10 STARA M	12 ROSENBAUMOVA K	13 POCHOBRADSKA K	10:29
6 ZAPLATOVA P	10 STARA M	11 ELHOTOVA K	12 ROSENBAUMOVA K	15 HANUSOVA A	5:01
6 ZAPLATOVA P	10 STARA M	11 ELHOTOVA K	14 SVRDLIKOVA P	15 HANUSOVA A	4:05
6 ZAPLATOVA P	8 OVSIKOVA A	11 ELHOTOVA K	13 POCHOBRADSKA K	15 HANUSOVA A	3:27
4 VACKOVA A	5 NOVOTNA K	7 BARTAKOVA L	9 KASPARKOVA B	14 SVRDLIKOVA P	3:18
7 BARTAKOVA L	9 KASPARKOVA B	10 STARA M	13 POCHOBRADSKA K	14 SVRDLIKOVA P	2:36
7 BARTAKOVA L	8 OVSIKOVA A	9 KASPARKOVA B	12 ROSENBAUMOVA K	13 POCHOBRADSKA K	2:09
6 ZAPLATOVA P	7 BARTAKOVA L	11 ELHOTOVA K	13 POCHOBRADSKA K	15 HANUSOVA A	1:57
5 NOVOTNA K	7 BARTAKOVA L	8 OVSIKOVA A	13 POCHOBRADSKA K	14 SVRDLIKOVA P	1:57
6 ZAPLATOVA P	7 BARTAKOVA L	11 ELHOTOVA K	14 SVRDLIKOVA P	15 HANUSOVA A	1:15
7 BARTAKOVA L	10 STARA M	11 ELHOTOVA K	12 ROSENBAUMOVA K	15 HANUSOVA A	0:52
5 NOVOTNA K	6 ZAPLATOVA P	8 OVSIKOVA A	13 POCHOBRADSKA K	14 SVRDLIKOVA P	0:52
7 BARTAKOVA L	10 STARA M	11 ELHOTOVA K	13 POCHOBRADSKA K	15 HANUSOVA A	0:48
6 ZAPLATOVA P	9 KASPARKOVA B	10 STARA M	13 POCHOBRADSKA K	14 SVRDLIKOVA P	0:48
4 VACKOVA A	6 ZAPLATOVA P	8 OVSIKOVA A	11 ELHOTOVA K	14 SVRDLIKOVA P	0:26

Score development

6 ZAPLATOVA P	8 OVSIKOVA A	11 ELHOTOVA K	13 POCHOBRADSKA K	15 HANUSOVA A	3:27	+11
6 ZAPLATOVA P	10 STARA M	11 ELHOTOVA K	12 ROSENBAUMOVA K	15 HANUSOVA A	5:01	+9
6 ZAPLATOVA P	10 STARA M	11 ELHOTOVA K	14 SVRDLIKOVA P	15 HANUSOVA A	4:05	+5
6 ZAPLATOVA P	7 BARTAKOVA L	11 ELHOTOVA K	14 SVRDLIKOVA P	15 HANUSOVA A	1:15	+3
6 ZAPLATOVA P	7 BARTAKOVA L	11 ELHOTOVA K	13 POCHOBRADSKA K	15 HANUSOVA A	1:57	+2
5 NOVOTNA K	7 BARTAKOVA L	8 OVSIKOVA A	13 POCHOBRADSKA K	14 SVRDLIKOVA P	1:57	+1
4 VACKOVA A	6 ZAPLATOVA P	8 OVSIKOVA A	11 ELHOTOVA K	14 SVRDLIKOVA P	0:26	0
7 ZAPLATOVA P	9 KASPARKOVA B	10 STARA M	13 POCHOBRADSKA K	14 SVRDLIKOVA P	0:48	0
7 BARTAKOVA L	10 STARA M	11 ELHOTOVA K	12 ROSENBAUMOVA K	15 HANUSOVA A	0:52	0
7 BARTAKOVA L	8 OVSIKOVA A	9 KASPARKOVA B	12 ROSENBAUMOVA K	13 POCHOBRADSKA K	2:09	0
7 BARTAKOVA L	9 KASPARKOVA B	10 STARA M	13 POCHOBRADSKA K	14 SVRDLIKOVA P	2:36	0
7 BARTAKOVA L	10 STARA M	11 ELHOTOVA K	13 POCHOBRADSKA K	15 HANUSOVA A	0:48	-3
5 NOVOTNA K	6 ZAPLATOVA P	8 OVSIKOVA A	13 POCHOBRADSKA K	14 SVRDLIKOVA P	0:52	-3
4 VACKOVA A	5 NOVOTNA K	7 BARTAKOVA L	9 KASPARKOVA B	14 SVRDLIKOVA P	3:18	-5
7 BARTAKOVA L	8 OVSIKOVA A	10 STARA M	12 ROSENBAUMOVA K	13 POCHOBRADSKA K	10:29	-5



Game No: 20

Start List

Стартовый список

USA vs BRA

Referee: WANG Zebo (CHN)

Umpire: BUKURESTI Laszlo Lorand (ROU) / ALBLOUSHI Hussain (UAE)

USA - United States

No.	Name	Pos	Height m / ft in	Age	Current Games Statistics						
					PPG	FG%	3FG%	FT%	RPG	APG	MPG (GP)
4	SIMS Odyssey	G	/	20	10.0	78	100	71	0.0	6.0	19:20 (2)
5	MASSENGALE Ariel	G	/	20	5.5	60	33	100	0.5	2.5	16:12 (2)
6	HARTLEY Bria	G	/	20	12.0	53	43	83	2.0	5.0	20:12 (2)
7	ELLENBERG-WILEY Aaryn	G	/	20	11.5	43	33	67	3.5	0.0	18:57 (2)
8	SCHIMMEL Shoni	G	/	21	9.5	60	25		1.5	4.5	17:51 (2)
9	BRADFORD Crystal	G	/	19	8.5	53	0	50	6.5	1.0	15:19 (2)
10	HOOPER Jordan	F	/	21	6.0	42	33	100	7.5	0.5	15:10 (2)
11	LEWIS Kaleena	F	/	19	15.5	62	43	100	6.5	1.5	20:20 (2)
12	GRAY Reshanda	F	/	20	4.0	100			2.5	0.0	8:31 (2)
13	LISTON Patricia	G	/	21	13.5	53	45	100	4.0	1.5	18:42 (2)
14	HARBERTS Cassandra	F	/	21	10.0	80		100	3.5	1.5	18:56 (2)
15	PLAISANCE Theresa	F	/	21	4.5	57		100	7.0	1.0	10:27 (2)
Team			/	20.3	110.5	58	38	86	50.5	25.0	
Coach		COALE Sherri									
Assistant Coach		GIORGIS Brian									

USA Played		
PR	MLI	120 - 32
PR	CZE	101 - 61
PR	BRA	10 JUL

BRA - Brazil

No.	Name	Pos	Height m / ft in	Age	Current Games Statistics						
					PPG	FG%	3FG%	FT%	RPG	APG	MPG (GP)
4	SILVA Ariane		1.70/5'7"	24	11.5	40	13	75	4.0	2.0	29:11 (2)
5	NASCIMENTO Monica		1.90/6'3"	22	12.0	52	25	20	6.5	0.0	28:28 (2)
6	SOUZA Luana		1.76/5'9"	21	15.0	38	50	80	2.0	1.0	30:13 (2)
7	ZABANI Leila		1.80/5'11"	22	14.0	38	80	0	3.0	3.0	29:55 (1)
8	GRACIANO Ana		1.76/5'9"	24	4.5	75		75	1.5	0.5	10:16 (2)
9	ARANTES Andressa		1.85/6'1"	22	4.0	60		50	3.0	0.5	10:55 (2)
10	FREDIANI Thaissa		1.65/5'5"	24	3.5	30	0	50	2.0	1.5	17:01 (2)
11	FERREIRA Leidilania		1.87/6'2"	22	3.5	38	33		6.5	1.0	19:53 (2)
12	VASCONCELLOS Ingrid		1.85/6'1"	19	3.5	100		50	3.0	0.5	13:23 (2)
13	SIRTOLI Jennifer	F	1.84/6'0"	21	1.5	100	100		1.5	0.5	9:24 (2)
14	CICIARTE Maila		1.60/5'3"	20	3.0	100		67	1.0	1.5	11:19 (2)
15	ROCHA Dominick		1.83/6'0"	24	1.5	33	0	100	1.5	0.0	4:57 (2)
Team			1.78/5'10"	22.1	70.5	45	38	59	38.0	10.5	
Coach		CAMARGO NETO Joao									
Assistant Coach		LUZ Cintia									

BRA Played		
PR	CZE	63 - 86
PR	MLI	78 - 51
PR	USA	10 JUL

LEGEND

(1)	Point Guard	(2)	Shooting Guard	(3)	Small Forward	(4)	Power Forward	(5)	Centre
(C)	Captain	3FG%	3 Points Field Goals %	APG	Assists per Game	C	Centre	F	Forward
FG%	Field Goals %	FT%	Free Throws %	G	Guard	GP	Games Played	MPG	Minutes Played per Game
Pos	Playing Position	PPG	Points per Game	PR	Preliminary Round	RPG	Rebounds per Game		

Timing and Results provided by TISSOT



Game No: 20

Results
Результаты

Attendance: 200

Match Duration: 1:37

USA 105 vs 75 BRA
(36:16, 20:16, 26:19, 23:24)

Referee: WANG Zebo (CHN) Commissioner:
Umpire: BUKURESTI Laszlo Lorand (ROU) / ALBLOUSHI Hussain (UAE)

Scoring by 5 min intervals:	USA	Q1	Q2	Q3	Q4
		16 36	47 56	70 82	94 105
	BRA	5 16	23 32	37 51	60 75

USA - United States

No.	Name	MIN	Field Goals		2 Points		3 Points		Free Throws		Rebounds			AS	TO	ST	BS	PF	FD	PTS
			M/A	%	M/A	%	M/A	%	M/A	%	OR	DR	TOT							
*4	SIMS Odyssey	18:33	2/7	29	2/4	50	0/3	0	2/2	100	0	2	2	10	2	3	0	1	3	6
5	MASSENGALE Ariel	21:27	0/1	0	0/1	0	0/0	0	2/4	50	0	0	0	1	1	1	0	1	2	2
*6	HARTLEY Bria	21:18	4/10	40	4/8	50	0/2	0	1/1	100	2	2	4	2	5	1	0	1	2	9
*7	ELLENBERG-WILEY Aaryn	18:55	7/13	54	2/4	50	5/9	56	0/0	0	0	2	2	1	1	1	0	2	0	19
8	SCHIMMEL Shoni	17:46	1/4	25	1/2	50	0/2	0	2/2	100	0	2	2	4	0	0	0	2	1	4
9	BRADFORD Crystal	15:08	6/8	75	6/8	75	0/0	0	0/1	0	1	3	4	3	2	1	1	0	2	12
10	HOOPER Jordan	13:02	5/11	45	4/7	57	1/4	25	0/0	0	2	2	4	0	1	0	0	2	2	11
*11	LEWIS Kaleena	17:34	4/7	57	3/3	100	1/4	25	2/2	100	1	5	6	1	0	3	0	4	2	11
12	GRAY Reshanda	9:52	5/6	83	5/6	83	0/0	0	0/0	0	2	0	2	0	0	0	0	3	1	10
13	LISTON Patricia	16:17	4/10	40	3/5	60	1/5	20	0/0	0	2	1	3	2	2	1	0	2	0	9
14	HARBERTS Cassandra	15:34	1/3	33	1/3	33	0/0	0	4/6	67	3	1	4	0	1	1	0	3	4	6
*15	PLAISANCE Theresa	14:34	2/4	50	2/4	50	0/0	0	2/2	100	3	4	7	0	1	1	0	2	1	6
Team / Coach											5	3	8		0					
Totals			41/84	49	33/55	60	8/29	28	15/20	75	21	27	48	24	16	13	1	23	20	105
Coach		COALE Sherri																		
Assistant Coach		GIORGIS Brian																		

BRA - Brazil

No.	Name	MIN	Field Goals		2 Points		3 Points		Free Throws		Rebounds			AS	TO	ST	BS	PF	FD	PTS
			M/A	%	M/A	%	M/A	%	M/A	%	OR	DR	TOT							
*4	SILVA Ariane	30:18	5/7	71	2/4	50	3/3	100	3/3	100	0	3	3	3	4	0	0	2	2	16
*5	NASCIMENTO Monica	21:56	3/6	50	3/5	60	0/1	0	1/4	25	4	3	7	2	3	1	1	2	4	7
*6	SOUZA Luana	28:45	3/9	33	3/6	50	0/3	0	0/0	0	1	1	2	1	2	0	0	2	1	6
*7	ZABANI Leila	25:11	7/12	58	7/11	64	0/1	0	4/6	67	0	2	2	4	3	0	0	1	5	18
8	GRACIANO Ana	9:45	1/2	50	1/2	50	0/0	0	0/0	0	0	1	1	2	0	1	0	0	0	2
9	ARANTES Andressa	19:25	1/5	20	1/5	20	0/0	0	0/0	0	0	3	3	2	2	0	1	1	0	2
10	FREDIANI Thaissa	7:27	1/3	33	1/1	100	0/2	0	0/1	0	0	0	0	0	2	0	0	2	2	2
*11	FERREIRA Leidilania	17:05	2/3	67	2/2	100	0/1	0	0/0	0	1	2	3	0	1	0	0	5	1	4
12	VASCONCELLOS Ingrid	6:12	2/2	100	2/2	100	0/0	0	0/0	0	0	0	0	0	3	0	0	0	1	4
13	SIRTOLI Jennifer	4:57	0/3	0	0/1	0	0/2	0	0/0	0	0	1	1	0	0	0	0	0	0	0
14	CICIARTE Maila	12:34	0/3	0	0/2	0	0/1	0	1/2	50	1	2	3	1	1	1	0	3	1	1
15	ROCHA Dominick	16:25	5/9	56	3/7	43	2/2	100	1/7	14	3	2	5	3	2	2	0	2	6	13
Team / Coach											2	1	3		0					
Totals			30/64	47	25/48	52	5/16	31	10/23	43	12	21	33	18	23	5	2	20	23	75
Coach		CAMARGO NETO Joao																		
Assistant Coach		LUZ Cintia																		

	USA	BRA
Points from Turnovers	36	13
Points in the Paint	60	46
Second Chance Points	17	11
Fast Break Points	0	0

	USA	BRA
Biggest Lead	37	0
Biggest Scoring Run	11-0 (25-5)	9-0 (56-34)
Lead Changes	0	
Times Tied	0	

LEGEND			
%	Shooting Percentage	(C)	Captain
BS	Blocked Shots	DR	Defensive Rebounds
OR	Offensive Rebounds	OTx	Overtime
S	Suspended	ST	Steals
(I)	Injured	FD	Fouls Drawn
PF	Fouls	PTS	Points
TO	Turnovers	TOT	Total Rebounds
*	Starters	AS	Assists
M/A	Made / Attempts	MIN	Minutes Played
Qx	Quarter Time		

Timing and Results provided by TISSOT



Game No: 20

Shot Chart
Схема бросков

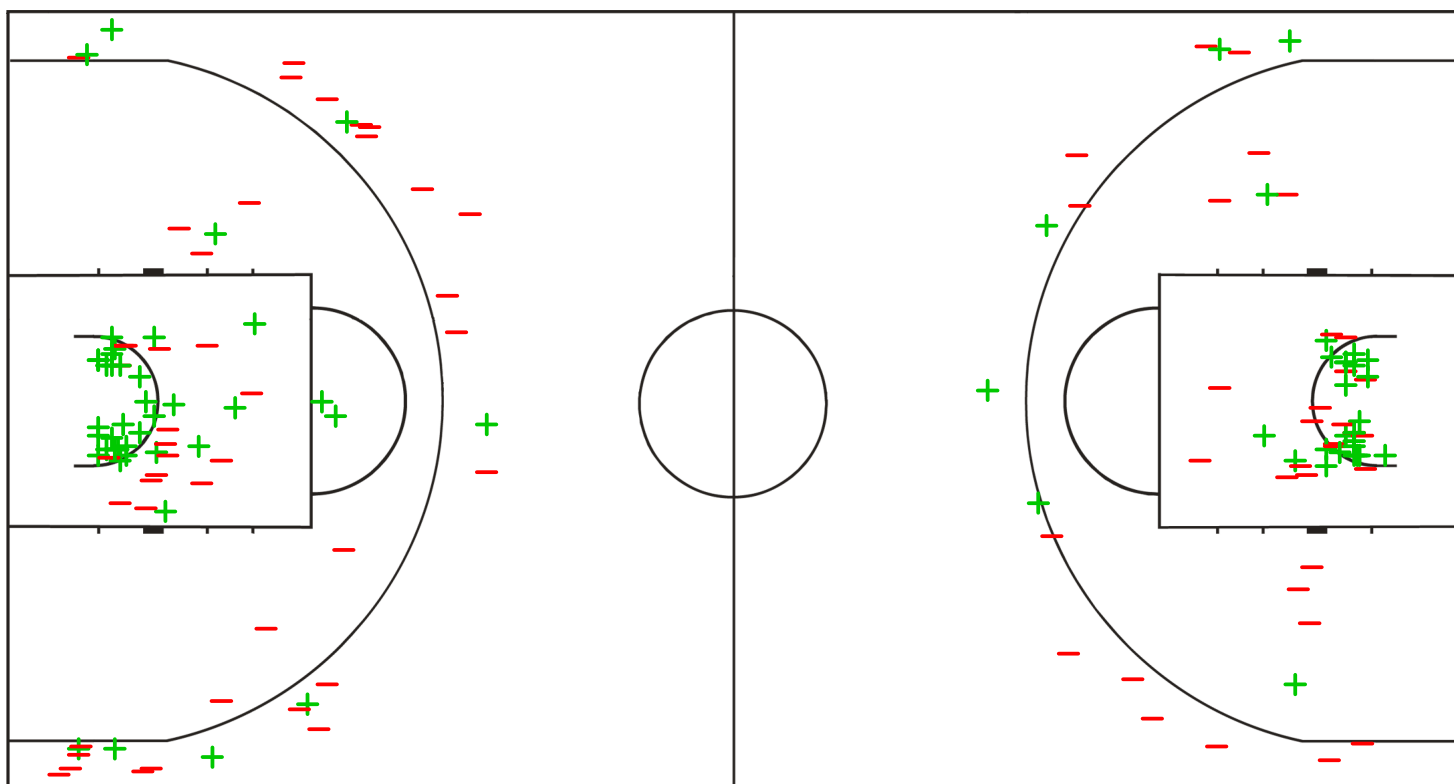
USA 105 vs 75 BRA
(36 - 16, 20 - 16, 26 - 19, 23 - 24)

Scoring by 5 min intervals:

	Q1		Q2		Q3		Q4	
USA	16	36	47	56	70	82	94	105
BRA	5	16	23	32	37	51	60	75

USA - United States

BRA - Brazil



LEGEND

+ Shot Made

- Shot Missed

Timing and Results provided by **TISSOT**



Game No: 20

Shot Chart
Схема бросков

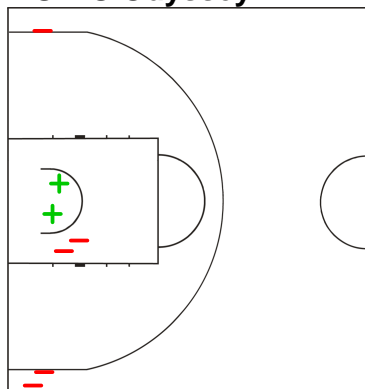
USA 105 vs 75 BRA
(36 - 16, 20 - 16, 26 - 19, 23 - 24)

Scoring by 5 min intervals:

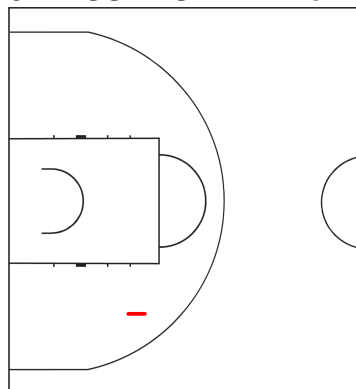
	Q1		Q2		Q3		Q4	
USA	16	36	47	56	70	82	94	105
BRA	5	16	23	32	37	51	60	75

USA - United States

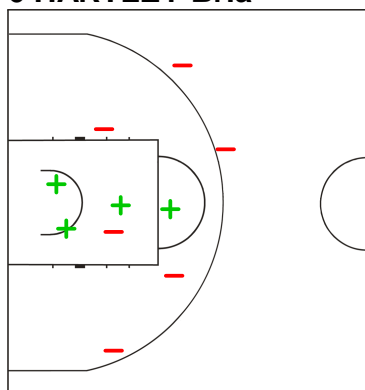
4 SIMS Odyssey



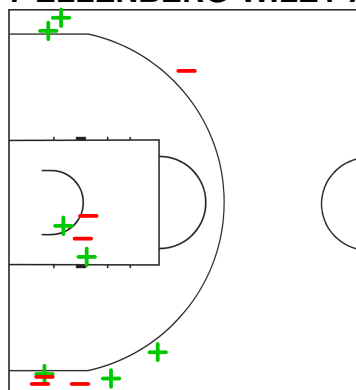
5 MASSENGALE Ariel



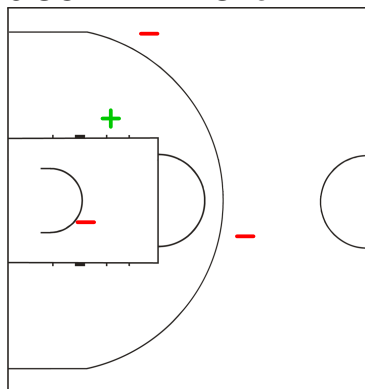
6 HARTLEY Bria



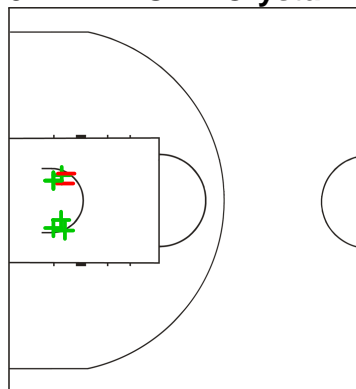
7 ELLENBERG-WILEY Aaryn



8 SCHIMMEL Shoni



9 BRADFORD Crystal



LEGEND

+ Shot Made

-

Shot Missed

Timing and Results provided by TISSOT



Game No: 20

Shot Chart
Схема бросков

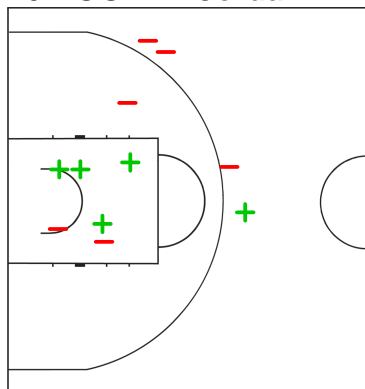
USA 105 vs 75 BRA
(36 - 16, 20 - 16, 26 - 19, 23 - 24)

Scoring by 5 min intervals:

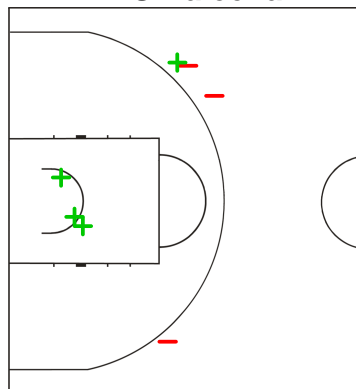
	Q1		Q2		Q3		Q4	
USA	16	36	47	56	70	82	94	105
BRA	5	16	23	32	37	51	60	75

USA - United States

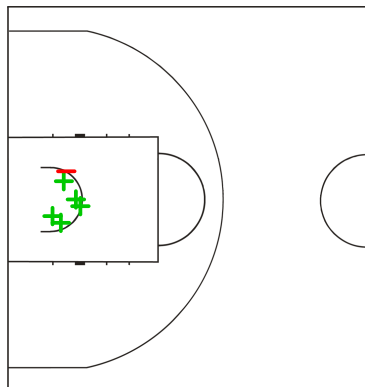
10 HOOPER Jordan



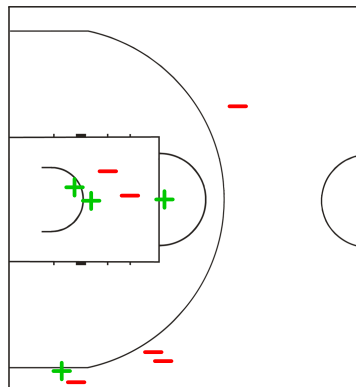
11 LEWIS Kaleena



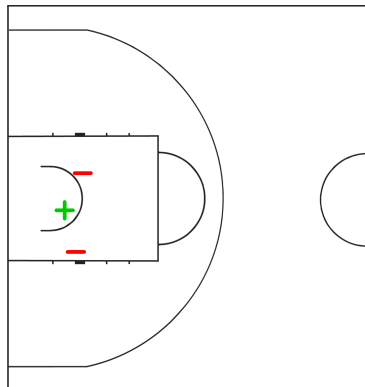
12 GRAY Reshanda



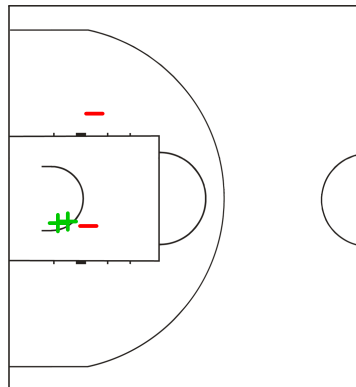
13 LISTON Patricia



14 HARBERTS Cassandra



15 PLAISANCE Theresa



LEGEND

+ Shot Made

-

Shot Missed

Timing and Results provided by TISSOT



Game No: 20

Shot Chart
Схема бросков

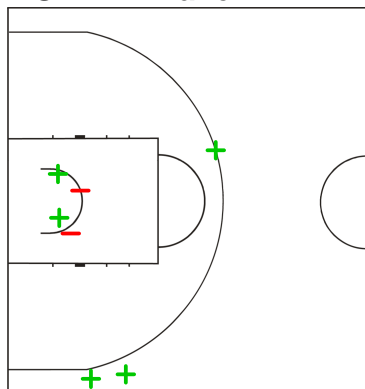
USA 105 vs 75 BRA
(36 - 16, 20 - 16, 26 - 19, 23 - 24)

Scoring by 5 min intervals:

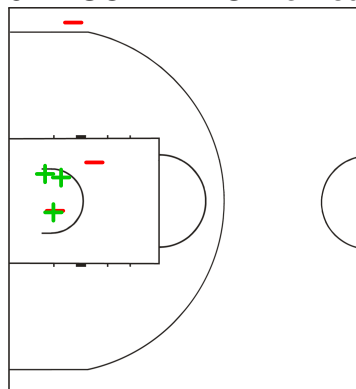
	Q1		Q2		Q3		Q4	
USA	16	36	47	56	70	82	94	105
BRA	5	16	23	32	37	51	60	75

BRA - Brazil

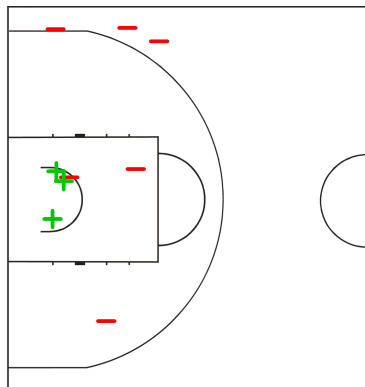
4 SILVA Ariane



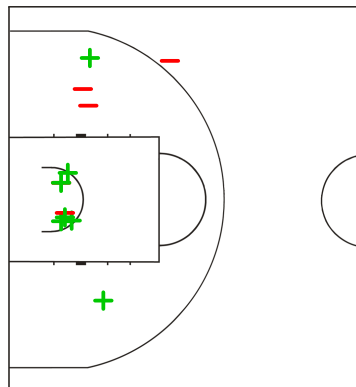
5 NASCIMENTO Monica



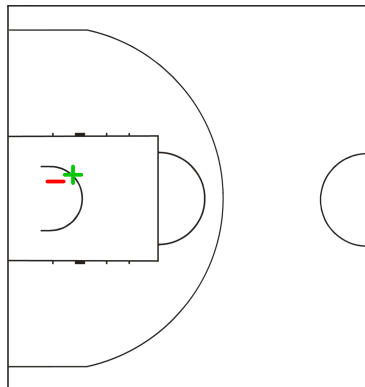
6 SOUZA Luana



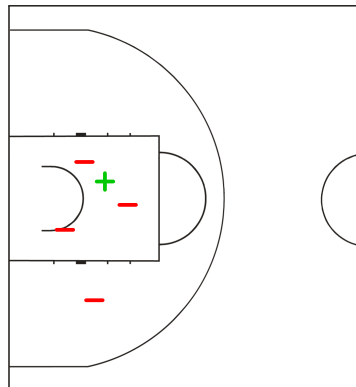
7 ZABANI Leila



8 GRACIANO Ana



9 ARANTES Andressa



LEGEND

+ Shot Made

-

Shot Missed



Game No: 20

Shot Chart
Схема бросков

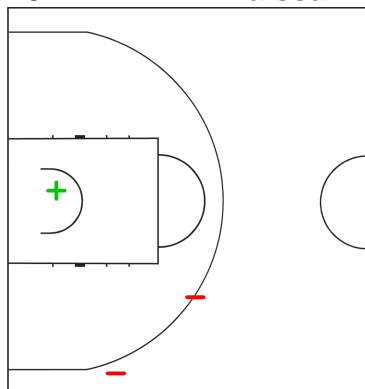
USA 105 vs 75 BRA
(36 - 16, 20 - 16, 26 - 19, 23 - 24)

Scoring by 5 min intervals:

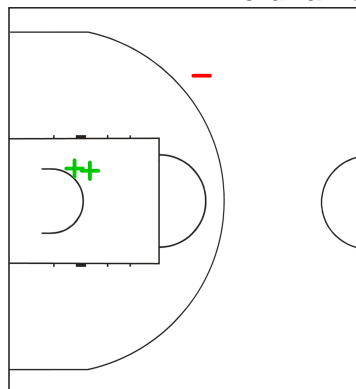
	Q1		Q2		Q3		Q4	
USA	16	36	47	56	70	82	94	105
BRA	5	16	23	32	37	51	60	75

BRA - Brazil

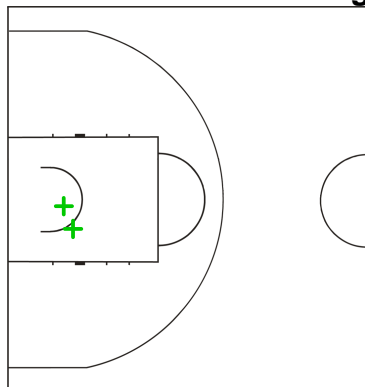
10 FREDIANI Thaissa



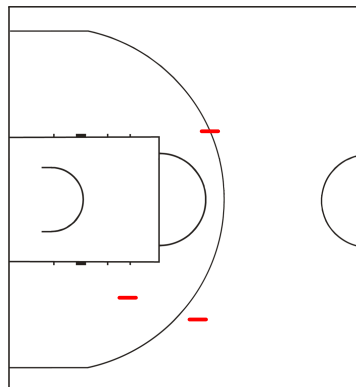
11 FERREIRA Leidilania



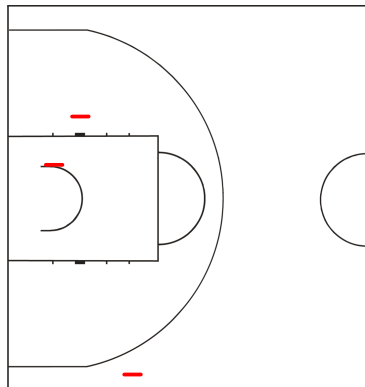
12 VASCONCELLOS Ingrid



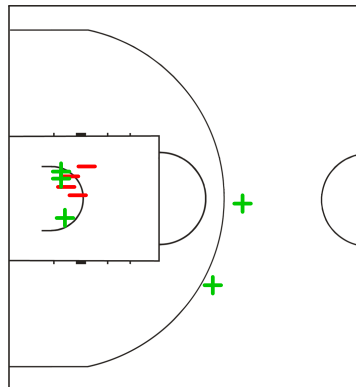
13 SIRTOLI Jennifer



14 CICIARTE Maila



15 ROCHA Dominick



LEGEND

+ Shot Made

-

Shot Missed

Timing and Results provided by **TISSOT**



Game No: 20

Lineup Analysis

Анализ

USA 105 vs 75 BRA

USA

Lineup efficiency

4	SIMS O	6	HARTLEY B	7	ELLENBERG-WILEY A	11	LEWIS K	15	PLAISANCE T	6:59
5	MASSENGALE A	8	SCHIMMEL S	10	HOOPER J	13	LISTON P	14	HARBERTS C	5:28
5	MASSENGALE A	6	HARTLEY B	7	ELLENBERG-WILEY A	9	BRADFORD C	12	GRAY R	3:33
4	SIMS O	6	HARTLEY B	7	ELLENBERG-WILEY A	11	LEWIS K	14	HARBERTS C	3:05
5	MASSENGALE A	8	SCHIMMEL S	10	HOOPER J	12	GRAY R	13	LISTON P	3:05
5	MASSENGALE A	6	HARTLEY B	8	SCHIMMEL S	9	BRADFORD C	12	GRAY R	2:10
5	MASSENGALE A	8	SCHIMMEL S	9	BRADFORD C	13	LISTON P	14	HARBERTS C	2:00
4	SIMS O	7	ELLENBERG-WILEY A	10	HOOPER J	11	LEWIS K	15	PLAISANCE T	1:59
4	SIMS O	8	SCHIMMEL S	9	BRADFORD C	11	LEWIS K	15	PLAISANCE T	1:52
4	SIMS O	6	HARTLEY B	9	BRADFORD C	11	LEWIS K	15	PLAISANCE T	1:26
4	SIMS O	7	ELLENBERG-WILEY A	10	HOOPER J	13	LISTON P	15	PLAISANCE T	1:10
5	MASSENGALE A	8	SCHIMMEL S	9	BRADFORD C	12	GRAY R	13	LISTON P	1:04
5	MASSENGALE A	6	HARTLEY B	8	SCHIMMEL S	13	LISTON P	14	HARBERTS C	0:59
4	SIMS O	7	ELLENBERG-WILEY A	10	HOOPER J	11	LEWIS K	14	HARBERTS C	0:56
5	MASSENGALE A	6	HARTLEY B	9	BRADFORD C	11	LEWIS K	14	HARBERTS C	0:55
5	MASSENGALE A	6	HARTLEY B	7	ELLENBERG-WILEY A	13	LISTON P	14	HARBERTS C	0:47
4	SIMS O	8	SCHIMMEL S	9	BRADFORD C	13	LISTON P	15	PLAISANCE T	0:44
5	MASSENGALE A	6	HARTLEY B	9	BRADFORD C	13	LISTON P	14	HARBERTS C	0:36
5	MASSENGALE A	6	HARTLEY B	7	ELLENBERG-WILEY A	9	BRADFORD C	14	HARBERTS C	0:26
5	MASSENGALE A	8	SCHIMMEL S	10	HOOPER J	13	LISTON P	15	PLAISANCE T	0:24
4	SIMS O	6	HARTLEY B	9	BRADFORD C	11	LEWIS K	14	HARBERTS C	0:22

Score development

4	SIMS O	6	HARTLEY B	7	ELLENBERG-WILEY A	11	LEWIS K	15	PLAISANCE T	6:59	+12
5	MASSENGALE A	8	SCHIMMEL S	10	HOOPER J	12	GRAY R	13	LISTON P	3:05	+7
4	SIMS O	8	SCHIMMEL S	9	BRADFORD C	11	LEWIS K	15	PLAISANCE T	1:52	+6
4	SIMS O	7	ELLENBERG-WILEY A	10	HOOPER J	11	LEWIS K	15	PLAISANCE T	1:59	+4
4	SIMS O	6	HARTLEY B	9	BRADFORD C	11	LEWIS K	14	HARBERTS C	0:22	+3
4	SIMS O	6	HARTLEY B	9	BRADFORD C	11	LEWIS K	15	PLAISANCE T	1:26	+3
5	MASSENGALE A	8	SCHIMMEL S	9	BRADFORD C	13	LISTON P	14	HARBERTS C	2:00	+3
4	SIMS O	6	HARTLEY B	7	ELLENBERG-WILEY A	11	LEWIS K	14	HARBERTS C	3:05	+3
5	MASSENGALE A	8	SCHIMMEL S	9	BRADFORD C	12	GRAY R	13	LISTON P	1:04	+2
5	MASSENGALE A	6	HARTLEY B	7	ELLENBERG-WILEY A	9	BRADFORD C	12	GRAY R	3:33	+1
5	MASSENGALE A	8	SCHIMMEL S	10	HOOPER J	13	LISTON P	14	HARBERTS C	5:28	+1
5	MASSENGALE A	6	HARTLEY B	7	ELLENBERG-WILEY A	13	LISTON P	14	HARBERTS C	0:47	0
5	MASSENGALE A	6	HARTLEY B	9	BRADFORD C	11	LEWIS K	14	HARBERTS C	0:55	0
4	SIMS O	7	ELLENBERG-WILEY A	10	HOOPER J	11	LEWIS K	14	HARBERTS C	0:56	0
5	MASSENGALE A	6	HARTLEY B	8	SCHIMMEL S	13	LISTON P	14	HARBERTS C	0:59	0
4	SIMS O	7	ELLENBERG-WILEY A	10	HOOPER J	13	LISTON P	15	PLAISANCE T	1:10	-1
5	MASSENGALE A	6	HARTLEY B	7	ELLENBERG-WILEY A	9	BRADFORD C	14	HARBERTS C	0:26	-2
4	SIMS O	8	SCHIMMEL S	9	BRADFORD C	13	LISTON P	15	PLAISANCE T	0:44	-2
5	MASSENGALE A	8	SCHIMMEL S	10	HOOPER J	13	LISTON P	15	PLAISANCE T	0:24	-3
5	MASSENGALE A	6	HARTLEY B	9	BRADFORD C	13	LISTON P	14	HARBERTS C	0:36	-3
5	MASSENGALE A	6	HARTLEY B	8	SCHIMMEL S	9	BRADFORD C	12	GRAY R	2:10	-4



Game No: 20

Lineup Analysis

Анализ

BRA

Lineup efficiency


4 SILVA A	5 NASCIMENTO M	6 SOUZA L	7 ZABANI L	11 FERREIRA L	10:12
4 SILVA A	5 NASCIMENTO M	6 SOUZA L	7 ZABANI L	15 ROCHA D	5:47
4 SILVA A	8 GRACIANO A	9 ARANTES A	10 FREDIANI T	12 VASCONCELLOS I	5:23
4 SILVA A	6 SOUZA L	9 ARANTES A	14 CICIARTE M	15 ROCHA D	4:01
5 NASCIMENTO M	6 SOUZA L	7 ZABANI L	11 FERREIRA L	14 CICIARTE M	2:34
4 SILVA A	7 ZABANI L	9 ARANTES A	13 SIRTOLI J	15 ROCHA D	1:50
8 GRACIANO A	9 ARANTES A	13 SIRTOLI J	14 CICIARTE M	15 ROCHA D	1:22
6 SOUZA L	8 GRACIANO A	9 ARANTES A	10 FREDIANI T	11 FERREIRA L	1:09
6 SOUZA L	7 ZABANI L	9 ARANTES A	14 CICIARTE M	15 ROCHA D	1:09
6 SOUZA L	9 ARANTES A	11 FERREIRA L	14 CICIARTE M	15 ROCHA D	1:03
5 NASCIMENTO M	8 GRACIANO A	9 ARANTES A	13 SIRTOLI J	14 CICIARTE M	0:56
4 SILVA A	8 GRACIANO A	9 ARANTES A	10 FREDIANI T	11 FERREIRA L	0:55
4 SILVA A	5 NASCIMENTO M	6 SOUZA L	7 ZABANI L	12 VASCONCELLOS I	0:49
5 NASCIMENTO M	6 SOUZA L	7 ZABANI L	14 CICIARTE M	15 ROCHA D	0:49
4 SILVA A	6 SOUZA L	7 ZABANI L	9 ARANTES A	11 FERREIRA L	0:48
4 SILVA A	5 NASCIMENTO M	7 ZABANI L	9 ARANTES A	13 SIRTOLI J	0:33
6 SOUZA L	7 ZABANI L	11 FERREIRA L	14 CICIARTE M	15 ROCHA D	0:24
5 NASCIMENTO M	7 ZABANI L	9 ARANTES A	13 SIRTOLI J	14 CICIARTE M	0:16

Score development

8 GRACIANO A	9 ARANTES A	13 SIRTOLI J	14 CICIARTE M	15 ROCHA D	1:22	+5
4 SILVA A	7 ZABANI L	9 ARANTES A	13 SIRTOLI J	15 ROCHA D	1:50	+4
5 NASCIMENTO M	7 ZABANI L	9 ARANTES A	13 SIRTOLI J	14 CICIARTE M	0:16	+2
6 SOUZA L	7 ZABANI L	11 FERREIRA L	14 CICIARTE M	15 ROCHA D	0:24	+2
5 NASCIMENTO M	6 SOUZA L	7 ZABANI L	14 CICIARTE M	15 ROCHA D	0:49	+2
5 NASCIMENTO M	6 SOUZA L	7 ZABANI L	11 FERREIRA L	14 CICIARTE M	2:34	+1
4 SILVA A	5 NASCIMENTO M	6 SOUZA L	7 ZABANI L	12 VASCONCELLOS I	0:49	0
4 SILVA A	8 GRACIANO A	9 ARANTES A	10 FREDIANI T	11 FERREIRA L	0:55	0
5 NASCIMENTO M	8 GRACIANO A	9 ARANTES A	13 SIRTOLI J	14 CICIARTE M	0:56	0
6 SOUZA L	9 ARANTES A	11 FERREIRA L	14 CICIARTE M	15 ROCHA D	1:03	-1
4 SILVA A	5 NASCIMENTO M	6 SOUZA L	7 ZABANI L	15 ROCHA D	5:47	-3
4 SILVA A	5 NASCIMENTO M	7 ZABANI L	9 ARANTES A	13 SIRTOLI J	0:33	-4
4 SILVA A	6 SOUZA L	7 ZABANI L	9 ARANTES A	11 FERREIRA L	0:48	-5
6 SOUZA L	7 ZABANI L	9 ARANTES A	14 CICIARTE M	15 ROCHA D	1:09	-5
6 SOUZA L	8 GRACIANO A	9 ARANTES A	10 FREDIANI T	11 FERREIRA L	1:09	-6
4 SILVA A	6 SOUZA L	9 ARANTES A	14 CICIARTE M	15 ROCHA D	4:01	-6
4 SILVA A	8 GRACIANO A	9 ARANTES A	10 FREDIANI T	12 VASCONCELLOS I	5:23	-7
4 SILVA A	5 NASCIMENTO M	6 SOUZA L	7 ZABANI L	11 FERREIRA L	10:12	-9

LEGEND

+ Shot Made - Shot Missed

Timing and Results provided by  TISSOT



Result Book

27th Summer Universiade in Kazan 2013



Basketball

Women's Preliminary Round Group C





Game No: 5

Start List

Стартовый список

CAN vs JPN

Referee: PAULIK Robert (CZE)

Umpire: OVINOV Semen / BELIAKOV Sergei (RUS)

CAN - Canada

No.	Name	Pos	Height m / ft in	Age	Current Games Statistics						
					PPG	FG%	3FG%	FT%	RPG	APG	MPG (GP)
5	ROS Dianna	G	1.70/5'7"	21	0.0				0.0	0.0	0:00 (0)
6	LANGLOIS Miah-Marie	G	1.73/5'8"	21	0.0				0.0	0.0	0:00 (0)
7	WILLIAMS Korissa	G	1.75/5'9"	21	0.0				0.0	0.0	0:00 (0)
8	YOUNG Kristjana	G	1.83/6'0"	21	0.0				0.0	0.0	0:00 (0)
9	COWARD Rachelle	G	1.83/6'0"	23	0.0				0.0	0.0	0:00 (0)
10	CHAMBERS Erin	G	1.85/6'1"	20	0.0				0.0	0.0	0:00 (0)
11	SPOTTON Kara	F	1.88/6'2"	20	0.0				0.0	0.0	0:00 (0)
12	LEDINGHAM Lindsay	F	1.83/6'0"	23	0.0				0.0	0.0	0:00 (0)
13	CAMPBELL Tajah	F	1.91/6'3"	19	0.0				0.0	0.0	0:00 (0)
14	KREIGER Tessa	C	1.93/6'4"	20	0.0				0.0	0.0	0:00 (0)
15	EMMERSON Dalyce	C	1.91/6'3"	19	0.0				0.0	0.0	0:00 (0)
Team			1.83/6'0"	20.7							
Coach		MCKENZIE Fabian									
Assistant Coach		VALLEE Chantal					DOMENIGONI Michele				

CAN Played		
PR	JPN	8 JUL
PR	UKR	9 JUL
PR	TPE	10 JUL


JPN - Japan

No.	Name	Pos	Height m / ft in	Age	Current Games Statistics						
					PPG	FG%	3FG%	FT%	RPG	APG	MPG (GP)
4	AMANO Kayoko	F	1.80/5'11"	23	0.0				0.0	0.0	0:00 (0)
5	SONODA Nao	F	1.78/5'10"	23	0.0				0.0	0.0	0:00 (0)
6	KURIHARA Mika	G	1.76/5'9"	24	0.0				0.0	0.0	0:00 (0)
7	IKEUCHI Yuri	F	1.80/5'11"	24	0.0				0.0	0.0	0:00 (0)
8	IJU Minami	G	1.68/5'6"	22	0.0				0.0	0.0	0:00 (0)
9	HONDA Masami	F	1.76/5'9"	22	0.0				0.0	0.0	0:00 (0)
10	OCHIAI Satomi	G	1.65/5'5"	22	0.0				0.0	0.0	0:00 (0)
11	SHINOZAKI Mio	G	1.66/5'5"	21	0.0				0.0	0.0	0:00 (0)
12	KOSUGE Yuka	C	1.80/5'11"	21	0.0				0.0	0.0	0:00 (0)
13	KATO Yuki	F	1.77/5'10"	21	0.0				0.0	0.0	0:00 (0)
14	SEZAKI Rina	G	1.62/5'4"	21	0.0				0.0	0.0	0:00 (0)
15	HASHIZUME Mari	C	1.82/6'0"	21	0.0				0.0	0.0	0:00 (0)
Team			1.74/5'9"	22.1							
Coach		HAGIWARA Mikiko									
Assistant Coach		NODERA Kazuhiko					MORIYA Shiho				

JPN Played		
PR	CAN	8 JUL
PR	TPE	9 JUL
PR	UKR	10 JUL

LEGEND

(1) Point Guard	(2) Shooting Guard	(3) Small Forward	(4) Power Forward	(5) Centre
(C) Captain	3FG% 3 Points Field Goals %	APG Assists per Game	C Centre	F Forward
FG% Field Goals %	FT% Free Throws %	G Guard	GP Games Played	MPG Minutes Played per Game
Pos Playing Position	PPG Points per Game	PR Preliminary Round	RPG Rebounds per Game	

Timing and Results provided by  TISSOT



Game No: 5

Results
Результат

Attendance: 293

Match Duration: 1:35

CAN 76 vs 48 JPN
(18:6, 24:14, 21:12, 13:16)

Referee: PAULIK Robert (CZE)

Commissioner:

Umpire: OVINOV Semen / BELIAKOV Sergei (RUS)

Scoring by 5 min intervals:	CAN	Q1		Q2		Q3		Q4	
		12	18	32	42	52	63	67	76
	JPN	3	6	11	20	25	32	38	48

CAN - Canada

No.	Name	MIN	Field Goals		2 Points		3 Points		Free Throws		Rebounds			AS	TO	ST	BS	PF	FD	PTS
			M/A	%	M/A	%	M/A	%	M/A	%	OR	DR	TOT							
5	ROS Dianna	23:31	2/2	100	1/1	100	1/1	100	0/0	0	0	3	3	1	2	1	0	1	1	5
*6	LANGLOIS Miah-Marie	20:56	2/4	50	1/3	33	1/1	100	2/2	100	1	2	3	1	0	0	0	4	1	7
*7	WILLIAMS Korissa	17:47	2/7	29	2/7	29	0/0	0	1/2	50	0	8	8	5	3	3	0	4	1	5
*8	YOUNG Kristjana	22:21	4/8	50	4/7	57	0/1	0	0/0	0	0	1	1	3	1	0	1	2	1	8
9	COWARD Rachelle	19:05	3/6	50	2/3	67	1/3	33	0/0	0	0	1	1	0	1	3	0	0	0	7
10	CHAMBERS Erin	18:54	2/4	50	2/2	100	0/2	0	2/2	100	0	3	3	3	0	0	0	2	3	6
11	SPOTTON Kara	11:50	1/2	50	1/2	50	0/0	0	1/1	100	2	2	4	0	2	0	0	1	2	3
*12	LEDINGHAM Lindsay	17:38	8/8	100	8/8	100	0/0	0	3/4	75	0	3	3	0	0	1	0	1	3	19
*13	CAMPBELL Taijah	11:12	2/7	29	2/7	29	0/0	0	0/0	0	2	8	10	3	3	0	2	2	1	4
14	KREIGER Tessa	7:08	0/4	0	0/4	0	0/0	0	0/0	0	1	1	2	0	5	0	0	1	1	0
15	EMMERSON Dalyce	11:40	4/6	67	4/6	67	0/0	0	4/4	100	2	2	4	2	4	0	0	0	2	12
Team / Coach											2	1	3		2					
Totals			30/58	52	27/50	54	3/8	38	13/15	87	10	35	45	18	23	8	3	18	16	76
Coach		MCKENZIE Fabian																		
Assistant Coach		VALLEE Chantal									DOMENGONI Michele									

JPN - Japan

No.	Name	MIN	Field Goals		2 Points		3 Points		Free Throws		Rebounds			AS	TO	ST	BS	PF	FD	PTS
			M/A	%	M/A	%	M/A	%	M/A	%	OR	DR	TOT							
*4	AMANO Kayoko	13:20	1/3	33	1/3	33	0/0	0	0/0	0	0	1	1	0	1	1	1	1	1	2
*5	SONODA Nao	15:19	0/3	0	0/3	0	0/0	0	0/0	0	0	0	0	0	0	0	0	3	2	0
6	KURIHARA Mika	14:57	1/7	14	1/5	20	0/2	0	0/0	0	0	1	1	2	2	1	0	1	0	2
7	IKEUCHI Yuri	15:08	0/3	0	0/2	0	0/1	0	0/0	0	0	1	1	0	1	2	0	2	1	0
8	IJU Minami	19:34	2/9	22	1/4	25	1/5	20	2/2	100	0	3	3	2	2	2	0	1	5	7
*9	HONDA Masami	26:23	2/7	29	1/5	20	1/2	50	1/2	50	3	1	4	0	1	0	0	0	3	6
*10	OCHIAI Satomi	25:09	2/7	29	1/3	33	1/4	25	2/2	100	0	3	3	3	4	1	0	2	2	7
*11	SHINOZAKI Mio	31:43	5/16	31	1/7	14	4/9	44	0/0	0	1	6	7	4	2	0	0	2	2	14
12	KOSUGE Yuka	14:06	3/5	60	3/4	75	0/1	0	0/0	0	1	1	2	0	2	0	0	1	0	6
13	KATO Yuki	13:46	1/2	50	1/2	50	0/0	0	1/1	100	0	0	0	1	0	0	0	1	1	3
14	SEZAKI Rina	0:00	0/0	0	0/0	0	0/0	0	0/0	0	0	0	0	0	0	0	0	0	0	0
15	HASHIZUME Mari	10:35	0/0	0	0/0	0	0/0	0	1/2	50	1	1	2	0	1	1	0	2	1	1
Team / Coach											0	0	0		0					
Totals			17/62	27	10/38	26	7/24	29	7/9	78	6	18	24	12	16	8	1	16	18	48
Coach		HAGIWARA Mikiko																		
Assistant Coach		NODERA Kazuhiko									MORIYA Shiho									

	CAN	JPN
Points from Turnovers	17	12
Points in the Paint	44	16
Second Chance Points	14	6
Fast Break Points	0	0

	CAN	JPN
Biggest Lead	33	0
Biggest Scoring Run	10-0 (16-3)	7-0 (38-18)
Lead Changes	0	
Times Tied	0	

LEGEND			
%	Shooting Percentage	(C)	Captain
BS	Blocked Shots	DR	Defensive Rebounds
OR	Offensive Rebounds	OTx	Overtime
S	Suspended	ST	Steals
(I)	Injured	FD	Fouls Drawn
PF	Fouls	PTS	Points
TO	Turnovers	TOT	Total Rebounds
*	Starters	AS	Assists
M/A	Made / Attempts	MIN	Minutes Played
Qx	Quarter Time		

Timing and Results provided by TISSOT



Game No: 5

Shot Chart
Схема бросков

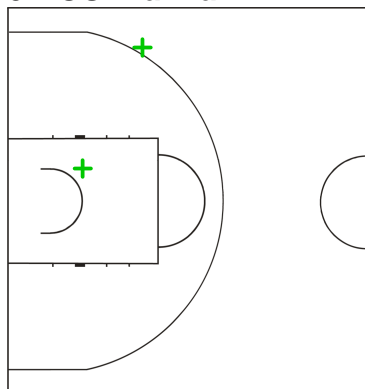
CAN 76 vs 48 JPN
(18 - 6, 24 - 14, 21 - 12, 13 - 16)

Scoring by 5 min intervals:

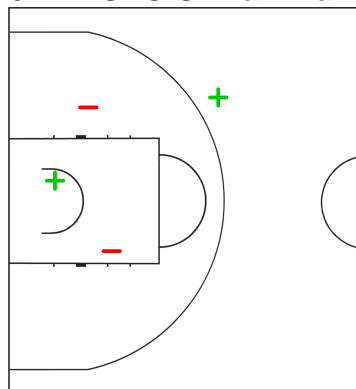
	Q1		Q2		Q3		Q4	
CAN	12	18	32	42	52	63	67	76
JPN	3	6	11	20	25	32	38	48

CAN - Canada

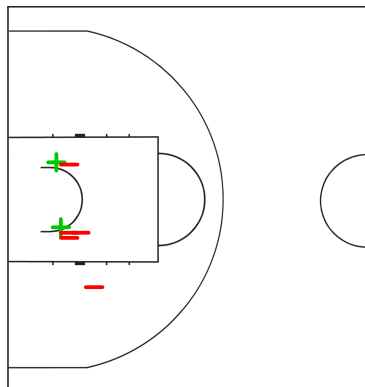
5 ROS Dianna



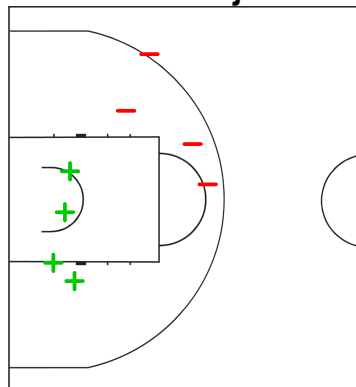
6 LANGLOIS Miah-Marie



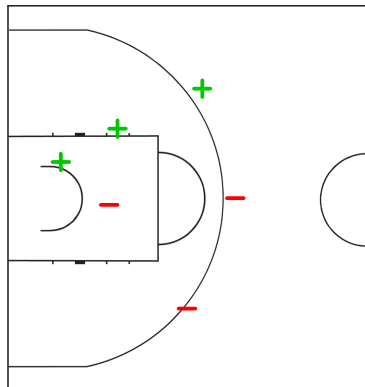
7 WILLIAMS Korissa



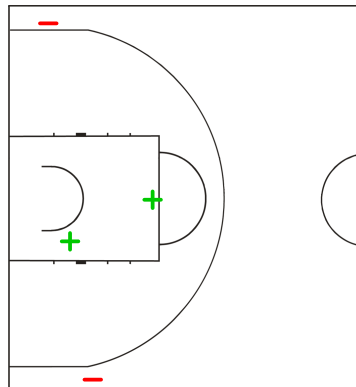
8 YOUNG Kristjana



9 COWARD Rachelle



10 CHAMBERS Erin



LEGEND

+ Shot Made

-

Shot Missed

Timing and Results provided by **TISSOT**



Game No: 5

Shot Chart
Схема бросков

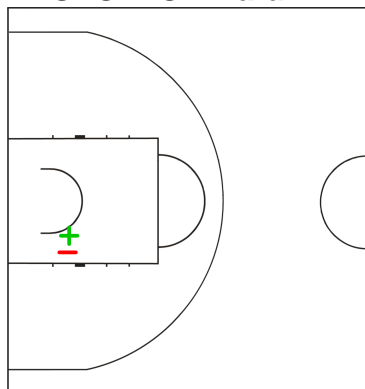
CAN 76 vs 48 JPN
(18 - 6, 24 - 14, 21 - 12, 13 - 16)

Scoring by 5 min intervals:

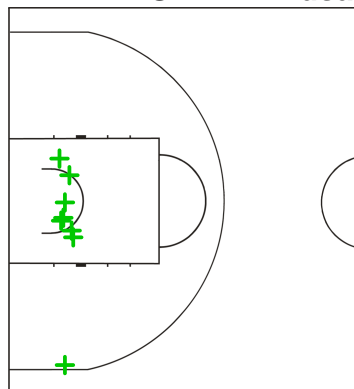
	Q1		Q2		Q3		Q4	
CAN	12	18	32	42	52	63	67	76
JPN	3	6	11	20	25	32	38	48

CAN - Canada

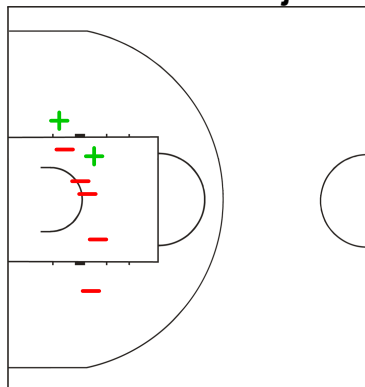
11 SPOTTON Kara



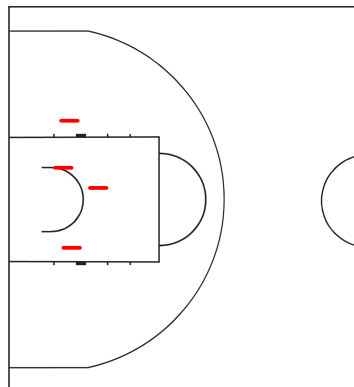
12 LEDINGHAM Lindsay



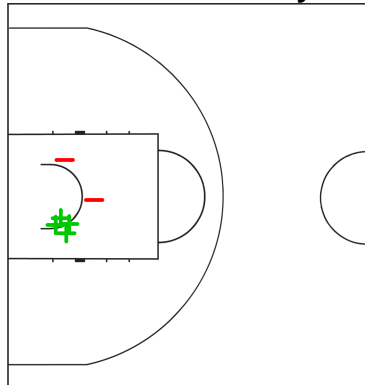
13 CAMPBELL Taijah



14 KREIGER Tessa



15 EMMERSON Dalyce



LEGEND

+ Shot Made

-

Shot Missed

Timing and Results provided by **TISSOT**



Game No: 5

Shot Chart
Схема бросков

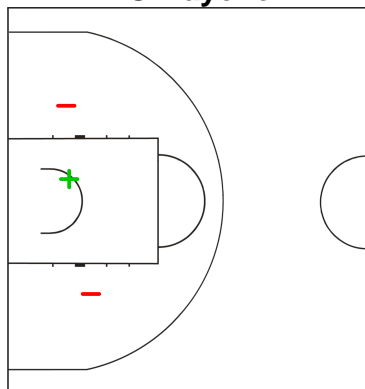
CAN 76 vs 48 JPN
(18 - 6, 24 - 14, 21 - 12, 13 - 16)

Scoring by 5 min intervals:

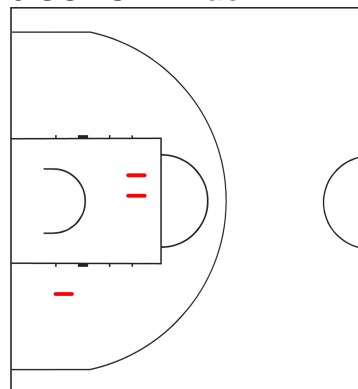
	Q1		Q2		Q3		Q4	
CAN	12	18	32	42	52	63	67	76
JPN	3	6	11	20	25	32	38	48

JPN - Japan

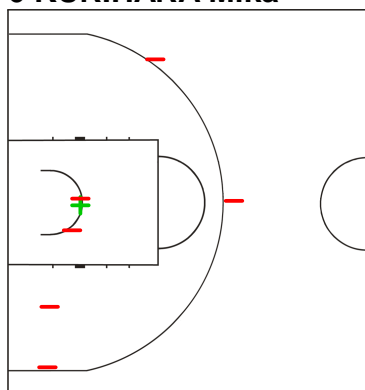
4 AMANO Kayoko



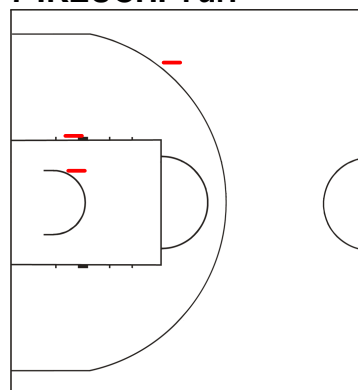
5 SONODA Nao



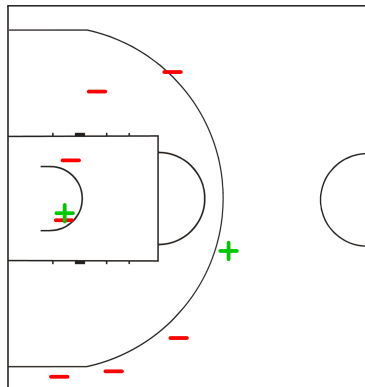
6 KURIHARA Mika



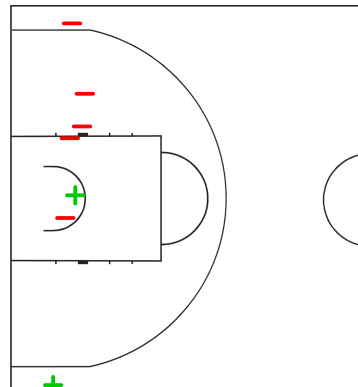
7 IKEUCHI Yuri



8 IJU Minami



9 HONDA Masami



LEGEND

+ Shot Made

- Shot Missed

Timing and Results provided by TISSOT



Game No: 5

Shot Chart
Схема бросков

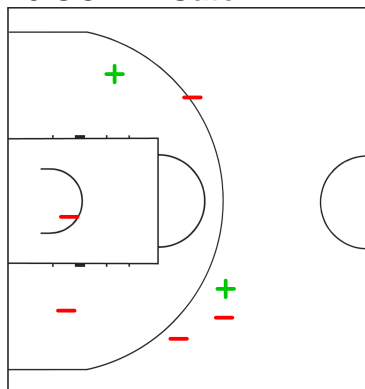
CAN 76 vs 48 JPN
(18 - 6, 24 - 14, 21 - 12, 13 - 16)

Scoring by 5 min intervals:

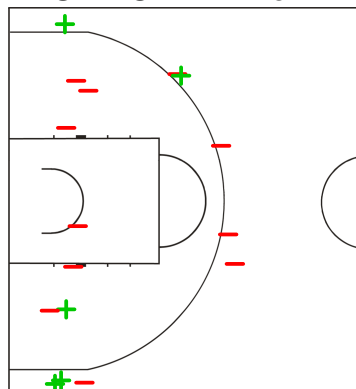
	Q1		Q2		Q3		Q4	
CAN	12	18	32	42	52	63	67	76
JPN	3	6	11	20	25	32	38	48

JPN - Japan

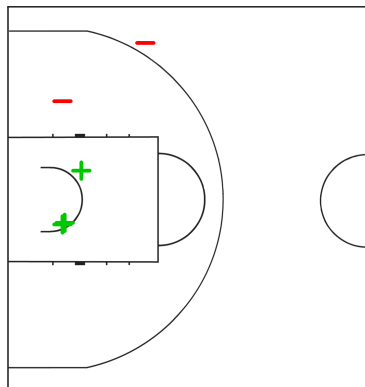
10 OCHIAI Satomi



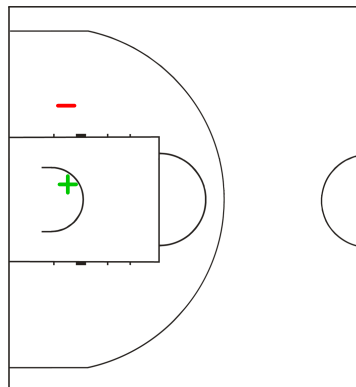
11 SHINOZAKI Mio



12 KOSUGE Yuka



13 KATO Yuki



LEGEND

+ Shot Made

- Shot Missed

Timing and Results provided by TISSOT



Game No: 5

Lineup Analysis

Анализ

CAN 76 vs 48 JPN

CAN

Lineup efficiency

6	Langlois M	7	WILLIAMS K	8	YOUNG K	12	LEDINGHAM L	13	Campbell T	6:13
5	Ros D	7	WILLIAMS K	8	YOUNG K	12	LEDINGHAM L	13	Campbell T	3:34
5	Ros D	8	YOUNG K	11	SPOTTON K	12	LEDINGHAM L	13	Campbell T	3:33
6	Langlois M	7	WILLIAMS K	9	Coward R	10	CHAMBERS E	15	EMMERSON D	3:25
5	Ros D	7	WILLIAMS K	9	Coward R	11	SPOTTON K	14	KREIGER T	2:38
5	Ros D	7	WILLIAMS K	9	Coward R	10	CHAMBERS E	15	EMMERSON D	2:15
5	Ros D	8	YOUNG K	9	Coward R	10	CHAMBERS E	14	KREIGER T	2:11
5	Ros D	6	Langlois M	10	CHAMBERS E	11	SPOTTON K	13	Campbell T	1:45
5	Ros D	6	Langlois M	8	YOUNG K	10	CHAMBERS E	13	Campbell T	1:45
6	Langlois M	9	Coward R	10	CHAMBERS E	11	SPOTTON K	15	EMMERSON D	1:44
5	Ros D	6	Langlois M	9	Coward R	10	CHAMBERS E	15	EMMERSON D	1:34
6	Langlois M	7	WILLIAMS K	8	YOUNG K	9	Coward R	15	EMMERSON D	1:33
6	Langlois M	7	WILLIAMS K	10	CHAMBERS E	12	LEDINGHAM L	15	EMMERSON D	1:09
5	Ros D	6	Langlois M	9	Coward R	11	SPOTTON K	14	KREIGER T	1:07
5	Ros D	7	WILLIAMS K	10	CHAMBERS E	11	SPOTTON K	13	Campbell T	1:03
5	Ros D	7	WILLIAMS K	9	Coward R	12	LEDINGHAM L	13	Campbell T	0:59
5	Ros D	7	WILLIAMS K	8	YOUNG K	9	Coward R	14	KREIGER T	0:40
6	Langlois M	7	WILLIAMS K	8	YOUNG K	9	Coward R	14	KREIGER T	0:32
5	Ros D	8	YOUNG K	9	Coward R	12	LEDINGHAM L	13	Campbell T	0:17
5	Ros D	8	YOUNG K	9	Coward R	10	CHAMBERS E	13	Campbell T	0:10

Score development

5	Ros D	7	WILLIAMS K	8	YOUNG K	12	LEDINGHAM L	13	Campbell T	3:34	+9
6	Langlois M	7	WILLIAMS K	8	YOUNG K	12	LEDINGHAM L	13	Campbell T	6:13	+9
5	Ros D	8	YOUNG K	11	SPOTTON K	12	LEDINGHAM L	13	Campbell T	3:33	+6
6	Langlois M	7	WILLIAMS K	8	YOUNG K	9	Coward R	15	EMMERSON D	1:33	+4
5	Ros D	6	Langlois M	10	CHAMBERS E	11	SPOTTON K	13	Campbell T	1:45	+4
5	Ros D	7	WILLIAMS K	9	Coward R	11	SPOTTON K	14	KREIGER T	2:38	+4
5	Ros D	6	Langlois M	9	Coward R	10	CHAMBERS E	15	EMMERSON D	1:34	+2
5	Ros D	7	WILLIAMS K	9	Coward R	10	CHAMBERS E	15	EMMERSON D	2:15	+2
6	Langlois M	7	WILLIAMS K	10	CHAMBERS E	12	LEDINGHAM L	15	EMMERSON D	1:09	+1
5	Ros D	8	YOUNG K	9	Coward R	10	CHAMBERS E	13	Campbell T	0:10	0
5	Ros D	8	YOUNG K	9	Coward R	12	LEDINGHAM L	13	Campbell T	0:17	0
6	Langlois M	7	WILLIAMS K	8	YOUNG K	9	Coward R	14	KREIGER T	0:32	0
5	Ros D	7	WILLIAMS K	8	YOUNG K	9	Coward R	14	KREIGER T	0:40	-1
5	Ros D	7	WILLIAMS K	9	Coward R	12	LEDINGHAM L	13	Campbell T	0:59	0
5	Ros D	7	WILLIAMS K	10	CHAMBERS E	11	SPOTTON K	13	Campbell T	1:03	0
5	Ros D	8	YOUNG K	9	Coward R	10	CHAMBERS E	14	KREIGER T	2:11	0
5	Ros D	6	Langlois M	9	Coward R	11	SPOTTON K	14	KREIGER T	1:07	-2
6	Langlois M	7	WILLIAMS K	9	Coward R	10	CHAMBERS E	15	EMMERSON D	3:25	-3
6	Langlois M	9	Coward R	10	CHAMBERS E	11	SPOTTON K	15	EMMERSON D	1:44	-4
5	Ros D	6	Langlois M	8	YOUNG K	10	CHAMBERS E	13	Campbell T	1:45	-5



Game No: 5

Lineup Analysis

Анализ

JPN

Lineup efficiency

4	Amano K	5	Sonoda N	9	Honda M	10	Ochiai S	11	Shinozaki M	8:34
9	Honda M	10	Ochiai S	11	Shinozaki M	13	Kato Y	15	Hashizume M	3:38
6	Kurihara M	7	Ikeuchi Y	8	Iju M	11	Shinozaki M	12	Kosuge Y	3:30
4	Amano K	5	Sonoda N	8	Iju M	9	Honda M	11	Shinozaki M	2:25
6	Kurihara M	7	Ikeuchi Y	10	Ochiai S	13	Kato Y	15	Hashizume M	2:14
7	Ikeuchi Y	8	Iju M	9	Honda M	10	Ochiai S	12	Kosuge Y	2:10
4	Amano K	9	Honda M	10	Ochiai S	11	Shinozaki M	12	Kosuge Y	1:46
8	Iju M	9	Honda M	11	Shinozaki M	12	Kosuge Y	13	Kato Y	1:44
5	Sonoda N	6	Kurihara M	7	Ikeuchi Y	8	Iju M	11	Shinozaki M	1:43
6	Kurihara M	8	Iju M	10	Ochiai S	13	Kato Y	15	Hashizume M	1:35
7	Ikeuchi Y	9	Honda M	10	Ochiai S	11	Shinozaki M	12	Kosuge Y	1:34
5	Sonoda N	7	Ikeuchi Y	8	Iju M	9	Honda M	11	Shinozaki M	1:33
6	Kurihara M	8	Iju M	11	Shinozaki M	13	Kato Y	15	Hashizume M	1:32
6	Kurihara M	7	Ikeuchi Y	8	Iju M	9	Honda M	12	Kosuge Y	1:20
5	Sonoda N	7	Ikeuchi Y	9	Honda M	10	Ochiai S	11	Shinozaki M	1:04
6	Kurihara M	8	Iju M	11	Shinozaki M	12	Kosuge Y	13	Kato Y	1:04
6	Kurihara M	10	Ochiai S	11	Shinozaki M	13	Kato Y	15	Hashizume M	1:01
6	Kurihara M	8	Iju M	10	Ochiai S	12	Kosuge Y	13	Kato Y	0:58
4	Amano K	9	Honda M	10	Ochiai S	11	Shinozaki M	15	Hashizume M	0:35

Score development

8	Iju M	9	Honda M	11	Shinozaki M	12	Kosuge Y	13	Kato Y	1:44	+4
6	Kurihara M	10	Ochiai S	11	Shinozaki M	13	Kato Y	15	Hashizume M	1:01	+3
9	Honda M	10	Ochiai S	11	Shinozaki M	13	Kato Y	15	Hashizume M	3:38	+3
6	Kurihara M	8	Iju M	10	Ochiai S	12	Kosuge Y	13	Kato Y	0:58	0
6	Kurihara M	8	Iju M	11	Shinozaki M	12	Kosuge Y	13	Kato Y	1:04	0
6	Kurihara M	7	Ikeuchi Y	8	Iju M	9	Honda M	12	Kosuge Y	1:20	0
6	Kurihara M	8	Iju M	11	Shinozaki M	13	Kato Y	15	Hashizume M	1:32	0
7	Ikeuchi Y	8	Iju M	9	Honda M	10	Ochiai S	12	Kosuge Y	2:10	-1
6	Kurihara M	7	Ikeuchi Y	8	Iju M	11	Shinozaki M	12	Kosuge Y	3:30	0
4	Amano K	9	Honda M	10	Ochiai S	11	Shinozaki M	15	Hashizume M	0:35	-2
5	Sonoda N	7	Ikeuchi Y	8	Iju M	9	Honda M	11	Shinozaki M	1:33	-2
7	Ikeuchi Y	9	Honda M	10	Ochiai S	11	Shinozaki M	12	Kosuge Y	1:34	-2
6	Kurihara M	7	Ikeuchi Y	10	Ochiai S	13	Kato Y	15	Hashizume M	2:14	-2
4	Amano K	5	Sonoda N	8	Iju M	9	Honda M	11	Shinozaki M	2:25	-2
5	Sonoda N	7	Ikeuchi Y	9	Honda M	10	Ochiai S	11	Shinozaki M	1:04	-4
6	Kurihara M	8	Iju M	10	Ochiai S	13	Kato Y	15	Hashizume M	1:35	-4
4	Amano K	9	Honda M	10	Ochiai S	11	Shinozaki M	12	Kosuge Y	1:46	-5
4	Amano K	5	Sonoda N	9	Honda M	10	Ochiai S	11	Shinozaki M	8:34	-6
5	Sonoda N	6	Kurihara M	7	Ikeuchi Y	8	Iju M	11	Shinozaki M	1:43	-8

LEGEND

+ Shot Made - Shot Missed

Timing and Results provided by TISSOT



Game No: 6

Start List

Стартовый список

TPE vs UKR

Referee: MIKHAYLOV Sergey (RUS)

Umpire: CROSS Gina (USA) / RODSAND Torkild (NOR)

TPE - Chinese Taipei

No.	Name	Pos	Height m / ft in	Age	Current Games Statistics						
					PPG	FG%	3FG%	FT%	RPG	APG	MPG (GP)
4	CHANG Chi-Fang	G	1.74/5'9"	20	0.0				0.0	0.0	0:00 (0)
5	HSU Chien-Hui	F	1.72/5'8"	23	0.0				0.0	0.0	0:00 (0)
6	YANG Ya-Hui	G	1.70/5'7"	24	0.0				0.0	0.0	0:00 (0)
7	HUANG Hung-Ying	F	1.64/5'5"	23	0.0				0.0	0.0	0:00 (0)
8	LIU Hsi-Yeh	F	1.73/5'8"	21	0.0				0.0	0.0	0:00 (0)
9	CHANG Chia-Ling	G	1.72/5'8"	23	0.0				0.0	0.0	0:00 (0)
10	LIN Hsien-Fang	G	1.73/5'8"	21	0.0				0.0	0.0	0:00 (0)
11	HUANG Ping-Jen	F	1.77/5'10"	23	0.0				0.0	0.0	0:00 (0)
12	HUANG Hsiang-Ting	C	1.81/5'11"	20	0.0				0.0	0.0	0:00 (0)
13	LO Chiao-Hui	F	1.77/5'10"	23	0.0				0.0	0.0	0:00 (0)
14	HUANG Ying-Li	F	1.70/5'7"	24	0.0				0.0	0.0	0:00 (0)
15	HSIEH Pei-Chun	C	1.82/6'0"	21	0.0				0.0	0.0	0:00 (0)
Team			1.74/5'9"	22.2							
Coach		LIANG Chia-Yin									
Assistant Coach		CHIEN Wei-Chuan					CHENG Hui-Yun				

TPE Played		
PR	UKR	8 JUL
PR	JPN	9 JUL
PR	CAN	10 JUL


UKR - Ukraine

No.	Name	Pos	Height m / ft in	Age	Current Games Statistics						
					PPG	FG%	3FG%	FT%	RPG	APG	MPG (GP)
4	BILOTSERKIVSKA Arina		1.70/5'7"	23	0.0				0.0	0.0	0:00 (0)
5	SAMBURSKA Olena		1.74/5'9"	24	0.0				0.0	0.0	0:00 (0)
6	MATSKO Krystyna		1.81/5'11"	22	0.0				0.0	0.0	0:00 (0)
7	BOGDANOVA Anastasiia		1.77/5'10"	21	0.0				0.0	0.0	0:00 (0)
8	DOROGOZUBOVA Kateryna		1.86/6'1"	23	0.0				0.0	0.0	0:00 (0)
9	MAZNICHENKO Olga		1.87/6'2"	21	0.0				0.0	0.0	0:00 (0)
10	RYMARENKO Kateryna		1.87/6'2"	23	0.0				0.0	0.0	0:00 (0)
12	MALASHENKO Olesia		1.89/6'2"	22	0.0				0.0	0.0	0:00 (0)
13	KOLOTOVSKA Natalia		1.70/5'7"	23	0.0				0.0	0.0	0:00 (0)
14	KOVALOVA Kateryna		1.85/6'1"	24	0.0				0.0	0.0	0:00 (0)
15	NAZAREVYCH Alisa		1.93/6'4"	23	0.0				0.0	0.0	0:00 (0)
Team			1.82/6'0"	22.6							
Coach		CZRCZURO Vadim									
Assistant Coach		VOZNIUK Sergii									

UKR Played		
PR	TPE	8 JUL
PR	CAN	9 JUL
PR	JPN	10 JUL

LEGEND

(1)	Point Guard	(2)	Shooting Guard	(3)	Small Forward	(4)	Power Forward	(5)	Centre
(C)	Captain	3FG%	3 Points Field Goals %	APG	Assists per Game	C	Centre	F	Forward
FG%	Field Goals %	FT%	Free Throws %	G	Guard	GP	Games Played	MPG	Minutes Played per Game
Pos	Playing Position	PPG	Points per Game	PR	Preliminary Round	RPG	Rebounds per Game		

Timing and Results provided by  TISSOT



Game No: 6

Results
Результат

Match Duration: 1:51

TPE 84 vs 68 UKR
(17:17, 15:21, 27:18, 25:12)

Referee: MIKHAYLOV Sergey (RUS)

Commissioner:

Umpire: CROSS Gina (USA) / RODSAND Torkild (NOR)

		Q1		Q2		Q3		Q4	
Scoring by 5 min intervals:	TPE	9	17	27	32	40	59	70	84
	UKR	13	17	25	38	50	56	60	68

TPE - Chinese Taipei

No.	Name	MIN	Field Goals		2 Points		3 Points		Free Throws		Rebounds			AS	TO	ST	BS	PF	FD	PTS
			M/A	%	M/A	%	M/A	%	M/A	%	OR	DR	TOT							
4	CHANG Chi-Fang	16:19	4/6	67	4/5	80	0/1	0	3/4	75	1	1	2	1	0	4	0	3	3	11
*5	HSU Chien-Hui	32:22	3/8	38	3/8	38	0/0	0	0/0	0	0	8	8	4	1	1	0	1	3	6
*6	YANG Ya-Hui	30:38	1/3	33	1/2	50	0/1	0	0/0	0	0	2	2	9	3	1	0	5	3	2
7	HUANG Hung-Ying	2:32	0/1	0	0/1	0	0/0	0	0/0	0	0	0	0	0	0	0	0	2	0	0
8	LIU Hsi-Yeh	0:00	0/0	0	0/0	0	0/0	0	0/0	0	0	0	0	0	0	0	0	0	0	0
9	CHANG Chia-Ling	0:42	0/0	0	0/0	0	0/0	0	0/0	0	0	0	0	0	0	0	0	0	0	0
10	LIN Hsien-Fang	0:42	0/0	0	0/0	0	0/0	0	0/0	0	1	0	1	0	0	0	0	0	0	0
*11	HUANG Ping-Jen	35:24	4/8	50	4/8	50	0/0	0	2/3	67	0	6	6	2	0	4	0	3	4	10
12	HUANG Hsiang-Ting	24:06	6/8	75	6/8	75	0/0	0	5/5	100	0	2	2	2	0	2	0	2	4	17
13	LO Chiao-Hui	4:36	0/1	0	0/1	0	0/0	0	0/0	0	0	1	1	0	0	0	0	0	2	0
*14	HUANG Ying-Li	36:45	10/26	38	5/14	36	5/12	42	2/3	67	0	4	4	5	3	4	0	2	4	27
*15	HSIEH Pei-Chun	15:54	5/7	71	5/7	71	0/0	0	1/2	50	0	0	0	0	2	0	0	1	1	11
Team / Coach											0	0	0							1
Totals			33/68	49	28/54	52	5/14	36	13/17	76	2	24	26	23	9	16	0	20	24	84

Coach	LIANG Chia-Yin	
Assistant Coach	CHIEN Wei-Chuan	CHENG Hui-Yun

UKR - Ukraine

No.	Name	MIN	Field Goals		2 Points		3 Points		Free Throws		Rebounds			AS	TO	ST	BS	PF	FD	PTS
			M/A	%	M/A	%	M/A	%	M/A	%	OR	DR	TOT							
*4	BILOTSERKIVSKA Arina	30:19	0/5	0	0/1	0	0/4	0	0/2	0	0	5	5	0	1	1	0	4	4	0
*5	SAMBURSKA Olena	31:23	4/8	50	4/6	67	0/2	0	0/0	0	1	0	1	5	5	2	0	4	2	8
6	MATSKO Krystyna	23:57	3/8	38	3/7	43	0/1	0	0/0	0	3	4	7	2	4	1	0	3	4	6
7	BOGDANOVA Anastasiia	10:17	0/3	0	0/2	0	0/1	0	0/0	0	0	3	3	0	2	0	0	3	1	0
*8	DOROGOBUZOVA Kateryna	15:29	4/8	50	4/7	57	0/1	0	0/0	0	1	3	4	0	2	0	0	1	0	8
*9	MAZNICHENKO Olga	26:16	7/11	64	6/9	67	1/2	50	2/2	100	4	7	11	3	1	0	0	4	2	17
10	RYMARENKO Kateryna	6:57	2/5	40	2/5	40	0/0	0	0/0	0	2	1	3	1	1	0	1	2	0	4
12	MALASHENKO Olesia	28:51	8/18	44	8/18	44	0/0	0	5/7	71	7	6	13	1	2	1	0	1	5	21
13	KOLOTOVSKA Natalia	10:42	0/0	0	0/0	0	0/0	0	0/0	0	1	0	1	0	4	1	0	1	0	0
14	KOVALOVA Kateryna	7:13	0/4	0	0/4	0	0/0	0	0/0	0	1	2	3	0	2	0	0	1	1	0
*15	NAZAREVYCH Alisa	8:36	2/4	50	2/4	50	0/0	0	0/0	0	1	0	1	1	0	0	0	0	0	4
Team / Coach											0	1	1							
Totals			30/74	41	29/63	46	1/11	9	7/11	64	21	32	53	13	24	6	1	24	19	68

Coach	CZRCZURO Vadim	
Assistant Coach	VOZNIUK Sergii	

	TPE	UKR
Points from Turnovers	30	2
Points in the Paint	32	48
Second Chance Points	0	10
Fast Break Points	0	0

	TPE	UKR
Biggest Lead	17	14
Biggest Scoring Run	19-0 (59-54)	5-0 (27-30)
Lead Changes	5	
Times Tied	7	

LEGEND			
%	Shooting Percentage	(C)	Captain
BS	Blocked Shots	DR	Defensive Rebounds
OR	Offensive Rebounds	OTx	Overtime
S	Suspended	ST	Steals
(I)	Injured	FD	Fouls Drawn
PF	Fouls	PTS	Points
TO	Turnovers	TOT	Total Rebounds
*	Starters	AS	Assists
M/A	Made / Attempts	MIN	Minutes Played
Qx	Quarter Time		

Timing and Results provided by TISSOT



Game No: 6

Shot Chart
Схема бросков

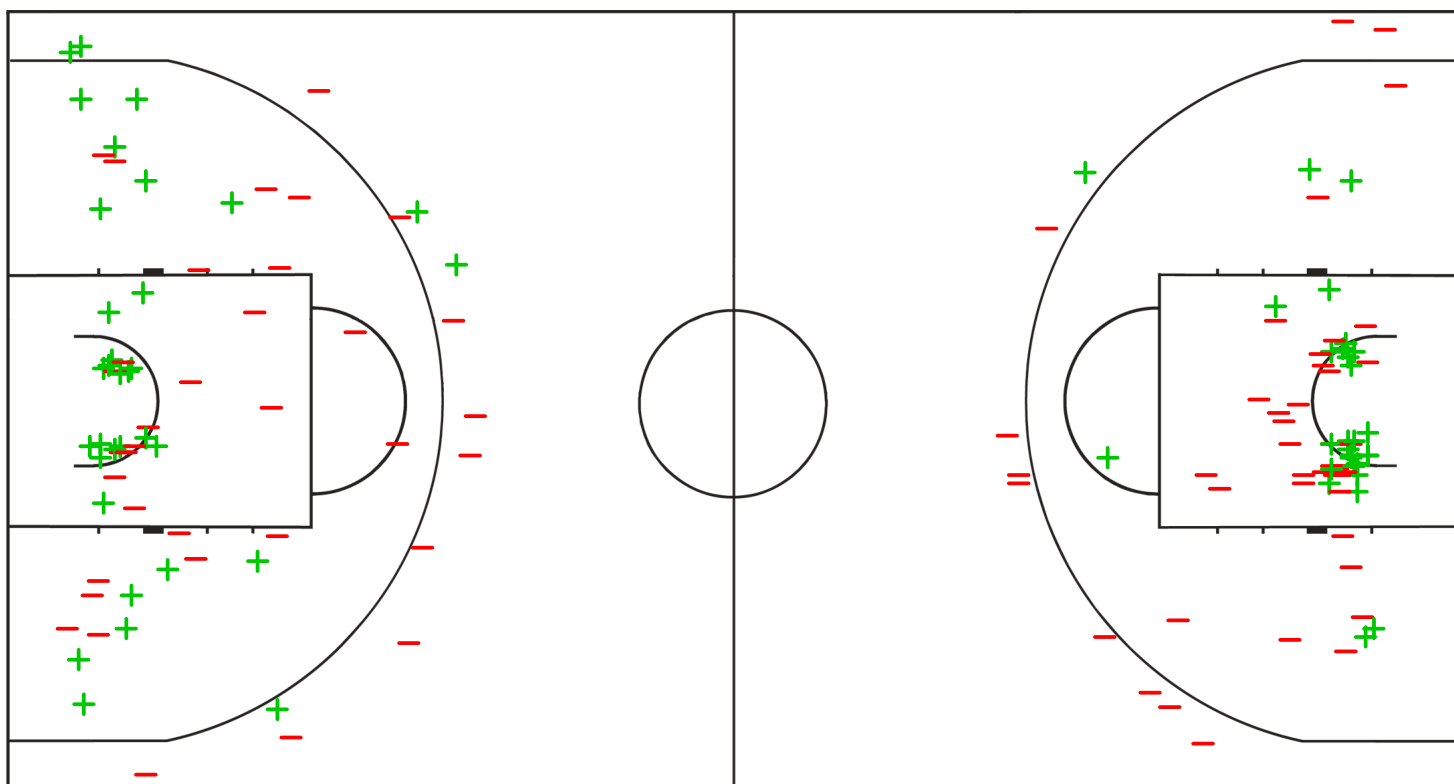
TPE 84 vs 68 UKR
(17 - 17, 15 - 21, 27 - 18, 25 - 12)

Scoring by 5 min intervals:

	Q1		Q2		Q3		Q4	
TPE	9	17	27	32	40	59	70	84
UKR	13	17	25	38	50	56	60	68

TPE - Chinese Taipei

UKR - Ukraine



LEGEND

+ Shot Made

- Shot Missed

Timing and Results provided by **TISSOT**



Game No: 6

Shot Chart
Схема бросков

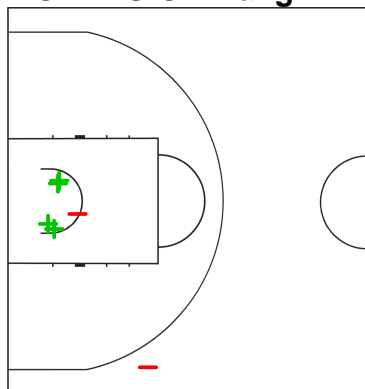
TPE 84 vs 68 UKR
(17 - 17, 15 - 21, 27 - 18, 25 - 12)

Scoring by 5 min intervals:

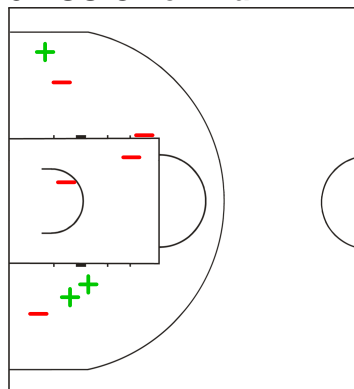
	Q1		Q2		Q3		Q4	
TPE	9	17	27	32	40	59	70	84
UKR	13	17	25	38	50	56	60	68

TPE - Chinese Taipei

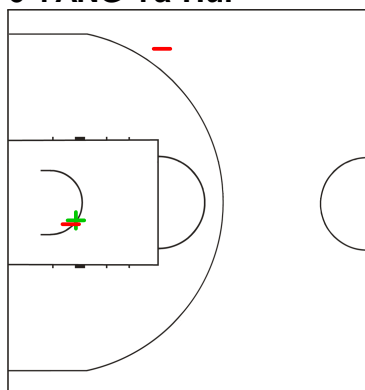
4 CHANG Chi-Fang



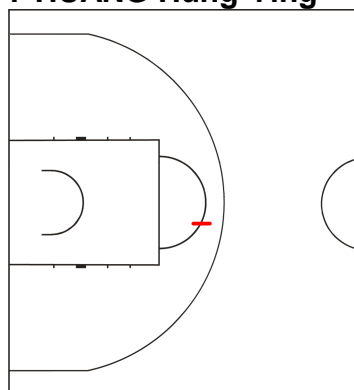
5 HSU Chien-Hui



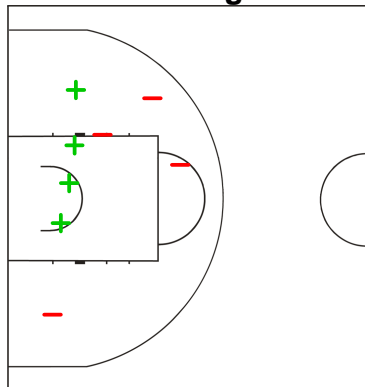
6 YANG Ya-Hui



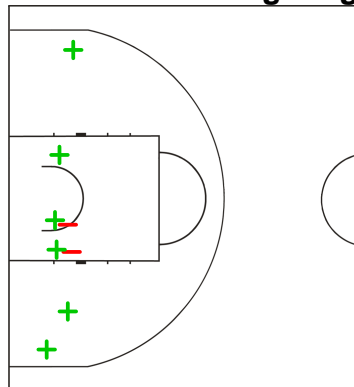
7 HUANG Hung-Ying



11 HUANG Ping-Jen



12 HUANG Hsiang-Ting



LEGEND

+ Shot Made

-

Shot Missed

Timing and Results provided by TISSOT



Game No: 6

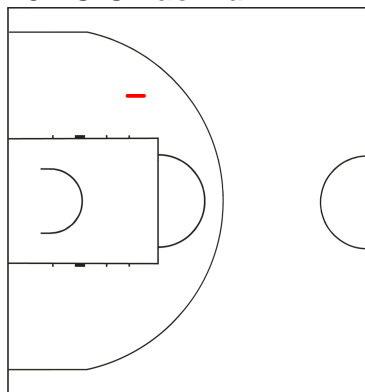
Shot Chart
Схема бросков

TPE 84 vs 68 UKR
(17 - 17, 15 - 21, 27 - 18, 25 - 12)

Scoring by 5 min intervals:

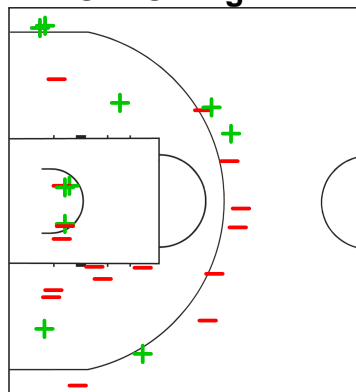
	Q1		Q2		Q3		Q4	
TPE	9	17	27	32	40	59	70	84
UKR	13	17	25	38	50	56	60	68

13 LO Chiao-Hui

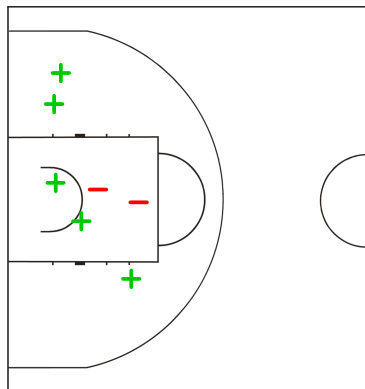


TPE - Chinese Taipei

14 HUANG Ying-Li



15 HSIEH Pei-Chun



LEGEND

+ Shot Made

-

Shot Missed



Game No: 6

Shot Chart
Схема бросков

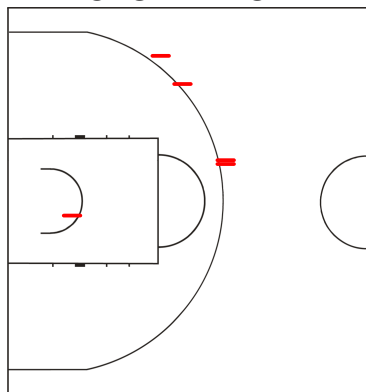
TPE 84 vs 68 UKR
(17 - 17, 15 - 21, 27 - 18, 25 - 12)

Scoring by 5 min intervals:

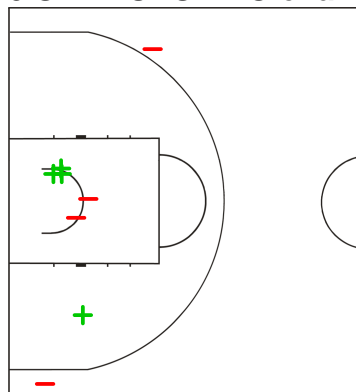
	Q1		Q2		Q3		Q4	
TPE	9	17	27	32	40	59	70	84
UKR	13	17	25	38	50	56	60	68

UKR - Ukraine

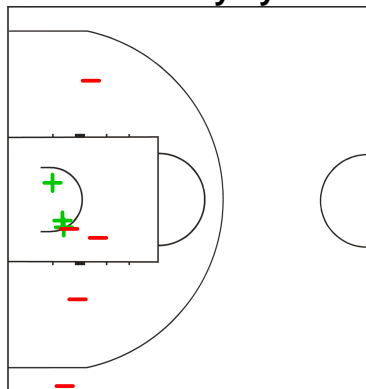
4 BILOTSEKIVSKA Arina



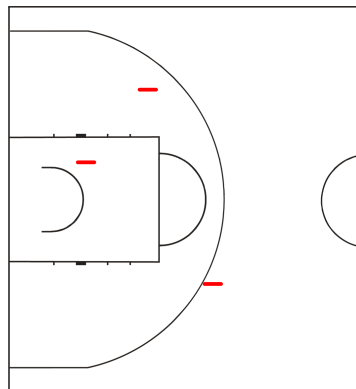
5 SAMBURSKA Olena



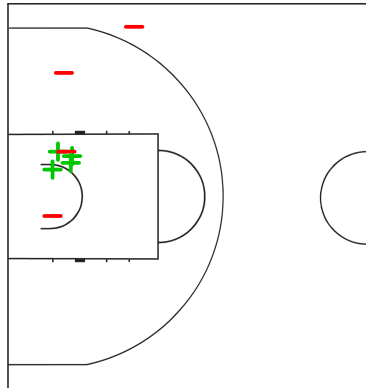
6 MATSKO Krystyna



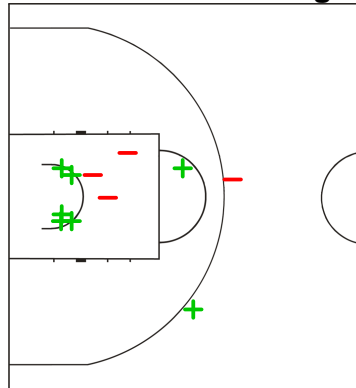
7 BOGDANOVA Anastasiia



8 DOROGOBUZOVA Kateryna



9 MAZNICHENKO Olga



LEGEND

+ Shot Made

-

Shot Missed

Timing and Results provided by TISSOT



Game No: 6

Shot Chart
Схема бросков

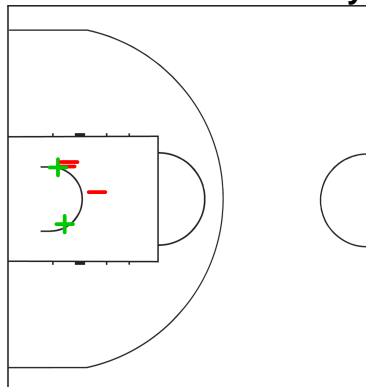
TPE 84 vs 68 UKR
(17 - 17, 15 - 21, 27 - 18, 25 - 12)

Scoring by 5 min intervals:

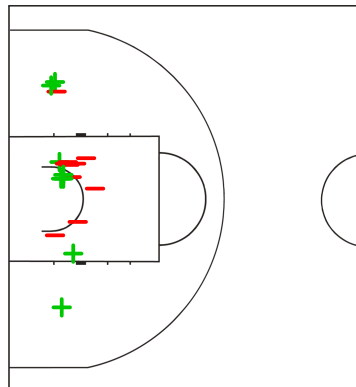
	Q1		Q2		Q3		Q4	
TPE	9	17	27	32	40	59	70	84
UKR	13	17	25	38	50	56	60	68

UKR - Ukraine

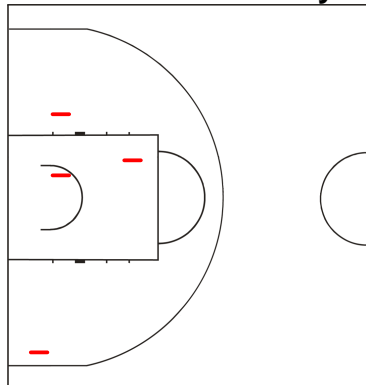
10 RYMARENKO Kateryna



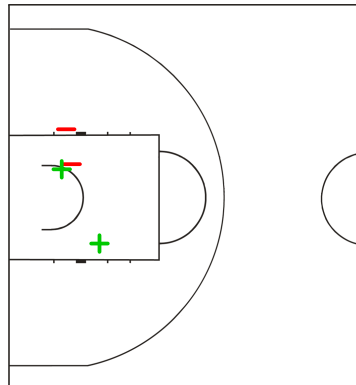
12 MALASHENKO Olesia



14 KOVALOVA Kateryna



15 NAZAREVYCH Alisa



LEGEND

+ Shot Made

- Shot Missed

Timing and Results provided by **TISSOT**



Game No: 6

Lineup Analysis

Анализ

TPE 84 vs 68 UKR

TPE

Lineup efficiency

5	Hsu C	6	Yang Y	11	Huang P	14	Huang Y	15	Hsieh P	11:18
5	Hsu C	6	Yang Y	11	Huang P	12	Huang H	14	Huang Y	11:05
4	Chang C	6	Yang Y	11	Huang P	12	Huang H	14	Huang Y	6:56
4	Chang C	5	Hsu C	11	Huang P	12	Huang H	14	Huang Y	3:32
4	Chang C	5	Hsu C	13	Lo C	14	Huang Y	15	Hsieh P	3:18
4	Chang C	5	Hsu C	7	Huang H	11	Huang P	12	Huang H	1:50
4	Chang C	5	Hsu C	6	Yang Y	11	Huang P	12	Huang H	0:43
7	Huang H	9	Chang C	10	Lin H	13	Lo C	15	Hsieh P	0:42
5	Hsu C	6	Yang Y	13	Lo C	14	Huang Y	15	Hsieh P	0:36

Score development

4	Chang C	6	Yang Y	11	Huang P	12	Huang H	14	Huang Y	6:56	+18
4	Chang C	5	Hsu C	11	Huang P	12	Huang H	14	Huang Y	3:32	+5
4	Chang C	5	Hsu C	6	Yang Y	11	Huang P	12	Huang H	0:43	+4
4	Chang C	5	Hsu C	7	Huang H	11	Huang P	12	Huang H	1:50	+2
5	Hsu C	6	Yang Y	13	Lo C	14	Huang Y	15	Hsieh P	0:36	0
7	Huang H	9	Chang C	10	Lin H	13	Lo C	15	Hsieh P	0:42	-1
4	Chang C	5	Hsu C	13	Lo C	14	Huang Y	15	Hsieh P	3:18	-1
5	Hsu C	6	Yang Y	11	Huang P	14	Huang Y	15	Hsieh P	11:18	-5
5	Hsu C	6	Yang Y	11	Huang P	12	Huang H	14	Huang Y	11:05	-6



Game No: 6

Lineup Analysis

Анализ

UKR

Lineup efficiency


4 Bilotserkivska A	5 Samburska O	6 Matsko K	9 Maznichenko O	12 Malashenko O	6:21
4 Bilotserkivska A	5 Samburska O	6 Matsko K	8 DOROGOBUZOVA K	12 Malashenko O	3:49
4 Bilotserkivska A	5 Samburska O	8 DOROGOBUZOVA K	9 Maznichenko O	15 Nazarevych A	3:15
4 Bilotserkivska A	5 Samburska O	9 Maznichenko O	10 Rymarenko K	15 Nazarevych A	3:01
4 Bilotserkivska A	5 Samburska O	6 Matsko K	8 DOROGOBUZOVA K	14 Kovalova K	2:33
5 Samburska O	6 Matsko K	7 BOGDANOVA A	12 Malashenko O	14 Kovalova K	2:24
4 Bilotserkivska A	5 Samburska O	9 Maznichenko O	10 Rymarenko K	12 Malashenko O	2:23
4 Bilotserkivska A	5 Samburska O	9 Maznichenko O	12 Malashenko O	13 Kolotovska N	2:21
4 Bilotserkivska A	5 Samburska O	8 DOROGOBUZOVA K	9 Maznichenko O	12 Malashenko O	1:52
6 Matsko K	7 BOGDANOVA A	9 Maznichenko O	12 Malashenko O	13 Kolotovska N	1:45
5 Samburska O	7 BOGDANOVA A	9 Maznichenko O	10 Rymarenko K	12 Malashenko O	1:33
4 Bilotserkivska A	6 Matsko K	9 Maznichenko O	12 Malashenko O	13 Kolotovska N	1:26
4 Bilotserkivska A	6 Matsko K	12 Malashenko O	13 Kolotovska N	14 Kovalova K	1:20
4 Bilotserkivska A	6 Matsko K	8 DOROGOBUZOVA K	12 Malashenko O	13 Kolotovska N	1:02
6 Matsko K	7 BOGDANOVA A	12 Malashenko O	13 Kolotovska N	14 Kovalova K	0:56
5 Samburska O	7 BOGDANOVA A	8 DOROGOBUZOVA K	9 Maznichenko O	15 Nazarevych A	0:50
5 Samburska O	6 Matsko K	7 BOGDANOVA A	9 Maznichenko O	12 Malashenko O	0:41
4 Bilotserkivska A	6 Matsko K	7 BOGDANOVA A	8 DOROGOBUZOVA K	15 Nazarevych A	0:36
6 Matsko K	7 BOGDANOVA A	8 DOROGOBUZOVA K	13 Kolotovska N	15 Nazarevych A	0:34
6 Matsko K	7 BOGDANOVA A	8 DOROGOBUZOVA K	12 Malashenko O	13 Kolotovska N	0:30
7 BOGDANOVA A	8 DOROGOBUZOVA K	9 Maznichenko O	12 Malashenko O	13 Kolotovska N	0:28
4 Bilotserkivska A	5 Samburska O	9 Maznichenko O	13 Kolotovska N	15 Nazarevych A	0:20

Score development

4 Bilotserkivska A	5 Samburska O	6 Matsko K	9 Maznichenko O	12 Malashenko O	6:21	+8
4 Bilotserkivska A	5 Samburska O	9 Maznichenko O	10 Rymarenko K	12 Malashenko O	2:23	+6
4 Bilotserkivska A	6 Matsko K	12 Malashenko O	13 Kolotovska N	14 Kovalova K	1:20	+4
6 Matsko K	7 BOGDANOVA A	9 Maznichenko O	12 Malashenko O	13 Kolotovska N	1:45	+2
4 Bilotserkivska A	5 Samburska O	8 DOROGOBUZOVA K	9 Maznichenko O	15 Nazarevych A	3:15	+1
7 BOGDANOVA A	8 DOROGOBUZOVA K	9 Maznichenko O	12 Malashenko O	13 Kolotovska N	0:28	0
6 Matsko K	7 BOGDANOVA A	8 DOROGOBUZOVA K	12 Malashenko O	13 Kolotovska N	0:30	-1
5 Samburska O	6 Matsko K	7 BOGDANOVA A	9 Maznichenko O	12 Malashenko O	0:41	0
5 Samburska O	7 BOGDANOVA A	8 DOROGOBUZOVA K	9 Maznichenko O	15 Nazarevych A	0:50	0
5 Samburska O	7 BOGDANOVA A	9 Maznichenko O	10 Rymarenko K	12 Malashenko O	1:33	0
4 Bilotserkivska A	5 Samburska O	8 DOROGOBUZOVA K	9 Maznichenko O	12 Malashenko O	1:52	-1
4 Bilotserkivska A	5 Samburska O	9 Maznichenko O	12 Malashenko O	13 Kolotovska N	2:21	-1
4 Bilotserkivska A	6 Matsko K	8 DOROGOBUZOVA K	12 Malashenko O	13 Kolotovska N	1:02	-2
5 Samburska O	6 Matsko K	7 BOGDANOVA A	12 Malashenko O	14 Kovalova K	2:24	-2
4 Bilotserkivska A	5 Samburska O	9 Maznichenko O	10 Rymarenko K	15 Nazarevych A	3:01	-2
4 Bilotserkivska A	5 Samburska O	9 Maznichenko O	13 Kolotovska N	15 Nazarevych A	0:20	-3
4 Bilotserkivska A	6 Matsko K	7 BOGDANOVA A	8 DOROGOBUZOVA K	15 Nazarevych A	0:36	-3
4 Bilotserkivska A	6 Matsko K	9 Maznichenko O	12 Malashenko O	13 Kolotovska N	1:26	-3
4 Bilotserkivska A	5 Samburska O	6 Matsko K	8 DOROGOBUZOVA K	12 Malashenko O	3:49	-3
6 Matsko K	7 BOGDANOVA A	8 DOROGOBUZOVA K	13 Kolotovska N	15 Nazarevych A	0:34	-5
6 Matsko K	7 BOGDANOVA A	12 Malashenko O	13 Kolotovska N	14 Kovalova K	0:56	-5
4 Bilotserkivska A	5 Samburska O	6 Matsko K	8 DOROGOBUZOVA K	14 Kovalova K	2:33	-6

LEGEND

+ Shot Made - Shot Missed

Timing and Results provided by  TISSOT



Game No: 11

Start List

Стартовый список

CAN vs UKR

Referee: SUSLOV Timo (EST)

Umpire: KOVER Fabio (BRA) / KUCERA Stanislav (CZE)

CAN - Canada

No.	Name	Pos	Height m / ft in	Age	Current Games Statistics						
					PPG	FG%	3FG%	FT%	RPG	APG	MPG (GP)
5	ROS Dianna	G	1.70/5'7"	21	5.0	100	100		3.0	1.0	23:31 (1)
6	LANGLOIS Miah-Marie	G	1.73/5'8"	21	7.0	50	100	100	3.0	1.0	20:56 (1)
7	WILLIAMS Korissa	G	1.75/5'9"	21	5.0	29		50	8.0	5.0	17:47 (1)
8	YOUNG Kristjana	G	1.83/6'0"	21	8.0	50	0		1.0	3.0	22:21 (1)
9	COWARD Rachelle	G	1.83/6'0"	23	7.0	50	33		1.0	0.0	19:05 (1)
10	CHAMBERS Erin	G	1.85/6'1"	20	6.0	50	0	100	3.0	3.0	18:54 (1)
11	SPOTTON Kara	F	1.88/6'2"	20	3.0	50		100	4.0	0.0	11:50 (1)
12	LEDINGHAM Lindsay	F	1.83/6'0"	23	19.0	100		75	3.0	0.0	17:38 (1)
13	CAMPBELL Tajah	F	1.91/6'3"	19	4.0	29			10.0	3.0	11:12 (1)
14	KREIGER Tessa	C	1.93/6'4"	20	0.0	0			2.0	0.0	7:08 (1)
15	EMMERSON Dalyce	C	1.91/6'3"	19	12.0	67		100	4.0	2.0	11:40 (1)
Team			1.83/6'0"	20.7	76.0	52	38	87	45.0	18.0	
Coach		MCKENZIE Fabian									
Assistant Coach		VALLEE Chantal					DOMENGINI Michele				

CAN Played		
PR	JPN	76 - 48
PR	UKR	9 JUL
PR	TPE	10 JUL


UKR - Ukraine

No.	Name	Pos	Height m / ft in	Age	Current Games Statistics						
					PPG	FG%	3FG%	FT%	RPG	APG	MPG (GP)
4	BILOTSERKIVSKA Arina		1.70/5'7"	23	0.0	0	0	0	5.0	0.0	30:19 (1)
5	SAMBURSKA Olena		1.74/5'9"	24	8.0	50	0		1.0	5.0	31:23 (1)
6	MATSKO Krystyna		1.81/5'11"	22	6.0	38	0		7.0	2.0	23:57 (1)
7	BOGDANOVA Anastasiia		1.77/5'10"	21	0.0	0	0		3.0	0.0	10:17 (1)
8	DOROGOBUZOVA Kateryna		1.86/6'1"	23	8.0	50	0		4.0	0.0	15:29 (1)
9	MAZNICHENKO Olga		1.87/6'2"	21	17.0	64	50	100	11.0	3.0	26:16 (1)
10	RYMARENKO Kateryna		1.87/6'2"	23	4.0	40			3.0	1.0	6:57 (1)
12	MALASHENKO Olesia		1.89/6'2"	22	21.0	44		71	13.0	1.0	28:51 (1)
13	KOLOTOVSKA Natalia		1.70/5'7"	23	0.0				1.0	0.0	10:42 (1)
14	KOVALOVA Kateryna		1.85/6'1"	24	0.0	0			3.0	0.0	7:13 (1)
15	NAZAREVYCH Alisa		1.93/6'4"	23	4.0	50			1.0	1.0	8:36 (1)
Team			1.82/6'0"	22.6	68.0	41	9	64	53.0	13.0	
Coach		CZRCZURO Vadim									
Assistant Coach		VOZNIUK Sergii									

UKR Played		
PR	TPE	68 - 84
PR	CAN	9 JUL
PR	JPN	10 JUL

LEGEND

(1)	Point Guard	(2)	Shooting Guard	(3)	Small Forward	(4)	Power Forward	(5)	Centre
(C)	Captain	3FG%	3 Points Field Goals %	APG	Assists per Game	C	Centre	F	Forward
FG%	Field Goals %	FT%	Free Throws %	G	Guard	GP	Games Played	MPG	Minutes Played per Game
Pos	Playing Position	PPG	Points per Game	PR	Preliminary Round	RPG	Rebounds per Game		

Timing and Results provided by  TISSOT



Game No: 11

Results
Результаты

Attendance: 92

Match Duration: 1:41

CAN 57 vs 59 UKR
(13:19, 15:8, 20:16, 9:16)

Referee: SUSLOV Timo (EST)

Commissioner:

Umpire: KOVER Fabio (BRA) / KUCERA Stanislav (CZE)

Scoring by 5 min intervals:	CAN	Q1		Q2		Q3		Q4	
		3	13	19	28	33	48	52	57
	UKR	13	19	23	27	36	43	53	59

CAN - Canada

No.	Name	MIN	Field Goals		2 Points		3 Points		Free Throws		Rebounds			AS	TO	ST	BS	PF	FD	PTS
			M / A	%	M / A	%	M / A	%	M / A	%	OR	DR	TOT							
5	ROS Dianna	2:57	0/0	0	0/0	0	0/0	0	0/0	0	0	0	0	0	0	0	0	0	0	0
*6	LANGLOIS Miah-Marie	37:02	3/13	23	3/9	33	0/4	0	8/8	100	0	7	7	3	2	2	0	2	8	14
*7	WILLIAMS Korissa	27:52	3/7	43	3/7	43	0/0	0	2/4	50	1	2	3	4	2	1	0	3	3	8
*8	YOUNG Kristjana	19:00	2/4	50	2/3	67	0/1	0	5/5	100	0	2	2	0	0	1	0	3	4	9
9	COWARD Rachelle	26:23	5/9	56	3/5	60	2/4	50	0/0	0	0	3	3	0	1	0	0	4	0	12
10	CHAMBERS Erin	16:40	1/4	25	1/2	50	0/2	0	0/0	0	0	0	0	1	0	0	0	1	0	2
11	SPOTTON Kara	0:00	0/0	0	0/0	0	0/0	0	0/0	0	0	0	0	0	0	0	0	0	0	0
*12	LEDINGHAM Lindsay	30:06	1/9	11	0/7	0	1/2	50	0/0	0	0	2	2	0	1	0	1	2	1	3
*13	CAMPBELL Taijah	16:42	1/4	25	1/4	25	0/0	0	1/2	50	1	0	1	0	2	0	0	2	1	3
14	KREIGER Tessa	1:19	0/0	0	0/0	0	0/0	0	2/2	100	0	0	0	0	0	0	0	0	1	2
15	EMMERSON Dalyce	21:59	1/2	50	1/2	50	0/0	0	2/2	100	2	2	4	0	0	1	0	1	2	4
Team / Coach											1	2	3							
Totals			17/52	33	14/39	36	3/13	23	20/23	87	5	20	25	8	8	5	1	18	20	57
Coach		MCKENZIE Fabian																		
Assistant Coach		VALLEE Chantal									DOMENIGONI Michele									

UKR - Ukraine

No.	Name	MIN	Field Goals		2 Points		3 Points		Free Throws		Rebounds			AS	TO	ST	BS	PF	FD	PTS
			M / A	%	M / A	%	M / A	%	M / A	%	OR	DR	TOT							
*4	BILOTSERKIVSKA Arina	32:35	2/8	25	2/7	29	0/1	0	0/0	0	1	6	7	2	1	0	0	3	1	4
*5	SAMBURSKA Olena	20:25	3/8	38	3/4	75	0/4	0	3/4	75	3	0	3	1	3	0	0	4	2	9
6	MATSKO Krystyna	25:34	3/10	30	3/8	38	0/2	0	3/4	75	4	0	4	0	1	0	0	3	6	9
7	BOGDANOVA Anastasiia	4:11	0/0	0	0/0	0	0/0	0	0/0	0	0	0	0	0	1	0	0	1	0	0
*8	DOROGOBUZOVA Kateryna	37:12	5/10	50	5/10	50	0/0	0	2/2	100	3	7	10	0	2	1	1	3	5	12
*9	MAZNICHENKO Olga	33:32	5/11	45	3/7	43	2/4	50	0/0	0	0	4	4	1	3	1	1	2	1	12
10	RYMARENKO Kateryna	2:28	0/1	0	0/0	0	0/1	0	0/0	0	0	0	0	0	0	0	0	0	0	0
*12	MALASHENKO Olesia	33:36	5/11	45	5/10	50	0/1	0	2/2	100	2	9	11	0	2	2	3	3	2	12
13	KOLOTOVSKA Natalia	3:41	0/0	0	0/0	0	0/0	0	0/0	0	0	0	0	0	0	0	0	0	0	0
14	KOVALOVA Kateryna	0:00	0/0	0	0/0	0	0/0	0	0/0	0	0	0	0	0	0	0	0	0	0	0
15	NAZAREVYCH Alisa	6:46	0/1	0	0/0	0	0/1	0	1/2	50	0	1	1	0	2	0	0	1	1	1
Team / Coach											3	1	4							
Totals			23/60	38	21/46	46	2/14	14	11/14	79	16	28	44	4	17	4	5	20	18	59
Coach		CZRZURO Vadim																		
Assistant Coach		VOZNIUK Sergii																		

	CAN	UKR
Points from Turnovers	6	4
Points in the Paint	24	34
Second Chance Points	0	13
Fast Break Points	2	2

	CAN	UKR
Biggest Lead	6	11
Biggest Scoring Run	8-0 (19-19)	9-0 (32-36)
Lead Changes	10	
Times Tied	7	

LEGEND			
%	Shooting Percentage	(C)	Captain
BS	Blocked Shots	DR	Defensive Rebounds
OR	Offensive Rebounds	OTx	Overtime
S	Suspended	ST	Steals
(I)	Injured	FD	Fouls Drawn
*	Starters	PF	Fouls
M / A	Made / Attempts	TO	Turnovers
PTS	Points	AS	Assists
TOT	Total Rebounds	MIN	Minutes Played
		Qx	Quarter Time

Timing and Results provided by TISSOT



Game No: 11

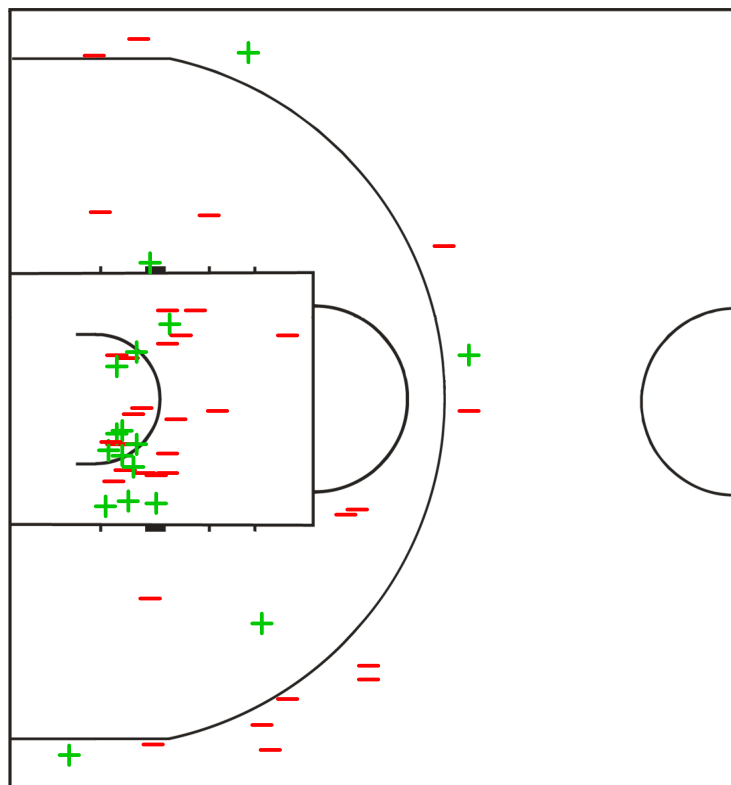
Shot Chart
Схема бросков

CAN 57 vs 59 UKR
(13 - 19, 15 - 8, 20 - 16, 9 - 16)

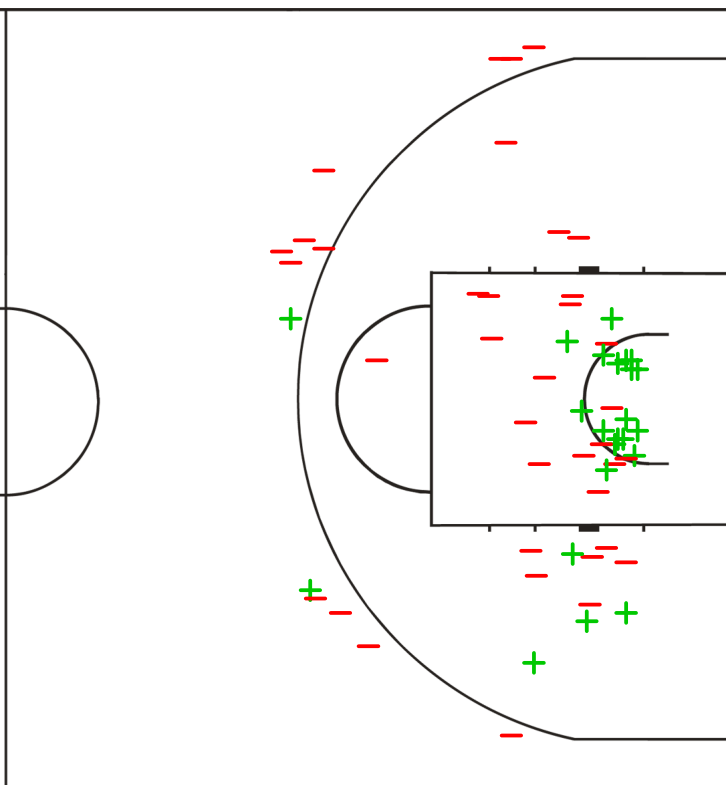
Scoring by 5 min intervals:

	Q1		Q2		Q3		Q4	
CAN	3	13	19	28	33	48	52	57
UKR	13	19	23	27	36	43	53	59

CAN - Canada



UKR - Ukraine



LEGEND

+ Shot Made

- Shot Missed

Timing and Results provided by **TISSOT**



Game No: 11

Shot Chart
Схема бросков

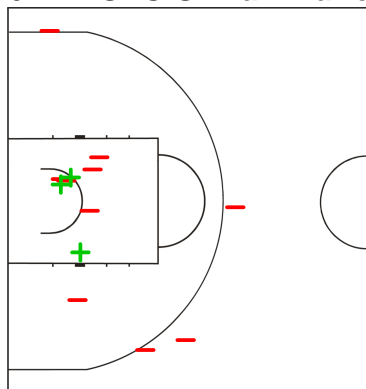
CAN 57 vs 59 UKR
(13 - 19, 15 - 8, 20 - 16, 9 - 16)

Scoring by 5 min intervals:

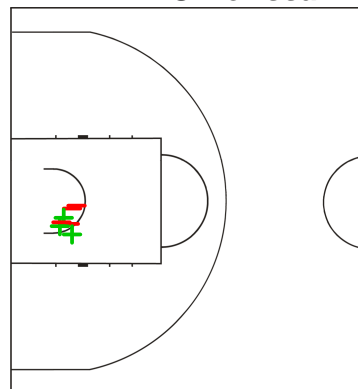
	Q1		Q2		Q3		Q4	
CAN	3	13	19	28	33	48	52	57
UKR	13	19	23	27	36	43	53	59

CAN - Canada

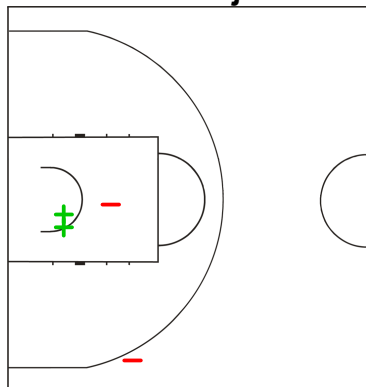
6 LANGLOIS Miah-Marie



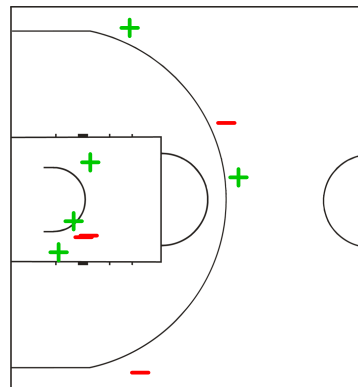
7 WILLIAMS Korissa



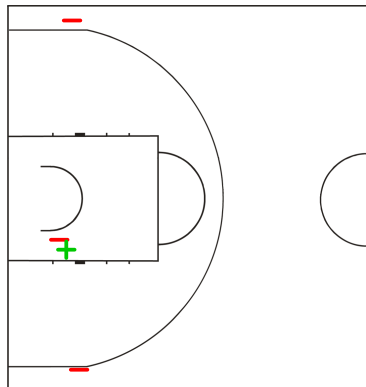
8 YOUNG Kristjana



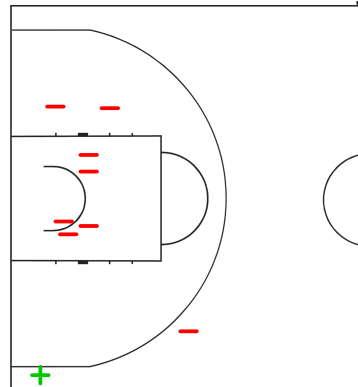
9 COWARD Rachelle



10 CHAMBERS Erin



12 LEDINGHAM Lindsay



LEGEND

+ Shot Made

-

Shot Missed

Timing and Results provided by **TISSOT**



Game No: 11

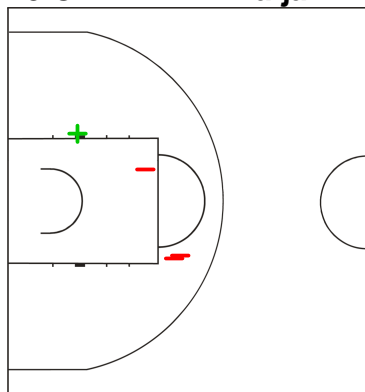
Shot Chart
Схема бросков

CAN 57 vs 59 UKR
(13 - 19, 15 - 8, 20 - 16, 9 - 16)

Scoring by 5 min intervals:

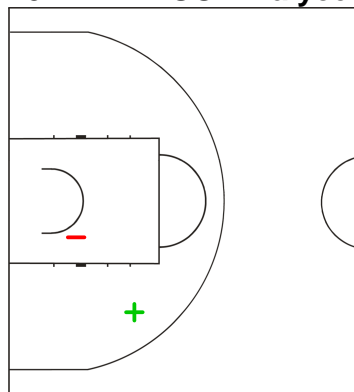
	Q1		Q2		Q3		Q4	
CAN	3	13	19	28	33	48	52	57
UKR	13	19	23	27	36	43	53	59

13 CAMPBELL Taijah



CAN - Canada

15 EMMERSON Dalyce



LEGEND

+ Shot Made

- Shot Missed

Timing and Results provided by **TISSOT**



Game No: 11

Shot Chart
Схема бросков

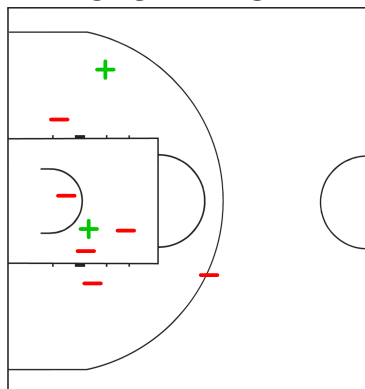
CAN 57 vs 59 UKR
(13 - 19, 15 - 8, 20 - 16, 9 - 16)

Scoring by 5 min intervals:

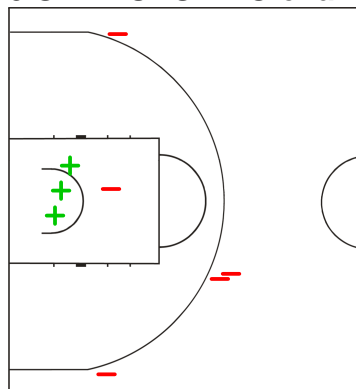
	Q1		Q2		Q3		Q4	
CAN	3	13	19	28	33	48	52	57
UKR	13	19	23	27	36	43	53	59

UKR - Ukraine

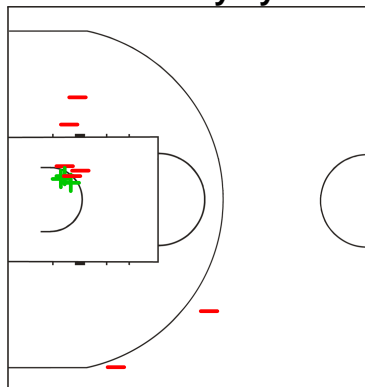
4 BILOTSEKIVSKA Arina



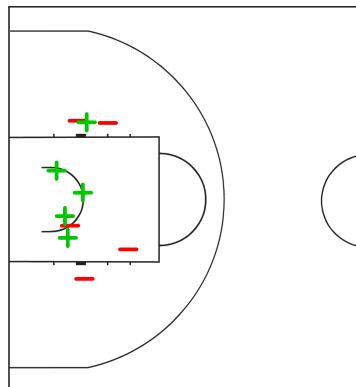
5 SAMBURSKA Olena



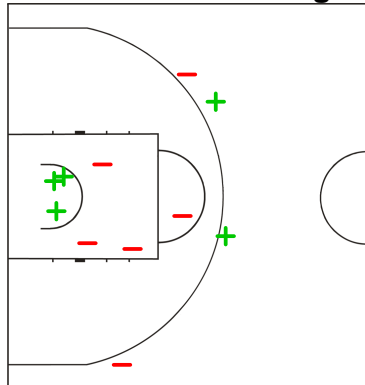
6 MATSKO Krystyna



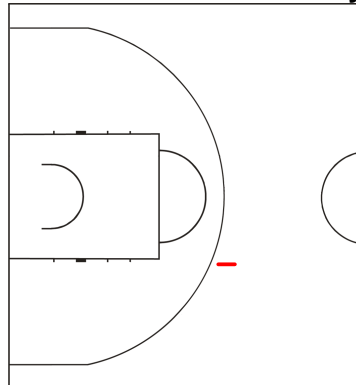
8 DOROGOBUZOVA Kateryna



9 MAZNICHENKO Olga



10 RYMARENKO Kateryna



LEGEND

+ Shot Made

-

Shot Missed

Timing and Results provided by TISSOT



Game No: 11

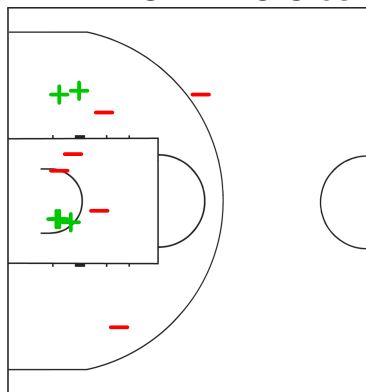
Shot Chart
Схема бросков

CAN 57 vs 59 UKR
(13 - 19, 15 - 8, 20 - 16, 9 - 16)

Scoring by 5 min intervals:

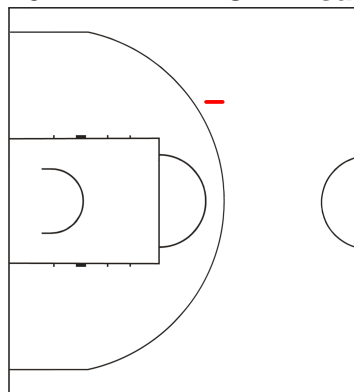
	Q1		Q2		Q3		Q4	
CAN	3	13	19	28	33	48	52	57
UKR	13	19	23	27	36	43	53	59

12 MALASHENKO Olesia



UKR - Ukraine

15 NAZAREVYCH Alisa



LEGEND

+ Shot Made

- Shot Missed



Game No: 11

Lineup Analysis

Анализ

CAN 57 vs 59 UKR

CAN

Lineup efficiency

6	LANGLOIS M	7	WILLIAMS K	9	COWARD R	12	LEDINGHAM L	15	EMMERSON D	7:50
6	LANGLOIS M	8	YOUNG K	9	COWARD R	12	LEDINGHAM L	13	CAMPBELL T	6:36
6	LANGLOIS M	7	WILLIAMS K	9	COWARD R	10	CHAMBERS E	15	EMMERSON D	4:45
6	LANGLOIS M	7	WILLIAMS K	8	YOUNG K	12	LEDINGHAM L	13	CAMPBELL T	4:37
5	ROS D	6	LANGLOIS M	9	COWARD R	10	CHAMBERS E	13	CAMPBELL T	2:57
6	LANGLOIS M	7	WILLIAMS K	8	YOUNG K	12	LEDINGHAM L	15	EMMERSON D	2:31
7	WILLIAMS K	9	COWARD R	10	CHAMBERS E	12	LEDINGHAM L	15	EMMERSON D	2:15
6	LANGLOIS M	7	WILLIAMS K	10	CHAMBERS E	12	LEDINGHAM L	15	EMMERSON D	2:09
6	LANGLOIS M	7	WILLIAMS K	8	YOUNG K	10	CHAMBERS E	15	EMMERSON D	1:33
6	LANGLOIS M	8	YOUNG K	10	CHAMBERS E	12	LEDINGHAM L	13	CAMPBELL T	1:28
6	LANGLOIS M	7	WILLIAMS K	9	COWARD R	12	LEDINGHAM L	13	CAMPBELL T	0:50
7	WILLIAMS K	8	YOUNG K	10	CHAMBERS E	12	LEDINGHAM L	14	KREIGER T	0:43
6	LANGLOIS M	8	YOUNG K	10	CHAMBERS E	12	LEDINGHAM L	14	KREIGER T	0:36
6	LANGLOIS M	8	YOUNG K	9	COWARD R	12	LEDINGHAM L	15	EMMERSON D	0:31
6	LANGLOIS M	7	WILLIAMS K	8	YOUNG K	9	COWARD R	15	EMMERSON D	0:25
6	LANGLOIS M	7	WILLIAMS K	9	COWARD R	10	CHAMBERS E	13	CAMPBELL T	0:14

Score development

6	LANGLOIS M	7	WILLIAMS K	9	COWARD R	10	CHAMBERS E	15	EMMERSON D	4:45	+5
6	LANGLOIS M	7	WILLIAMS K	9	COWARD R	10	CHAMBERS E	13	CAMPBELL T	0:14	+2
6	LANGLOIS M	8	YOUNG K	9	COWARD R	12	LEDINGHAM L	15	EMMERSON D	0:31	+2
7	WILLIAMS K	8	YOUNG K	10	CHAMBERS E	12	LEDINGHAM L	14	KREIGER T	0:43	+2
6	LANGLOIS M	8	YOUNG K	10	CHAMBERS E	12	LEDINGHAM L	13	CAMPBELL T	1:28	+2
6	LANGLOIS M	7	WILLIAMS K	10	CHAMBERS E	12	LEDINGHAM L	15	EMMERSON D	2:09	+2
7	WILLIAMS K	9	COWARD R	10	CHAMBERS E	12	LEDINGHAM L	15	EMMERSON D	2:15	+2
6	LANGLOIS M	7	WILLIAMS K	8	YOUNG K	9	COWARD R	15	EMMERSON D	0:25	0
6	LANGLOIS M	8	YOUNG K	10	CHAMBERS E	12	LEDINGHAM L	14	KREIGER T	0:36	-1
5	ROS D	6	LANGLOIS M	9	COWARD R	10	CHAMBERS E	13	CAMPBELL T	2:57	-1
6	LANGLOIS M	7	WILLIAMS K	8	YOUNG K	12	LEDINGHAM L	13	CAMPBELL T	4:37	-1
6	LANGLOIS M	7	WILLIAMS K	9	COWARD R	12	LEDINGHAM L	13	CAMPBELL T	0:50	-2
6	LANGLOIS M	7	WILLIAMS K	8	YOUNG K	12	LEDINGHAM L	15	EMMERSON D	2:31	-3
6	LANGLOIS M	7	WILLIAMS K	9	COWARD R	12	LEDINGHAM L	15	EMMERSON D	7:50	-3
6	LANGLOIS M	7	WILLIAMS K	8	YOUNG K	10	CHAMBERS E	15	EMMERSON D	1:33	-5
6	LANGLOIS M	8	YOUNG K	9	COWARD R	12	LEDINGHAM L	13	CAMPBELL T	6:36	-5



Game No: 11

Lineup Analysis

Анализ

UKR

Lineup efficiency


4	BILOTSERKIVSKA A	6	MATSKO K	8	DOROGOBUZOVA K	9	MAZNICHENKO O	12	MALASHENKO O	10:41
4	BILOTSERKIVSKA A	5	SAMBURSKA O	8	DOROGOBUZOVA K	9	MAZNICHENKO O	12	MALASHENKO O	9:59
5	SAMBURSKA O	6	MATSKO K	8	DOROGOBUZOVA K	9	MAZNICHENKO O	12	MALASHENKO O	3:14
4	BILOTSERKIVSKA A	5	SAMBURSKA O	8	DOROGOBUZOVA K	9	MAZNICHENKO O	15	NAZAREVYCH A	2:18
6	MATSKO K	7	BOGDANOVA A	8	DOROGOBUZOVA K	12	MALASHENKO O	15	NAZAREVYCH A	1:48
4	BILOTSERKIVSKA A	6	MATSKO K	8	DOROGOBUZOVA K	9	MAZNICHENKO O	15	NAZAREVYCH A	1:31
4	BILOTSERKIVSKA A	5	SAMBURSKA O	6	MATSKO K	9	MAZNICHENKO O	12	MALASHENKO O	1:30
4	BILOTSERKIVSKA A	6	MATSKO K	8	DOROGOBUZOVA K	12	MALASHENKO O	13	KOLOTOVSKA N	1:22
4	BILOTSERKIVSKA A	6	MATSKO K	9	MAZNICHENKO O	12	MALASHENKO O	13	KOLOTOVSKA N	1:18
4	BILOTSERKIVSKA A	5	SAMBURSKA O	6	MATSKO K	8	DOROGOBUZOVA K	12	MALASHENKO O	1:15
5	SAMBURSKA O	7	BOGDANOVA A	8	DOROGOBUZOVA K	9	MAZNICHENKO O	12	MALASHENKO O	1:04
4	BILOTSERKIVSKA A	5	SAMBURSKA O	8	DOROGOBUZOVA K	13	KOLOTOVSKA N	15	NAZAREVYCH A	1:01
4	BILOTSERKIVSKA A	6	MATSKO K	8	DOROGOBUZOVA K	10	RYMARENKO K	12	MALASHENKO O	0:54
6	MATSKO K	7	BOGDANOVA A	8	DOROGOBUZOVA K	9	MAZNICHENKO O	10	RYMARENKO K	0:52
4	BILOTSERKIVSKA A	6	MATSKO K	8	DOROGOBUZOVA K	9	MAZNICHENKO O	10	RYMARENKO K	0:38
6	MATSKO K	7	BOGDANOVA A	8	DOROGOBUZOVA K	9	MAZNICHENKO O	12	MALASHENKO O	0:23
4	BILOTSERKIVSKA A	6	MATSKO K	8	DOROGOBUZOVA K	12	MALASHENKO O	15	NAZAREVYCH A	0:08
5	SAMBURSKA O	7	BOGDANOVA A	8	DOROGOBUZOVA K	9	MAZNICHENKO O	10	RYMARENKO K	0:04

Score development

4	BILOTSERKIVSKA A	5	SAMBURSKA O	8	DOROGOBUZOVA K	9	MAZNICHENKO O	12	MALASHENKO O	9:59	+7
4	BILOTSERKIVSKA A	6	MATSKO K	9	MAZNICHENKO O	12	MALASHENKO O	13	KOLOTOVSKA N	1:18	+4
4	BILOTSERKIVSKA A	6	MATSKO K	8	DOROGOBUZOVA K	9	MAZNICHENKO O	15	NAZAREVYCH A	1:31	+3
5	SAMBURSKA O	6	MATSKO K	8	DOROGOBUZOVA K	9	MAZNICHENKO O	12	MALASHENKO O	3:14	+3
4	BILOTSERKIVSKA A	6	MATSKO K	8	DOROGOBUZOVA K	10	RYMARENKO K	12	MALASHENKO O	0:54	+1
6	MATSKO K	7	BOGDANOVA A	8	DOROGOBUZOVA K	9	MAZNICHENKO O	12	MALASHENKO O	0:23	0
6	MATSKO K	7	BOGDANOVA A	8	DOROGOBUZOVA K	9	MAZNICHENKO O	10	RYMARENKO K	0:52	0
4	BILOTSERKIVSKA A	5	SAMBURSKA O	8	DOROGOBUZOVA K	13	KOLOTOVSKA N	15	NAZAREVYCH A	1:01	0
5	SAMBURSKA O	7	BOGDANOVA A	8	DOROGOBUZOVA K	9	MAZNICHENKO O	12	MALASHENKO O	1:04	0
4	BILOTSERKIVSKA A	5	SAMBURSKA O	6	MATSKO K	8	DOROGOBUZOVA K	12	MALASHENKO O	1:15	0
6	MATSKO K	7	BOGDANOVA A	8	DOROGOBUZOVA K	12	MALASHENKO O	15	NAZAREVYCH A	1:48	-1
4	BILOTSERKIVSKA A	5	SAMBURSKA O	8	DOROGOBUZOVA K	9	MAZNICHENKO O	15	NAZAREVYCH A	2:18	-1
5	SAMBURSKA O	7	BOGDANOVA A	8	DOROGOBUZOVA K	9	MAZNICHENKO O	10	RYMARENKO K	0:04	-2
4	BILOTSERKIVSKA A	6	MATSKO K	8	DOROGOBUZOVA K	12	MALASHENKO O	15	NAZAREVYCH A	0:08	-2
4	BILOTSERKIVSKA A	6	MATSKO K	8	DOROGOBUZOVA K	9	MAZNICHENKO O	10	RYMARENKO K	0:38	-2
4	BILOTSERKIVSKA A	6	MATSKO K	8	DOROGOBUZOVA K	12	MALASHENKO O	13	KOLOTOVSKA N	1:22	-2
4	BILOTSERKIVSKA A	5	SAMBURSKA O	6	MATSKO K	9	MAZNICHENKO O	12	MALASHENKO O	1:30	-3
4	BILOTSERKIVSKA A	6	MATSKO K	8	DOROGOBUZOVA K	9	MAZNICHENKO O	12	MALASHENKO O	10:41	-3

LEGEND

+ Shot Made - Shot Missed

Timing and Results provided by  TISSOT



Game No: 12

Start List

Стартовый список

TPE vs JPN

Referee: AYALA PEREZ Jose Juan (MEX)

Umpire: AL BULUSHI Ahmed (OMA) / GYORFFY Pal Attila (HUN)

TPE - Chinese Taipei

No.	Name	Pos	Height m / ft in	Age	Current Games Statistics						
					PPG	FG%	3FG%	FT%	RPG	APG	MPG (GP)
4	CHANG Chi-Fang	G	1.74/5'9"	20	11.0	67	0	75	2.0	1.0	16:19 (1)
5	HSU Chien-Hui	F	1.72/5'8"	23	6.0	38			8.0	4.0	32:22 (1)
6	YANG Ya-Hui	G	1.70/5'7"	24	2.0	33	0		2.0	9.0	30:38 (1)
7	HUANG Hung-Ying	F	1.64/5'5"	23	0.0	0			0.0	0.0	2:32 (1)
8	LIU Hsi-Yeh	F	1.73/5'8"	21	0.0				0.0	0.0	0:00 (0)
9	CHANG Chia-Ling	G	1.72/5'8"	23	0.0				0.0	0.0	0:42 (1)
10	LIN Hsien-Fang	G	1.73/5'8"	21	0.0				1.0	0.0	0:42 (1)
11	HUANG Ping-Jen	F	1.77/5'10"	23	10.0	50		67	6.0	2.0	35:24 (1)
12	HUANG Hsiang-Ting	C	1.81/5'11"	20	17.0	75		100	2.0	2.0	24:06 (1)
13	LO Chiao-Hui	F	1.77/5'10"	23	0.0	0			1.0	0.0	4:36 (1)
14	HUANG Ying-Li	F	1.70/5'7"	24	27.0	38	42	67	4.0	5.0	36:45 (1)
15	HSIEH Pei-Chun	C	1.82/6'0"	21	11.0	71		50	0.0	0.0	15:54 (1)
Team			1.74/5'9"	22.2	84.0	49	36	76	26.0	23.0	
Coach		LIANG Chia-Yin									
Assistant Coach		CHIEN Wei-Chuan					CHENG Hui-Yun				

TPE Played		
PR	UKR	84 - 68
PR	JPN	9 JUL
PR	CAN	10 JUL


JPN - Japan

No.	Name	Pos	Height m / ft in	Age	Current Games Statistics						
					PPG	FG%	3FG%	FT%	RPG	APG	MPG (GP)
4	AMANO Kayoko	F	1.80/5'11"	23	2.0	33			1.0	0.0	13:20 (1)
5	SONODA Nao	F	1.78/5'10"	23	0.0	0			0.0	0.0	15:19 (1)
6	KURIHARA Mika	G	1.76/5'9"	24	2.0	14	0		1.0	2.0	14:57 (1)
7	IKEUCHI Yuri	F	1.80/5'11"	24	0.0	0	0		1.0	0.0	15:08 (1)
8	IJU Minami	G	1.68/5'6"	22	7.0	22	20	100	3.0	2.0	19:34 (1)
9	HONDA Masami	F	1.76/5'9"	22	6.0	29	50	50	4.0	0.0	26:23 (1)
10	OCHIAI Satomi	G	1.65/5'5"	22	7.0	29	25	100	3.0	3.0	25:09 (1)
11	SHINOZAKI Mio	G	1.66/5'5"	21	14.0	31	44		7.0	4.0	31:43 (1)
12	KOSUGE Yuka	C	1.80/5'11"	21	6.0	60	0		2.0	0.0	14:06 (1)
13	KATO Yuki	F	1.77/5'10"	21	3.0	50		100	0.0	1.0	13:46 (1)
14	SEZAKI Rina	G	1.62/5'4"	21	0.0				0.0	0.0	0:00 (0)
15	HASHIZUME Mari	C	1.82/6'0"	21	1.0			50	2.0	0.0	10:35 (1)
Team			1.74/5'9"	22.1	48.0	27	29	78	24.0	12.0	
Coach		HAGIWARA Mikiko									
Assistant Coach		NODERA Kazuhiko					MORIYA Shiho				

JPN Played		
PR	CAN	48 - 76
PR	TPE	9 JUL
PR	UKR	10 JUL

LEGEND

(1)	Point Guard	(2)	Shooting Guard	(3)	Small Forward	(4)	Power Forward	(5)	Centre
(C)	Captain	3FG%	3 Points Field Goals %	APG	Assists per Game	C	Centre	F	Forward
FG%	Field Goals %	FT%	Free Throws %	G	Guard	GP	Games Played	MPG	Minutes Played per Game
Pos	Playing Position	PPG	Points per Game	PR	Preliminary Round	RPG	Rebounds per Game		

Timing and Results provided by  TISSOT



Game No: 12

Results
Результаты

Attendance: 80

Match Duration: 1:41

TPE 69 vs 64 JPN
(18:16, 17:14, 14:17, 20:17)

Referee: AYALA PEREZ Jose Juan (MEX)

Commissioner:

Umpire: AL BULUSHI Ahmed (OMA) / GYORFFY Pal Attila (HUN)

Scoring by 5 min intervals:	TPE	Q1		Q2		Q3		Q4	
		8	18	25	35	41	49	56	69
	JPN	10	16	22	30	38	47	51	64

TPE - Chinese Taipei

No.	Name	MIN	Field Goals		2 Points		3 Points		Free Throws		Rebounds			AS	TO	ST	BS	PF	FD	PTS
			M/A	%	M/A	%	M/A	%	M/A	%	OR	DR	TOT							
4	CHANG Chi-Fang	17:17	2/3	67	2/3	67	0/0	0	0/0	0	0	1	1	2	3	1	0	4	1	4
*5	HSU Chien-Hui	22:30	4/4	100	4/4	100	0/0	0	0/0	0	0	4	4	2	6	1	0	2	1	8
*6	YANG Ya-Hui	22:37	1/2	50	0/0	0	1/2	50	3/4	75	0	3	3	0	3	0	0	2	2	6
7	HUANG Hung-Ying	10:54	3/4	75	1/2	50	2/2	100	0/0	0	0	3	3	0	1	0	0	1	1	8
8	LIU Hsi-Yeh	0:00	0/0	0	0/0	0	0/0	0	0/0	0	0	0	0	0	0	0	0	0	0	0
9	CHANG Chia-Ling	0:00	0/0	0	0/0	0	0/0	0	0/0	0	0	0	0	0	0	0	0	0	0	0
10	LIN Hsien-Fang	10:52	0/1	0	0/1	0	0/0	0	0/0	0	0	2	2	0	0	1	0	0	0	0
*11	HUANG Ping-Jen	20:50	5/10	50	5/9	56	0/1	0	5/8	63	0	5	5	0	2	2	0	0	8	15
12	HUANG Hsiang-Ting	27:56	2/4	50	2/3	67	0/1	0	3/3	100	0	2	2	2	2	0	0	0	4	7
13	LO Chiao-Hui	11:53	1/5	20	1/5	20	0/0	0	2/2	100	1	3	4	0	2	0	0	1	1	4
*14	HUANG Ying-Li	36:17	0/2	0	0/1	0	0/1	0	0/0	0	0	4	4	2	2	2	0	4	0	0
*15	HSIEH Pei-Chun	18:54	6/11	55	6/11	55	0/0	0	5/7	71	0	0	0	1	2	1	0	5	4	17
Team / Coach												2	4	6						
Totals			24/46	52	21/39	54	3/7	43	18/24	75	3	31	34	9	23	8	0	19	22	69

Coach	LIANG Chia-Yin
Assistant Coach	CHIEN Wei-Chuan CHENG Hui-Yun

JPN - Japan

No.	Name	MIN	Field Goals		2 Points		3 Points		Free Throws		Rebounds			AS	TO	ST	BS	PF	FD	PTS
			M/A	%	M/A	%	M/A	%	M/A	%	OR	DR	TOT							
*4	AMANO Kayoko	16:08	1/1	100	1/1	100	0/0	0	0/0	0	0	4	4	1	1	1	0	3	1	2
*5	SONODA Nao	11:39	0/2	0	0/2	0	0/0	0	0/0	0	0	1	1	0	1	0	0	3	1	0
6	KURIHARA Mika	20:44	4/9	44	0/2	0	4/7	57	0/0	0	2	2	4	0	2	2	0	3	0	12
7	IKEUCHI Yuri	20:33	0/2	0	0/1	0	0/1	0	2/2	100	0	2	2	0	3	1	0	3	1	2
8	IJU Minami	13:43	3/8	38	3/6	50	0/2	0	3/4	75	1	2	3	1	1	0	0	1	3	9
*9	HONDA Masami	34:46	6/10	60	5/9	56	1/1	100	2/3	67	2	3	5	1	1	4	0	2	6	15
*10	OCHIAI Satomi	26:17	3/8	38	1/2	50	2/6	33	0/0	0	0	1	1	1	5	1	0	2	1	8
*11	SHINOZAKI Mio	27:49	4/16	25	3/11	27	1/5	20	3/4	75	0	1	1	4	3	2	0	2	5	12
12	KOSUGE Yuka	24:25	1/6	17	1/6	17	0/0	0	2/2	100	3	2	5	1	0	2	1	3	1	4
13	KATO Yuki	0:00	0/0	0	0/0	0	0/0	0	0/0	0	0	0	0	0	0	0	0	0	0	0
14	SEZAKI Rina	0:00	0/0	0	0/0	0	0/0	0	0/0	0	0	0	0	0	0	0	0	0	0	0
15	HASHIZUME Mari	3:56	0/0	0	0/0	0	0/0	0	0/0	0	0	1	1	0	0	0	0	0	0	0
Team / Coach												2	2	4						
Totals			22/62	35	14/40	35	8/22	36	12/15	80	10	21	31	9	18	13	1	22	19	64

Coach	HAGIWARA Mikiko
Assistant Coach	NODERA Kazuhiko MORIYA Shiho

	TPE	JPN
Points from Turnovers	6	16
Points in the Paint	34	20
Second Chance Points	5	6
Fast Break Points	0	0

	TPE	JPN
Biggest Lead	9	4
Biggest Scoring Run	8-0 (18-14)	6-0 (30-28)
Lead Changes	9	
Times Tied	4	

LEGEND			
%	Shooting Percentage	(C)	Captain
BS	Blocked Shots	DR	Defensive Rebounds
OR	Offensive Rebounds	OTx	Overtime
S	Suspended	ST	Steals
(I)	Injured	FD	Fouls Drawn
PF	Fouls	PTS	Points
TOT	Total Rebounds	AS	Assists
M/A	Made / Attempts	MIN	Minutes Played
Qx	Quarter Time		

Timing and Results provided by TISSOT



Game No: 12

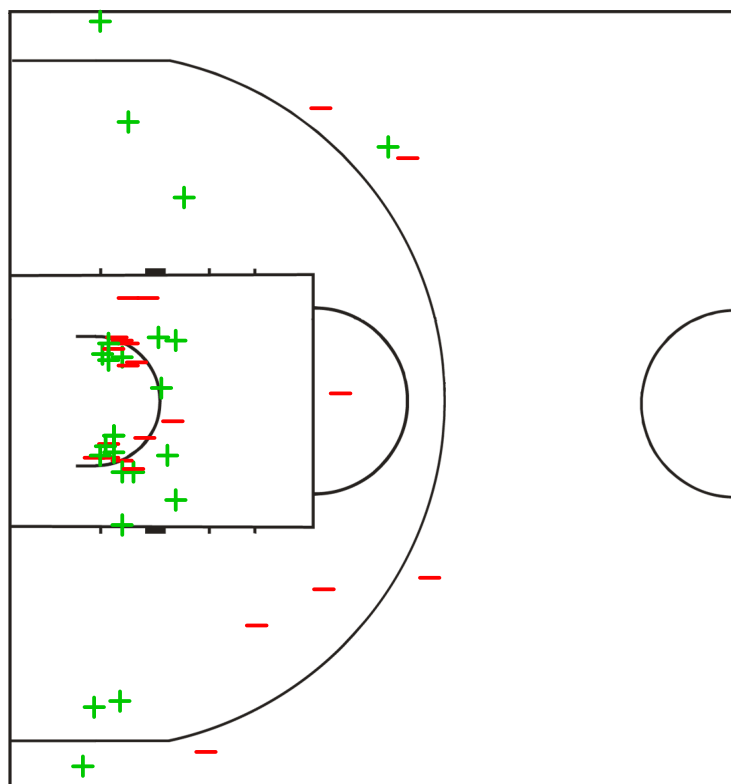
Shot Chart
Схема бросков

TPE 69 vs 64 JPN
(18 - 16, 17 - 14, 14 - 17, 20 - 17)

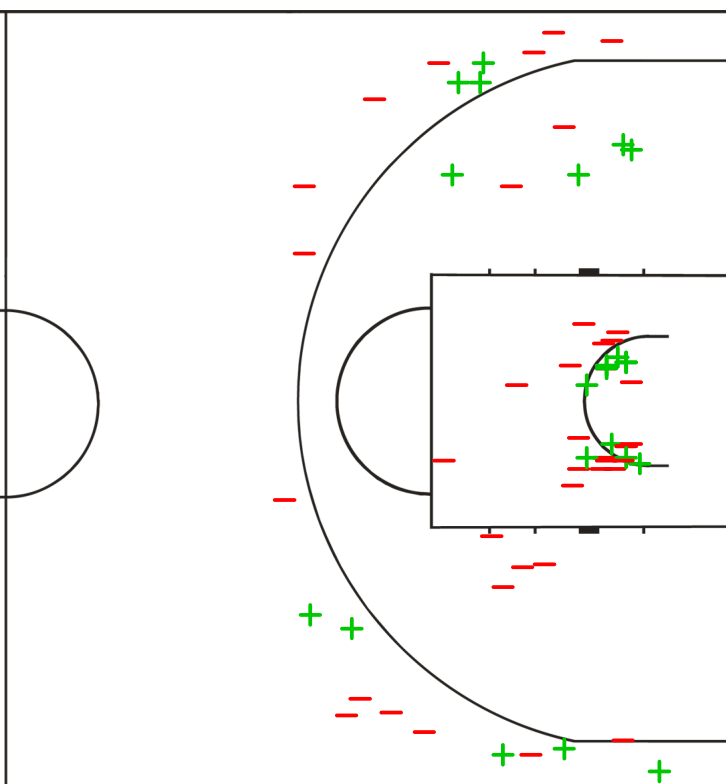
Scoring by 5 min intervals:

	Q1		Q2		Q3		Q4	
TPE	8	18	25	35	41	49	56	69
JPN	10	16	22	30	38	47	51	64

TPE - Chinese Taipei



JPN - Japan



LEGEND

+ Shot Made

- Shot Missed

Timing and Results provided by **TISSOT**



Game No: 12

Shot Chart
Схема бросков

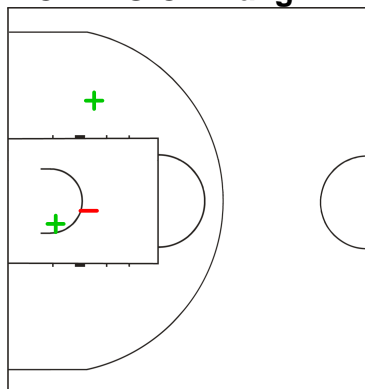
TPE 69 vs 64 JPN
(18 - 16, 17 - 14, 14 - 17, 20 - 17)

Scoring by 5 min intervals:

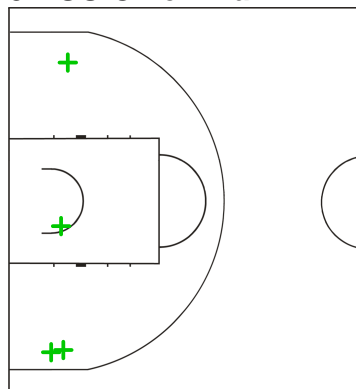
	Q1		Q2		Q3		Q4	
TPE	8	18	25	35	41	49	56	69
JPN	10	16	22	30	38	47	51	64

TPE - Chinese Taipei

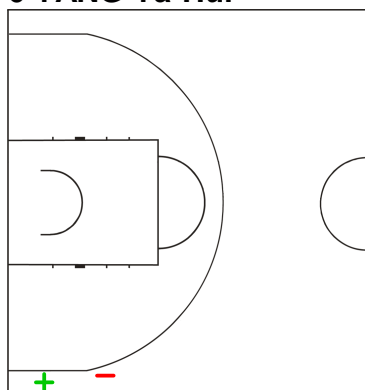
4 CHANG Chi-Fang



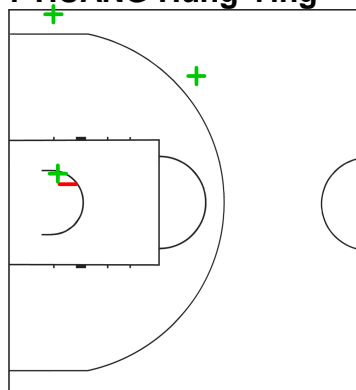
5 HSU Chien-Hui



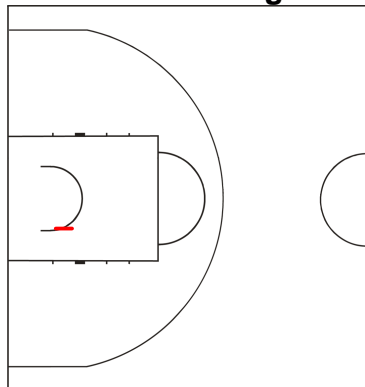
6 YANG Ya-Hui



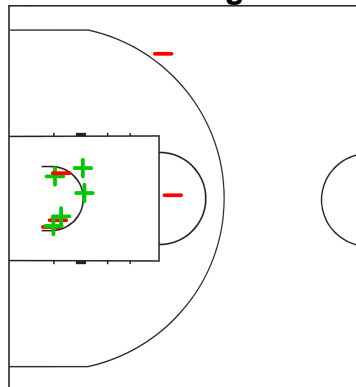
7 HUANG Hung-Ying



10 LIN Hsien-Fang



11 HUANG Ping-Jen



LEGEND

+ Shot Made

-

Shot Missed

Timing and Results provided by TISSOT



Game No: 12

Shot Chart
Схема бросков

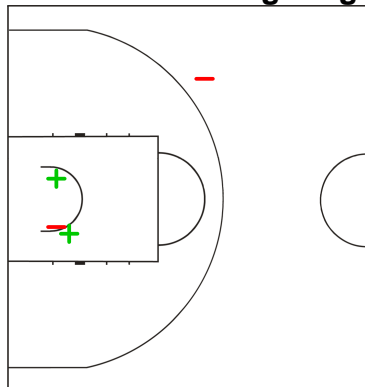
TPE 69 vs 64 JPN
(18 - 16, 17 - 14, 14 - 17, 20 - 17)

Scoring by 5 min intervals:

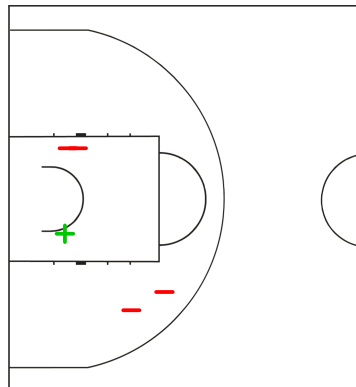
	Q1		Q2		Q3		Q4	
TPE	8	18	25	35	41	49	56	69
JPN	10	16	22	30	38	47	51	64

TPE - Chinese Taipei

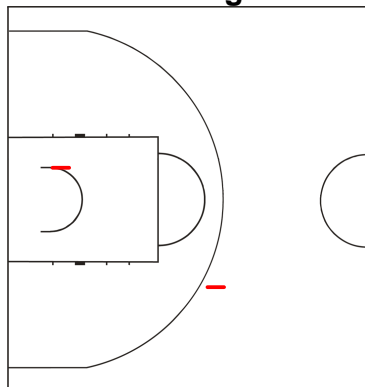
12 HUANG Hsiang-Ting



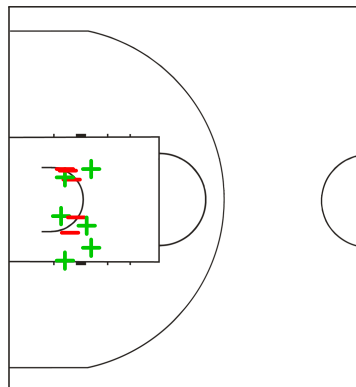
13 LO Chiao-Hui



14 HUANG Ying-Li



15 HSIEH Pei-Chun



LEGEND

+ Shot Made

-

Shot Missed

Timing and Results provided by **TISSOT**



Game No: 12

Shot Chart
Схема бросков

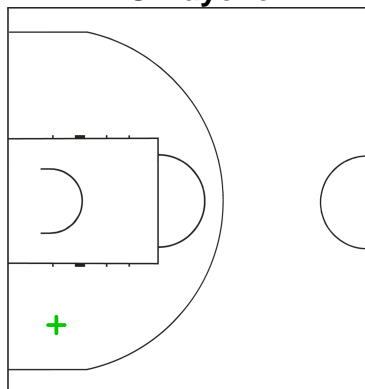
TPE 69 vs 64 JPN
(18 - 16, 17 - 14, 14 - 17, 20 - 17)

Scoring by 5 min intervals:

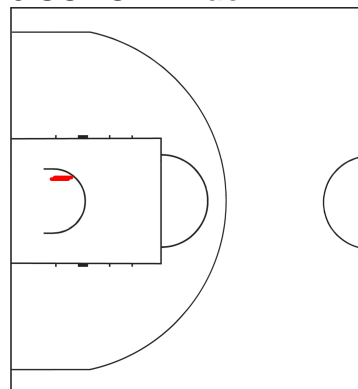
	Q1		Q2		Q3		Q4	
TPE	8	18	25	35	41	49	56	69
JPN	10	16	22	30	38	47	51	64

JPN - Japan

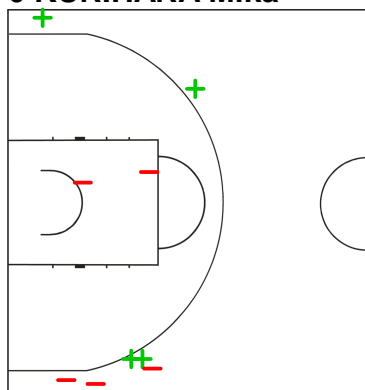
4 AMANO Kayoko



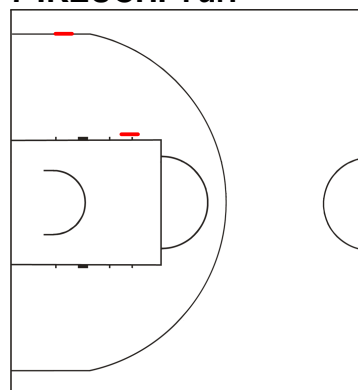
5 SONODA Nao



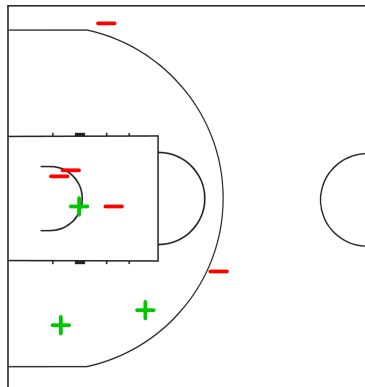
6 KURIHARA Mika



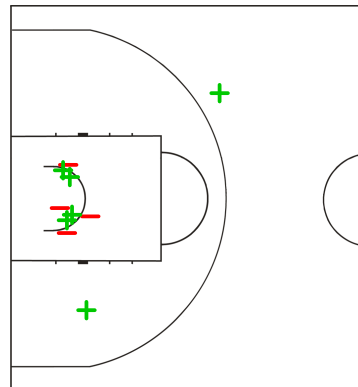
7 IKEUCHI Yuri



8 IJU Minami



9 HONDA Masami



LEGEND

+ Shot Made

-

Shot Missed

Timing and Results provided by **TISSOT**



Game No: 12

Shot Chart
Схема бросков

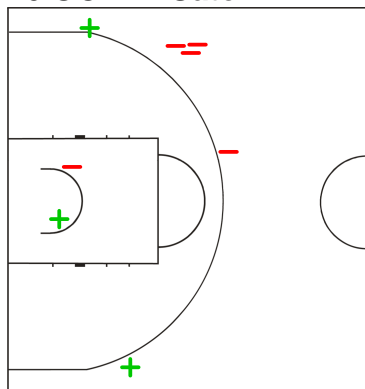
TPE 69 vs 64 JPN
(18 - 16, 17 - 14, 14 - 17, 20 - 17)

Scoring by 5 min intervals:

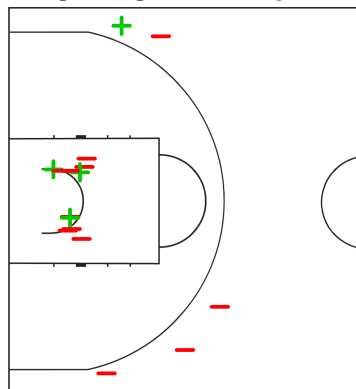
	Q1		Q2		Q3		Q4	
TPE	8	18	25	35	41	49	56	69
JPN	10	16	22	30	38	47	51	64

JPN - Japan

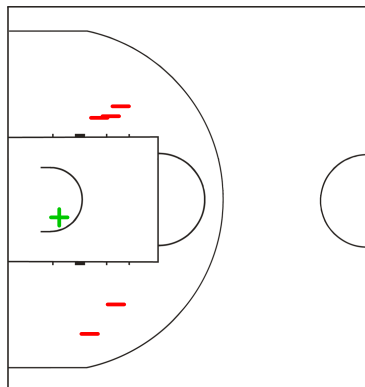
10 OCHIAI Satomi



11 SHINOZAKI Mio



12 KOSUGE Yuka



LEGEND

+ Shot Made

- Shot Missed

Timing and Results provided by TISSOT



Game No: 12

Lineup Analysis

Анализ

TPE 69 vs 64 JPN

TPE

Lineup efficiency

4	CHANG C	10	LIN H	11	HUANG P	12	HUANG H	14	HUANG Y	8:10
5	HSU C	6	YANG Y	11	HUANG P	14	HUANG Y	15	HSIEH P	5:19
6	YANG Y	7	HUANG H	12	HUANG H	13	LO C	14	HUANG Y	3:52
5	HSU C	6	YANG Y	12	HUANG H	14	HUANG Y	15	HSIEH P	3:18
4	CHANG C	6	YANG Y	12	HUANG H	14	HUANG Y	15	HSIEH P	3:04
5	HSU C	6	YANG Y	12	HUANG H	13	LO C	14	HUANG Y	2:45
5	HSU C	6	YANG Y	11	HUANG P	12	HUANG H	14	HUANG Y	2:42
4	CHANG C	10	LIN H	13	LO C	14	HUANG Y	15	HSIEH P	2:20
4	CHANG C	5	HSU C	7	HUANG H	13	LO C	15	HSIEH P	1:48
5	HSU C	7	HUANG H	11	HUANG P	12	HUANG H	14	HUANG Y	1:48
5	HSU C	6	YANG Y	13	LO C	14	HUANG Y	15	HSIEH P	1:08
5	HSU C	7	HUANG H	11	HUANG P	14	HUANG Y	15	HSIEH P	1:02
4	CHANG C	5	HSU C	7	HUANG H	11	HUANG P	12	HUANG H	1:00
4	CHANG C	5	HSU C	7	HUANG H	12	HUANG H	15	HSIEH P	0:55
5	HSU C	6	YANG Y	7	HUANG H	11	HUANG P	14	HUANG Y	0:25
5	HSU C	10	LIN H	11	HUANG P	12	HUANG H	14	HUANG Y	0:20
6	YANG Y	7	HUANG H	11	HUANG P	12	HUANG H	14	HUANG Y	0:02
6	YANG Y	7	HUANG H	10	LIN H	11	HUANG P	14	HUANG Y	0:02

Score development

4	CHANG C	5	HSU C	7	HUANG H	13	LO C	15	HSIEH P	1:48	+5
4	CHANG C	10	LIN H	13	LO C	14	HUANG Y	15	HSIEH P	2:20	+4
4	CHANG C	6	YANG Y	12	HUANG H	14	HUANG Y	15	HSIEH P	3:04	+3
4	CHANG C	10	LIN H	11	HUANG P	12	HUANG H	14	HUANG Y	8:10	+2
6	YANG Y	7	HUANG H	11	HUANG P	12	HUANG H	14	HUANG Y	0:02	+1
4	CHANG C	5	HSU C	7	HUANG H	12	HUANG H	15	HSIEH P	0:55	+1
5	HSU C	7	HUANG H	11	HUANG P	12	HUANG H	14	HUANG Y	1:48	+1
5	HSU C	6	YANG Y	12	HUANG H	13	LO C	14	HUANG Y	2:45	+1
6	YANG Y	7	HUANG H	10	LIN H	11	HUANG P	14	HUANG Y	0:02	0
5	HSU C	10	LIN H	11	HUANG P	12	HUANG H	14	HUANG Y	0:20	0
4	CHANG C	5	HSU C	7	HUANG H	11	HUANG P	12	HUANG H	1:00	-1
5	HSU C	7	HUANG H	11	HUANG P	14	HUANG Y	15	HSIEH P	1:02	0
5	HSU C	6	YANG Y	13	LO C	14	HUANG Y	15	HSIEH P	1:08	0
5	HSU C	6	YANG Y	12	HUANG H	14	HUANG Y	15	HSIEH P	3:18	-1
5	HSU C	6	YANG Y	7	HUANG H	11	HUANG P	14	HUANG Y	0:25	-2
5	HSU C	6	YANG Y	11	HUANG P	14	HUANG Y	15	HSIEH P	5:19	-2
6	YANG Y	7	HUANG H	12	HUANG H	13	LO C	14	HUANG Y	3:52	-3
5	HSU C	6	YANG Y	11	HUANG P	12	HUANG H	14	HUANG Y	2:42	-4



Game No: 12

Lineup Analysis

Анализ

JPN

Lineup efficiency


4	AMANO K	5	SONODA N	9	HONDA M	10	OCHIAI S	11	SHINOZAKI M	8:23
7	IKEUCHI Y	9	HONDA M	10	OCHIAI S	11	SHINOZAKI M	12	KOSUGE Y	6:19
6	KURIHARA M	7	IKEUCHI Y	8	IJU M	9	HONDA M	12	KOSUGE Y	5:00
6	KURIHARA M	7	IKEUCHI Y	9	HONDA M	10	OCHIAI S	12	KOSUGE Y	3:41
6	KURIHARA M	9	HONDA M	10	OCHIAI S	11	SHINOZAKI M	12	KOSUGE Y	3:19
4	AMANO K	8	IJU M	9	HONDA M	11	SHINOZAKI M	12	KOSUGE Y	2:45
4	AMANO K	6	KURIHARA M	10	OCHIAI S	11	SHINOZAKI M	15	HASHIZUME M	2:09
7	IKEUCHI Y	8	IJU M	9	HONDA M	11	SHINOZAKI M	12	KOSUGE Y	1:49
5	SONODA N	6	KURIHARA M	7	IKEUCHI Y	8	IJU M	9	HONDA M	1:31
4	AMANO K	6	KURIHARA M	9	HONDA M	10	OCHIAI S	12	KOSUGE Y	1:05
6	KURIHARA M	7	IKEUCHI Y	8	IJU M	11	SHINOZAKI M	15	HASHIZUME M	0:55
4	AMANO K	5	SONODA N	6	KURIHARA M	9	HONDA M	10	OCHIAI S	0:54
4	AMANO K	6	KURIHARA M	8	IJU M	11	SHINOZAKI M	15	HASHIZUME M	0:52
5	SONODA N	6	KURIHARA M	7	IKEUCHI Y	8	IJU M	11	SHINOZAKI M	0:51
6	KURIHARA M	7	IKEUCHI Y	10	OCHIAI S	11	SHINOZAKI M	12	KOSUGE Y	0:27

Score development

6	KURIHARA M	7	IKEUCHI Y	8	IJU M	11	SHINOZAKI M	15	HASHIZUME M	0:55	+3
4	AMANO K	5	SONODA N	9	HONDA M	10	OCHIAI S	11	SHINOZAKI M	8:23	+3
6	KURIHARA M	7	IKEUCHI Y	10	OCHIAI S	11	SHINOZAKI M	12	KOSUGE Y	0:27	+2
6	KURIHARA M	7	IKEUCHI Y	8	IJU M	9	HONDA M	12	KOSUGE Y	5:00	+1
5	SONODA N	6	KURIHARA M	7	IKEUCHI Y	8	IJU M	11	SHINOZAKI M	0:51	0
4	AMANO K	6	KURIHARA M	8	IJU M	11	SHINOZAKI M	15	HASHIZUME M	0:52	0
4	AMANO K	5	SONODA N	6	KURIHARA M	9	HONDA M	10	OCHIAI S	0:54	-1
4	AMANO K	6	KURIHARA M	10	OCHIAI S	11	SHINOZAKI M	15	HASHIZUME M	2:09	-1
4	AMANO K	8	IJU M	9	HONDA M	11	SHINOZAKI M	12	KOSUGE Y	2:45	-1
6	KURIHARA M	9	HONDA M	10	OCHIAI S	11	SHINOZAKI M	12	KOSUGE Y	3:19	0
4	AMANO K	6	KURIHARA M	9	HONDA M	10	OCHIAI S	12	KOSUGE Y	1:05	-2
7	IKEUCHI Y	8	IJU M	9	HONDA M	11	SHINOZAKI M	12	KOSUGE Y	1:49	-2
5	SONODA N	6	KURIHARA M	7	IKEUCHI Y	8	IJU M	9	HONDA M	1:31	-3
6	KURIHARA M	7	IKEUCHI Y	9	HONDA M	10	OCHIAI S	12	KOSUGE Y	3:41	-3
7	IKEUCHI Y	9	HONDA M	10	OCHIAI S	11	SHINOZAKI M	12	KOSUGE Y	6:19	-3

LEGEND

+ Shot Made - Shot Missed

Timing and Results provided by  TISSOT



Game No: 21

Start List

Стартовый список

JPN vs UKR

Referee: IVANOVIC Ivana (SRB)
Umpire: BELIAKOV Sergei (RUS) / WU Zhiwei (HKG)

JPN - Japan

No.	Name	Pos	Height m / ft in	Age	Current Games Statistics						
					PPG	FG%	3FG%	FT%	RPG	APG	MPG (GP)
4	AMANO Kayoko	F	1.80/5'11"	23	2.0	50			2.5	0.5	14:44 (2)
5	SONODA Nao	F	1.78/5'10"	23	0.0	0			0.5	0.0	13:29 (2)
6	KURIHARA Mika	G	1.76/5'9"	24	7.0	31	44		2.5	1.0	17:50 (2)
7	IKEUCHI Yuri	F	1.80/5'11"	24	1.0	0	0	100	1.5	0.0	17:50 (2)
8	IJU Minami	G	1.68/5'6"	22	8.0	29	14	83	3.0	1.5	16:38 (2)
9	HONDA Masami	F	1.76/5'9"	22	10.5	47	67	60	4.5	0.5	30:34 (2)
10	OCHIAI Satomi	G	1.65/5'5"	22	7.5	33	30	100	2.0	2.0	25:43 (2)
11	SHINOZAKI Mio	G	1.66/5'5"	21	13.0	28	36	75	4.0	4.0	29:46 (2)
12	KOSUGE Yuka	C	1.80/5'11"	21	5.0	36	0	100	3.5	0.5	19:15 (2)
13	KATO Yuki	F	1.77/5'10"	21	3.0	50		100	0.0	1.0	13:46 (1)
14	SEZAKI Rina	G	1.62/5'4"	21	0.0				0.0	0.0	0:00 (0)
15	HASHIZUME Mari	C	1.82/6'0"	21	0.5			50	1.5	0.0	7:15 (2)
Team			1.74/5'9"	22.1	56.0	31	33	79	27.5	10.5	
Coach		HAGIWARA Mikiko									
Assistant Coach		NODERA Kazuhiko			MORIYA Shiho						

JPN Played		
PR	CAN	48 - 76
PR	TPE	64 - 69
PR	UKR	10 JUL


UKR - Ukraine

No.	Name	Pos	Height m / ft in	Age	Current Games Statistics						
					PPG	FG%	3FG%	FT%	RPG	APG	MPG (GP)
4	BILOTSERKIVSKA Arina		1.70/5'7"	23	2.0	15	0	0	6.0	1.0	31:27 (2)
5	SAMBURSKA Olena		1.74/5'9"	24	8.5	44	0	75	2.0	3.0	25:54 (2)
6	MATSKO Krystyna		1.81/5'11"	22	7.5	33	0	75	5.5	1.0	24:45 (2)
7	BOGDANOVA Anastasiia		1.77/5'10"	21	0.0	0	0		1.5	0.0	7:14 (2)
8	DOROGOBUZOVA Kateryna		1.86/6'1"	23	10.0	50	0	100	7.0	0.0	26:20 (2)
9	MAZNICHENKO Olga		1.87/6'2"	21	14.5	55	50	100	7.5	2.0	29:54 (2)
10	RYMARENKO Kateryna		1.87/6'2"	23	2.0	33	0		1.5	0.5	4:42 (2)
12	MALASHENKO Olesia		1.89/6'2"	22	16.5	45	0	78	12.0	0.5	31:13 (2)
13	KOLOTOVSKA Natalia		1.70/5'7"	23	0.0				0.5	0.0	7:11 (2)
14	KOVALOVA Kateryna		1.85/6'1"	24	0.0	0			3.0	0.0	7:13 (1)
15	NAZAREVYCH Alisa		1.93/6'4"	23	2.5	40	0	50	1.0	0.5	7:41 (2)
Team			1.82/6'0"	22.6	63.5	40	12	72	48.5	8.5	
Coach		CZRCZURO Vadim									
Assistant Coach		VOZNIUK Sergii									

UKR Played		
PR	TPE	68 - 84
PR	CAN	59 - 57
PR	JPN	10 JUL

LEGEND

(1) Point Guard	(2) Shooting Guard	(3) Small Forward	(4) Power Forward	(5) Centre
(C) Captain	3FG% 3 Points Field Goals %	APG Assists per Game	C Centre	F Forward
FG% Field Goals %	FT% Free Throws %	G Guard	GP Games Played	MPG Minutes Played per Game
Pos Playing Position	PPG Points per Game	PR Preliminary Round	RPG Rebounds per Game	

Timing and Results provided by  TISSOT



Game No: 21

Results
Результаты

Attendance: 147

Match Duration: 1:46

JPN 68 vs 66 UKR
(18:15, 12:14, 17:19, 21:18)

Referee: IVANOVIC Ivana (SRB)

Commissioner:

Umpire: BELIAKOV Sergei (RUS) / WU Zhiwei (HKG)

Scoring by 5 min intervals:	JPN	Q1		Q2		Q3		Q4	
		10	18	20	30	40	47	56	68
	UKR	6	15	17	29	39	48	57	66

JPN - Japan

No.	Name	MIN	Field Goals		2 Points		3 Points		Free Throws		Rebounds			AS	TO	ST	BS	PF	FD	PTS
			M/A	%	M/A	%	M/A	%	M/A	%	OR	DR	TOT							
*4	AMANO Kayoko	29:40	0/3	0	0/3	0	0/0	0	1/2	50	1	1	2	0	0	0	0	3	1	1
*5	SONODA Nao	23:07	1/3	33	1/3	33	0/0	0	9/11	82	1	1	2	1	1	2	0	4	7	11
6	KURIHARA Mika	15:17	1/7	14	0/3	0	1/4	25	2/2	100	1	1	2	0	1	1	0	1	1	5
7	IKEUCHI Yuri	0:00	0/0	0	0/0	0	0/0	0	0/0	0	0	0	0	0	0	0	0	0	0	0
8	IJU Minami	18:41	3/9	33	2/7	29	1/2	50	4/8	50	0	3	3	2	2	1	0	2	5	11
*9	HONDA Masami	26:36	3/8	38	3/6	50	0/2	0	2/2	100	0	2	2	0	3	1	0	4	1	8
*10	OCHIAI Satomi	23:40	0/3	0	0/0	0	0/3	0	0/0	0	0	4	4	1	2	0	0	1	2	0
*11	SHINOZAKI Mio	33:11	12/21	57	11/19	58	1/2	50	3/4	75	1	4	5	0	0	2	0	5	4	28
12	KOSUGE Yuka	16:53	2/5	40	2/5	40	0/0	0	0/1	0	0	1	1	0	2	0	0	0	2	4
13	KATO Yuki	12:55	0/0	0	0/0	0	0/0	0	0/0	0	0	0	0	0	0	1	0	1	0	0
14	SEZAKI Rina	0:00	0/0	0	0/0	0	0/0	0	0/0	0	0	0	0	0	0	0	0	0	0	0
15	HASHIZUME Mari	0:00	0/0	0	0/0	0	0/0	0	0/0	0	0	0	0	0	0	0	0	0	0	0
Team / Coach											4	2	6							
Totals			22/59	37	19/46	41	3/13	23	21/30	70	8	19	27	4	11	8	0	21	23	68

Coach	HAGIWARA Mikiko
Assistant Coach	NODERA Kazuhiko MORIYA Shiho

UKR - Ukraine

No.	Name	MIN	Field Goals		2 Points		3 Points		Free Throws		Rebounds			AS	TO	ST	BS	PF	FD	PTS
			M/A	%	M/A	%	M/A	%	M/A	%	OR	DR	TOT							
*4	BILOTSERKIVSKA Arina	33:18	2/6	33	1/2	50	1/4	25	4/6	67	0	3	3	1	4	0	0	2	7	9
*5	SAMBURSKA Olena	28:56	8/8	100	5/5	100	3/3	100	0/0	0	1	1	2	1	8	0	0	5	2	19
6	MATSKO Krystyna	23:30	0/3	0	0/2	0	0/1	0	0/0	0	1	4	5	2	2	0	0	3	0	0
7	BOGDANOVA Anastasiia	3:07	0/1	0	0/0	0	0/1	0	1/2	50	0	3	3	0	0	0	0	1	1	1
*8	DOROGOBUZOVA Kateryna	31:55	4/8	50	4/6	67	0/2	0	0/1	0	0	6	6	2	3	0	0	5	2	8
*9	MAZNICHENKO Olga	35:23	4/6	67	3/5	60	1/1	100	0/0	0	0	1	1	3	2	1	0	1	2	9
10	RYMARENKO Kateryna	1:57	0/0	0	0/0	0	0/0	0	0/0	0	0	1	1	0	0	0	0	0	0	0
12	MALASHENKO Olesia	27:11	5/11	45	4/10	40	1/1	100	3/4	75	2	10	12	1	2	0	1	2	5	14
13	KOLOTOVSKA Natalia	4:45	0/0	0	0/0	0	0/0	0	0/0	0	0	2	2	0	1	0	0	1	0	0
14	KOVALOVA Kateryna	2:33	0/2	0	0/1	0	0/1	0	0/0	0	0	0	0	0	0	1	0	1	0	0
*15	NAZAREVYCH Alisa	7:25	2/3	67	2/3	67	0/0	0	0/0	0	0	1	1	0	0	1	0	1	2	4
Team / Coach											1	2	3		2					
Totals			26/49	53	20/35	57	6/14	43	8/13	62	5	34	39	10	24	3	1	22	21	66

Coach	CZRCZURO Vadim
Assistant Coach	VOZNIUK Sergii

	JPN	UKR
Points from Turnovers	13	10
Points in the Paint	26	34
Second Chance Points	2	5
Fast Break Points	0	0

	JPN	UKR
Biggest Lead	8	3
Biggest Scoring Run	8-0 (8-0)	6-0 (8-6)
Lead Changes	10	
Times Tied	14	

LEGEND			
%	Shooting Percentage	(C)	Captain
BS	Blocked Shots	DR	Defensive Rebounds
OR	Offensive Rebounds	OTx	Overtime
S	Suspended	ST	Steals
(I)	Injured	FD	Fouls Drawn
PF	Fouls	PTS	Points
TO	Turnovers	TOT	Total Rebounds
*	Starters	AS	Assists
M/A	Made / Attempts	MIN	Minutes Played
Qx	Quarter Time		

Timing and Results provided by TISSOT



Game No: 21

Shot Chart
Схема бросков

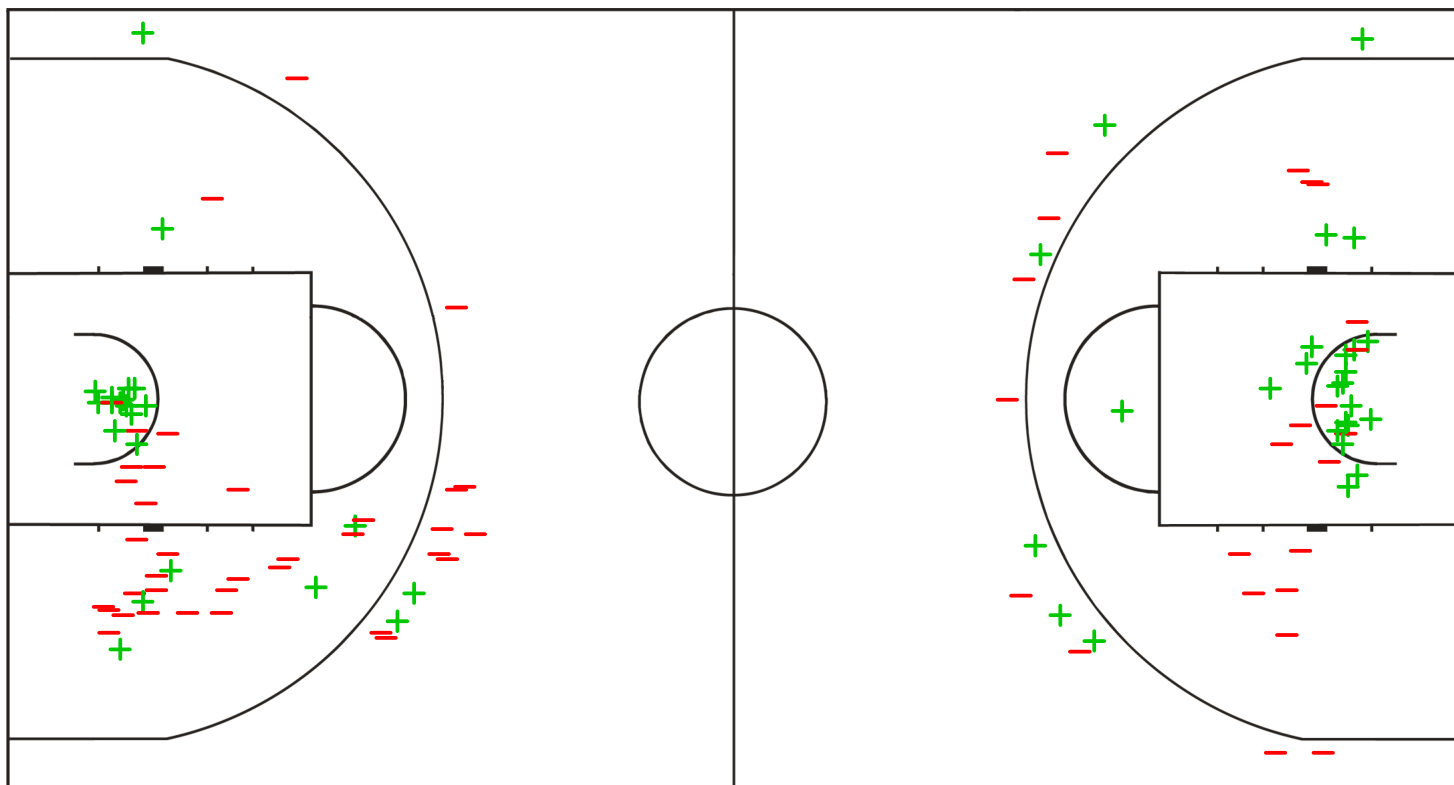
JPN 68 vs 66 UKR
(18 - 15, 12 - 14, 17 - 19, 21 - 18)

Scoring by 5 min intervals:

	Q1		Q2		Q3		Q4	
JPN	10	18	20	30	40	47	56	68
UKR	6	15	17	29	39	48	57	66

JPN - Japan

UKR - Ukraine



LEGEND

+ Shot Made

- Shot Missed

Timing and Results provided by **TISSOT**



Game No: 21

Shot Chart
Схема бросков

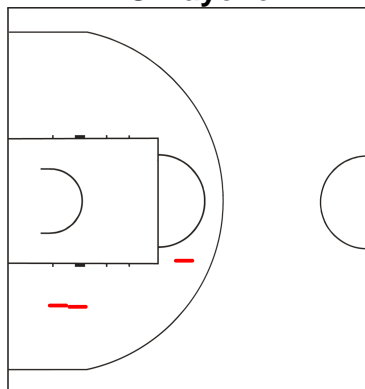
JPN 68 vs 66 UKR
(18 - 15, 12 - 14, 17 - 19, 21 - 18)

Scoring by 5 min intervals:

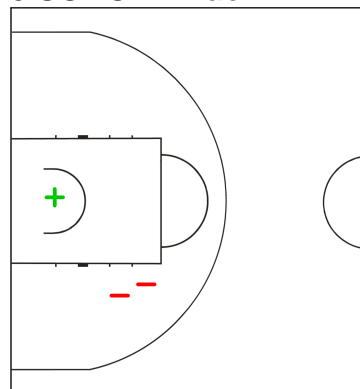
	Q1		Q2		Q3		Q4	
JPN	10	18	20	30	40	47	56	68
UKR	6	15	17	29	39	48	57	66

JPN - Japan

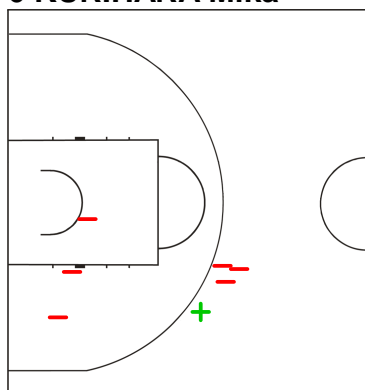
4 AMANO Kayoko



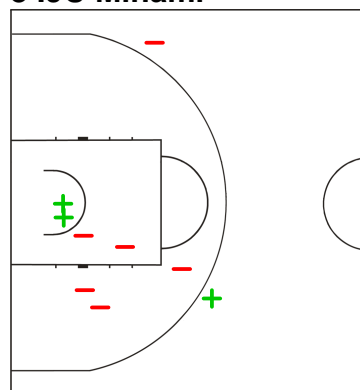
5 SONODA Nao



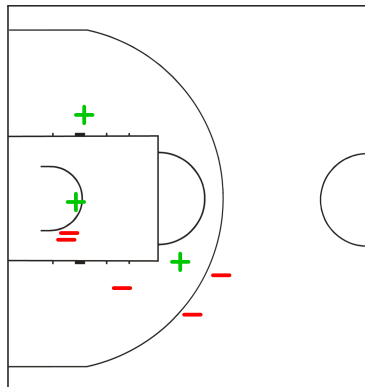
6 KURIHARA Mika



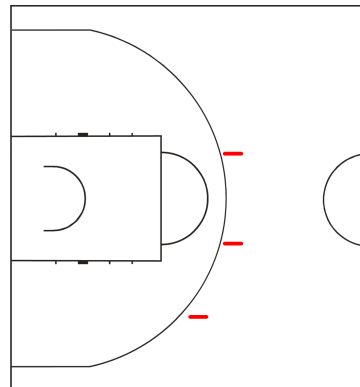
8 IJU Minami



9 HONDA Masami



10 OCHIAI Satomi



LEGEND

+ Shot Made

- Shot Missed

Timing and Results provided by TISSOT



Game No: 21

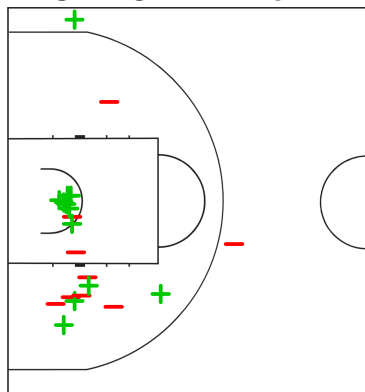
Shot Chart
Схема бросков

JPN 68 vs 66 UKR
(18 - 15, 12 - 14, 17 - 19, 21 - 18)

Scoring by 5 min intervals:

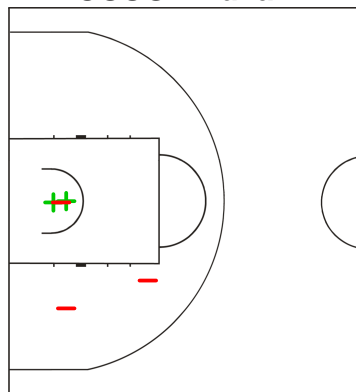
	Q1		Q2		Q3		Q4	
JPN	10	18	20	30	40	47	56	68
UKR	6	15	17	29	39	48	57	66

11 SHINOZAKI Mio



JPN - Japan

12 KOSUGE Yuka



LEGEND

+ Shot Made

- Shot Missed



Game No: 21

Shot Chart
Схема бросков

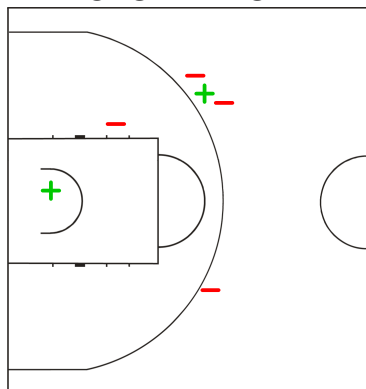
JPN 68 vs 66 UKR
(18 - 15, 12 - 14, 17 - 19, 21 - 18)

Scoring by 5 min intervals:

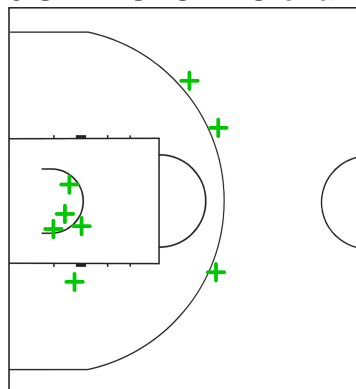
	Q1		Q2		Q3		Q4	
JPN	10	18	20	30	40	47	56	68
UKR	6	15	17	29	39	48	57	66

UKR - Ukraine

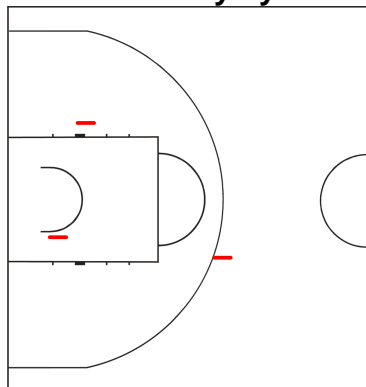
4 BILOTSEKIVSKA Arina



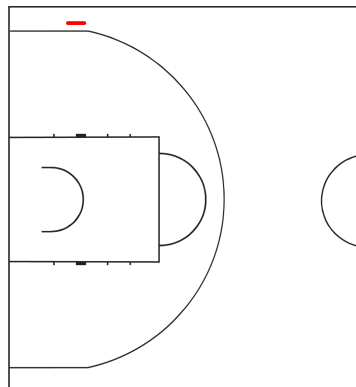
5 SAMBURSKA Olena



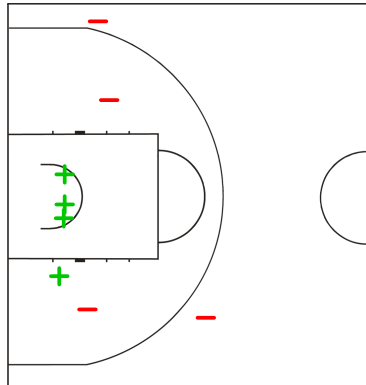
6 MATSKO Krystyna



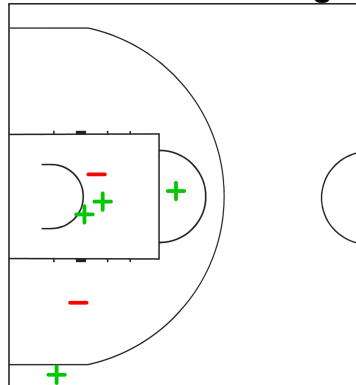
7 BOGDANOVA Anastasiia



8 DOROGOBUZOVA Kateryna



9 MAZNICHENKO Olga



LEGEND

+ Shot Made

-

Shot Missed

Timing and Results provided by **TISSOT**



Game No: 21

Shot Chart
Схема бросков

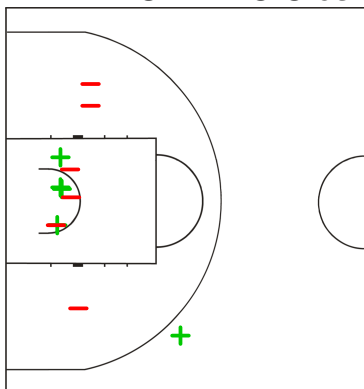
JPN 68 vs 66 UKR
(18 - 15, 12 - 14, 17 - 19, 21 - 18)

Scoring by 5 min intervals:

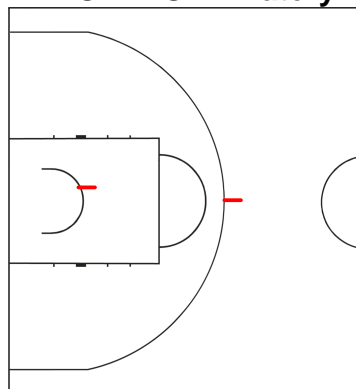
	Q1		Q2		Q3		Q4	
JPN	10	18	20	30	40	47	56	68
UKR	6	15	17	29	39	48	57	66

UKR - Ukraine

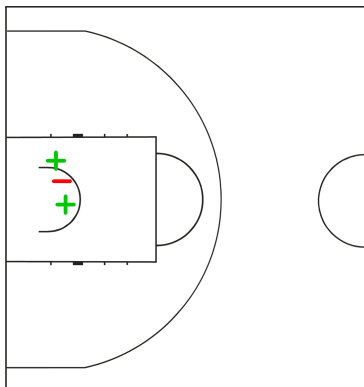
12 MALASHENKO Olesia



14 KOVALOVA Kateryna



15 NAZAREVYCH Alisa



LEGEND

+ Shot Made

- Shot Missed



Game No: 21

Lineup Analysis

Анализ

JPN 68 vs 66 UKR

JPN

Lineup efficiency

4	AMANO K	5	SONODA N	9	HONDA M	10	OCHIAI S	11	SHINOZAKI M	8:34
4	AMANO K	9	HONDA M	10	OCHIAI S	11	SHINOZAKI M	12	KOSUGE Y	8:02
4	AMANO K	5	SONODA N	6	KURIHARA M	8	IJU M	11	SHINOZAKI M	4:20
4	AMANO K	5	SONODA N	8	IJU M	9	HONDA M	11	SHINOZAKI M	4:04
6	KURIHARA M	8	IJU M	9	HONDA M	12	KOSUGE Y	13	KATO Y	3:16
5	SONODA N	6	KURIHARA M	10	OCHIAI S	11	SHINOZAKI M	13	KATO Y	2:59
4	AMANO K	8	IJU M	11	SHINOZAKI M	12	KOSUGE Y	13	KATO Y	2:35
5	SONODA N	6	KURIHARA M	8	IJU M	10	OCHIAI S	13	KATO Y	1:24
5	SONODA N	6	KURIHARA M	9	HONDA M	10	OCHIAI S	13	KATO Y	1:10
4	AMANO K	6	KURIHARA M	8	IJU M	11	SHINOZAKI M	12	KOSUGE Y	1:09
6	KURIHARA M	8	IJU M	10	OCHIAI S	12	KOSUGE Y	13	KATO Y	0:57
4	AMANO K	8	IJU M	9	HONDA M	11	SHINOZAKI M	12	KOSUGE Y	0:54
5	SONODA N	9	HONDA M	10	OCHIAI S	11	SHINOZAKI M	13	KATO Y	0:34
4	AMANO K	5	SONODA N	6	KURIHARA M	8	IJU M	9	HONDA M	0:02

Score development

4	AMANO K	5	SONODA N	9	HONDA M	10	OCHIAI S	11	SHINOZAKI M	8:34	+7
4	AMANO K	5	SONODA N	6	KURIHARA M	8	IJU M	11	SHINOZAKI M	4:20	+3
4	AMANO K	6	KURIHARA M	8	IJU M	11	SHINOZAKI M	12	KOSUGE Y	1:09	+1
4	AMANO K	8	IJU M	11	SHINOZAKI M	12	KOSUGE Y	13	KATO Y	2:35	+1
4	AMANO K	5	SONODA N	6	KURIHARA M	8	IJU M	9	HONDA M	0:02	0
4	AMANO K	8	IJU M	9	HONDA M	11	SHINOZAKI M	12	KOSUGE Y	0:54	0
6	KURIHARA M	8	IJU M	10	OCHIAI S	12	KOSUGE Y	13	KATO Y	0:57	0
5	SONODA N	6	KURIHARA M	9	HONDA M	10	OCHIAI S	13	KATO Y	1:10	-1
5	SONODA N	6	KURIHARA M	8	IJU M	10	OCHIAI S	13	KATO Y	1:24	0
6	KURIHARA M	8	IJU M	9	HONDA M	12	KOSUGE Y	13	KATO Y	3:16	-1
4	AMANO K	5	SONODA N	8	IJU M	9	HONDA M	11	SHINOZAKI M	4:04	0
5	SONODA N	9	HONDA M	10	OCHIAI S	11	SHINOZAKI M	13	KATO Y	0:34	-2
5	SONODA N	6	KURIHARA M	10	OCHIAI S	11	SHINOZAKI M	13	KATO Y	2:59	-2
4	AMANO K	9	HONDA M	10	OCHIAI S	11	SHINOZAKI M	12	KOSUGE Y	8:02	-4



Game No: 21

Lineup Analysis

Анализ

UKR

Lineup efficiency


4	BILOTSERKIVSKA A	5	SAMBURSKA O	8	DOROGOBUZOVA K	9	MAZNIHENKO O	12	MALASHENKO O	7:57
4	BILOTSERKIVSKA A	6	MATSKO K	8	DOROGOBUZOVA K	9	MAZNIHENKO O	12	MALASHENKO O	5:35
4	BILOTSERKIVSKA A	5	SAMBURSKA O	8	DOROGOBUZOVA K	9	MAZNIHENKO O	15	NAZAREVYCH A	5:04
4	BILOTSERKIVSKA A	5	SAMBURSKA O	6	MATSKO K	9	MAZNIHENKO O	12	MALASHENKO O	3:55
4	BILOTSERKIVSKA A	5	SAMBURSKA O	6	MATSKO K	8	DOROGOBUZOVA K	9	MAZNIHENKO O	2:24
5	SAMBURSKA O	6	MATSKO K	7	BOGDANOVA A	8	DOROGOBUZOVA K	12	MALASHENKO O	2:23
4	BILOTSERKIVSKA A	5	SAMBURSKA O	8	DOROGOBUZOVA K	9	MAZNIHENKO O	10	RYMARENKO K	1:57
4	BILOTSERKIVSKA A	6	MATSKO K	9	MAZNIHENKO O	12	MALASHENKO O	13	KOLOTOVSKA N	1:49
5	SAMBURSKA O	6	MATSKO K	8	DOROGOBUZOVA K	9	MAZNIHENKO O	12	MALASHENKO O	1:46
4	BILOTSERKIVSKA A	8	DOROGOBUZOVA K	9	MAZNIHENKO O	12	MALASHENKO O	13	KOLOTOVSKA N	1:32
5	SAMBURSKA O	6	MATSKO K	8	DOROGOBUZOVA K	12	MALASHENKO O	14	KOVALOVA K	1:30
4	BILOTSERKIVSKA A	6	MATSKO K	9	MAZNIHENKO O	13	KOLOTOVSKA N	15	NAZAREVYCH A	1:24
5	SAMBURSKA O	6	MATSKO K	8	DOROGOBUZOVA K	9	MAZNIHENKO O	14	KOVALOVA K	1:03
4	BILOTSERKIVSKA A	5	SAMBURSKA O	6	MATSKO K	9	MAZNIHENKO O	15	NAZAREVYCH A	0:57
4	BILOTSERKIVSKA A	6	MATSKO K	7	BOGDANOVA A	8	DOROGOBUZOVA K	12	MALASHENKO O	0:44

Score development

4	BILOTSERKIVSKA A	5	SAMBURSKA O	6	MATSKO K	9	MAZNIHENKO O	12	MALASHENKO O	3:55	+5
5	SAMBURSKA O	6	MATSKO K	8	DOROGOBUZOVA K	12	MALASHENKO O	14	KOVALOVA K	1:30	+2
4	BILOTSERKIVSKA A	8	DOROGOBUZOVA K	9	MAZNIHENKO O	12	MALASHENKO O	13	KOLOTOVSKA N	1:32	+2
4	BILOTSERKIVSKA A	5	SAMBURSKA O	8	DOROGOBUZOVA K	9	MAZNIHENKO O	12	MALASHENKO O	7:57	+2
4	BILOTSERKIVSKA A	6	MATSKO K	8	DOROGOBUZOVA K	9	MAZNIHENKO O	12	MALASHENKO O	5:35	+1
4	BILOTSERKIVSKA A	6	MATSKO K	7	BOGDANOVA A	8	DOROGOBUZOVA K	12	MALASHENKO O	0:44	0
4	BILOTSERKIVSKA A	5	SAMBURSKA O	6	MATSKO K	9	MAZNIHENKO O	15	NAZAREVYCH A	0:57	0
5	SAMBURSKA O	6	MATSKO K	8	DOROGOBUZOVA K	9	MAZNIHENKO O	14	KOVALOVA K	1:03	0
4	BILOTSERKIVSKA A	6	MATSKO K	9	MAZNIHENKO O	13	KOLOTOVSKA N	15	NAZAREVYCH A	1:24	0
5	SAMBURSKA O	6	MATSKO K	8	DOROGOBUZOVA K	9	MAZNIHENKO O	12	MALASHENKO O	1:46	0
4	BILOTSERKIVSKA A	5	SAMBURSKA O	8	DOROGOBUZOVA K	9	MAZNIHENKO O	10	RYMARENKO K	1:57	0
4	BILOTSERKIVSKA A	5	SAMBURSKA O	6	MATSKO K	8	DOROGOBUZOVA K	9	MAZNIHENKO O	2:24	0
5	SAMBURSKA O	6	MATSKO K	7	BOGDANOVA A	8	DOROGOBUZOVA K	12	MALASHENKO O	2:23	-3
4	BILOTSERKIVSKA A	6	MATSKO K	9	MAZNIHENKO O	12	MALASHENKO O	13	KOLOTOVSKA N	1:49	-5
4	BILOTSERKIVSKA A	5	SAMBURSKA O	8	DOROGOBUZOVA K	9	MAZNIHENKO O	15	NAZAREVYCH A	5:04	-6

LEGEND

+ Shot Made - Shot Missed

Timing and Results provided by  TISSOT



Game No: 22

Start List

Стартовый список

TPE vs CAN

Referee: VETROV Evgeny (RUS)

Umpire: KOVER Fabio (BRA) / RODSAND Torkild (NOR)

TPE - Chinese Taipei

No.	Name	Pos	Height m / ft in	Age	Current Games Statistics						
					PPG	FG%	3FG%	FT%	RPG	APG	MPG (GP)
4	CHANG Chi-Fang	G	1.74/5'9"	20	7.5	67	0	75	1.5	1.5	16:48 (2)
5	HSU Chien-Hui	F	1.72/5'8"	23	7.0	58			6.0	3.0	27:26 (2)
6	YANG Ya-Hui	G	1.70/5'7"	24	4.0	40	33	75	2.5	4.5	26:37 (2)
7	HUANG Hung-Ying	F	1.64/5'5"	23	4.0	60	100		1.5	0.0	6:43 (2)
8	LIU Hsi-Yeh	F	1.73/5'8"	21	0.0				0.0	0.0	0:00 (0)
9	CHANG Chia-Ling	G	1.72/5'8"	23	0.0				0.0	0.0	0:42 (1)
10	LIN Hsien-Fang	G	1.73/5'8"	21	0.0	0			1.5	0.0	5:47 (2)
11	HUANG Ping-Jen	F	1.77/5'10"	23	12.5	50	0	64	5.5	1.0	28:07 (2)
12	HUANG Hsiang-Ting	C	1.81/5'11"	20	12.0	67	0	100	2.0	2.0	26:01 (2)
13	LO Chiao-Hui	F	1.77/5'10"	23	2.0	17		100	2.5	0.0	8:14 (2)
14	HUANG Ying-Li	F	1.70/5'7"	24	13.5	36	38	67	4.0	3.5	36:31 (2)
15	HSIEH Pei-Chun	C	1.82/6'0"	21	14.0	61		67	0.0	0.5	17:24 (2)
Team			1.74/5'9"	22.2	76.5	50	38	76	30.0	16.0	
Coach		LIANG Chia-Yin									
Assistant Coach		CHIEN Wei-Chuan			CHENG Hui-Yun						

TPE Played		
PR	UKR	84 - 68
PR	JPN	69 - 64
PR	CAN	10 JUL


CAN - Canada

No.	Name	Pos	Height m / ft in	Age	Current Games Statistics						
					PPG	FG%	3FG%	FT%	RPG	APG	MPG (GP)
5	ROS Dianna	G	1.70/5'7"	21	2.5	100	100		1.5	0.5	13:14 (2)
6	LANGLOIS Miah-Marie	G	1.73/5'8"	21	10.5	29	20	100	5.0	2.0	28:59 (2)
7	WILLIAMS Korissa	G	1.75/5'9"	21	6.5	36		50	5.5	4.5	22:49 (2)
8	YOUNG Kristjana	G	1.83/6'0"	21	8.5	50	0	100	1.5	1.5	20:40 (2)
9	COWARD Rachelle	G	1.83/6'0"	23	9.5	53	43		2.0	0.0	22:44 (2)
10	CHAMBERS Erin	G	1.85/6'1"	20	4.0	38	0	100	1.5	2.0	17:47 (2)
11	SPOTTON Kara	F	1.88/6'2"	20	3.0	50		100	4.0	0.0	11:50 (1)
12	LEDINGHAM Lindsay	F	1.83/6'0"	23	11.0	53	50	75	2.5	0.0	23:52 (2)
13	CAMPBELL Tajah	F	1.91/6'3"	19	3.5	27		50	5.5	1.5	13:57 (2)
14	KREIGER Tessa	C	1.93/6'4"	20	1.0	0		100	1.0	0.0	4:13 (2)
15	EMMERSON Dalyce	C	1.91/6'3"	19	8.0	63		100	4.0	1.0	16:49 (2)
Team			1.83/6'0"	20.7	66.5	43	29	87	35.0	13.0	
Coach		MCKENZIE Fabian									
Assistant Coach		VALLEE Chantal			DOMENIGONI Michele						

CAN Played		
PR	JPN	76 - 48
PR	UKR	57 - 59
PR	TPE	10 JUL

LEGEND

(1)	Point Guard	(2)	Shooting Guard	(3)	Small Forward	(4)	Power Forward	(5)	Centre
(C)	Captain	3FG%	3 Points Field Goals %	APG	Assists per Game	C	Centre	F	Forward
FG%	Field Goals %	FT%	Free Throws %	G	Guard	GP	Games Played	MPG	Minutes Played per Game
Pos	Playing Position	PPG	Points per Game	PR	Preliminary Round	RPG	Rebounds per Game		

Timing and Results provided by  TISSOT



Game No: 22

Results
Результаты

Match Duration: 1:35

TPE 72 vs 67 CAN
(21:11, 18:9, 21:23, 12:24)

Referee: VETROV Evgeny (RUS)

Commissioner:

Umpire: KOVER Fabio (BRA) / RODSAND Torkild (NOR)

Scoring by 5 min intervals:	TPE	Q1		Q2		Q3		Q4	
		8	21	28	39	56	60	62	72
	CAN	8	11	15	20	28	43	47	67

TPE - Chinese Taipei

No.	Name	MIN	Field Goals		2 Points		3 Points		Free Throws		Rebounds			AS	TO	ST	BS	PF	FD	PTS	
			M/A	%	M/A	%	M/A	%	M/A	%	OR	DR	TOT								
4	CHANG Chi-Fang	10:40	2/5	40	2/2	100	0/3	0	0/0	0	0	1	1	1	1	0	0	4	0	4	
*5	HSU Chien-Hui	24:56	5/12	42	5/11	45	0/1	0	0/0	0	0	2	2	2	2	0	3	0	0	1	10
*6	YANG Ya-Hui	34:44	3/6	50	2/2	100	1/4	25	0/0	0	1	3	4	1	1	2	0	0	0	7	
7	HUANG Hung-Ying	6:07	1/3	33	1/1	100	0/2	0	1/1	100	0	0	0	0	0	0	0	0	1	3	
8	LIU Hsi-Yeh	1:43	0/0	0	0/0	0	0/0	0	2/4	50	0	0	0	0	0	0	0	0	2	2	
9	CHANG Chia-Ling	1:43	0/0	0	0/0	0	0/0	0	0/0	0	0	0	0	0	1	0	0	1	0	0	
10	LIN Hsien-Fang	5:57	0/0	0	0/0	0	0/0	0	4/4	100	0	0	0	0	0	0	0	0	2	4	
*11	HUANG Ping-Jen	32:22	6/10	60	5/9	56	1/1	100	7/12	58	1	8	9	2	3	3	0	0	11	20	
12	HUANG Hsiang-Ting	21:25	2/7	29	2/7	29	0/0	0	0/0	0	1	2	3	0	1	0	0	2	0	4	
13	LO Chiao-Hui	2:24	0/0	0	0/0	0	0/0	0	2/2	100	0	0	0	0	0	0	0	0	1	2	
*14	HUANG Ying-Li	34:10	5/12	42	4/7	57	1/5	20	1/1	100	0	4	4	2	3	2	0	2	2	12	
*15	HSIEH Pei-Chun	23:49	2/4	50	2/4	50	0/0	0	0/0	0	1	2	3	0	4	0	0	3	0	4	
Team / Coach												3	2	5							
Totals			26/59	44	23/43	53	3/16	19	17/24	71	7	24	31	8	14	10	0	12	20	72	

Coach	LIANG Chia-Yin
Assistant Coach	CHIEN Wei-Chuan CHENG Hui-Yun

CAN - Canada

No.	Name	MIN	Field Goals		2 Points		3 Points		Free Throws		Rebounds			AS	TO	ST	BS	PF	FD	PTS
			M/A	%	M/A	%	M/A	%	M/A	%	OR	DR	TOT							
5	ROS Dianna	1:54	0/0	0	0/0	0	0/0	0	0/0	0	0	0	0	0	1	0	0	1	0	0
*6	LANGLOIS Miah-Marie	36:02	4/10	40	3/8	38	1/2	50	3/5	60	0	6	6	3	1	3	0	3	7	12
*7	WILLIAMS Korissa	33:27	5/8	63	5/8	63	0/0	0	2/2	100	0	1	1	2	5	1	0	4	3	12
*8	YOUNG Kristjana	26:19	3/10	30	2/8	25	1/2	50	0/2	0	0	3	3	1	0	1	0	3	1	7
9	COWARD Rachelle	19:02	5/8	63	2/5	40	3/3	100	0/0	0	0	2	2	1	2	0	0	1	0	13
10	CHAMBERS Erin	16:49	1/4	25	0/1	0	1/3	33	0/0	0	0	1	1	0	1	1	0	1	0	3
11	SPOTTON Kara	1:52	0/0	0	0/0	0	0/0	0	0/0	0	0	2	2	0	1	0	0	0	0	0
*12	LEDINGHAM Lindsay	23:05	3/6	50	3/5	60	0/1	0	0/0	0	1	7	8	0	3	0	1	4	0	6
*13	CAMPBELL Tajah	20:27	3/6	50	3/6	50	0/0	0	0/0	0	4	3	7	1	1	1	1	2	0	6
14	KREIGER Tessa	3:25	0/0	0	0/0	0	0/0	0	0/0	0	0	0	0	0	0	0	0	1	0	0
15	EMMERSON Dalyce	17:38	3/5	60	3/5	60	0/0	0	2/2	100	0	3	3	2	2	1	0	0	1	8
Team / Coach												0	2	2		4				
Totals			27/57	47	21/46	46	6/11	55	7/11	64	5	30	35	10	21	8	2	20	12	67

Coach	MCKENZIE Fabian
Assistant Coach	VALLEE Chantal DOMENIGONI Michele

	TPE	CAN
Points from Turnovers	18	11
Points in the Paint	40	38
Second Chance Points	5	2
Fast Break Points	0	0

	TPE	CAN
Biggest Lead	28	6
Biggest Scoring Run	17-0 (27-11)	13-0 (56-41)
Lead Changes	3	
Times Tied	2	

LEGEND			
%	Shooting Percentage	(C)	Captain
BS	Blocked Shots	DR	Defensive Rebounds
OR	Offensive Rebounds	OTx	Overtime
S	Suspended	ST	Steals
(I)	Injured	FD	Fouls Drawn
PF	Fouls	PTS	Points
TO	Turnovers	TOT	Total Rebounds
*	Starters	AS	Assists
M/A	Made / Attempts	MIN	Minutes Played
Qx	Quarter Time		

Timing and Results provided by TISSOT



Game No: 22

Shot Chart
Схема бросков

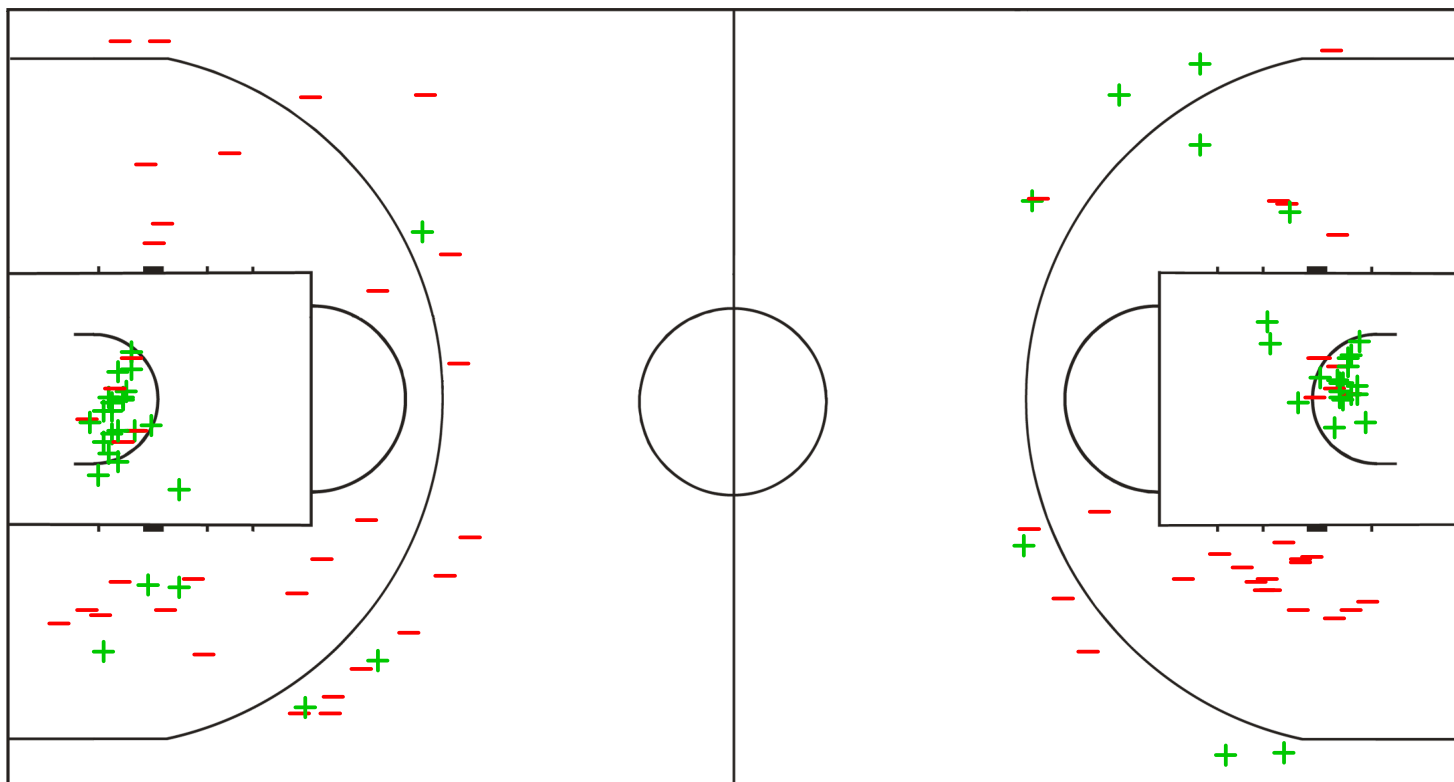
TPE 72 vs 67 CAN
(21 - 11, 18 - 9, 21 - 23, 12 - 24)

Scoring by 5 min intervals:

	Q1		Q2		Q3		Q4	
TPE	8	21	28	39	56	60	62	72
CAN	8	11	15	20	28	43	47	67

TPE - Chinese Taipei

CAN - Canada



LEGEND

+ Shot Made

- Shot Missed

Timing and Results provided by **TISSOT**



Game No: 22

Shot Chart
Схема бросков

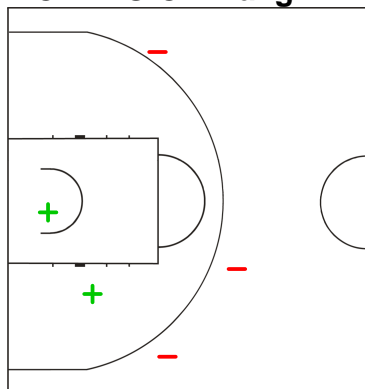
TPE 72 vs 67 CAN
(21 - 11, 18 - 9, 21 - 23, 12 - 24)

Scoring by 5 min intervals:

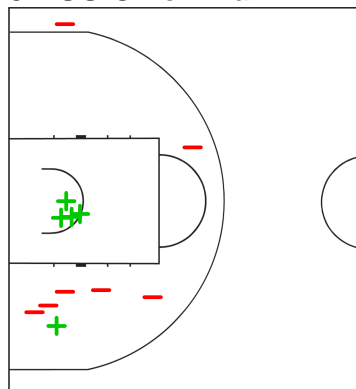
	Q1		Q2		Q3		Q4	
TPE	8	21	28	39	56	60	62	72
CAN	8	11	15	20	28	43	47	67

TPE - Chinese Taipei

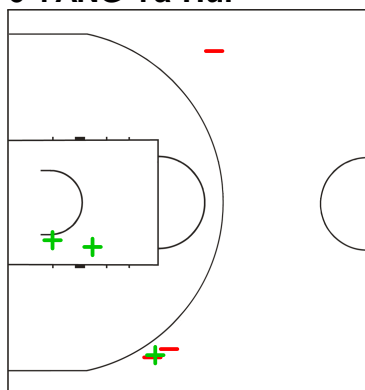
4 CHANG Chi-Fang



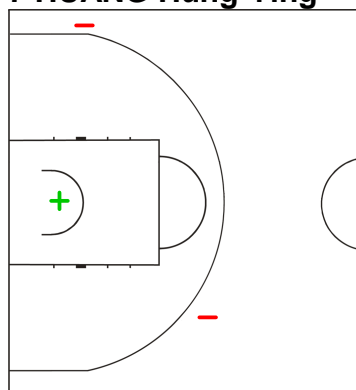
5 HSU Chien-Hui



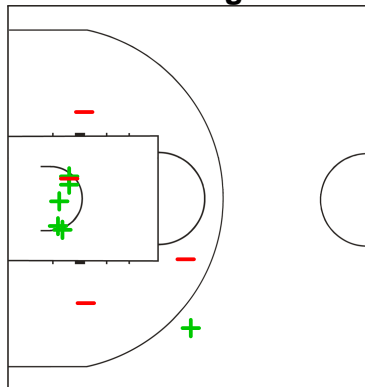
6 YANG Ya-Hui



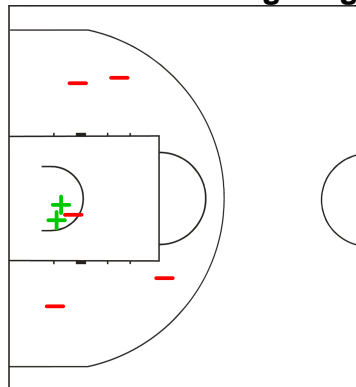
7 HUANG Hung-Ying



11 HUANG Ping-Jen



12 HUANG Hsiang-Ting



LEGEND

+ Shot Made

-

Shot Missed

Timing and Results provided by **TISSOT**



Game No: 22

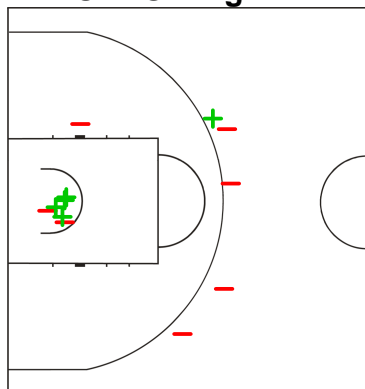
Shot Chart
Схема бросков

TPE 72 vs 67 CAN
(21 - 11, 18 - 9, 21 - 23, 12 - 24)

Scoring by 5 min intervals:

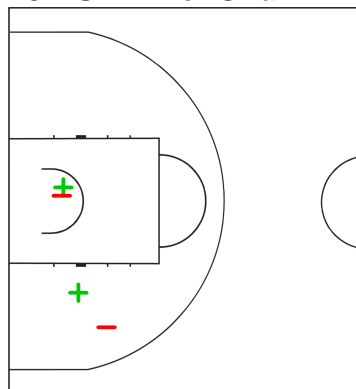
	Q1		Q2		Q3		Q4	
TPE	8	21	28	39	56	60	62	72
CAN	8	11	15	20	28	43	47	67

14 HUANG Ying-Li



TPE - Chinese Taipei

15 HSIEH Pei-Chun



LEGEND

+ Shot Made

- Shot Missed

Timing and Results provided by **TISSOT**



Game No: 22

Shot Chart
Схема бросков

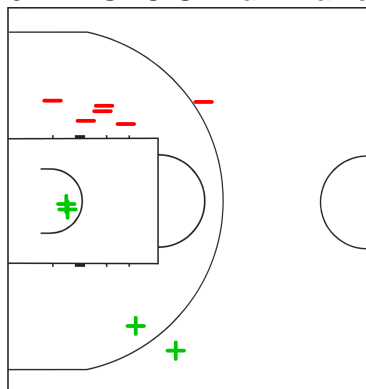
TPE 72 vs 67 CAN
(21 - 11, 18 - 9, 21 - 23, 12 - 24)

Scoring by 5 min intervals:

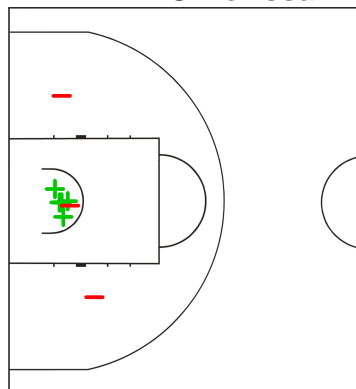
	Q1		Q2		Q3		Q4	
TPE	8	21	28	39	56	60	62	72
CAN	8	11	15	20	28	43	47	67

CAN - Canada

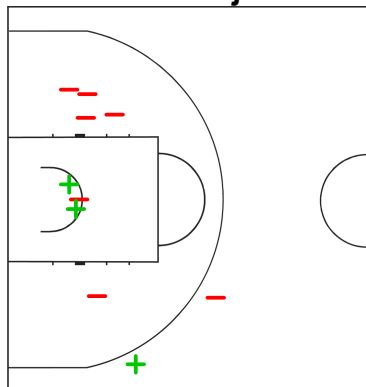
6 LANGLOIS Miah-Marie



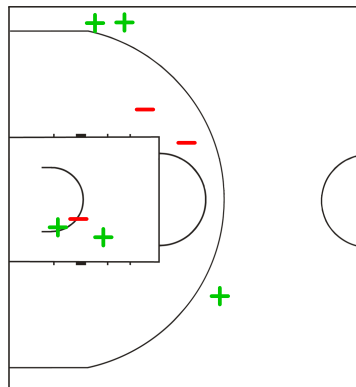
7 WILLIAMS Korissa



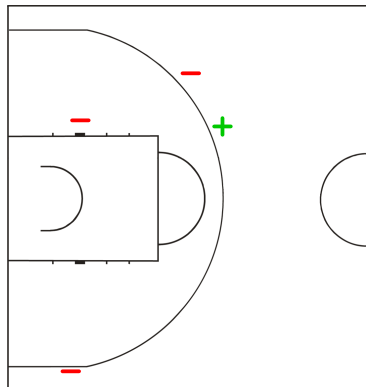
8 YOUNG Kristjana



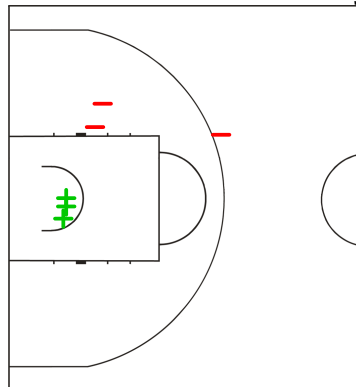
9 COWARD Rachelle



10 CHAMBERS Erin



12 LEDINGHAM Lindsay



LEGEND

+ Shot Made

-

Shot Missed

Timing and Results provided by **TISSOT**



Game No: 22

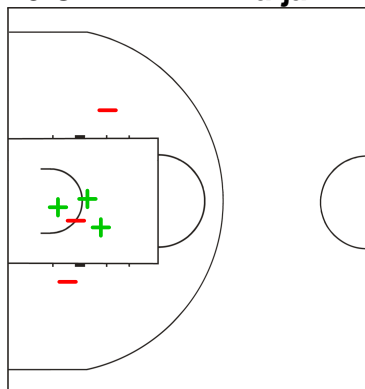
Shot Chart
Схема бросков

TPE 72 vs 67 CAN
(21 - 11, 18 - 9, 21 - 23, 12 - 24)

Scoring by 5 min intervals:

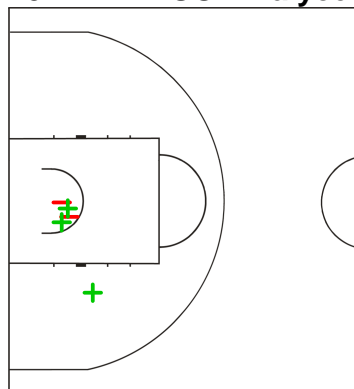
	Q1		Q2		Q3		Q4	
TPE	8	21	28	39	56	60	62	72
CAN	8	11	15	20	28	43	47	67

13 CAMPBELL Taijah



CAN - Canada

15 EMMERSON Dalyce



LEGEND

+ Shot Made

- Shot Missed

Timing and Results provided by **TISSOT**



Game No: 22

Lineup Analysis

Анализ

TPE 72 vs 67 CAN

TPE

Lineup efficiency

5	HSU C	6	YANG Y	11	HUANG P	14	HUANG Y	15	HSIEH P	11:48
4	CHANG C	6	YANG Y	11	HUANG P	12	HUANG H	14	HUANG Y	6:33
5	HSU C	6	YANG Y	11	HUANG P	12	HUANG H	14	HUANG Y	6:13
6	YANG Y	7	HUANG H	11	HUANG P	14	HUANG Y	15	HSIEH P	5:06
5	HSU C	6	YANG Y	12	HUANG H	14	HUANG Y	15	HSIEH P	2:48
4	CHANG C	5	HSU C	10	LIN H	12	HUANG H	15	HSIEH P	1:52
4	CHANG C	5	HSU C	10	LIN H	11	HUANG P	15	HSIEH P	1:41
8	LIU H	9	CHANG C	10	LIN H	12	HUANG H	13	LO C	1:23
6	YANG Y	7	HUANG H	12	HUANG H	13	LO C	14	HUANG Y	1:01
6	YANG Y	10	LIN H	11	HUANG P	12	HUANG H	14	HUANG Y	0:41
4	CHANG C	5	HSU C	6	YANG Y	12	HUANG H	15	HSIEH P	0:34
8	LIU H	9	CHANG C	10	LIN H	11	HUANG P	12	HUANG H	0:20

Score development

4	CHANG C	6	YANG Y	11	HUANG P	12	HUANG H	14	HUANG Y	6:33	+15
5	HSU C	6	YANG Y	11	HUANG P	12	HUANG H	14	HUANG Y	6:13	+7
5	HSU C	6	YANG Y	11	HUANG P	14	HUANG Y	15	HSIEH P	11:48	+1
8	LIU H	9	CHANG C	10	LIN H	11	HUANG P	12	HUANG H	0:20	0
4	CHANG C	5	HSU C	6	YANG Y	12	HUANG H	15	HSIEH P	0:34	0
6	YANG Y	10	LIN H	11	HUANG P	12	HUANG H	14	HUANG Y	0:41	0
6	YANG Y	7	HUANG H	12	HUANG H	13	LO C	14	HUANG Y	1:01	-1
4	CHANG C	5	HSU C	10	LIN H	12	HUANG H	15	HSIEH P	1:52	0
6	YANG Y	7	HUANG H	11	HUANG P	14	HUANG Y	15	HSIEH P	5:06	-2
4	CHANG C	5	HSU C	10	LIN H	11	HUANG P	15	HSIEH P	1:41	-3
5	HSU C	6	YANG Y	12	HUANG H	14	HUANG Y	15	HSIEH P	2:48	-4
8	LIU H	9	CHANG C	10	LIN H	12	HUANG H	13	LO C	1:23	-8



Game No: 22

Lineup Analysis

Анализ

CAN

Lineup efficiency


6	LANGLOIS M	7	WILLIAMS K	8	YOUNG K	12	LEDINGHAM L	13	CAMPBELL T	10:31
6	LANGLOIS M	7	WILLIAMS K	8	YOUNG K	10	CHAMBERS E	13	CAMPBELL T	4:54
6	LANGLOIS M	7	WILLIAMS K	9	COWARD R	10	CHAMBERS E	15	EMMERSON D	3:15
6	LANGLOIS M	7	WILLIAMS K	8	YOUNG K	9	COWARD R	15	EMMERSON D	3:14
7	WILLIAMS K	9	COWARD R	10	CHAMBERS E	12	LEDINGHAM L	15	EMMERSON D	2:39
6	LANGLOIS M	7	WILLIAMS K	9	COWARD R	12	LEDINGHAM L	15	EMMERSON D	2:34
6	LANGLOIS M	9	COWARD R	10	CHAMBERS E	12	LEDINGHAM L	15	EMMERSON D	1:40
5	ROS D	6	LANGLOIS M	8	YOUNG K	12	LEDINGHAM L	14	KREIGER T	1:33
7	WILLIAMS K	9	COWARD R	10	CHAMBERS E	12	LEDINGHAM L	13	CAMPBELL T	1:18
6	LANGLOIS M	7	WILLIAMS K	8	YOUNG K	13	CAMPBELL T	15	EMMERSON D	1:13
6	LANGLOIS M	8	YOUNG K	9	COWARD R	10	CHAMBERS E	15	EMMERSON D	1:10
6	LANGLOIS M	7	WILLIAMS K	8	YOUNG K	10	CHAMBERS E	15	EMMERSON D	1:04
6	LANGLOIS M	8	YOUNG K	9	COWARD R	12	LEDINGHAM L	13	CAMPBELL T	1:01
6	LANGLOIS M	7	WILLIAMS K	9	COWARD R	11	SPOTTON K	14	KREIGER T	0:58
6	LANGLOIS M	7	WILLIAMS K	8	YOUNG K	9	COWARD R	13	CAMPBELL T	0:41
6	LANGLOIS M	7	WILLIAMS K	11	SPOTTON K	12	LEDINGHAM L	14	KREIGER T	0:33
6	LANGLOIS M	7	WILLIAMS K	8	YOUNG K	9	COWARD R	12	LEDINGHAM L	0:31
6	LANGLOIS M	8	YOUNG K	10	CHAMBERS E	13	CAMPBELL T	15	EMMERSON D	0:25
6	LANGLOIS M	10	CHAMBERS E	12	LEDINGHAM L	13	CAMPBELL T	15	EMMERSON D	0:23
5	ROS D	6	LANGLOIS M	11	SPOTTON K	12	LEDINGHAM L	14	KREIGER T	0:21
7	WILLIAMS K	8	YOUNG K	9	COWARD R	10	CHAMBERS E	13	CAMPBELL T	0:01
6	LANGLOIS M	7	WILLIAMS K	8	YOUNG K	12	LEDINGHAM L	15	EMMERSON D	0:01

Score development

7	WILLIAMS K	9	COWARD R	10	CHAMBERS E	12	LEDINGHAM L	15	EMMERSON D	2:39	+9
6	LANGLOIS M	7	WILLIAMS K	8	YOUNG K	9	COWARD R	12	LEDINGHAM L	0:31	+5
6	LANGLOIS M	7	WILLIAMS K	9	COWARD R	12	LEDINGHAM L	15	EMMERSON D	2:34	+4
6	LANGLOIS M	7	WILLIAMS K	8	YOUNG K	12	LEDINGHAM L	13	CAMPBELL T	10:31	+3
6	LANGLOIS M	8	YOUNG K	9	COWARD R	12	LEDINGHAM L	13	CAMPBELL T	1:01	+1
6	LANGLOIS M	7	WILLIAMS K	8	YOUNG K	12	LEDINGHAM L	15	EMMERSON D	0:01	0
6	LANGLOIS M	10	CHAMBERS E	12	LEDINGHAM L	13	CAMPBELL T	15	EMMERSON D	0:23	0
6	LANGLOIS M	8	YOUNG K	10	CHAMBERS E	13	CAMPBELL T	15	EMMERSON D	0:25	0
6	LANGLOIS M	7	WILLIAMS K	8	YOUNG K	9	COWARD R	13	CAMPBELL T	0:41	0
6	LANGLOIS M	7	WILLIAMS K	9	COWARD R	11	SPOTTON K	14	KREIGER T	0:58	0
6	LANGLOIS M	8	YOUNG K	9	COWARD R	10	CHAMBERS E	15	EMMERSON D	1:10	0
7	WILLIAMS K	9	COWARD R	10	CHAMBERS E	12	LEDINGHAM L	13	CAMPBELL T	1:18	0
5	ROS D	6	LANGLOIS M	8	YOUNG K	12	LEDINGHAM L	14	KREIGER T	1:33	-1
6	LANGLOIS M	7	WILLIAMS K	8	YOUNG K	9	COWARD R	15	EMMERSON D	3:14	-1
6	LANGLOIS M	7	WILLIAMS K	9	COWARD R	10	CHAMBERS E	15	EMMERSON D	3:15	0
7	WILLIAMS K	8	YOUNG K	9	COWARD R	10	CHAMBERS E	13	CAMPBELL T	0:01	-2
5	ROS D	6	LANGLOIS M	11	SPOTTON K	12	LEDINGHAM L	14	KREIGER T	0:21	-3
6	LANGLOIS M	7	WILLIAMS K	11	SPOTTON K	12	LEDINGHAM L	14	KREIGER T	0:33	-3
6	LANGLOIS M	7	WILLIAMS K	8	YOUNG K	10	CHAMBERS E	15	EMMERSON D	1:04	-3
6	LANGLOIS M	9	COWARD R	10	CHAMBERS E	12	LEDINGHAM L	15	EMMERSON D	1:40	-3
6	LANGLOIS M	7	WILLIAMS K	8	YOUNG K	13	CAMPBELL T	15	EMMERSON D	1:13	-4
6	LANGLOIS M	7	WILLIAMS K	8	YOUNG K	10	CHAMBERS E	13	CAMPBELL T	4:54	-7

LEGEND

+ Shot Made - Shot Missed

Timing and Results provided by  TISSOT



Result Book

27th Summer Universiade in Kazan 2013



Basketball

Women's Preliminary Round Group D





Game No: 7

Start List

Стартовый список

FIN vs CHN

Referee: KENYON Reid Allan (CAN)

Umpire: ZAPOLSKI Dariusz (POL) / OLIVEROS HENRIQUEZ Rodrigo Miguel (CHI)

FIN - Finland

No.	Name	Pos	Height m / ft in	Age	Current Games Statistics						
					PPG	FG%	3FG%	FT%	RPG	APG	MPG (GP)
4	BEDRETDIN Meral	F	1.74/5'9"	20	0.0				0.0	0.0	0:00 (0)
5	JÄRVIKANGAS Noora	C	1.84/6'0"	19	0.0				0.0	0.0	0:00 (0)
6	WAHLGREN Saara	F	1.72/5'8"	20	0.0				0.0	0.0	0:00 (0)
7	MÄKITALO Anni	F	1.75/5'9"	21	0.0				0.0	0.0	0:00 (0)
8	LEINO Emmi	F	1.82/6'0"	19	0.0				0.0	0.0	0:00 (0)
9	VAPAMAA Hanna	F	1.81/5'11"	22	0.0				0.0	0.0	0:00 (0)
10	GROSS Krista	F	1.83/6'0"	22	0.0				0.0	0.0	0:00 (0)
11	SALOMAA Henna	F	1.77/5'10"	24	0.0				0.0	0.0	0:00 (0)
12	LEHTORANTA Linda-Lotta	F	1.75/5'9"	21	0.0				0.0	0.0	0:00 (0)
13	SAARINEN Laura	C	1.86/6'1"	21	0.0				0.0	0.0	0:00 (0)
14	POUNDS Anissa	F	1.73/5'8"	20	0.0				0.0	0.0	0:00 (0)
15	PELANDER Sofia	C	1.88/6'2"	20	0.0				0.0	0.0	0:00 (0)
Team			1.79/5'10"	20.8							
Coach		MIROLYBOV Anton									
Assistant Coach		IMMONEN Jussi									

FIN Played		
PR	CHN	8 JUL
PR	HUN	9 JUL
PR	AUS	10 JUL


CHN - China

No.	Name	Pos	Height m / ft in	Age	Current Games Statistics						
					PPG	FG%	3FG%	FT%	RPG	APG	MPG (GP)
4	REN Bingjie	C	1.93/6'4"	23	0.0				0.0	0.0	0:00 (0)
5	WANG Miqi	C	1.83/6'0"	23	0.0				0.0	0.0	0:00 (0)
6	LYU Ningning	G	1.76/5'9"	21	0.0				0.0	0.0	0:00 (0)
7	GUO Xiaochen	C	1.85/6'1"	20	0.0				0.0	0.0	0:00 (0)
8	ZHAO Peiyi	C	1.90/6'3"	23	0.0				0.0	0.0	0:00 (0)
9	SHAO Ting	F	1.85/6'1"	23	0.0				0.0	0.0	0:00 (0)
10	WU Di	F	1.83/6'0"	19	0.0				0.0	0.0	0:00 (0)
11	ZHAO Xuetong	F	1.85/6'1"	19	0.0				0.0	0.0	0:00 (0)
12	WU Siyang	F	1.82/6'0"	22	0.0				0.0	0.0	0:00 (0)
13	WANG Jinxian	F	1.82/6'0"	23	0.0				0.0	0.0	0:00 (0)
14	FENG Danlei	G	1.70/5'7"	19	0.0				0.0	0.0	0:00 (0)
15	GONG Fangzhu	G	1.67/5'6"	22	0.0				0.0	0.0	0:00 (0)
Team			1.82/6'0"	21.4							
Coach		LI Sunnan									
Assistant Coach		SONG Lulu									

CHN Played		
PR	FIN	8 JUL
PR	AUS	9 JUL
PR	HUN	10 JUL

LEGEND

(1) Point Guard	(2) Shooting Guard	(3) Small Forward	(4) Power Forward	(5) Centre
(C) Captain	3FG% 3 Points Field Goals %	APG Assists per Game	C Centre	F Forward
FG% Field Goals %	FT% Free Throws %	G Guard	GP Games Played	MPG Minutes Played per Game
Pos Playing Position	PPG Points per Game	PR Preliminary Round	RPG Rebounds per Game	

Timing and Results provided by  TISSOT



Game No: 7

Results
Результаты

Attendance: 156

Match Duration: 1:47

FIN 62 vs 74 CHN
(8:26, 15:12, 19:20, 20:16)

Referee: KENYON Reid Allan (CAN) Commissioner:
Umpire: ZAPOLSKI Dariusz (POL) / OLIVEROS HENRIQUEZ Rodrigo Miguel (CHI)

Scoring by 5 min intervals:	FIN	Q1		Q2		Q3		Q4	
		4	8	18	23	35	42	52	62
	CHN	11	26	30	38	44	58	65	74

FIN - Finland

No.	Name	MIN	Field Goals		2 Points		3 Points		Free Throws		Rebounds			AS	TO	ST	BS	PF	FD	PTS
			M/A	%	M/A	%	M/A	%	M/A	%	OR	DR	TOT							
4	BEDRETDIN Meral	20:20	1/3	33	1/2	50	0/1	0	0/0	0	0	2	2	4	0	0	1	0	2	
5	JÄRVIKANGAS Noora	18:46	5/8	63	4/5	80	1/3	33	2/5	40	1	4	5	0	0	0	0	3	2	13
6	WAHLGREN Saara	6:02	2/2	100	2/2	100	0/0	0	0/0	0	0	0	0	1	1	1	0	3	0	4
7	MÄKITALO Anni	17:00	0/3	0	0/3	0	0/0	0	1/2	50	0	0	0	1	1	0	0	1	2	1
*8	LEINO Emmi	14:18	0/1	0	0/1	0	0/0	0	0/0	0	0	1	1	1	2	0	0	1	0	0
9	VAPAMAA Hanna	2:29	0/0	0	0/0	0	0/0	0	0/0	0	0	1	1	0	0	0	0	0	0	0
*10	GROSS Krista	25:19	5/15	33	4/13	31	1/2	50	1/2	50	2	4	6	1	5	3	4	4	1	12
*11	SALOMAA Henna	28:34	5/8	63	2/3	67	3/5	60	1/4	25	1	1	2	2	2	0	0	0	5	14
*12	LEHTORANTA Linda-Lotta	29:02	5/12	42	3/6	50	2/6	33	1/3	33	0	4	4	7	5	1	0	1	3	13
*13	SAARINEN Laura	29:05	1/3	33	1/3	33	0/0	0	1/2	50	3	8	11	0	4	0	1	1	5	3
14	POUNDS Anissa	2:15	0/1	0	0/1	0	0/0	0	0/0	0	0	0	0	0	0	0	0	0	1	0
15	PELANDER Sofia	6:50	0/0	0	0/0	0	0/0	0	0/0	0	0	1	1	0	1	0	0	1	2	0
Team / Coach												1	3	4						
Totals			24/56	43	17/39	44	7/17	41	7/18	39	8	29	37	15	26	5	5	16	21	62
Coach		MIROLYBOV Anton																		
Assistant Coach		IMMONEN Jussi																		

CHN - China

No.	Name	MIN	Field Goals		2 Points		3 Points		Free Throws		Rebounds			AS	TO	ST	BS	PF	FD	PTS
			M/A	%	M/A	%	M/A	%	M/A	%	OR	DR	TOT							
4	REN Bingjie	0:00	0/0	0	0/0	0	0/0	0	0/0	0	0	0	0	0	0	0	0	0	0	0
*5	WANG Miqi	25:37	10/21	48	10/21	48	0/0	0	1/2	50	1	0	1	1	0	3	0	5	2	21
6	LYU Ningning	0:00	0/0	0	0/0	0	0/0	0	0/0	0	0	0	0	0	0	0	0	0	0	0
*7	GUO Xiaochen	28:53	2/6	33	2/6	33	0/0	0	1/2	50	1	1	2	5	3	0	0	5	2	5
8	ZHAO Peiyi	24:26	5/8	63	5/8	63	0/0	0	0/0	0	0	4	4	1	0	1	1	1	1	10
*9	SHAO Ting	36:55	7/15	47	7/14	50	0/1	0	1/3	33	1	7	8	7	7	5	2	4	3	15
10	WU Di	13:27	3/5	60	3/5	60	0/0	0	0/0	0	0	1	1	0	0	0	1	1	3	6
11	ZHAO Xuetong	0:00	0/0	0	0/0	0	0/0	0	0/0	0	0	0	0	0	0	0	0	0	0	0
*12	WU Siyang	29:38	0/6	0	0/2	0	0/4	0	0/0	0	1	3	4	1	3	0	1	0	0	0
13	WANG Jinxian	1:04	0/0	0	0/0	0	0/0	0	0/0	0	0	1	1	1	0	0	1	0	0	0
14	FENG Danlei	5:37	0/0	0	0/0	0	0/0	0	0/0	0	0	0	0	0	0	0	0	1	2	0
*15	GONG Fangzhu	34:23	6/10	60	3/6	50	3/4	75	2/2	100	0	9	9	2	2	3	1	4	3	17
Team / Coach												3	4	7						
Totals			33/71	46	30/62	48	3/9	33	5/9	56	7	30	37	18	16	12	7	21	16	74
Coach		LI Sunnan																		
Assistant Coach		SONG Lulu																		

	FIN	CHN
Points from Turnovers	16	24
Points in the Paint	28	40
Second Chance Points	7	6
Fast Break Points	14	16

	FIN	CHN
Biggest Lead	0	18
Biggest Scoring Run	7-0 (59-65)	11-0 (8-26)
Lead Changes	0	
Times Tied	0	

LEGEND			
%	Shooting Percentage	(C)	Captain
BS	Blocked Shots	DR	Defensive Rebounds
OR	Offensive Rebounds	OTx	Overtime
S	Suspended	ST	Steals
(I)	Injured	FD	Fouls Drawn
*	Starters	PF	Fouls
M/A	Made / Attempts	TO	Turnovers
PTS	Points	TOT	Total Rebounds
AS	Assists	MIN	Minutes Played
Qx	Quarter Time		

Timing and Results provided by TISSOT



Game No: 7

Shot Chart
Схема бросков

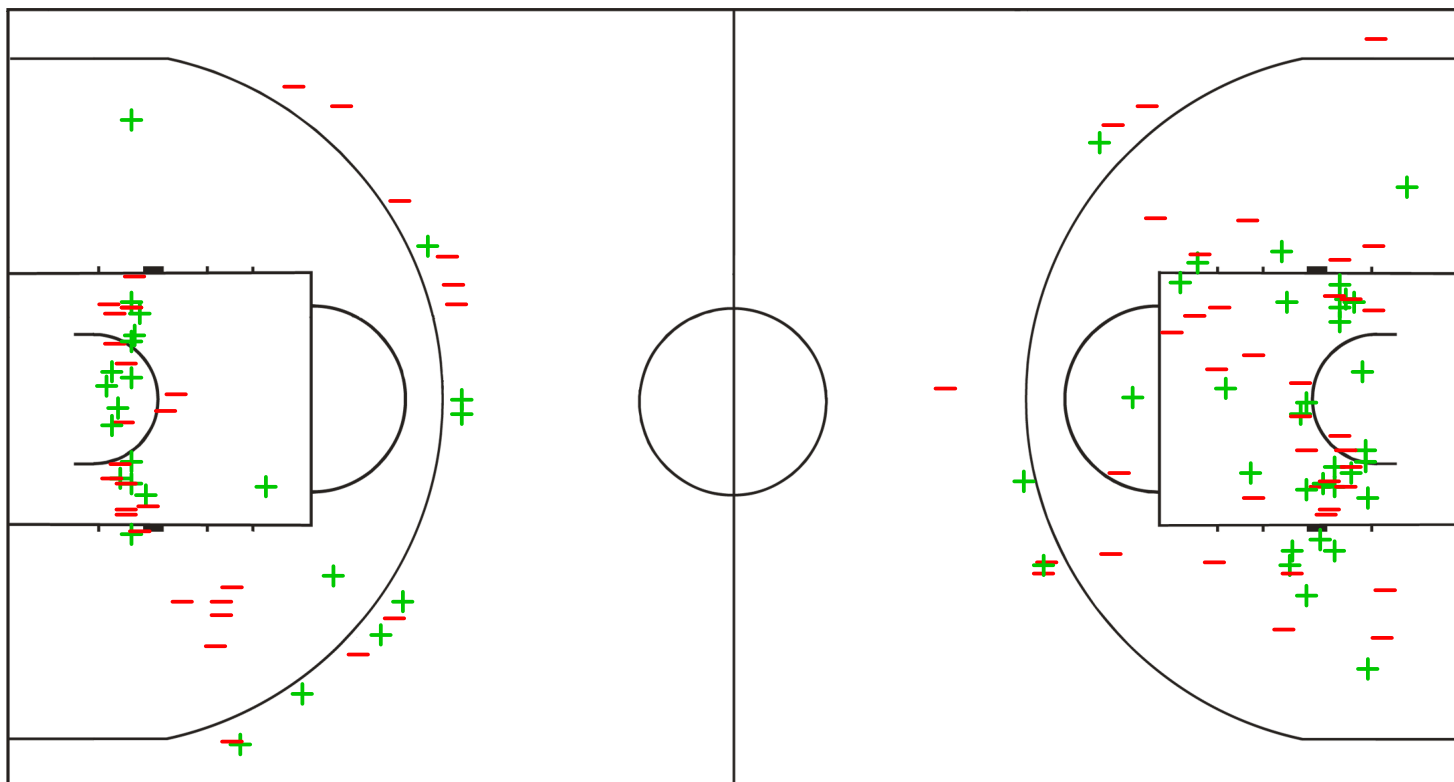
FIN 62 vs 74 CHN
(8 - 26, 15 - 12, 19 - 20, 20 - 16)

Scoring by 5 min intervals:

	Q1		Q2		Q3		Q4	
FIN	4	8	18	23	35	42	52	62
CHN	11	26	30	38	44	58	65	74

FIN - Finland

CHN - China



LEGEND

+ Shot Made

- Shot Missed

Timing and Results provided by **TISSOT**



Game No: 7

Shot Chart
Схема бросков

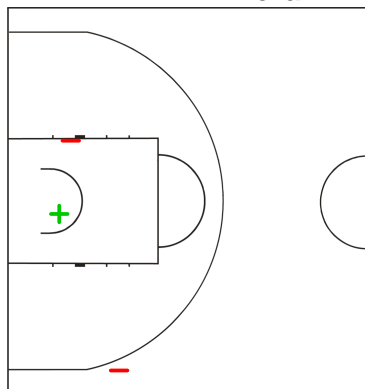
FIN 62 vs 74 CHN
(8 - 26, 15 - 12, 19 - 20, 20 - 16)

Scoring by 5 min intervals:

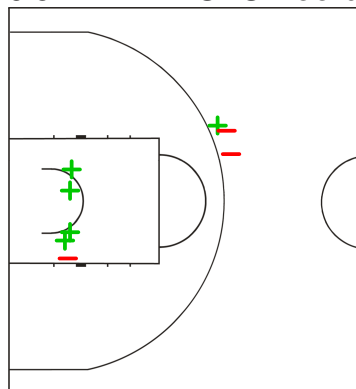
	Q1		Q2		Q3		Q4	
FIN	4	8	18	23	35	42	52	62
CHN	11	26	30	38	44	58	65	74

FIN - Finland

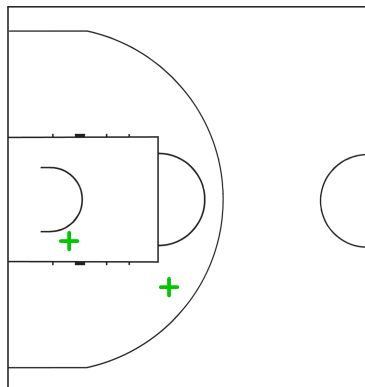
4 BEDRETDIN Meral



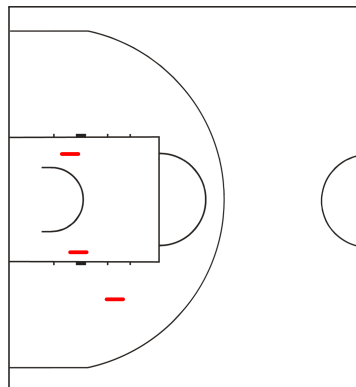
5 JÄRVIKANGAS Noora



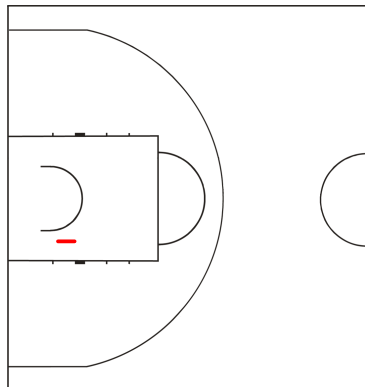
6 WAHLGREN Saara



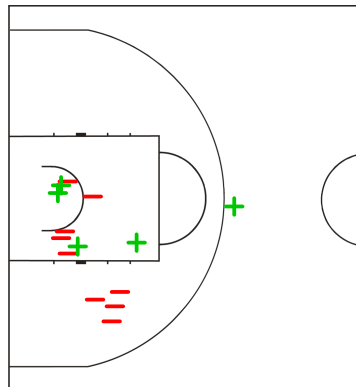
7 MÄKITALO Anni



8 LEINO Emmi



10 GROSS Krista



LEGEND

+ Shot Made

-

Shot Missed

Timing and Results provided by TISSOT



Game No: 7

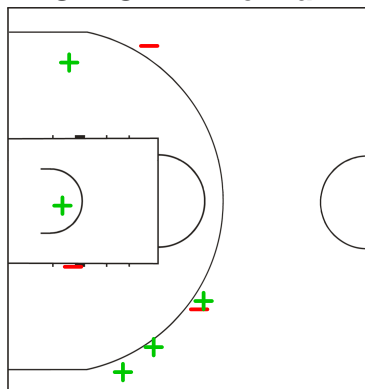
Shot Chart
Схема бросков

FIN 62 vs 74 CHN
(8 - 26, 15 - 12, 19 - 20, 20 - 16)

Scoring by 5 min intervals:

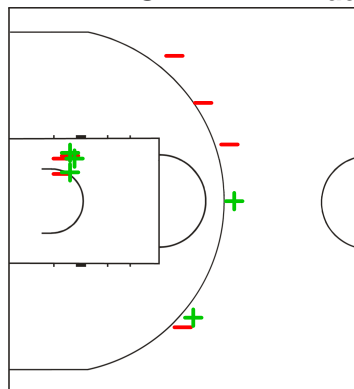
	Q1		Q2		Q3		Q4	
FIN	4	8	18	23	35	42	52	62
CHN	11	26	30	38	44	58	65	74

11 SALOMAA Henna

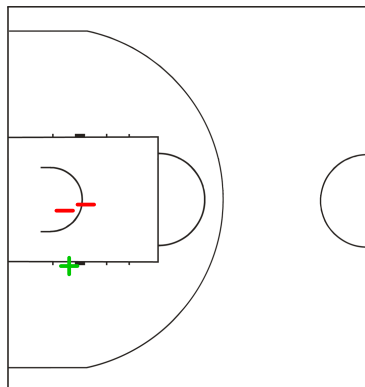


FIN - Finland

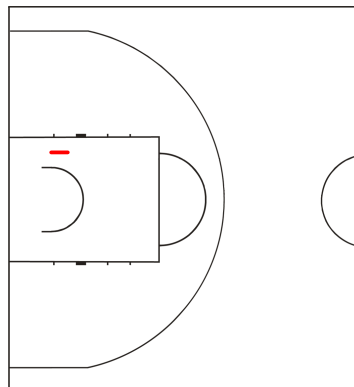
12 LEHTORANTA Linda-Lotta



13 SAARINEN Laura



14 POUNDS Anissa



LEGEND

+ Shot Made

- Shot Missed

Timing and Results provided by TISSOT



Game No: 7

Shot Chart
Схема бросков

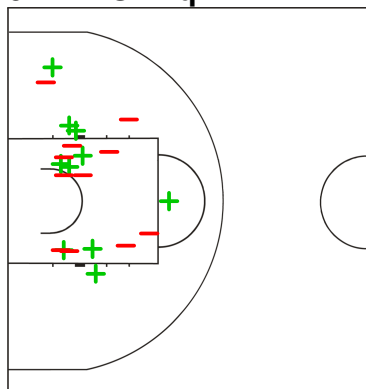
FIN 62 vs 74 CHN
(8 - 26, 15 - 12, 19 - 20, 20 - 16)

Scoring by 5 min intervals:

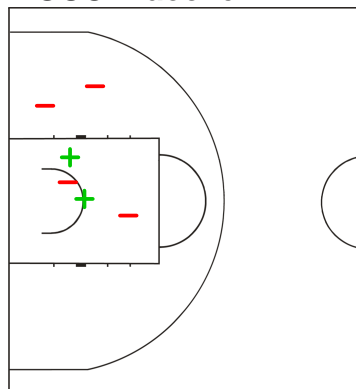
	Q1		Q2		Q3		Q4	
FIN	4	8	18	23	35	42	52	62
CHN	11	26	30	38	44	58	65	74

CHN - China

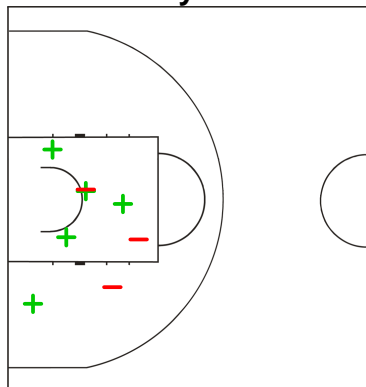
5 WANG Miqi



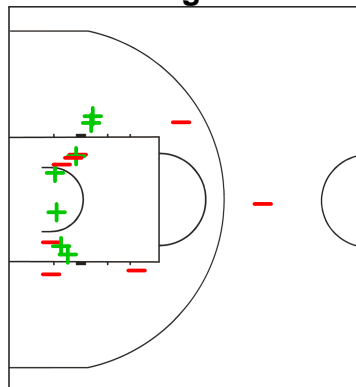
7 GUO Xiaochen



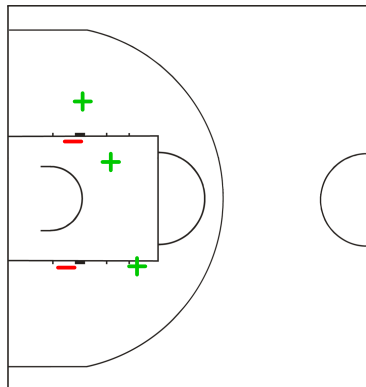
8 ZHAO Peiyi



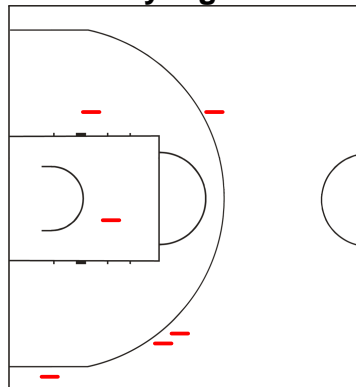
9 SHAO Ting



10 WU Di



12 WU Siyang



LEGEND

+ Shot Made

-

Shot Missed

Timing and Results provided by TISSOT



Game No: 7

Shot Chart
Схема бросков

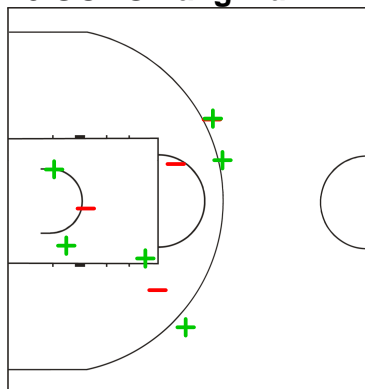
FIN 62 vs 74 CHN
(8 - 26, 15 - 12, 19 - 20, 20 - 16)

Scoring by 5 min intervals:

	Q1		Q2		Q3		Q4	
FIN	4	8	18	23	35	42	52	62
CHN	11	26	30	38	44	58	65	74

CHN - China

15 GONG Fangzhu



LEGEND

+ Shot Made

- Shot Missed



Game No: 7

Lineup Analysis

Анализ

FIN 62 vs 74 CHN

FIN

Lineup efficiency

8	Leino E	10	Gross K	11	Salomaa H	12	Lehtoranta L	13	Saarinen L	8:36
4	Bedretdin M	5	Järvikangas N	10	Gross K	11	Salomaa H	12	Lehtoranta L	4:55
7	Mäkitalo A	10	Gross K	11	Salomaa H	12	Lehtoranta L	13	Saarinen L	4:01
5	Järvikangas N	8	Leino E	9	Vapamaa H	12	Lehtoranta L	13	Saarinen L	2:29
4	Bedretdin M	5	Järvikangas N	7	Mäkitalo A	12	Lehtoranta L	13	Saarinen L	2:01
4	Bedretdin M	7	Mäkitalo A	10	Gross K	11	Salomaa H	13	Saarinen L	1:59
4	Bedretdin M	10	Gross K	11	Salomaa H	12	Lehtoranta L	13	Saarinen L	1:51
4	Bedretdin M	11	Salomaa H	12	Lehtoranta L	13	Saarinen L	15	Pelander S	1:37
5	Järvikangas N	7	Mäkitalo A	11	Salomaa H	13	Saarinen L	14	Pounds A	1:21
5	Järvikangas N	7	Mäkitalo A	8	Leino E	11	Salomaa H	15	Pelander S	1:16
4	Bedretdin M	5	Järvikangas N	6	Wahlgren S	7	Mäkitalo A	13	Saarinen L	1:14
4	Bedretdin M	5	Järvikangas N	7	Mäkitalo A	10	Gross K	11	Salomaa H	1:04
6	Wahlgren S	8	Leino E	10	Gross K	12	Lehtoranta L	15	Pelander S	1:03
4	Bedretdin M	6	Wahlgren S	12	Lehtoranta L	13	Saarinen L	15	Pelander S	1:03
5	Järvikangas N	7	Mäkitalo A	8	Leino E	13	Saarinen L	14	Pounds A	0:54
4	Bedretdin M	5	Järvikangas N	7	Mäkitalo A	11	Salomaa H	13	Saarinen L	0:50
4	Bedretdin M	6	Wahlgren S	7	Mäkitalo A	13	Saarinen L	15	Pelander S	0:47
4	Bedretdin M	5	Järvikangas N	7	Mäkitalo A	11	Salomaa H	15	Pelander S	0:47
4	Bedretdin M	5	Järvikangas N	6	Wahlgren S	10	Gross K	12	Lehtoranta L	0:47
4	Bedretdin M	5	Järvikangas N	6	Wahlgren S	7	Mäkitalo A	10	Gross K	0:46
4	Bedretdin M	5	Järvikangas N	6	Wahlgren S	12	Lehtoranta L	13	Saarinen L	0:22
4	Bedretdin M	10	Gross K	11	Salomaa H	12	Lehtoranta L	15	Pelander S	0:17

Score development

7	Mäkitalo A	10	Gross K	11	Salomaa H	12	Lehtoranta L	13	Saarinen L	4:01	+6
4	Bedretdin M	11	Salomaa H	12	Lehtoranta L	13	Saarinen L	15	Pelander S	1:37	+3
4	Bedretdin M	10	Gross K	11	Salomaa H	12	Lehtoranta L	13	Saarinen L	1:51	+3
4	Bedretdin M	5	Järvikangas N	10	Gross K	11	Salomaa H	12	Lehtoranta L	4:55	+3
4	Bedretdin M	5	Järvikangas N	7	Mäkitalo A	11	Salomaa H	15	Pelander S	0:47	+2
5	Järvikangas N	8	Leino E	9	Vapamaa H	12	Lehtoranta L	13	Saarinen L	2:29	+2
4	Bedretdin M	10	Gross K	11	Salomaa H	12	Lehtoranta L	15	Pelander S	0:17	0
4	Bedretdin M	5	Järvikangas N	6	Wahlgren S	12	Lehtoranta L	13	Saarinen L	0:22	0
4	Bedretdin M	5	Järvikangas N	6	Wahlgren S	7	Mäkitalo A	10	Gross K	0:46	0
4	Bedretdin M	6	Wahlgren S	7	Mäkitalo A	13	Saarinen L	15	Pelander S	0:47	0
5	Järvikangas N	7	Mäkitalo A	8	Leino E	13	Saarinen L	14	Pounds A	0:54	0
4	Bedretdin M	5	Järvikangas N	6	Wahlgren S	7	Mäkitalo A	13	Saarinen L	1:14	0
5	Järvikangas N	7	Mäkitalo A	8	Leino E	11	Salomaa H	15	Pelander S	1:16	-1
4	Bedretdin M	5	Järvikangas N	7	Mäkitalo A	11	Salomaa H	13	Saarinen L	0:50	-2
4	Bedretdin M	6	Wahlgren S	12	Lehtoranta L	13	Saarinen L	15	Pelander S	1:03	-2
4	Bedretdin M	5	Järvikangas N	7	Mäkitalo A	12	Lehtoranta L	13	Saarinen L	2:01	-2
8	Leino E	10	Gross K	11	Salomaa H	12	Lehtoranta L	13	Saarinen L	8:36	-2
6	Wahlgren S	8	Leino E	10	Gross K	12	Lehtoranta L	15	Pelander S	1:03	-3
5	Järvikangas N	7	Mäkitalo A	11	Salomaa H	13	Saarinen L	14	Pounds A	1:21	-3
4	Bedretdin M	5	Järvikangas N	6	Wahlgren S	10	Gross K	12	Lehtoranta L	0:47	-4
4	Bedretdin M	5	Järvikangas N	7	Mäkitalo A	10	Gross K	11	Salomaa H	1:04	-5
4	Bedretdin M	7	Mäkitalo A	10	Gross K	11	Salomaa H	13	Saarinen L	1:59	-7



Game No: 8

Start List

Стартовый список

AUS vs HUN

Referee: BOZHENAR Viktor (UKR)

Umpire: MIKHAYLOV Sergey (RUS) / DINIZ Karla (BRA)

AUS - Australia

No.	Name	Pos	Height m / ft in	Age	Current Games Statistics						
					PPG	FG%	3FG%	FT%	RPG	APG	MPG (GP)
4	THOMPSON Olivia	C	/	20	0.0				0.0	0.0	0:00 (0)
5	MANSFIELD Lauren	G	/	23	0.0				0.0	0.0	0:00 (0)
6	LANGFORD Emma	C	/	24	0.0				0.0	0.0	0:00 (0)
7	LAVEY Tessa	F	/	20	0.0				0.0	0.0	0:00 (0)
8	CUMMING Stephanie	G	/	22	0.0				0.0	0.0	0:00 (0)
9	MADGEN Tess	F	/	22	0.0				0.0	0.0	0:00 (0)
10	KUNEK Alice	F	/	22	0.0				0.0	0.0	0:00 (0)
12	EBZERY Katie	F	/	23	0.0				0.0	0.0	0:00 (0)
13	BURTON Natalie	C	/	24	0.0				0.0	0.0	0:00 (0)
14	TOLO Marianna	F	/	24	0.0				0.0	0.0	0:00 (0)
15	BLICAVS Sara	F	/	20	0.0				0.0	0.0	0:00 (0)
Team			/	22.2							
Coach		BROWN Philip									
Assistant Coach		LUCAS Christopher									

AUS Played		
PR	HUN	8 JUL
PR	CHN	9 JUL
PR	FIN	10 JUL


HUN - Hungary

No.	Name	Pos	Height m / ft in	Age	Current Games Statistics						
					PPG	FG%	3FG%	FT%	RPG	APG	MPG (GP)
4	ORI Gyorgyi Agnes	F	1.84/6'0"	22	0.0				0.0	0.0	0:00 (0)
5	VARGA Zsafia	F	1.82/6'0"	24	0.0				0.0	0.0	0:00 (0)
6	BALINT Reka	F	1.81/5'11"	22	0.0				0.0	0.0	0:00 (0)
7	AMBRUS Szandra	F	1.80/5'11"	23	0.0				0.0	0.0	0:00 (0)
8	BAKSA Bettina	F	1.74/5'9"	20	0.0				0.0	0.0	0:00 (0)
9	VELKEY Krisztina	G	1.78/5'10"	20	0.0				0.0	0.0	0:00 (0)
10	MANYOKI Judit Eszter	F	1.72/5'8"	21	0.0				0.0	0.0	0:00 (0)
11	KRIVACEVIC Tijana	C	1.94/6'4"	23	0.0				0.0	0.0	0:00 (0)
12	MANSARE Anna Manty	C	1.88/6'2"	21	0.0				0.0	0.0	0:00 (0)
13	KOBOLAK Cintia Zsafia	C	1.85/6'1"	21	0.0				0.0	0.0	0:00 (0)
14	ADAMECZ Lilla	F	1.80/5'11"	21	0.0				0.0	0.0	0:00 (0)
15	ZELE Dorina	F	1.85/6'1"	21	0.0				0.0	0.0	0:00 (0)
Team			1.82/6'0"	21.6							
Coach		GALL Tamas									
Assistant Coach		MAGYAR Gergely									

HUN Played		
PR	AUS	8 JUL
PR	FIN	9 JUL
PR	CHN	10 JUL

LEGEND

(1)	Point Guard	(2)	Shooting Guard	(3)	Small Forward	(4)	Power Forward	(5)	Centre
(C)	Captain	3FG%	3 Points Field Goals %	APG	Assists per Game	C	Centre	F	Forward
FG%	Field Goals %	FT%	Free Throws %	G	Guard	GP	Games Played	MPG	Minutes Played per Game
Pos	Playing Position	PPG	Points per Game	PR	Preliminary Round	RPG	Rebounds per Game		

Timing and Results provided by  TISSOT


Game No: 8
Results
Результаты

Match Duration: 1:39
AUS 79 vs 53 HUN
(21:11, 20:9, 22:13, 16:20)

Referee: BOZHENAR Viktor (UKR)

Commissioner:
Umpire: MIKHAYLOV Sergey (RUS) / DINIZ Karla (BRA)

		Q1		Q2		Q3		Q4	
Scoring by 5 min intervals:	AUS	11	21	35	41	59	63	71	79
	HUN	5	11	13	20	27	33	40	53

AUS - Australia

No.	Name	MIN	Field Goals		2 Points		3 Points		Free Throws		Rebounds			AS	TO	ST	BS	PF	FD	PTS																	
			M/A	%	M/A	%	M/A	%	M/A	%	OR	DR	TOT																								
4	THOMPSON Olivia	13:06	1/2	50	1/2	50	0/0	0	4/4	100	0	2	2	0	3	0	0	1	2	6																	
5	MANSFIELD Lauren	20:34	0/5	0	0/2	0	0/3	0	0/0	0	0	3	3	2	1	0	0	2	2	0																	
6	LANGFORD Emma	19:52	4/7	57	4/7	57	0/0	0	2/2	100	2	3	5	1	3	2	0	2	2	10																	
7	LAVEY Tessa	13:57	3/4	75	3/4	75	0/0	0	0/0	0	0	2	2	1	0	2	0	0	0	6																	
*8	CUMMING Stephanie	24:35	4/8	50	3/5	60	1/3	33	0/0	0	1	6	7	4	2	2	1	1	1	9																	
*9	MADGEN Tess	21:47	4/6	67	1/3	33	3/3	100	1/2	50	1	5	6	3	2	1	1	1	4	12																	
*10	KUNEK Alice	21:05	3/5	60	3/4	75	0/1	0	1/2	50	0	7	7	2	1	0	0	2	3	7																	
*12	EBZERY Katie	14:47	3/6	50	2/5	40	1/1	100	2/2	100	0	2	2	2	1	0	0	4	1	9																	
13	BURTON Natalie	13:08	1/2	50	1/2	50	0/0	0	1/2	50	1	2	3	0	0	0	1	5	3	3																	
*14	TOLO Marianna	16:18	5/5	100	5/5	100	0/0	0	1/3	33	0	2	2	2	2	0	2	1	3	11																	
15	BLICAVS Sara	20:51	3/8	38	3/7	43	0/1	0	0/0	0	4	5	9	0	1	1	0	3	0	6																	
Team / Coach																																					
Totals		31/58		53		26/46		57		5/12		42		12/17		71		10		40		50		17		18		8		5		22		21		79	
Coach		BROWN Philip																																			
Assistant Coach		LUCAS Christopher																																			

HUN - Hungary

No.	Name	MIN	Field Goals		2 Points		3 Points		Free Throws		Rebounds			AS	TO	ST	BS	PF	FD	PTS																	
			M/A	%	M/A	%	M/A	%	M/A	%	OR	DR	TOT																								
*4	ORI Gyorgyi Agnes	26:23	3/6	50	2/5	40	1/1	100	0/0	0	3	2	5	1	0	1	0	2	0	7																	
*5	VARGA Zsafia	24:21	2/8	25	2/8	25	0/0	0	2/4	50	0	3	3	3	0	0	0	2	3	6																	
*6	BALINT Reka	27:25	4/12	33	4/9	44	0/3	0	2/4	50	2	1	3	2	2	0	1	1	4	10																	
7	AMBRUS Szandra	15:24	0/4	0	0/4	0	0/0	0	0/0	0	0	3	3	2	2	1	0	0	0	0																	
8	BAKSA Bettina	0:00	0/0	0	0/0	0	0/0	0	0/0	0	0	0	0	0	0	0	0	0	0	0																	
9	VELKEY Krisztina	19:23	1/6	17	1/4	25	0/2	0	0/0	0	0	1	1	2	2	1	0	0	0	2																	
*10	MANYOKI Judit Eszter	24:31	2/9	22	1/5	20	1/4	25	0/0	0	1	3	4	2	2	2	0	4	0	5																	
*11	KRIVACEVIC Tijana	25:07	5/10	50	4/9	44	1/1	100	10/16	63	2	1	3	0	2	0	0	4	15	21																	
12	MANSARE Anna Manty	18:08	1/5	20	1/5	20	0/0	0	0/0	0	1	2	3	1	0	0	1	4	0	2																	
13	KOBOLAK Cintia Zsafia	14:15	0/1	0	0/1	0	0/0	0	0/0	0	1	1	2	0	0	0	2	1	0	0																	
14	ADAMECZ Lilla	5:03	0/4	0	0/4	0	0/0	0	0/0	0	1	0	1	0	0	0	0	3	0	0																	
15	ZELE Dorina	0:00	0/0	0	0/0	0	0/0	0	0/0	0	0	0	0	0	0	0	0	0	0	0																	
Team / Coach																																					
Totals		18/65		28		15/54		28		3/11		27		14/24		58		11		17		28		13		10		5		4		21		22		53	
Coach		GALL Tamas																																			
Assistant Coach		MAGYAR Gergely																																			

	AUS	HUN
Points from Turnovers	15	11
Points in the Paint	42	20
Second Chance Points	9	2
Fast Break Points	14	9

	AUS	HUN
Biggest Lead	33	2
Biggest Scoring Run	12-0 (33-11)	7-0 (65-40)
Lead Changes	1	
Times Tied	0	

LEGEND			
%	Shooting Percentage	(C)	Captain
BS	Blocked Shots	DR	Defensive Rebounds
OR	Offensive Rebounds	OTx	Overtime
S	Suspended	ST	Steals
(I)	Injured	FD	Fouls Drawn
*	Starters	PF	Fouls
M/A	Made / Attempts	TO	Turnovers
PTS	Points	AS	Assists
TOT	Total Rebounds	MIN	Minutes Played
		Qx	Quarter Time

Timing and Results provided by



Game No: 8

Shot Chart
Схема бросков

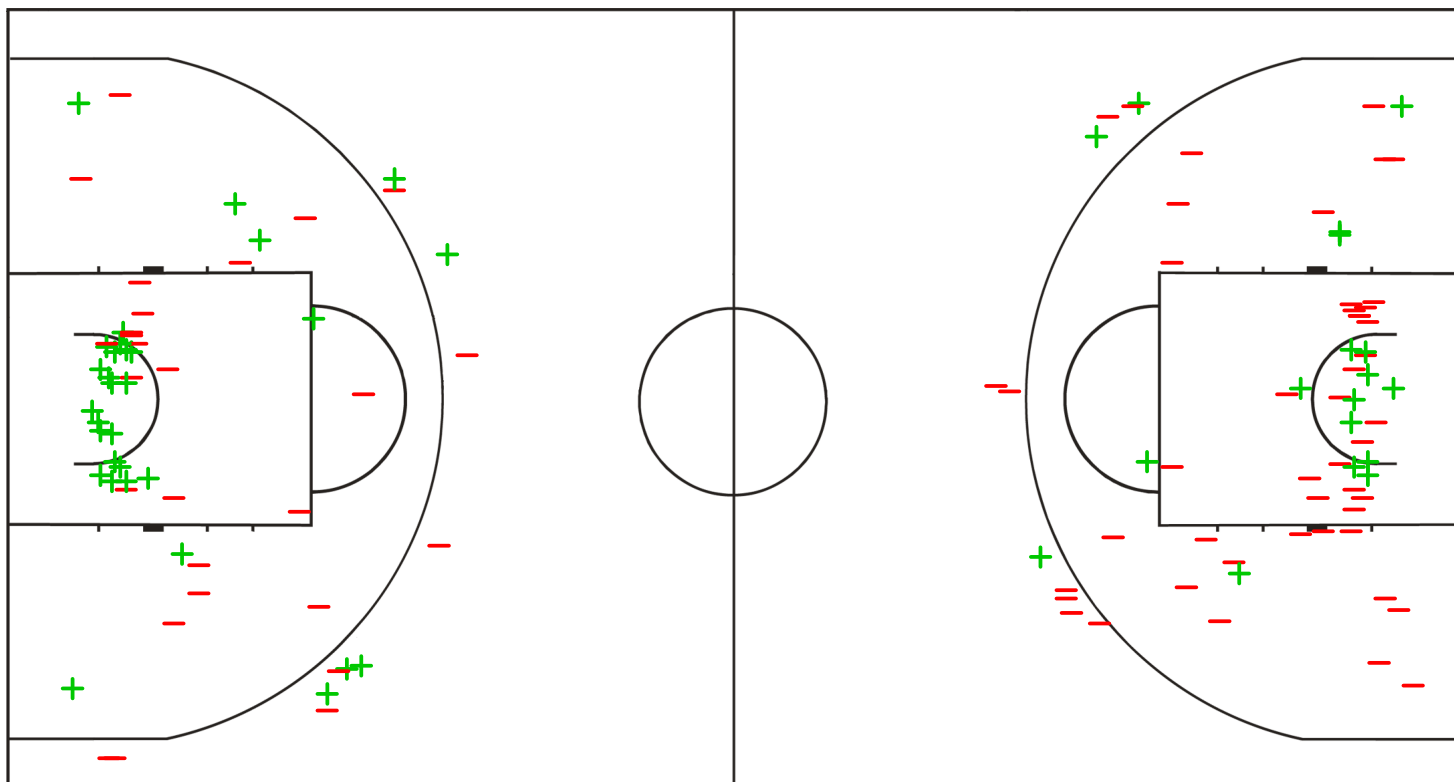
AUS 79 vs 53 HUN
(21 - 11, 20 - 9, 22 - 13, 16 - 20)

Scoring by 5 min intervals:

	Q1		Q2		Q3		Q4	
AUS	11	21	35	41	59	63	71	79
HUN	5	11	13	20	27	33	40	53

AUS - Australia

HUN - Hungary



LEGEND

+ Shot Made

- Shot Missed

Timing and Results provided by **TISSOT**



Game No: 8

Shot Chart
Схема бросков

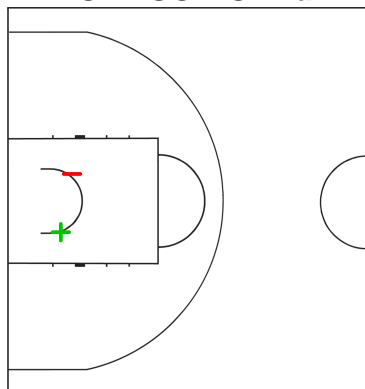
AUS 79 vs 53 HUN
(21 - 11, 20 - 9, 22 - 13, 16 - 20)

Scoring by 5 min intervals:

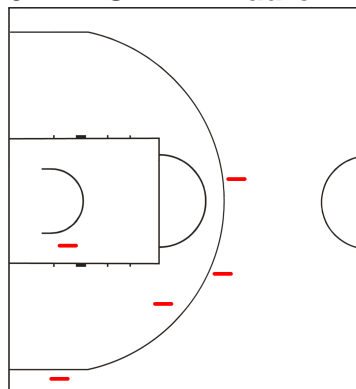
	Q1		Q2		Q3		Q4	
AUS	11	21	35	41	59	63	71	79
HUN	5	11	13	20	27	33	40	53

AUS - Australia

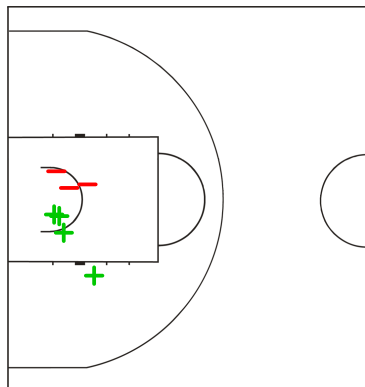
4 THOMPSON Olivia



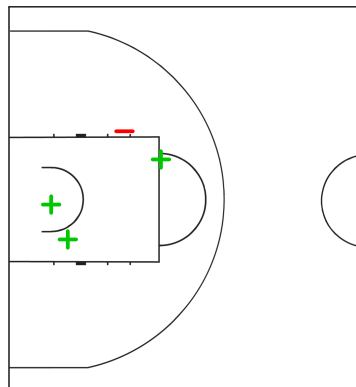
5 MANSFIELD Lauren



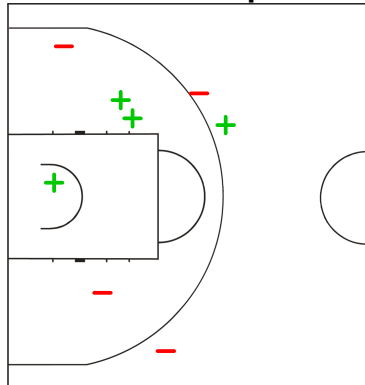
6 LANGFORD Emma



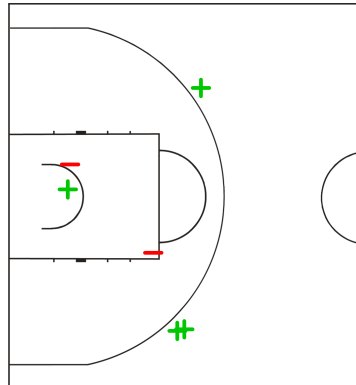
7 LAVEY Tessa



8 CUMMING Stephanie



9 MADGEN Tess



LEGEND

+ Shot Made

-

Shot Missed

Timing and Results provided by **TISSOT**



Game No: 8

Shot Chart
Схема бросков

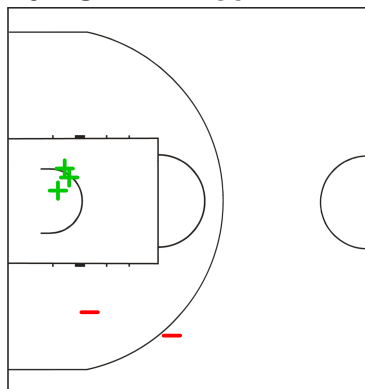
AUS 79 vs 53 HUN
(21 - 11, 20 - 9, 22 - 13, 16 - 20)

Scoring by 5 min intervals:

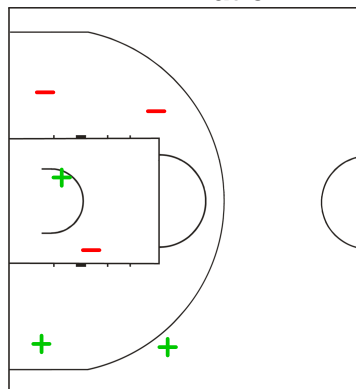
	Q1		Q2		Q3		Q4	
AUS	11	21	35	41	59	63	71	79
HUN	5	11	13	20	27	33	40	53

AUS - Australia

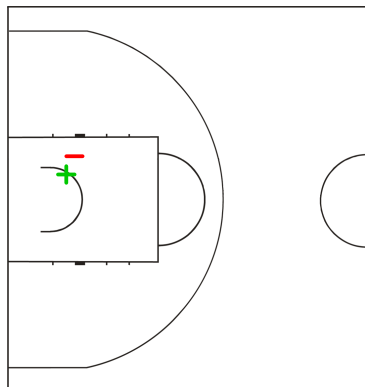
10 KUNEK Alice



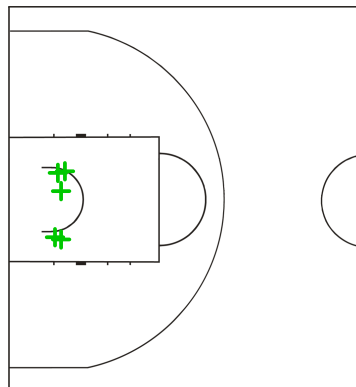
12 EBZERY Katie



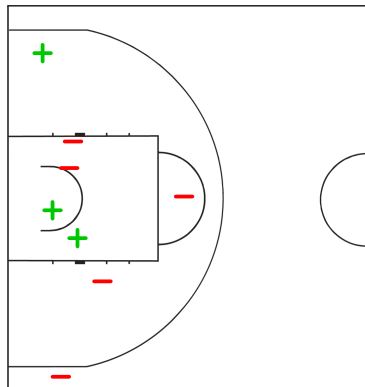
13 BURTON Natalie



14 TOLO Marianna



15 BLICAVS Sara



LEGEND

+ Shot Made

-

Shot Missed

Timing and Results provided by **TISSOT**



Game No: 8

Shot Chart
Схема бросков

AUS 79 vs 53 HUN

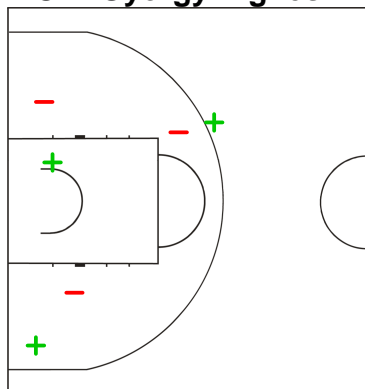
(21 - 11, 20 - 9, 22 - 13, 16 - 20)

Scoring by 5 min intervals:

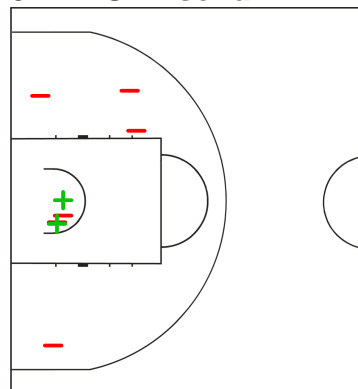
	Q1		Q2		Q3		Q4	
AUS	11	21	35	41	59	63	71	79
HUN	5	11	13	20	27	33	40	53

HUN - Hungary

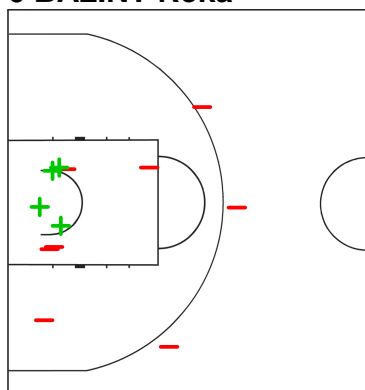
4 ORI Gyorgyi Agnes



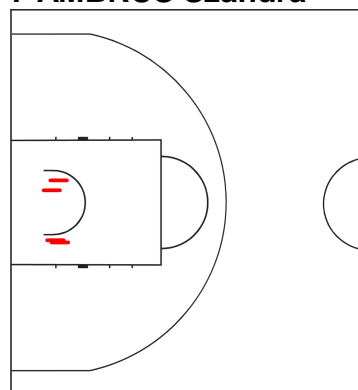
5 VARGA Zsofia



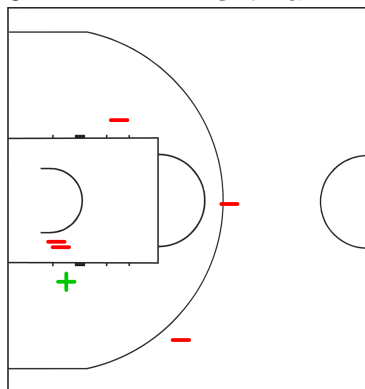
6 BALINT Reka



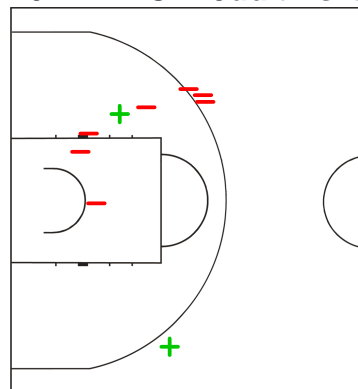
7 AMBRUS Szandra



9 VELKEY Krisztina



10 MANYOKI Judit Eszter



LEGEND

+ Shot Made

-

Shot Missed



Game No: 8

Shot Chart
Схема бросков

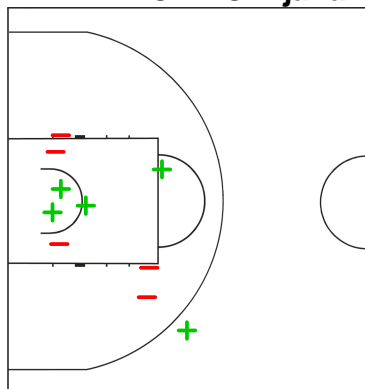
AUS 79 vs 53 HUN
(21 - 11, 20 - 9, 22 - 13, 16 - 20)

Scoring by 5 min intervals:

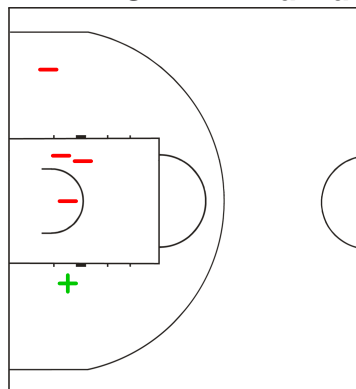
	Q1		Q2		Q3		Q4	
AUS	11	21	35	41	59	63	71	79
HUN	5	11	13	20	27	33	40	53

HUN - Hungary

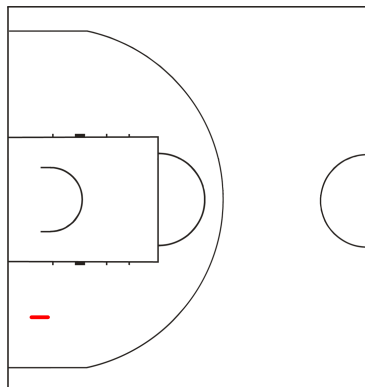
11 KRIVACEVIC Tijana



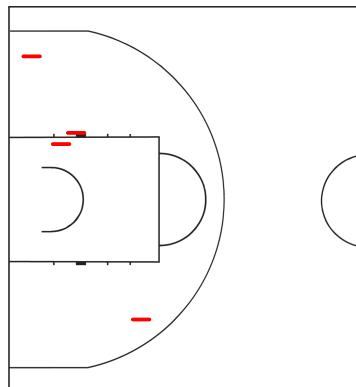
12 MANSARE Anna Manty



13 KOBOLAK Cintia Zsofia



14 ADAMECZ Lilla



LEGEND

+ Shot Made

- Shot Missed



Game No: 8

Lineup Analysis

Анализ

AUS 79 vs 53 HUN

AUS

Lineup efficiency

8	Cumming S	9	Madgen T	10	Kunek A	12	Ebzery K	14	Tolo M	7:35
5	Mansfield L	6	Langford E	7	Lavey T	13	Burton N	15	Blicavs S	7:19
4	Thompson O	5	Mansfield L	8	Cumming S	10	Kunek A	15	Blicavs S	3:38
4	Thompson O	6	Langford E	7	Lavey T	9	Madgen T	15	Blicavs S	2:55
5	Mansfield L	6	Langford E	8	Cumming S	14	Tolo M	15	Blicavs S	2:31
4	Thompson O	7	Lavey T	9	Madgen T	13	Burton N	15	Blicavs S	2:13
5	Mansfield L	6	Langford E	8	Cumming S	10	Kunek A	13	Burton N	2:00
6	Langford E	8	Cumming S	9	Madgen T	12	Ebzery K	14	Tolo M	1:31
4	Thompson O	5	Mansfield L	8	Cumming S	9	Madgen T	10	Kunek A	1:10
5	Mansfield L	6	Langford E	10	Kunek A	12	Ebzery K	14	Tolo M	0:50
4	Thompson O	5	Mansfield L	6	Langford E	7	Lavey T	15	Blicavs S	0:50
8	Cumming S	10	Kunek A	12	Ebzery K	14	Tolo M	15	Blicavs S	0:45
4	Thompson O	8	Cumming S	9	Madgen T	10	Kunek A	12	Ebzery K	0:41
6	Langford E	7	Lavey T	9	Madgen T	13	Burton N	15	Blicavs S	0:40
5	Mansfield L	6	Langford E	8	Cumming S	9	Madgen T	13	Burton N	0:37
4	Thompson O	5	Mansfield L	6	Langford E	10	Kunek A	12	Ebzery K	0:20
6	Langford E	8	Cumming S	9	Madgen T	13	Burton N	14	Tolo M	0:19
4	Thompson O	5	Mansfield L	9	Madgen T	10	Kunek A	12	Ebzery K	0:18

Score development

8	Cumming S	9	Madgen T	10	Kunek A	12	Ebzery K	14	Tolo M	7:35	+17
4	Thompson O	7	Lavey T	9	Madgen T	13	Burton N	15	Blicavs S	2:13	+8
4	Thompson O	8	Cumming S	9	Madgen T	10	Kunek A	12	Ebzery K	0:41	+3
4	Thompson O	5	Mansfield L	6	Langford E	10	Kunek A	12	Ebzery K	0:20	+2
8	Cumming S	10	Kunek A	12	Ebzery K	14	Tolo M	15	Blicavs S	0:45	+2
5	Mansfield L	6	Langford E	8	Cumming S	10	Kunek A	13	Burton N	2:00	+2
5	Mansfield L	6	Langford E	8	Cumming S	14	Tolo M	15	Blicavs S	2:31	+2
4	Thompson O	5	Mansfield L	8	Cumming S	9	Madgen T	10	Kunek A	1:10	+1
4	Thompson O	5	Mansfield L	9	Madgen T	10	Kunek A	12	Ebzery K	0:18	-1
6	Langford E	8	Cumming S	9	Madgen T	13	Burton N	14	Tolo M	0:19	0
5	Mansfield L	6	Langford E	10	Kunek A	12	Ebzery K	14	Tolo M	0:50	0
6	Langford E	8	Cumming S	9	Madgen T	12	Ebzery K	14	Tolo M	1:31	0
4	Thompson O	5	Mansfield L	8	Cumming S	10	Kunek A	15	Blicavs S	3:38	0
5	Mansfield L	6	Langford E	8	Cumming S	9	Madgen T	13	Burton N	0:37	-2
6	Langford E	7	Lavey T	9	Madgen T	13	Burton N	15	Blicavs S	0:40	-2
4	Thompson O	5	Mansfield L	6	Langford E	7	Lavey T	15	Blicavs S	0:50	-2
4	Thompson O	6	Langford E	7	Lavey T	9	Madgen T	15	Blicavs S	2:55	-5
5	Mansfield L	6	Langford E	7	Lavey T	13	Burton N	15	Blicavs S	7:19	-5



Game No: 8

Lineup Analysis

Анализ

HUN

Lineup efficiency

4 Ori GA	5 Varga Z	6 Balint R	10 Manyoki JE	11 Krivacevic T	6:50
4 Ori GA	5 Varga Z	9 Velkey K	12 Mansare AM	13 Kobolak CZ	5:08
6 Balint R	7 Ambrus S	10 Manyoki JE	11 Krivacevic T	13 Kobolak CZ	4:31
4 Ori GA	6 Balint R	9 Velkey K	11 Krivacevic T	12 Mansare AM	2:54
5 Varga Z	6 Balint R	7 Ambrus S	10 Manyoki JE	11 Krivacevic T	2:47
4 Ori GA	6 Balint R	7 Ambrus S	10 Manyoki JE	11 Krivacevic T	2:35
4 Ori GA	5 Varga Z	9 Velkey K	10 Manyoki JE	12 Mansare AM	2:34
6 Balint R	7 Ambrus S	9 Velkey K	13 Kobolak CZ	14 Adamecz L	2:31
4 Ori GA	5 Varga Z	10 Manyoki JE	11 Krivacevic T	12 Mansare AM	2:17
4 Ori GA	6 Balint R	9 Velkey K	12 Mansare AM	13 Kobolak CZ	1:44
5 Varga Z	9 Velkey K	10 Manyoki JE	12 Mansare AM	14 Adamecz L	1:20
4 Ori GA	6 Balint R	7 Ambrus S	9 Velkey K	11 Krivacevic T	1:07
5 Varga Z	7 Ambrus S	9 Velkey K	12 Mansare AM	14 Adamecz L	0:55
4 Ori GA	5 Varga Z	6 Balint R	9 Velkey K	11 Krivacevic T	0:53
5 Varga Z	6 Balint R	7 Ambrus S	10 Manyoki JE	12 Mansare AM	0:41
5 Varga Z	6 Balint R	10 Manyoki JE	11 Krivacevic T	12 Mansare AM	0:35
4 Ori GA	5 Varga Z	10 Manyoki JE	11 Krivacevic T	13 Kobolak CZ	0:21
6 Balint R	7 Ambrus S	9 Velkey K	11 Krivacevic T	14 Adamecz L	0:17

Score development

6 Balint R	7 Ambrus S	10 Manyoki JE	11 Krivacevic T	13 Kobolak CZ	4:31	+7
4 Ori GA	5 Varga Z	6 Balint R	9 Velkey K	11 Krivacevic T	0:53	+2
4 Ori GA	6 Balint R	9 Velkey K	12 Mansare AM	13 Kobolak CZ	1:44	+2
4 Ori GA	5 Varga Z	9 Velkey K	10 Manyoki JE	12 Mansare AM	2:34	+2
5 Varga Z	6 Balint R	10 Manyoki JE	11 Krivacevic T	12 Mansare AM	0:35	+1
6 Balint R	7 Ambrus S	9 Velkey K	11 Krivacevic T	14 Adamecz L	0:17	0
5 Varga Z	6 Balint R	7 Ambrus S	10 Manyoki JE	12 Mansare AM	0:41	0
4 Ori GA	6 Balint R	9 Velkey K	11 Krivacevic T	12 Mansare AM	2:54	0
4 Ori GA	5 Varga Z	9 Velkey K	12 Mansare AM	13 Kobolak CZ	5:08	-1
4 Ori GA	5 Varga Z	10 Manyoki JE	11 Krivacevic T	13 Kobolak CZ	0:21	-2
4 Ori GA	6 Balint R	7 Ambrus S	9 Velkey K	11 Krivacevic T	1:07	-2
4 Ori GA	5 Varga Z	10 Manyoki JE	11 Krivacevic T	12 Mansare AM	2:17	-2
5 Varga Z	9 Velkey K	10 Manyoki JE	12 Mansare AM	14 Adamecz L	1:20	-3
4 Ori GA	6 Balint R	7 Ambrus S	10 Manyoki JE	11 Krivacevic T	2:35	-4
5 Varga Z	7 Ambrus S	9 Velkey K	12 Mansare AM	14 Adamecz L	0:55	-5
6 Balint R	7 Ambrus S	9 Velkey K	13 Kobolak CZ	14 Adamecz L	2:31	-6
5 Varga Z	6 Balint R	7 Ambrus S	10 Manyoki JE	11 Krivacevic T	2:47	-7
4 Ori GA	5 Varga Z	6 Balint R	10 Manyoki JE	11 Krivacevic T	6:50	-8

LEGEND

+ Shot Made - Shot Missed



Game No: 15

Start List

Стартовый список

FIN vs HUN

Referee: KRUG Sergey (RUS)

Umpire: TIEN Hsiao-Lun (TPE) / BOZHENAR Viktor (UKR)

FIN - Finland

No.	Name	Pos	Height m / ft in	Age	Current Games Statistics						
					PPG	FG%	3FG%	FT%	RPG	APG	MPG (GP)
4	BEDRETDIN Meral	F	1.74/5'9"	20	2.0	33	0		2.0	2.0	20:20 (1)
5	JÄRVIKANGAS Noora	C	1.84/6'0"	19	13.0	63	33	40	5.0	0.0	18:46 (1)
6	WAHLGREN Saara	F	1.72/5'8"	20	4.0	100			0.0	1.0	6:02 (1)
7	MÄKITALO Anni	F	1.75/5'9"	21	1.0	0		50	0.0	1.0	17:00 (1)
8	LEINO Emmi	F	1.82/6'0"	19	0.0	0			1.0	1.0	14:18 (1)
9	VAPAMAA Hanna	F	1.81/5'11"	22	0.0				1.0	0.0	2:29 (1)
10	GROSS Krista	F	1.83/6'0"	22	12.0	33	50	50	6.0	1.0	25:19 (1)
11	SALOMAA Henna	F	1.77/5'10"	24	14.0	63	60	25	2.0	2.0	28:34 (1)
12	LEHTORANTA Linda-Lotta	F	1.75/5'9"	21	13.0	42	33	33	4.0	7.0	29:02 (1)
13	SAARINEN Laura	C	1.86/6'1"	21	3.0	33		50	11.0	0.0	29:05 (1)
14	POUNDS Anissa	F	1.73/5'8"	20	0.0	0			0.0	0.0	2:15 (1)
15	PELANDER Sofia	C	1.88/6'2"	20	0.0				1.0	0.0	6:50 (1)
Team			1.79/5'10"	20.8	62.0	43	41	39	37.0	15.0	
Coach		MIROLYBOV Anton									
Assistant Coach		IMMONEN Jussi									

FIN Played		
PR	CHN	62 - 74
PR	HUN	9 JUL
PR	AUS	10 JUL

HUN - Hungary

No.	Name	Pos	Height m / ft in	Age	Current Games Statistics						
					PPG	FG%	3FG%	FT%	RPG	APG	MPG (GP)
4	ORI Gyorgyi Agnes	F	1.84/6'0"	22	7.0	50	100		5.0	1.0	26:23 (1)
5	VARGA Zsafia	F	1.82/6'0"	24	6.0	25		50	3.0	3.0	24:21 (1)
6	BALINT Reka	F	1.81/5'11"	22	10.0	33	0	50	3.0	2.0	27:25 (1)
7	AMBRUS Szandra	F	1.80/5'11"	23	0.0	0			3.0	2.0	15:24 (1)
8	BAKSA Bettina	F	1.74/5'9"	20	0.0				0.0	0.0	0:00 (0)
9	VELKEY Krisztina	G	1.78/5'10"	20	2.0	17	0		1.0	2.0	19:23 (1)
10	MANYOKI Judit Eszter	F	1.72/5'8"	21	5.0	22	25		4.0	2.0	24:31 (1)
11	KRIVACEVIC Tijana	C	1.94/6'4"	23	21.0	50	100	63	3.0	0.0	25:07 (1)
12	MANSARE Anna Manty	C	1.88/6'2"	21	2.0	20			3.0	1.0	18:08 (1)
13	KOBOLAK Cintia Zsafia	C	1.85/6'1"	21	0.0	0			2.0	0.0	14:15 (1)
14	ADAMECZ Lilla	F	1.80/5'11"	21	0.0	0			1.0	0.0	5:03 (1)
15	ZELE Dorina	F	1.85/6'1"	21	0.0				0.0	0.0	0:00 (0)
Team			1.82/6'0"	21.6	53.0	28	27	58	28.0	13.0	
Coach		GALL Tamas									
Assistant Coach		MAGYAR Gergely									

HUN Played		
PR	AUS	53 - 79
PR	FIN	9 JUL
PR	CHN	10 JUL

LEGEND

(1) Point Guard	(2) Shooting Guard	(3) Small Forward	(4) Power Forward	(5) Centre
(C) Captain	3FG% 3 Points Field Goals %	APG Assists per Game	C Centre	F Forward
FG% Field Goals %	FT% Free Throws %	G Guard	GP Games Played	MPG Minutes Played per Game
Pos Playing Position	PPG Points per Game	PR Preliminary Round	RPG Rebounds per Game	

Timing and Data Handling by Tissot



Game No: 15

Results

Результаты

Attendance: 150

Match Duration: 1:52

FIN 59 vs 64 HUN

(13:17, 24:11, 16:20, 6:16)

Referee: KRUG Sergey (RUS)

Commissioner:

Umpire: TIEN Hsiao-Lun (TPE) / BOZHENAR Viktor (UKR)

Scoring by 5 min intervals:	FIN HUN	Q1		Q2		Q3		Q4	
		9	13	27	37	48	53	57	59
		7	17	22	28	36	48	55	64

FIN - Finland

No.	Name	MIN	Field Goals		2 Points		3 Points		Free Throws		Rebounds			AS	TO	ST	BS	PF	FD	PTS
			M/A	%	M/A	%	M/A	%	M/A	%	OR	DR	TOT							
4	BEDRETDIN Meral	20:04	1/2	50	1/1	100	0/1	0	1/2	50	0	1	1	1	1	0	0	5	3	3
5	JÄRVIKANGAS Noora	30:06	1/7	14	0/3	0	1/4	25	12/12	100	0	6	6	0	3	0	0	1	9	15
6	WAHLGREN Saara	8:32	0/1	0	0/1	0	0/0	0	0/2	0	0	0	0	1	0	0	0	2	1	0
7	MÄKITALO Anni	10:10	0/2	0	0/2	0	0/0	0	1/2	50	0	1	1	0	3	0	0	2	1	1
*8	LEINO Emmi	14:14	0/4	0	0/3	0	0/1	0	0/0	0	0	0	0	0	2	0	0	1	0	0
9	VAPAMAA Hanna	3:58	1/3	33	1/1	100	0/2	0	0/0	0	0	1	1	1	0	0	0	0	0	2
*10	GROSS Krista	17:45	2/8	25	2/6	33	0/2	0	0/0	0	0	2	2	2	3	4	0	5	0	4
*11	SALOMAA Henna	28:24	3/8	38	1/2	50	2/6	33	1/2	50	1	3	4	1	1	4	0	3	8	9
*12	LEHTORANTA Linda-Lotta	30:10	4/11	36	2/4	50	2/7	29	4/4	100	1	2	3	3	0	1	0	2	6	14
*13	SAARINEN Laura	26:27	4/7	57	3/5	60	1/2	50	0/0	0	0	5	5	1	1	1	1	4	1	9
14	POUNDS Anissa	4:41	0/1	0	0/1	0	0/0	0	2/2	100	1	0	1	0	2	0	0	0	1	2
15	PELANDER Sofia	5:29	0/0	0	0/0	0	0/0	0	0/0	0	0	0	0	0	1	0	0	3	2	0
Team / Coach												4	0	4		3				
Totals			16/54	30	10/29	34	6/25	24	21/26	81	7	21	28	10	20	10	1	28	32	59
Coach		MIROLYBOV Anton																		
Assistant Coach		IMMONEN Jussi																		

HUN - Hungary

No.	Name	MIN	Field Goals		2 Points		3 Points		Free Throws		Rebounds			AS	TO	ST	BS	PF	FD	PTS
			M/A	%	M/A	%	M/A	%	M/A	%	OR	DR	TOT							
*4	ORI Gyorgyi Agnes	21:32	1/4	25	0/3	0	1/1	100	2/2	100	0	2	2	1	3	0	0	5	3	5
*5	VARGA Zsafia	20:45	2/6	33	2/6	33	0/0	0	0/0	0	0	1	1	1	1	0	0	5	4	4
*6	BALINT Reka	30:53	2/8	25	2/7	29	0/1	0	2/2	100	3	3	6	1	6	2	0	2	2	6
7	AMBRUS Szandra	23:20	1/2	50	1/1	100	0/1	0	2/4	50	1	3	4	4	2	1	0	5	2	4
8	BAKSA Bettina	15:38	1/2	50	1/2	50	0/0	0	4/4	100	0	0	0	0	0	0	0	2	2	6
9	VELKEY Krisztina	14:00	0/2	0	0/1	0	0/1	0	0/0	0	0	4	4	0	1	0	1	0	0	0
*10	MANYOKI Judit Eszter	17:47	1/2	50	1/2	50	0/0	0	1/2	50	0	1	1	2	4	0	0	3	2	3
*11	KRIVACEVIC Tijana	28:58	9/16	56	9/16	56	0/0	0	10/10	100	4	5	9	0	2	4	1	5	10	28
12	MANSARE Anna Manty	18:02	1/3	33	1/3	33	0/0	0	2/4	50	0	9	9	2	3	1	1	4	3	4
13	KOBOLAK Cintia Zsafia	9:05	2/4	50	2/4	50	0/0	0	0/0	0	0	1	1	0	2	0	1	1	0	4
14	ADAMECZ Lilla	0:00	0/0	0	0/0	0	0/0	0	0/0	0	0	0	0	0	0	0	0	0	0	0
15	ZELE Dorina	0:00	0/0	0	0/0	0	0/0	0	0/0	0	0	0	0	0	0	0	0	0	0	0
Team / Coach												0	2	2		0				
Totals			20/49	41	19/45	42	1/4	25	23/28	82	8	31	39	11	24	8	4	32	28	64
Coach		GALL Tamas																		
Assistant Coach		MAGYAR Gergely																		

	FIN	HUN
Points from Turnovers	12	13
Points in the Paint	16	30
Second Chance Points	2	2
Fast Break Points	0	2

	FIN	HUN
Biggest Lead	14	6
Biggest Scoring Run	14-0 (36-22)	11-0 (57-63)
Lead Changes	4	
Times Tied	5	

LEGEND			
%	Shooting Percentage	(C)	Captain
BS	Blocked Shots	DR	Defensive Rebounds
OR	Offensive Rebounds	OTx	Overtime
S	Suspended	ST	Steals
(I)	Injured	FD	Fouls Drawn
*	Starters	PF	Fouls
M/A	Made / Attempts	TO	Turnovers
PTS	Points	TOT	Total Rebounds
AS	Assists	MIN	Minutes Played
Qx	Quarter Time		

Timing and Data Handling by Tissot



Game No: 15

Shot Chart

Схема бросков

FIN 59 vs 64 HUN

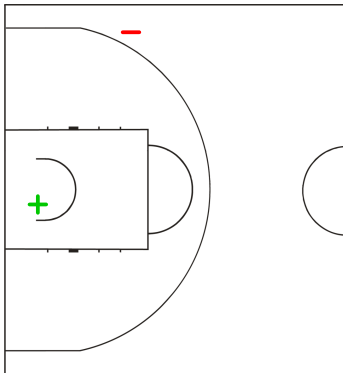
(13 - 17, 24 - 11, 16 - 20, 6 - 16)

Scoring by 5 min intervals:

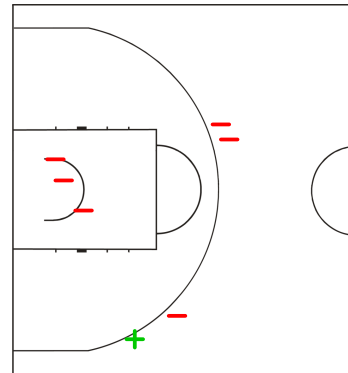
	Q1		Q2		Q3		Q4	
FIN	9	13	27	37	48	53	57	59
HUN	7	17	22	28	36	48	55	64

FIN - Finland

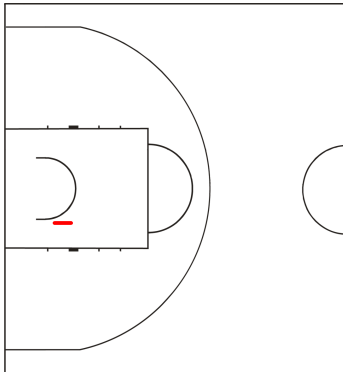
4 BEDRETDIN Meral



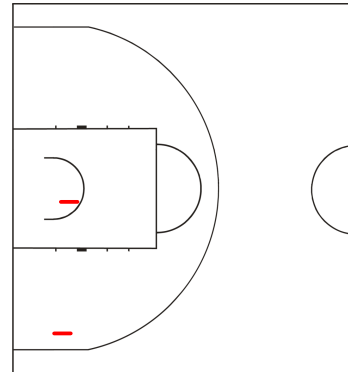
5 JÄRVIKANGAS Noora



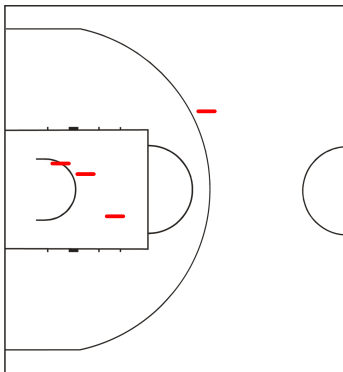
6 WAHLGREN Saara



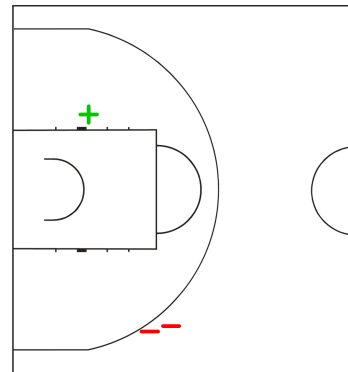
7 MÄKITALO Anni



8 LEINO Emmi



9 VAPAMAA Hanna



LEGEND

+ Shot Made

-

Shot Missed

Timing and Data Handling by Tissot



Game No: 15

Shot Chart

Схема бросков

FIN 59 vs 64 HUN

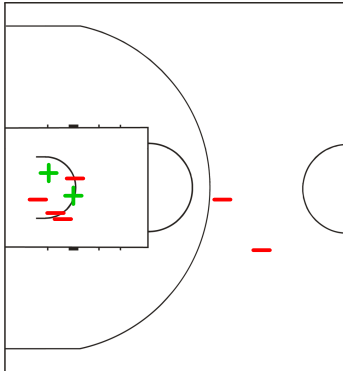
(13 - 17, 24 - 11, 16 - 20, 6 - 16)

Scoring by 5 min intervals:

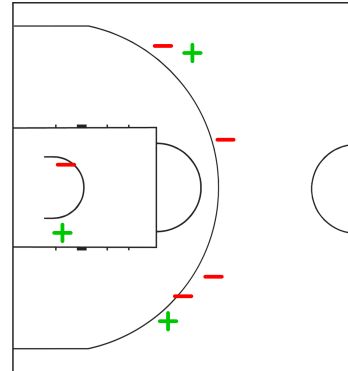
	Q1		Q2		Q3		Q4	
FIN	9	13	27	37	48	53	57	59
HUN	7	17	22	28	36	48	55	64

FIN - Finland

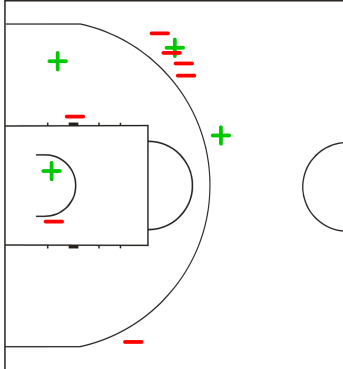
10 GROSS Krista



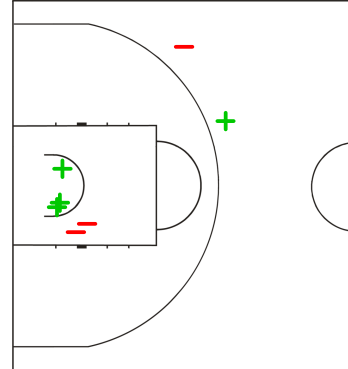
11 SALOMAA Henna



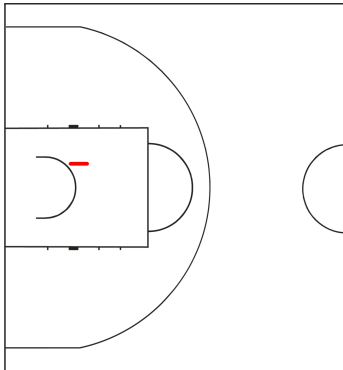
12 LEHTORANTA Linda-Lotta



13 SAARINEN Laura



14 POUNDS Anissa



LEGEND

+ Shot Made - Shot Missed

Timing and Data Handling by Tissot



Game No: 15

Shot Chart

Схема бросков

FIN 59 vs 64 HUN

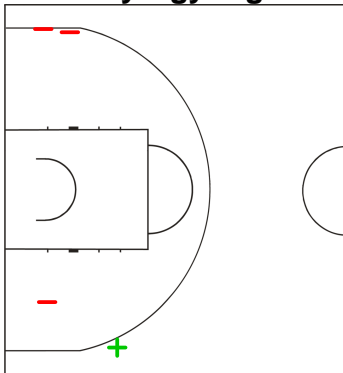
(13 - 17, 24 - 11, 16 - 20, 6 - 16)

Scoring by 5 min intervals:

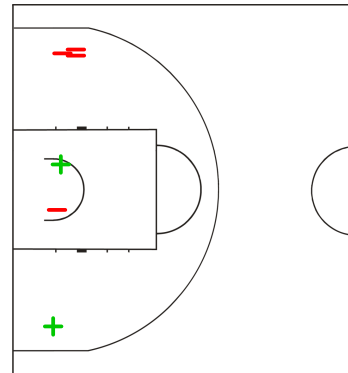
	Q1		Q2		Q3		Q4	
FIN	9	13	27	37	48	53	57	59
HUN	7	17	22	28	36	48	55	64

HUN - Hungary

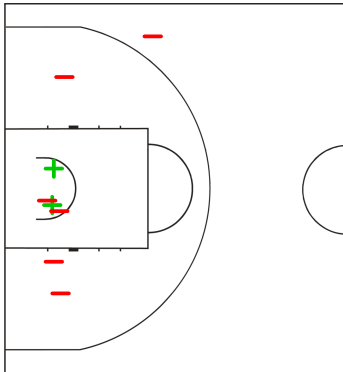
4 ORI Gyorgyi Agnes



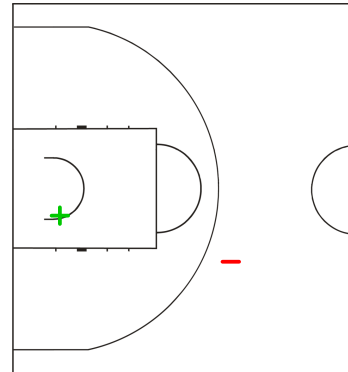
5 VARGA Zsofia



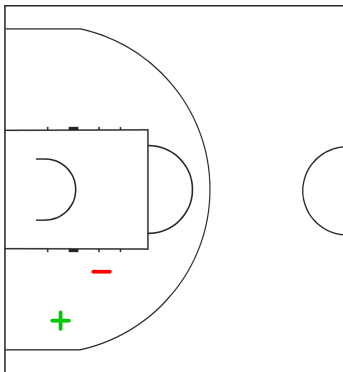
6 BALINT Reka



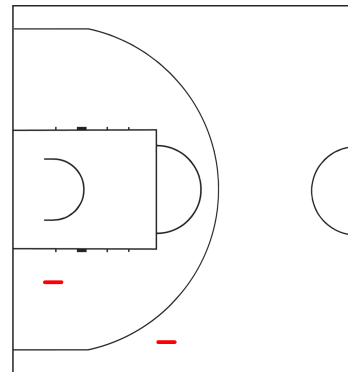
7 AMBRUS Szandra



8 BAKSA Bettina



9 VELKEY Krisztina



LEGEND

+ Shot Made

-

Shot Missed

Timing and Data Handling by Tissot



Game No: 15

Shot Chart

Схема бросков

FIN 59 vs 64 HUN

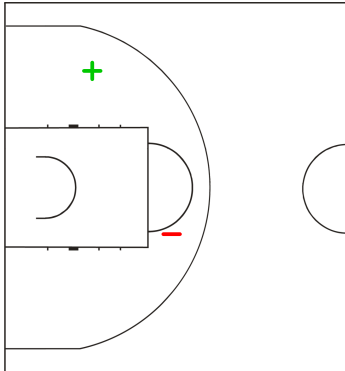
(13 - 17, 24 - 11, 16 - 20, 6 - 16)

Scoring by 5 min intervals:

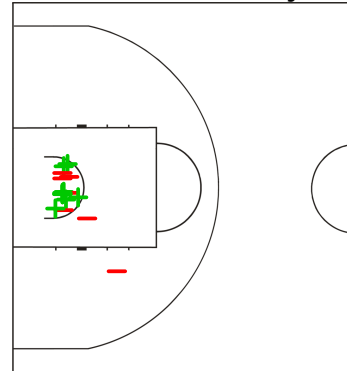
	Q1		Q2		Q3		Q4	
FIN	9	13	27	37	48	53	57	59
HUN	7	17	22	28	36	48	55	64

HUN - Hungary

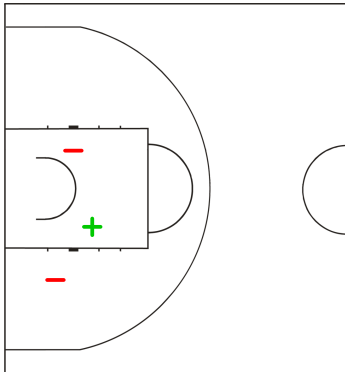
10 MANYOKI Judit Eszter



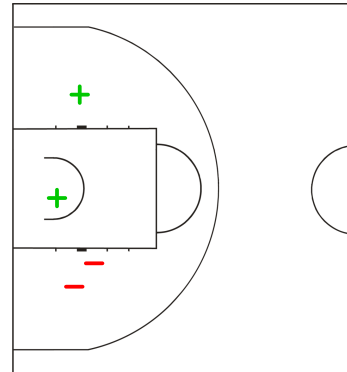
11 KRIVACEVIC Tijana



12 MANSARE Anna Manty



13 KOBOLAK Cintia Zsofia



LEGEND

+ Shot Made

-

Shot Missed

Timing and Data Handling by Tissot



Game No: 15

Lineup Analysis

Анализ

FIN 59 vs 64 HUN

FIN

Lineup efficiency

4	BEDRETDIN M	10	GROSS K	11	SALOMAA H	12	LEHTORANTA L	13	SAARINEN L	5:28
5	JÄRVIKANGAS N	8	LEINO E	9	VAPAMAA H	12	LEHTORANTA L	13	SAARINEN L	3:58
5	JÄRVIKANGAS N	8	LEINO E	11	SALOMAA H	12	LEHTORANTA L	13	SAARINEN L	3:47
4	BEDRETDIN M	5	JÄRVIKANGAS N	10	GROSS K	11	SALOMAA H	14	POUNDS A	3:28
5	JÄRVIKANGAS N	8	LEINO E	11	SALOMAA H	12	LEHTORANTA L	15	PELANDER S	3:19
4	BEDRETDIN M	5	JÄRVIKANGAS N	11	SALOMAA H	12	LEHTORANTA L	13	SAARINEN L	3:03
8	LEINO E	10	GROSS K	11	SALOMAA H	12	LEHTORANTA L	13	SAARINEN L	2:15
5	JÄRVIKANGAS N	6	WAHLGREN S	7	MÄKITALO A	12	LEHTORANTA L	13	SAARINEN L	2:14
4	BEDRETDIN M	5	JÄRVIKANGAS N	7	MÄKITALO A	11	SALOMAA H	13	SAARINEN L	2:09
4	BEDRETDIN M	5	JÄRVIKANGAS N	6	WAHLGREN S	7	MÄKITALO A	10	GROSS K	2:03
6	WAHLGREN S	7	MÄKITALO A	10	GROSS K	12	LEHTORANTA L	15	PELANDER S	1:30
4	BEDRETDIN M	5	JÄRVIKANGAS N	6	WAHLGREN S	12	LEHTORANTA L	13	SAARINEN L	1:17
4	BEDRETDIN M	5	JÄRVIKANGAS N	10	GROSS K	11	SALOMAA H	12	LEHTORANTA L	1:07
5	JÄRVIKANGAS N	8	LEINO E	10	GROSS K	11	SALOMAA H	12	LEHTORANTA L	0:55
5	JÄRVIKANGAS N	6	WAHLGREN S	7	MÄKITALO A	11	SALOMAA H	13	SAARINEN L	0:54
4	BEDRETDIN M	10	GROSS K	11	SALOMAA H	13	SAARINEN L	14	POUNDS A	0:41
5	JÄRVIKANGAS N	7	MÄKITALO A	11	SALOMAA H	12	LEHTORANTA L	13	SAARINEN L	0:25
5	JÄRVIKANGAS N	7	MÄKITALO A	11	SALOMAA H	12	LEHTORANTA L	15	PELANDER S	0:21
4	BEDRETDIN M	5	JÄRVIKANGAS N	11	SALOMAA H	14	POUNDS A	15	PELANDER S	0:19
5	JÄRVIKANGAS N	6	WAHLGREN S	7	MÄKITALO A	10	GROSS K	12	LEHTORANTA L	0:18
4	BEDRETDIN M	5	JÄRVIKANGAS N	6	WAHLGREN S	7	MÄKITALO A	13	SAARINEN L	0:16
4	BEDRETDIN M	5	JÄRVIKANGAS N	11	SALOMAA H	12	LEHTORANTA L	14	POUNDS A	0:13

Score development

4	BEDRETDIN M	5	JÄRVIKANGAS N	10	GROSS K	11	SALOMAA H	12	LEHTORANTA L	1:07	+5
5	JÄRVIKANGAS N	8	LEINO E	9	VAPAMAA H	12	LEHTORANTA L	13	SAARINEN L	3:58	+4
4	BEDRETDIN M	10	GROSS K	11	SALOMAA H	12	LEHTORANTA L	13	SAARINEN L	5:28	+4
4	BEDRETDIN M	10	GROSS K	11	SALOMAA H	13	SAARINEN L	14	POUNDS A	0:41	+2
4	BEDRETDIN M	5	JÄRVIKANGAS N	11	SALOMAA H	12	LEHTORANTA L	13	SAARINEN L	3:03	+2
4	BEDRETDIN M	5	JÄRVIKANGAS N	11	SALOMAA H	14	POUNDS A	15	PELANDER S	0:19	+1
4	BEDRETDIN M	5	JÄRVIKANGAS N	6	WAHLGREN S	12	LEHTORANTA L	13	SAARINEN L	1:17	+1
4	BEDRETDIN M	5	JÄRVIKANGAS N	7	MÄKITALO A	11	SALOMAA H	13	SAARINEN L	2:09	+1
4	BEDRETDIN M	5	JÄRVIKANGAS N	10	GROSS K	11	SALOMAA H	14	POUNDS A	3:28	+1
4	BEDRETDIN M	5	JÄRVIKANGAS N	11	SALOMAA H	12	LEHTORANTA L	14	POUNDS A	0:13	0
5	JÄRVIKANGAS N	7	MÄKITALO A	11	SALOMAA H	12	LEHTORANTA L	15	PELANDER S	0:21	0
4	BEDRETDIN M	5	JÄRVIKANGAS N	6	WAHLGREN S	7	MÄKITALO A	10	GROSS K	2:03	-1
5	JÄRVIKANGAS N	8	LEINO E	11	SALOMAA H	12	LEHTORANTA L	13	SAARINEN L	3:47	-1
4	BEDRETDIN M	5	JÄRVIKANGAS N	6	WAHLGREN S	7	MÄKITALO A	13	SAARINEN L	0:16	-2
5	JÄRVIKANGAS N	6	WAHLGREN S	7	MÄKITALO A	10	GROSS K	12	LEHTORANTA L	0:18	-2
5	JÄRVIKANGAS N	6	WAHLGREN S	7	MÄKITALO A	11	SALOMAA H	13	SAARINEN L	0:54	-2
5	JÄRVIKANGAS N	8	LEINO E	10	GROSS K	11	SALOMAA H	12	LEHTORANTA L	0:55	-2
6	WAHLGREN S	7	MÄKITALO A	10	GROSS K	12	LEHTORANTA L	15	PELANDER S	1:30	-2
5	JÄRVIKANGAS N	6	WAHLGREN S	7	MÄKITALO A	12	LEHTORANTA L	13	SAARINEN L	2:14	-2
8	LEINO E	10	GROSS K	11	SALOMAA H	12	LEHTORANTA L	13	SAARINEN L	2:15	-3
5	JÄRVIKANGAS N	8	LEINO E	11	SALOMAA H	12	LEHTORANTA L	15	PELANDER S	3:19	-3
5	JÄRVIKANGAS N	7	MÄKITALO A	11	SALOMAA H	12	LEHTORANTA L	13	SAARINEN L	0:25	-6



Game No: 15

Lineup Analysis

Анализ

HUN

Lineup efficiency

4 ORI G	5 VARGA Z	6 BALINT R	10 MANYOKI J	11 KRIVACEVIC T	7:07
6 BALINT R	7 AMBRUS S	8 BAKSA B	12 MANSARE A	13 KOBOLAK C	4:25
6 BALINT R	8 BAKSA B	10 MANYOKI J	11 KRIVACEVIC T	12 MANSARE A	3:49
4 ORI G	5 VARGA Z	7 AMBRUS S	9 VELKEY K	13 KOBOLAK C	3:48
4 ORI G	6 BALINT R	7 AMBRUS S	9 VELKEY K	11 KRIVACEVIC T	3:17
5 VARGA Z	6 BALINT R	7 AMBRUS S	9 VELKEY K	11 KRIVACEVIC T	2:58
4 ORI G	6 BALINT R	7 AMBRUS S	10 MANYOKI J	11 KRIVACEVIC T	2:58
5 VARGA Z	7 AMBRUS S	8 BAKSA B	11 KRIVACEVIC T	12 MANSARE A	1:54
4 ORI G	7 AMBRUS S	8 BAKSA B	11 KRIVACEVIC T	12 MANSARE A	1:45
5 VARGA Z	6 BALINT R	8 BAKSA B	11 KRIVACEVIC T	12 MANSARE A	1:25
5 VARGA Z	6 BALINT R	10 MANYOKI J	11 KRIVACEVIC T	12 MANSARE A	1:24
6 BALINT R	8 BAKSA B	9 VELKEY K	10 MANYOKI J	12 MANSARE A	1:19
4 ORI G	5 VARGA Z	6 BALINT R	9 VELKEY K	11 KRIVACEVIC T	1:07
4 ORI G	6 BALINT R	7 AMBRUS S	10 MANYOKI J	13 KOBOLAK C	0:41
4 ORI G	5 VARGA Z	7 AMBRUS S	9 VELKEY K	12 MANSARE A	0:38
8 BAKSA B	9 VELKEY K	10 MANYOKI J	11 KRIVACEVIC T	12 MANSARE A	0:29
5 VARGA Z	7 AMBRUS S	9 VELKEY K	11 KRIVACEVIC T	12 MANSARE A	0:24
6 BALINT R	7 AMBRUS S	8 BAKSA B	11 KRIVACEVIC T	12 MANSARE A	0:21
4 ORI G	7 AMBRUS S	8 BAKSA B	12 MANSARE A	13 KOBOLAK C	0:09
4 ORI G	6 BALINT R	7 AMBRUS S	8 BAKSA B	13 KOBOLAK C	0:02

Score development

6 BALINT R	8 BAKSA B	10 MANYOKI J	11 KRIVACEVIC T	12 MANSARE A	3:49	+6
6 BALINT R	7 AMBRUS S	8 BAKSA B	12 MANSARE A	13 KOBOLAK C	4:25	+5
5 VARGA Z	7 AMBRUS S	8 BAKSA B	11 KRIVACEVIC T	12 MANSARE A	1:54	+3
5 VARGA Z	6 BALINT R	10 MANYOKI J	11 KRIVACEVIC T	12 MANSARE A	1:24	+2
4 ORI G	6 BALINT R	7 AMBRUS S	10 MANYOKI J	11 KRIVACEVIC T	2:58	+2
8 BAKSA B	9 VELKEY K	10 MANYOKI J	11 KRIVACEVIC T	12 MANSARE A	0:29	+1
4 ORI G	7 AMBRUS S	8 BAKSA B	11 KRIVACEVIC T	12 MANSARE A	1:45	+1
4 ORI G	6 BALINT R	7 AMBRUS S	9 VELKEY K	11 KRIVACEVIC T	3:17	+1
4 ORI G	5 VARGA Z	7 AMBRUS S	9 VELKEY K	13 KOBOLAK C	3:48	+1
4 ORI G	6 BALINT R	7 AMBRUS S	8 BAKSA B	13 KOBOLAK C	0:02	0
4 ORI G	7 AMBRUS S	8 BAKSA B	12 MANSARE A	13 KOBOLAK C	0:09	-1
6 BALINT R	7 AMBRUS S	8 BAKSA B	11 KRIVACEVIC T	12 MANSARE A	0:21	0
5 VARGA Z	7 AMBRUS S	9 VELKEY K	11 KRIVACEVIC T	12 MANSARE A	0:24	-1
4 ORI G	6 BALINT R	7 AMBRUS S	10 MANYOKI J	13 KOBOLAK C	0:41	-1
4 ORI G	5 VARGA Z	6 BALINT R	9 VELKEY K	11 KRIVACEVIC T	1:07	0
6 BALINT R	8 BAKSA B	9 VELKEY K	10 MANYOKI J	12 MANSARE A	1:19	0
4 ORI G	5 VARGA Z	7 AMBRUS S	9 VELKEY K	12 MANSARE A	0:38	-2
5 VARGA Z	6 BALINT R	8 BAKSA B	11 KRIVACEVIC T	12 MANSARE A	1:25	-2
4 ORI G	5 VARGA Z	6 BALINT R	10 MANYOKI J	11 KRIVACEVIC T	7:07	-3
5 VARGA Z	6 BALINT R	7 AMBRUS S	9 VELKEY K	11 KRIVACEVIC T	2:58	-7

LEGEND

+ Shot Made - Shot Missed

Timing and Data Handling by Tissot



Game No: 16

Start List

Стартовый список

AUS vs CHN

Referee: SCHMIDT Boris (GER)

Umpire: PEDIEV Volodymyr (UKR) / SUSLOV Timo (EST)

AUS - Australia

No.	Name	Pos	Height m / ft in	Age	Current Games Statistics						
					PPG	FG%	3FG%	FT%	RPG	APG	MPG (GP)
4	THOMPSON Olivia	C	/	20	6.0	50		100	2.0	0.0	13:06 (1)
5	MANSFIELD Lauren	G	/	23	0.0	0	0		3.0	2.0	20:34 (1)
6	LANGFORD Emma	C	/	24	10.0	57		100	5.0	1.0	19:52 (1)
7	LAVEY Tessa	F	/	20	6.0	75			2.0	1.0	13:57 (1)
8	CUMMING Stephanie	G	/	22	9.0	50	33		7.0	4.0	24:35 (1)
9	MADGEN Tess	F	/	22	12.0	67	100	50	6.0	3.0	21:47 (1)
10	KUNEK Alice	F	/	22	7.0	60	0	50	7.0	2.0	21:05 (1)
12	EBZERY Katie	F	/	23	9.0	50	100	100	2.0	2.0	14:47 (1)
13	BURTON Natalie	C	/	24	3.0	50		50	3.0	0.0	13:08 (1)
14	TOLO Marianna	F	/	24	11.0	100		33	2.0	2.0	16:18 (1)
15	BLICAVS Sara	F	/	20	6.0	38	0		9.0	0.0	20:51 (1)
Team			/	22.2	79.0	53	42	71	50.0	17.0	
Coach		BROWN Philip									
Assistant Coach		LUCAS Christopher									

AUS Played		
PR	HUN	79 - 53
PR	CHN	9 JUL
PR	FIN	10 JUL

CHN - China

No.	Name	Pos	Height m / ft in	Age	Current Games Statistics						
					PPG	FG%	3FG%	FT%	RPG	APG	MPG (GP)
4	REN Bingjie	C	1.93/6'4"	23	0.0				0.0	0.0	0:00 (0)
5	WANG Miqi	C	1.83/6'0"	23	21.0	48		50	1.0	1.0	25:37 (1)
6	LYU Ningning	G	1.76/5'9"	21	0.0				0.0	0.0	0:00 (0)
7	GUO Xiaochen	C	1.85/6'1"	20	5.0	33		50	2.0	5.0	28:53 (1)
8	ZHAO Peiyi	C	1.90/6'3"	23	10.0	63			4.0	1.0	24:26 (1)
9	SHAO Ting	F	1.85/6'1"	23	15.0	47	0	33	8.0	7.0	36:55 (1)
10	WU Di	F	1.83/6'0"	19	6.0	60			1.0	0.0	13:27 (1)
11	ZHAO Xuotong	F	1.85/6'1"	19	0.0				0.0	0.0	0:00 (0)
12	WU Siyang	F	1.82/6'0"	22	0.0	0	0		4.0	1.0	29:38 (1)
13	WANG Jinxian	F	1.82/6'0"	23	0.0				1.0	1.0	1:04 (1)
14	FENG Danlei	G	1.70/5'7"	19	0.0				0.0	0.0	5:37 (1)
15	GONG Fangzhu	G	1.67/5'6"	22	17.0	60	75	100	9.0	2.0	34:23 (1)
Team			1.82/6'0"	21.4	74.0	46	33	56	37.0	18.0	
Coach		LI Sunnan									
Assistant Coach		SONG Lulu									

CHN Played		
PR	FIN	74 - 62
PR	AUS	9 JUL
PR	HUN	10 JUL

LEGEND

(1)	Point Guard	(2)	Shooting Guard	(3)	Small Forward	(4)	Power Forward	(5)	Centre
(C)	Captain	3FG%	3 Points Field Goals %	APG	Assists per Game	C	Centre	F	Forward
FG%	Field Goals %	FT%	Free Throws %	G	Guard	GP	Games Played	MPG	Minutes Played per Game
Pos	Playing Position	PPG	Points per Game	PR	Preliminary Round	RPG	Rebounds per Game		

Timing and Data Handling by Tissot



Game No: 16

Results

Результаты

Attendance: 83

Match Duration: 1:22

AUS 94 vs 45 CHN

(18:14, 20:8, 30:10, 26:13)

Referee: SCHMIDT Boris (GER)

Commissioner:

Umpire: PEDIEV Volodymyr (UKR) / SUSLOV Timo (EST)

Scoring by 5 min intervals:	AUS	CHN	Q1		Q2		Q3		Q4	
			10	18	28	38	52	68	82	94
			4	14	16	22	26	32	37	45

AUS - Australia

No.	Name	MIN	Field Goals		2 Points		3 Points		Free Throws		Rebounds			AS	TO	ST	BS	PF	FD	PTS
			M/A	%	M/A	%	M/A	%	M/A	%	OR	DR	TOT							
4	THOMPSON Olivia	13:11	10/12	83	10/12	83	0/0	0	0/0	0	0	3	3	0	0	2	0	0	1	20
5	MANSFIELD Lauren	12:17	0/1	0	0/1	0	0/0	0	2/2	100	1	3	4	1	0	0	0	0	1	2
6	LANGFORD Emma	13:09	0/8	0	0/8	0	0/0	0	4/4	100	2	1	3	2	2	0	0	1	2	4
7	LAVEY Tessa	28:26	4/10	40	3/4	75	1/6	17	0/0	0	0	2	2	9	2	2	0	1	2	9
*8	CUMMING Stephanie	25:43	4/10	40	3/7	43	1/3	33	1/1	100	0	3	3	2	1	1	0	2	2	10
*9	MADGEN Tess	23:22	7/9	78	3/4	75	4/5	80	2/2	100	1	3	4	5	0	2	0	1	2	20
*10	KUNEK Alice	17:06	2/5	40	1/3	33	1/2	50	2/2	100	0	3	3	1	2	0	0	0	3	7
*12	EBZERY Katie	20:33	4/4	100	3/3	100	1/1	100	1/1	100	2	2	4	5	2	1	0	0	1	10
13	BURTON Natalie	16:07	2/2	100	2/2	100	0/0	0	1/1	100	3	3	6	0	1	2	0	1	2	5
*14	TOLO Marianna	19:14	3/4	75	3/4	75	0/0	0	0/0	0	1	6	7	0	2	0	1	1	0	6
15	BLICAVS Sara	10:52	0/2	0	0/2	0	0/0	0	1/2	50	0	2	2	1	1	1	0	1	1	1
Team / Coach																				
Totals			36/67	54	28/50	56	8/17	47	14/15	93	11	33	44	26	13	11	1	8	17	94
Coach		BROWN Philip																		
Assistant Coach		LUCAS Christopher																		

CHN - China

No.	Name	MIN	Field Goals		2 Points		3 Points		Free Throws		Rebounds			AS	TO	ST	BS	PF	FD	PTS
			M/A	%	M/A	%	M/A	%	M/A	%	OR	DR	TOT							
4	REN Bingjie	26:42	3/8	38	3/8	38	0/0	0	0/0	0	1	4	5	0	2	1	0	4	1	6
*5	WANG Miqi	17:20	2/5	40	2/4	50	0/1	0	0/0	0	1	4	5	1	3	0	0	0	0	4
6	LYU Ningning	20:32	0/0	0	0/0	0	0/0	0	0/0	0	1	1	2	2	2	0	0	1	0	0
7	GUO Xiaochen	0:00	0/0	0	0/0	0	0/0	0	0/0	0	0	0	0	0	0	0	0	0	0	0
*8	ZHAO Peiyi	18:58	0/2	0	0/2	0	0/0	0	0/0	0	1	4	5	1	0	0	1	4	1	0
*9	SHAO Ting	7:43	3/5	60	3/4	75	0/1	0	0/0	0	0	0	0	1	0	0	0	1	0	6
10	WU Di	23:27	3/8	38	3/8	38	0/0	0	4/6	67	2	0	2	0	0	0	0	2	3	10
11	ZHAO Xuetong	0:00	0/0	0	0/0	0	0/0	0	0/0	0	0	0	0	0	0	0	0	0	0	0
*12	WU Siyang	26:33	3/13	23	2/6	33	1/7	14	0/0	0	1	1	2	0	2	0	0	1	1	7
13	WANG Jinxian	22:17	1/11	9	0/1	0	1/10	10	0/0	0	1	4	5	0	5	1	2	3	1	3
14	FENG Danlei	23:28	2/5	40	2/4	50	0/1	0	1/2	50	0	0	0	1	3	0	0	1	1	5
*15	GONG Fangzhu	13:00	2/5	40	2/3	67	0/2	0	0/0	0	0	0	0	0	0	0	0	0	0	4
Team / Coach																				
Totals			19/62	31	17/40	43	2/22	9	5/8	63	8	20	28	6	17	2	3	17	8	45
Coach		LI Sunnan																		
Assistant Coach		SONG Lulu																		

	AUS	CHN
Points from Turnovers	19	8
Points in the Paint	48	26
Second Chance Points	6	0
Fast Break Points	8	2

	AUS	CHN
Biggest Lead	55	0
Biggest Scoring Run	11-0 (72-32)	6-0 (18-14)
Lead Changes	0	
Times Tied	1	

LEGEND			
%	Shooting Percentage	(C)	Captain
BS	Blocked Shots	DR	Defensive Rebounds
OR	Offensive Rebounds	OTx	Overtime
S	Suspended	ST	Steals
(I)	Injured	FD	Fouls Drawn
*	Starters	PF	Fouls
M/A	Made / Attempts	TO	Turnovers
PTS	Points	TOT	Total Rebounds
AS	Assists	MIN	Minutes Played
Qx	Quarter Time		

Timing and Data Handling by Tissot



Game No: 16

Shot Chart

Схема бросков

AUS 94 vs 45 CHN

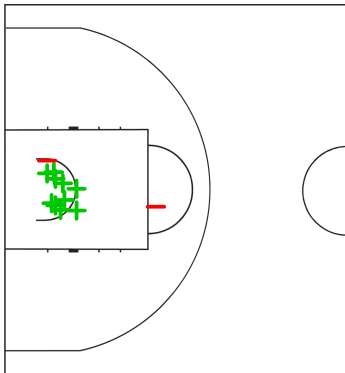
(18 - 14, 20 - 8, 30 - 10, 26 - 13)

Scoring by 5 min intervals:

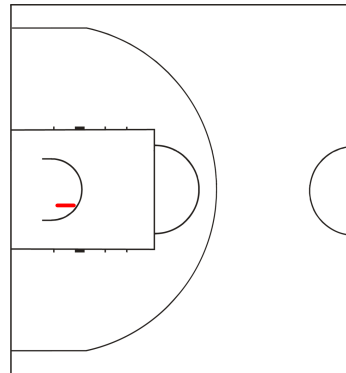
	Q1		Q2		Q3		Q4	
AUS	10	18	28	38	52	68	82	94
CHN	4	14	16	22	26	32	37	45

AUS - Australia

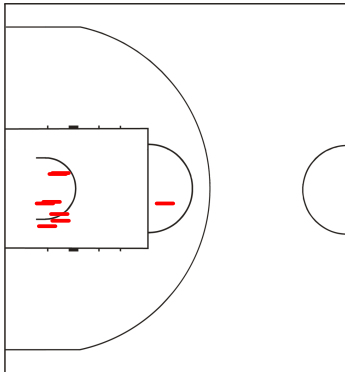
4 THOMPSON Olivia



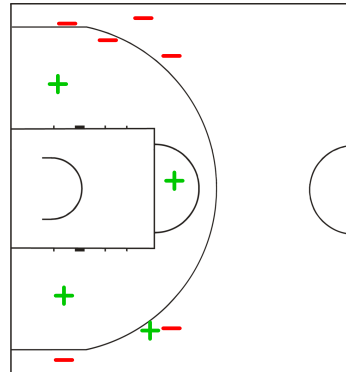
5 MANSFIELD Lauren



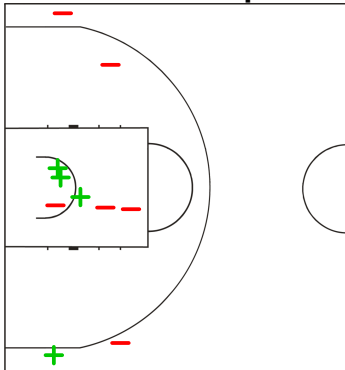
6 LANGFORD Emma



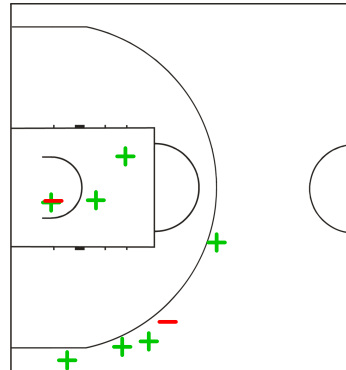
7 LAVEY Tessa



8 CUMMING Stephanie



9 MADGEN Tess



LEGEND

+ Shot Made

-

Shot Missed

Timing and Data Handling by Tissot



Game No: 16

Shot Chart

Схема бросков

AUS 94 vs 45 CHN

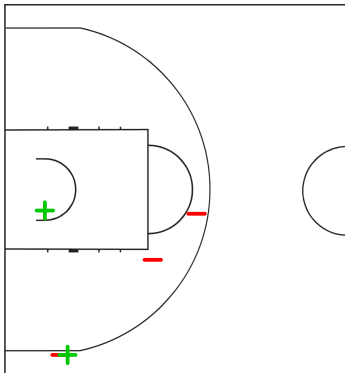
(18 - 14, 20 - 8, 30 - 10, 26 - 13)

Scoring by 5 min intervals:

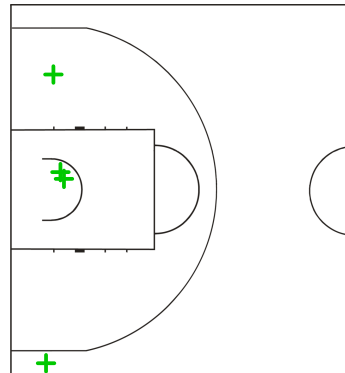
	Q1		Q2		Q3		Q4	
AUS	10	18	28	38	52	68	82	94
CHN	4	14	16	22	26	32	37	45

AUS - Australia

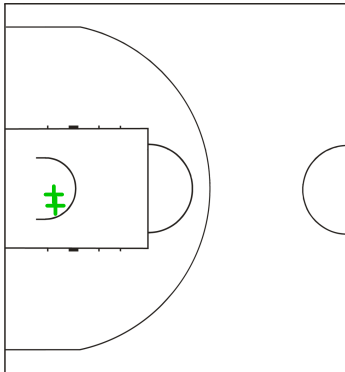
10 KUNEK Alice



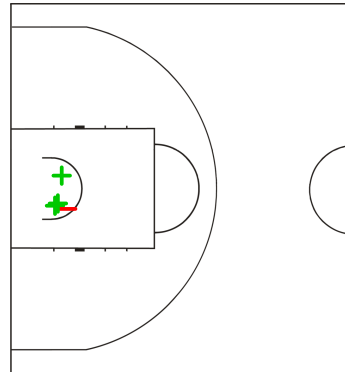
12 EBZERY Katie



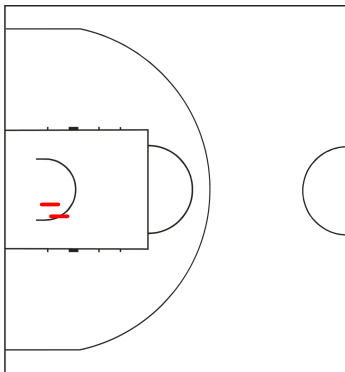
13 BURTON Natalie



14 TOLO Marianna



15 BLICAVS Sara



LEGEND

+ Shot Made

-

Shot Missed

Timing and Data Handling by Tissot



Game No: 16

Shot Chart

Схема бросков

AUS 94 vs 45 CHN

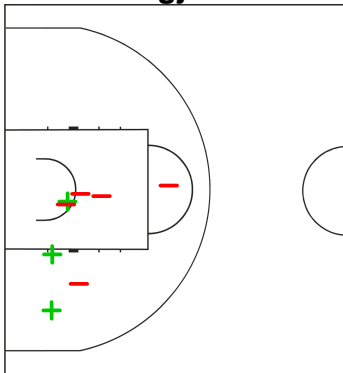
(18 - 14, 20 - 8, 30 - 10, 26 - 13)

Scoring by 5 min intervals:

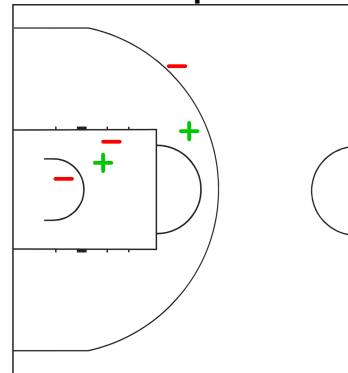
	Q1		Q2		Q3		Q4	
AUS	10	18	28	38	52	68	82	94
CHN	4	14	16	22	26	32	37	45

CHN - China

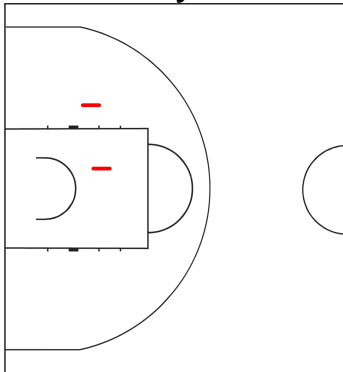
4 REN Bingjie



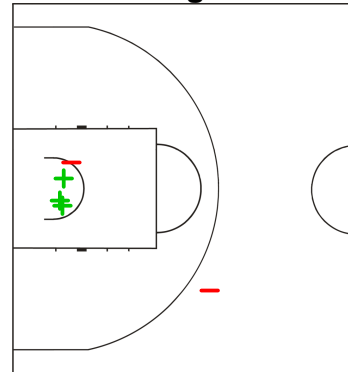
5 WANG Miqi



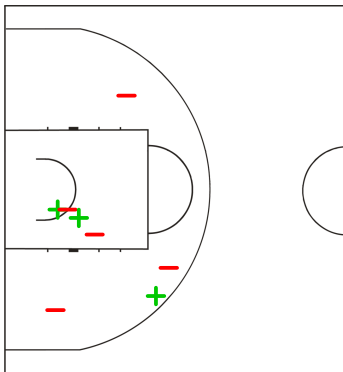
8 ZHAO Peiyi



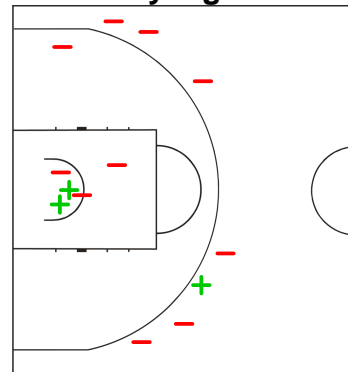
9 SHAO Ting



10 WU Di



12 WU Siyang



LEGEND

+ Shot Made

-

Shot Missed

Timing and Data Handling by Tissot



Game No: 16

Shot Chart

Схема бросков

AUS 94 vs 45 CHN

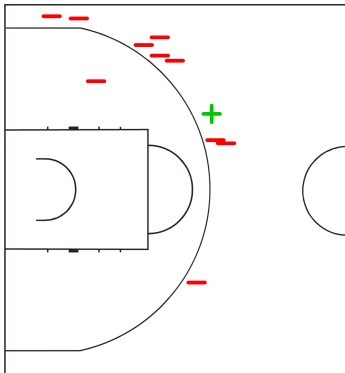
(18 - 14, 20 - 8, 30 - 10, 26 - 13)

Scoring by 5 min intervals:

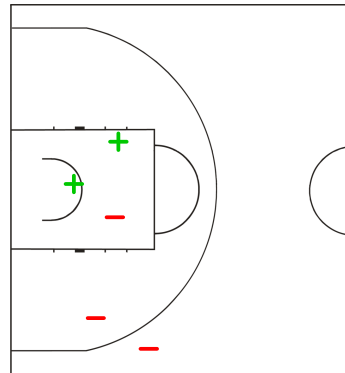
	Q1		Q2		Q3		Q4	
AUS	10	18	28	38	52	68	82	94
CHN	4	14	16	22	26	32	37	45

CHN - China

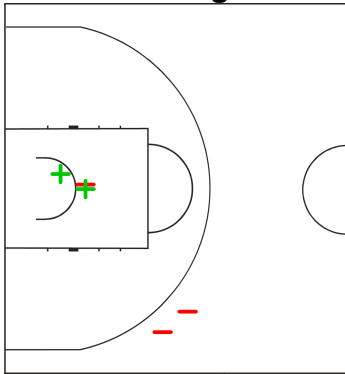
13 WANG Jinxian



14 FENG Danlei



15 GONG Fangzhu



LEGEND

+ Shot Made

-

Shot Missed

Timing and Data Handling by Tissot



Game No: 16

Lineup Analysis

Анализ

AUS 94 vs 45 CHN

AUS

Lineup efficiency

8 CUMMING S	9 MADGEN T	10 KUNEK A	12 EBZERY K	14 TOLO M	11:34
4 THOMPSON O	5 MANSFIELD L	6 LANGFORD E	7 LAVEY T	15 BLICAVS S	4:39
6 LANGFORD E	7 LAVEY T	8 CUMMING S	9 MADGEN T	13 BURTON N	3:51
4 THOMPSON O	7 LAVEY T	8 CUMMING S	9 MADGEN T	14 TOLO M	3:32
5 MANSFIELD L	6 LANGFORD E	7 LAVEY T	13 BURTON N	15 BLICAVS S	2:38
4 THOMPSON O	5 MANSFIELD L	7 LAVEY T	8 CUMMING S	13 BURTON N	2:22
7 LAVEY T	9 MADGEN T	12 EBZERY K	13 BURTON N	15 BLICAVS S	2:21
4 THOMPSON O	5 MANSFIELD L	7 LAVEY T	12 EBZERY K	13 BURTON N	2:17
6 LANGFORD E	7 LAVEY T	10 KUNEK A	12 EBZERY K	14 TOLO M	2:01
7 LAVEY T	8 CUMMING S	10 KUNEK A	12 EBZERY K	13 BURTON N	1:24
7 LAVEY T	8 CUMMING S	9 MADGEN T	10 KUNEK A	14 TOLO M	1:11
7 LAVEY T	8 CUMMING S	10 KUNEK A	12 EBZERY K	14 TOLO M	0:56
7 LAVEY T	8 CUMMING S	9 MADGEN T	13 BURTON N	15 BLICAVS S	0:53
4 THOMPSON O	5 MANSFIELD L	7 LAVEY T	13 BURTON N	15 BLICAVS S	0:21

Score development

8 CUMMING S	9 MADGEN T	10 KUNEK A	12 EBZERY K	14 TOLO M	11:34	+18
5 MANSFIELD L	6 LANGFORD E	7 LAVEY T	13 BURTON N	15 BLICAVS S	2:38	+10
4 THOMPSON O	5 MANSFIELD L	7 LAVEY T	12 EBZERY K	13 BURTON N	2:17	+8
4 THOMPSON O	7 LAVEY T	8 CUMMING S	9 MADGEN T	14 TOLO M	3:32	+8
6 LANGFORD E	7 LAVEY T	8 CUMMING S	9 MADGEN T	13 BURTON N	3:51	+6
4 THOMPSON O	5 MANSFIELD L	6 LANGFORD E	7 LAVEY T	15 BLICAVS S	4:39	+4
7 LAVEY T	8 CUMMING S	9 MADGEN T	10 KUNEK A	14 TOLO M	1:11	+3
7 LAVEY T	8 CUMMING S	10 KUNEK A	12 EBZERY K	13 BURTON N	1:24	+3
7 LAVEY T	8 CUMMING S	9 MADGEN T	13 BURTON N	15 BLICAVS S	0:53	+1
6 LANGFORD E	7 LAVEY T	10 KUNEK A	12 EBZERY K	14 TOLO M	2:01	0
4 THOMPSON O	5 MANSFIELD L	7 LAVEY T	8 CUMMING S	13 BURTON N	2:22	0
7 LAVEY T	8 CUMMING S	10 KUNEK A	12 EBZERY K	14 TOLO M	0:56	-3
7 LAVEY T	9 MADGEN T	12 EBZERY K	13 BURTON N	15 BLICAVS S	2:21	-4
4 THOMPSON O	5 MANSFIELD L	7 LAVEY T	13 BURTON N	15 BLICAVS S	0:21	-5



Game No: 16

Lineup Analysis

Анализ

CHN

Lineup efficiency

4 REN B	6 LYU N	12 WU S	13 WANG J	14 FENG D	8:18
4 REN B	8 ZHAO P	10 WU D	12 WU S	15 GONG F	5:17
6 LYU N	8 ZHAO P	10 WU D	12 WU S	14 FENG D	4:43
5 WANG M	8 ZHAO P	9 SHAO T	12 WU S	15 GONG F	4:06
4 REN B	5 WANG M	10 WU D	13 WANG J	14 FENG D	2:40
4 REN B	5 WANG M	12 WU S	13 WANG J	14 FENG D	2:37
4 REN B	5 WANG M	6 LYU N	10 WU D	13 WANG J	2:23
6 LYU N	8 ZHAO P	10 WU D	13 WANG J	14 FENG D	2:17
4 REN B	5 WANG M	9 SHAO T	10 WU D	15 GONG F	2:13
4 REN B	6 LYU N	10 WU D	13 WANG J	14 FENG D	1:42
5 WANG M	8 ZHAO P	10 WU D	13 WANG J	14 FENG D	1:11
4 REN B	5 WANG M	6 LYU N	12 WU S	13 WANG J	1:09
5 WANG M	8 ZHAO P	9 SHAO T	10 WU D	15 GONG F	1:01
4 REN B	8 ZHAO P	9 SHAO T	12 WU S	15 GONG F	0:23

Score development

4 REN B	5 WANG M	9 SHAO T	10 WU D	15 GONG F	2:13	+3
4 REN B	5 WANG M	6 LYU N	10 WU D	13 WANG J	2:23	+1
4 REN B	5 WANG M	10 WU D	13 WANG J	14 FENG D	2:40	+1
4 REN B	8 ZHAO P	9 SHAO T	12 WU S	15 GONG F	0:23	0
5 WANG M	8 ZHAO P	9 SHAO T	10 WU D	15 GONG F	1:01	0
4 REN B	5 WANG M	6 LYU N	12 WU S	13 WANG J	1:09	-2
4 REN B	6 LYU N	10 WU D	13 WANG J	14 FENG D	1:42	-2
4 REN B	8 ZHAO P	10 WU D	12 WU S	15 GONG F	5:17	-4
5 WANG M	8 ZHAO P	10 WU D	13 WANG J	14 FENG D	1:11	-5
6 LYU N	8 ZHAO P	10 WU D	13 WANG J	14 FENG D	2:17	-6
5 WANG M	8 ZHAO P	9 SHAO T	12 WU S	15 GONG F	4:06	-6
4 REN B	5 WANG M	12 WU S	13 WANG J	14 FENG D	2:37	-7
4 REN B	6 LYU N	12 WU S	13 WANG J	14 FENG D	8:18	-7
6 LYU N	8 ZHAO P	10 WU D	12 WU S	14 FENG D	4:43	-15

LEGEND

+ Shot Made - Shot Missed

Timing and Data Handling by Tissot



Game No: 23

Start List

Стартовый список

CHN vs HUN

Referee: OKHRIMENKO Vladimir (RUS)

Umpire: RACYS Saulius (LTU) / KUCERA Stanislav (CZE)

CHN - China

No.	Name	Pos	Height m / ft in	Age	Current Games Statistics						
					PPG	FG%	3FG%	FT%	RPG	APG	MPG (GP)
4	REN Bingjie	C	1.93/6'4"	23	6.0	38			5.0	0.0	26:42 (1)
5	WANG Miqi	C	1.83/6'0"	23	12.5	46	0	50	3.0	1.0	21:28 (2)
6	LYU Ningning	G	1.76/5'9"	21	0.0				2.0	2.0	20:32 (1)
7	GUO Xiaochen	C	1.85/6'1"	20	5.0	33		50	2.0	5.0	28:53 (1)
8	ZHAO Peiyi	C	1.90/6'3"	23	5.0	50			4.5	1.0	21:42 (2)
9	SHAO Ting	F	1.85/6'1"	23	10.5	50	0	33	4.0	4.0	22:19 (2)
10	WU Di	F	1.83/6'0"	19	8.0	46		67	1.5	0.0	18:27 (2)
11	ZHAO Xuetong	F	1.85/6'1"	19	0.0				0.0	0.0	0:00 (0)
12	WU Siyang	F	1.82/6'0"	22	3.5	16	9		3.0	0.5	28:05 (2)
13	WANG Jinxian	F	1.82/6'0"	23	1.5	9	10		3.0	0.5	11:40 (2)
14	FENG Danlei	G	1.70/5'7"	19	2.5	40	0	50	0.0	0.5	14:32 (2)
15	GONG Fangzhu	G	1.67/5'6"	22	10.5	53	50	100	4.5	1.0	23:41 (2)
Team			1.82/6'0"	21.4	59.5	39	16	59	32.5	12.0	
Coach		LI Sunnan									
Assistant Coach		SONG Lulu									

CHN Played		
PR	FIN	74 - 62
PR	AUS	45 - 94
PR	HUN	10 JUL

HUN - Hungary

No.	Name	Pos	Height m / ft in	Age	Current Games Statistics						
					PPG	FG%	3FG%	FT%	RPG	APG	MPG (GP)
4	ORI Gyorgyi Agnes	F	1.84/6'0"	22	6.0	40	100	100	3.5	1.0	23:57 (2)
5	VARGA Zsafia	F	1.82/6'0"	24	5.0	29		50	2.0	2.0	22:33 (2)
6	BALINT Reka	F	1.81/5'11"	22	8.0	30	0	67	4.5	1.5	29:09 (2)
7	AMBRUS Szandra	F	1.80/5'11"	23	2.0	17	0	50	3.5	3.0	19:22 (2)
8	BAKSA Bettina	F	1.74/5'9"	20	6.0	50		100	0.0	0.0	15:38 (1)
9	VELKEY Krisztina	G	1.78/5'10"	20	1.0	13	0		2.5	1.0	16:41 (2)
10	MANYOKI Judit Eszter	F	1.72/5'8"	21	4.0	27	25	50	2.5	2.0	21:09 (2)
11	KRIVACEVIC Tijana	C	1.94/6'4"	23	24.5	54	100	77	6.0	0.0	27:02 (2)
12	MANSARE Anna Manty	C	1.88/6'2"	21	3.0	25		50	6.0	1.5	18:05 (2)
13	KOBOLAK Cintia Zsafia	C	1.85/6'1"	21	2.0	40			1.5	0.0	11:40 (2)
14	ADAMECZ Lilla	F	1.80/5'11"	21	0.0	0			1.0	0.0	5:03 (1)
15	ZELE Dorina	F	1.85/6'1"	21	0.0				0.0	0.0	0:00 (0)
Team			1.82/6'0"	21.6	58.5	33	27	71	33.5	12.0	
Coach		GALL Tamas									
Assistant Coach		MAGYAR Gergely									

HUN Played		
PR	AUS	53 - 79
PR	FIN	64 - 59
PR	CHN	10 JUL

LEGEND

(1) Point Guard	(2) Shooting Guard	(3) Small Forward	(4) Power Forward	(5) Centre
(C) Captain	3FG% 3 Points Field Goals %	APG Assists per Game	C Centre	F Forward
FG% Field Goals %	FT% Free Throws %	G Guard	GP Games Played	MPG Minutes Played per Game
Pos Playing Position	PPG Points per Game	PR Preliminary Round	RPG Rebounds per Game	

Timing and Data Handling by Tissot



Game No: 23

Results

Результаты

Attendance: 92

Match Duration: 1:44

CHN 67 vs 80 HUN

(24:23, 12:12, 16:21, 15:24)

Referee: OKHRIMENKO Vladimir (RUS)

Commissioner:

Umpire: RACYS Saulius (LTU) / KUCERA Stanislav (CZE)

Scoring by 5 min intervals:	CHN	Q1		Q2		Q3		Q4	
		HUN	11	24	31	36	45	52	61
		15	23	25	35	44	56	67	80

CHN - China

No.	Name	MIN	Field Goals		2 Points		3 Points		Free Throws		Rebounds			AS	TO	ST	BS	PF	FD	PTS
			M/A	%	M/A	%	M/A	%	M/A	%	OR	DR	TOT							
4	REN Bingjie	4:50	1/1	100	1/1	100	0/0	0	0/0	0	0	0	0	2	0	0	0	2	0	2
*5	WANG Miqi	27:19	4/8	50	2/6	33	2/2	100	0/0	0	2	1	3	2	4	0	0	5	2	10
6	LYU Ningning	0:11	0/0	0	0/0	0	0/0	0	0/0	0	0	0	0	0	0	0	0	0	0	0
7	GUO Xiaochen	17:46	1/3	33	1/3	33	0/0	0	2/4	50	2	3	5	4	0	0	0	5	4	4
*8	ZHAO Peiyi	26:20	3/7	43	3/7	43	0/0	0	0/0	0	0	3	3	0	1	0	1	2	1	6
*9	SHAO Ting	39:49	11/16	69	11/13	85	0/3	0	9/13	69	1	10	11	3	7	1	1	3	9	31
10	WU Di	12:27	1/2	50	1/2	50	0/0	0	0/0	0	0	1	1	2	1	2	0	1	0	2
11	ZHAO Xuetong	0:00	0/0	0	0/0	0	0/0	0	0/0	0	0	0	0	0	0	0	0	0	0	0
*12	WU Siyang	28:10	1/6	17	1/3	33	0/3	0	1/4	25	0	4	4	2	0	1	1	2	2	3
13	WANG Jinxian	3:08	0/2	0	0/0	0	0/2	0	0/0	0	0	0	0	0	0	0	0	0	0	0
14	FENG Danlei	7:06	0/2	0	0/2	0	0/0	0	0/0	0	0	0	0	1	0	0	0	0	1	0
*15	GONG Fangzhu	32:54	3/7	43	3/4	75	0/3	0	3/4	75	2	2	4	2	3	3	0	4	5	9
Team / Coach											1	3	4							
Totals			25/54	46	23/41	56	2/13	15	15/25	60	8	27	35	16	18	7	3	24	24	67
Coach		LI Sunnan																		
Assistant Coach		SONG Lulu																		

HUN - Hungary

No.	Name	MIN	Field Goals		2 Points		3 Points		Free Throws		Rebounds			AS	TO	ST	BS	PF	FD	PTS
			M/A	%	M/A	%	M/A	%	M/A	%	OR	DR	TOT							
*4	ORI Gyorgyi Agnes	23:05	4/9	44	3/5	60	1/4	25	0/0	0	1	3	4	1	0	0	0	3	0	9
*5	VARGA Zsafia	33:02	11/19	58	11/18	61	0/1	0	0/0	0	1	3	4	3	1	2	1	4	2	22
*6	BALINT Reka	31:49	7/17	41	2/10	20	5/7	71	2/2	100	0	3	3	7	1	1	0	2	2	21
7	AMBRUS Szandra	16:35	1/3	33	1/2	50	0/1	0	0/0	0	0	4	4	3	1	0	0	5	0	2
*8	BAKSA Bettina	23:25	0/1	0	0/1	0	0/0	0	3/4	75	0	0	0	3	2	0	0	2	3	3
9	VELKEY Krisztina	3:52	0/2	0	0/2	0	0/0	0	0/0	0	0	0	0	1	0	0	0	1	0	0
10	MANYOKI Judit Eszter	6:43	0/1	0	0/0	0	0/1	0	2/2	100	1	0	1	0	2	1	0	2	3	2
*11	KRIVACEVIC Tijana	28:49	4/7	57	4/7	57	0/0	0	8/10	80	2	3	5	1	4	1	0	4	11	16
12	MANSARE Anna Manty	21:03	1/5	20	1/4	25	0/1	0	1/2	50	1	3	4	2	0	1	1	1	2	3
13	KOBOLAK Cintia Zsafia	11:37	1/3	33	1/3	33	0/0	0	0/0	0	3	1	4	0	1	1	0	0	0	2
14	ADAMECZ Lilla	0:00	0/0	0	0/0	0	0/0	0	0/0	0	0	0	0	0	0	0	0	0	0	0
15	ZELE Dorina	0:00	0/0	0	0/0	0	0/0	0	0/0	0	0	0	0	0	0	0	0	0	0	0
Team / Coach											2	3	5							
Totals			29/67	43	23/52	44	6/15	40	16/20	80	11	23	34	21	12	7	2	24	23	80
Coach		GALL Tamas																		
Assistant Coach		MAGYAR Gergely																		

	CHN	HUN
Points from Turnovers	17	14
Points in the Paint	40	26
Second Chance Points	7	8
Fast Break Points	2	2

	CHN	HUN
Biggest Lead	9	13
Biggest Scoring Run	8-0 (34-25)	10-0 (67-80)
Lead Changes	8	
Times Tied	9	

LEGEND			
%	Shooting Percentage	(C)	Captain
BS	Blocked Shots	DR	Defensive Rebounds
OR	Offensive Rebounds	OTx	Overtime
S	Suspended	ST	Steals
(I)	Injured	FD	Fouls Drawn
*	Starters	PF	Fouls
M/A	Made / Attempts	TO	Turnovers
PTS	Points	TOT	Total Rebounds
AS	Assists	MIN	Minutes Played
Qx	Quarter Time		

Timing and Data Handling by Tissot



Game No: 23

Shot Chart

Схема бросков

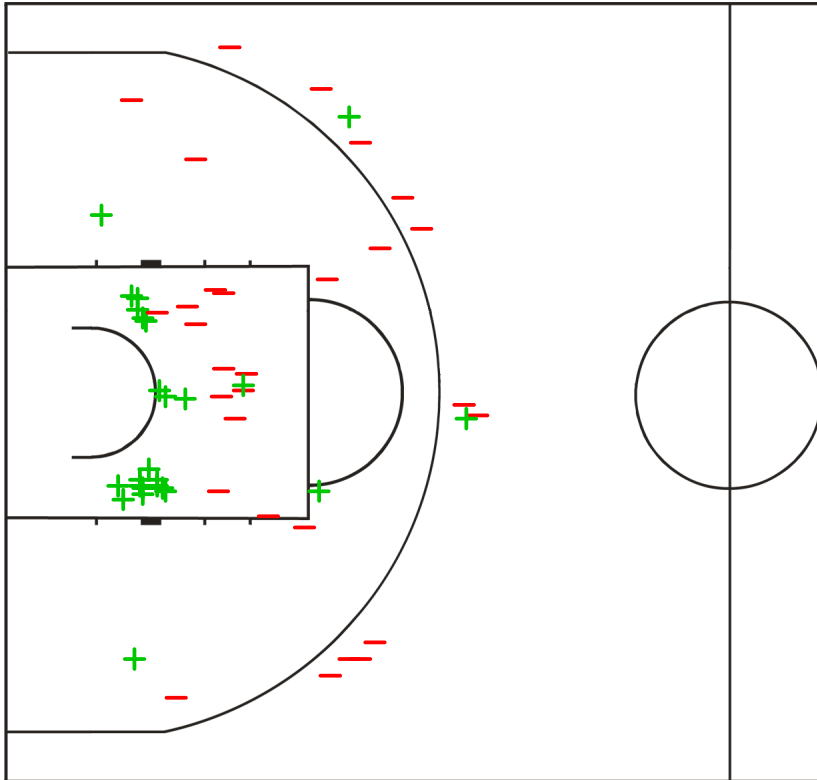
CHN 67 vs 80 HUN

(24 - 23, 12 - 12, 16 - 21, 15 - 24)

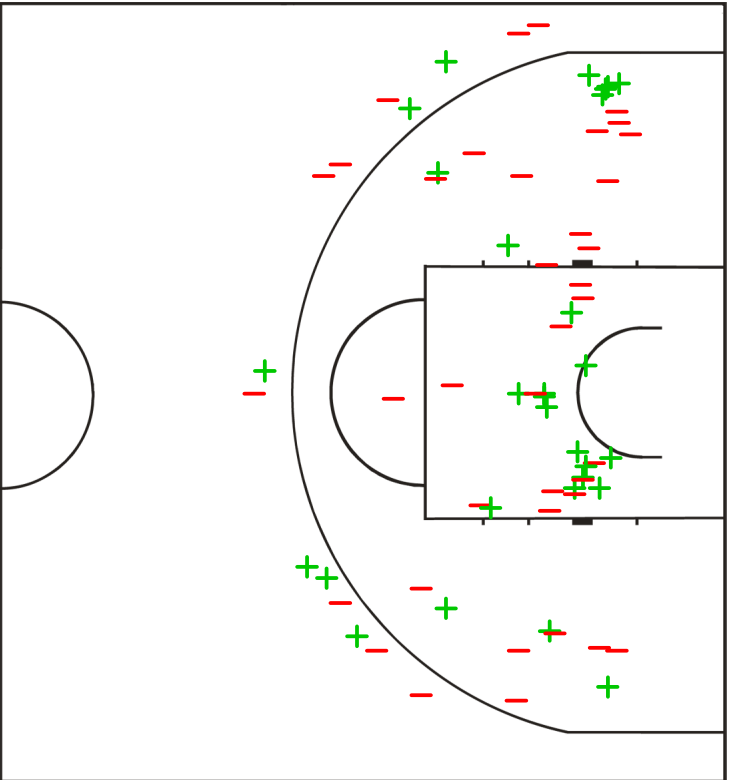
Scoring by 5 min intervals:

	Q1		Q2		Q3		Q4	
CHN	11	24	31	36	45	52	61	67
HUN	15	23	25	35	44	56	67	80

CHN - China



HUN - Hungary



LEGEND

+ Shot Made - Shot Missed

Timing and Data Handling by Tissot



Game No: 23

Shot Chart

Схема бросков

CHN 67 vs 80 HUN

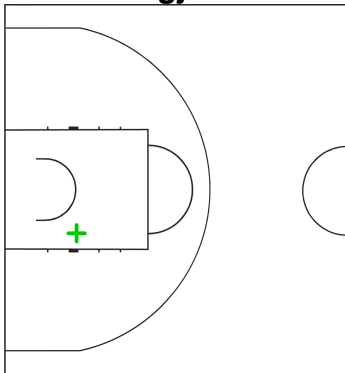
(24 - 23, 12 - 12, 16 - 21, 15 - 24)

Scoring by 5 min intervals:

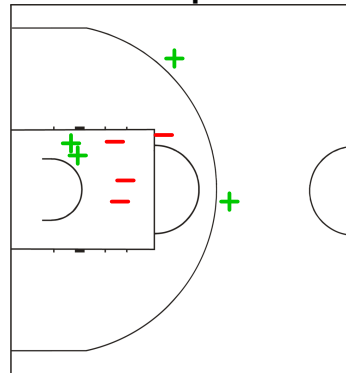
	Q1		Q2		Q3		Q4	
CHN	11	24	31	36	45	52	61	67
HUN	15	23	25	35	44	56	67	80

CHN - China

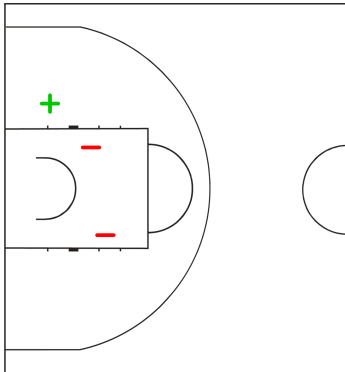
4 REN Bingjie



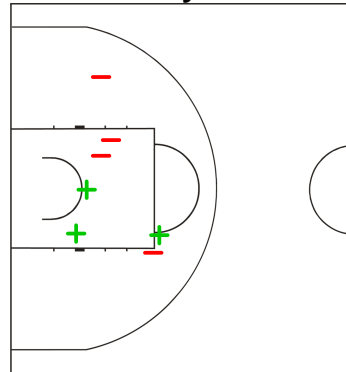
5 WANG Miqi



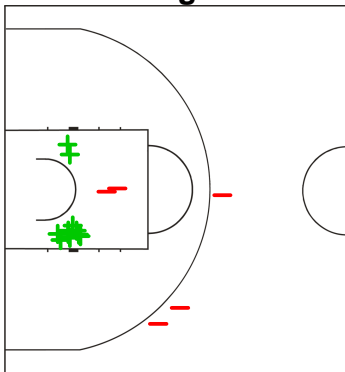
7 GUO Xiaochen



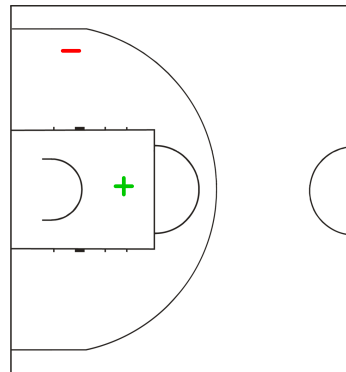
8 ZHAO Peiyi



9 SHAO Ting



10 WU Di



LEGEND

+ Shot Made

-

Shot Missed

Timing and Data Handling by Tissot



Game No: 23

Shot Chart

Схема бросков

CHN 67 vs 80 HUN

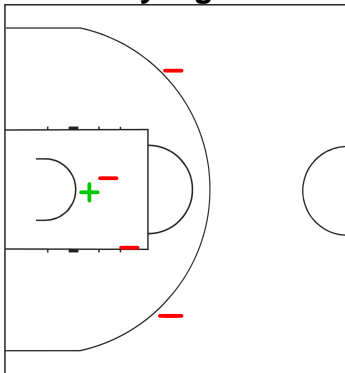
(24 - 23, 12 - 12, 16 - 21, 15 - 24)

Scoring by 5 min intervals:

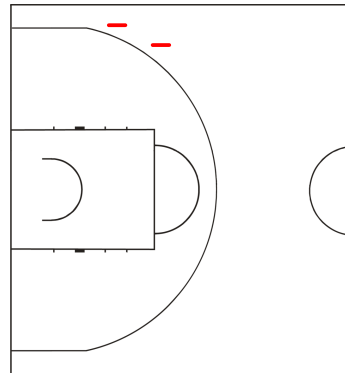
	Q1		Q2		Q3		Q4	
CHN	11	24	31	36	45	52	61	67
HUN	15	23	25	35	44	56	67	80

CHN - China

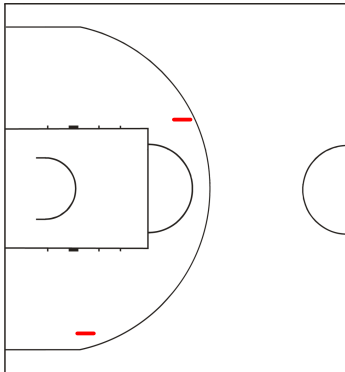
12 WU Siyang



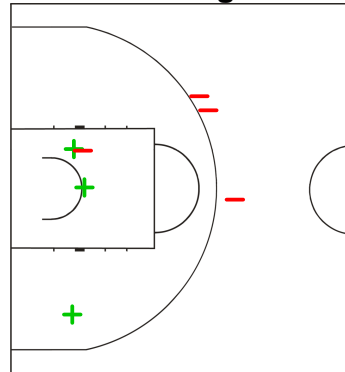
13 WANG Jinxian



14 FENG Danlei



15 GONG Fangzhu



LEGEND

+ Shot Made

-

Shot Missed

Timing and Data Handling by Tissot



Game No: 23

Shot Chart

Схема бросков

CHN 67 vs 80 HUN

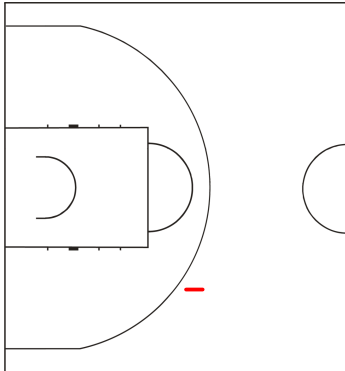
(24 - 23, 12 - 12, 16 - 21, 15 - 24)

Scoring by 5 min intervals:

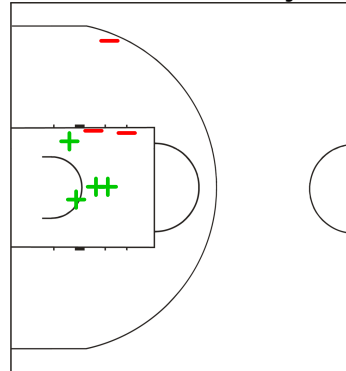
	Q1		Q2		Q3		Q4	
CHN	11	24	31	36	45	52	61	67
HUN	15	23	25	35	44	56	67	80

HUN - Hungary

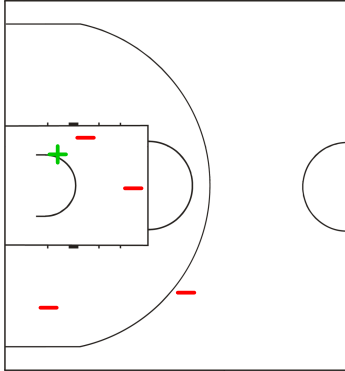
10 MANYOKI Judit Eszter



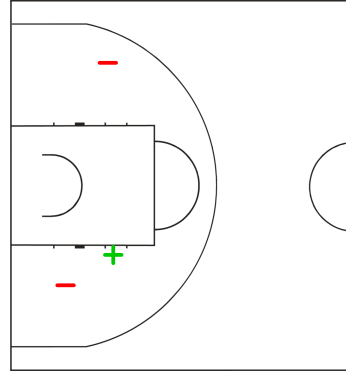
11 KRIVACEVIC Tijana



12 MANSARE Anna Manty



13 KOBOLAK Cintia Zsofia



LEGEND

+ Shot Made

-

Shot Missed

Timing and Data Handling by Tissot



Game No: 23

Lineup Analysis

Анализ

CHN 67 vs 80 HUN

CHN

Lineup efficiency

5	WANG M	8	ZHAO P	9	SHAO T	12	WU S	15	GONG F	11:58
7	GUO X	8	ZHAO P	9	SHAO T	10	WU D	15	GONG F	5:27
5	WANG M	7	GUO X	9	SHAO T	12	WU S	14	FENG D	3:42
5	WANG M	8	ZHAO P	9	SHAO T	10	WU D	15	GONG F	2:46
7	GUO X	8	ZHAO P	9	SHAO T	12	WU S	15	GONG F	2:43
5	WANG M	7	GUO X	9	SHAO T	12	WU S	15	GONG F	2:41
5	WANG M	9	SHAO T	10	WU D	12	WU S	15	GONG F	2:27
5	WANG M	8	ZHAO P	9	SHAO T	13	WANG J	15	GONG F	1:59
4	REN B	5	WANG M	9	SHAO T	12	WU S	14	FENG D	1:46
4	REN B	7	GUO X	9	SHAO T	12	WU S	15	GONG F	1:46
7	GUO X	8	ZHAO P	9	SHAO T	10	WU D	14	FENG D	1:27
4	REN B	9	SHAO T	12	WU S	13	WANG J	15	GONG F	0:58
4	REN B	6	LYU N	10	WU D	13	WANG J	14	FENG D	0:11
4	REN B	9	SHAO T	10	WU D	12	WU S	15	GONG F	0:09

Score development

5	WANG M	7	GUO X	9	SHAO T	12	WU S	14	FENG D	3:42	+7
4	REN B	7	GUO X	9	SHAO T	12	WU S	15	GONG F	1:46	+1
5	WANG M	8	ZHAO P	9	SHAO T	12	WU S	15	GONG F	11:58	+1
4	REN B	6	LYU N	10	WU D	13	WANG J	14	FENG D	0:11	0
5	WANG M	8	ZHAO P	9	SHAO T	13	WANG J	15	GONG F	1:59	-1
5	WANG M	9	SHAO T	10	WU D	12	WU S	15	GONG F	2:27	0
5	WANG M	7	GUO X	9	SHAO T	12	WU S	15	GONG F	2:41	0
7	GUO X	8	ZHAO P	9	SHAO T	12	WU S	15	GONG F	2:43	-1
5	WANG M	8	ZHAO P	9	SHAO T	10	WU D	15	GONG F	2:46	0
7	GUO X	8	ZHAO P	9	SHAO T	10	WU D	15	GONG F	5:27	0
4	REN B	9	SHAO T	10	WU D	12	WU S	15	GONG F	0:09	-2
4	REN B	9	SHAO T	12	WU S	13	WANG J	15	GONG F	0:58	-6
7	GUO X	8	ZHAO P	9	SHAO T	10	WU D	14	FENG D	1:27	-6
4	REN B	5	WANG M	9	SHAO T	12	WU S	14	FENG D	1:46	-6



Game No: 24

Start List

Стартовый список

AUS vs FIN

Referee: VECHERSKIS Mindaugas (LTU)

Umpire: PEDIEV Volodymyr (UKR) / BATBAYAR Ganzorig (MGL)

AUS - Australia

No.	Name	Pos	Height m / ft in	Age	Current Games Statistics						
					PPG	FG%	3FG%	FT%	RPG	APG	MPG (GP)
4	THOMPSON Olivia	C	/	20	13.0	79		100	2.5	0.0	13:08 (2)
5	MANSFIELD Lauren	G	/	23	1.0	0	0	100	3.5	1.5	16:25 (2)
6	LANGFORD Emma	C	/	24	7.0	27		100	4.0	1.5	16:30 (2)
7	LAVEY Tessa	F	/	20	7.5	50	17		2.0	5.0	21:11 (2)
8	CUMMING Stephanie	G	/	22	9.5	44	33	100	5.0	3.0	25:09 (2)
9	MADGEN Tess	F	/	22	16.0	73	88	75	5.0	4.0	22:34 (2)
10	KUNEK Alice	F	/	22	7.0	50	33	75	5.0	1.5	19:05 (2)
12	EBZERY Katie	F	/	23	9.5	70	100	100	3.0	3.5	17:40 (2)
13	BURTON Natalie	C	/	24	4.0	75		67	4.5	0.0	14:37 (2)
14	TOLO Marianna	F	/	24	8.5	89		33	4.5	1.0	17:46 (2)
15	BLICAVS Sara	F	/	20	3.5	30	0	50	5.5	0.5	15:51 (2)
Team			/	22.2	86.5	54	45	81	47.0	21.5	
Coach		BROWN Philip									
Assistant Coach		LUCAS Christopher									

AUS Played		
PR	HUN	79 - 53
PR	CHN	94 - 45
PR	FIN	10 JUL

FIN - Finland

No.	Name	Pos	Height m / ft in	Age	Current Games Statistics						
					PPG	FG%	3FG%	FT%	RPG	APG	MPG (GP)
4	BEDRETDIN Meral	F	1.74/5'9"	20	2.5	40	0	50	1.5	1.5	20:12 (2)
5	JÄRVIKANGAS Noora	C	1.84/6'0"	19	14.0	40	29	82	5.5	0.0	24:26 (2)
6	WAHLGREN Saara	F	1.72/5'8"	20	2.0	67		0	0.0	1.0	7:17 (2)
7	MÄKITALO Anni	F	1.75/5'9"	21	1.0	0		50	0.5	0.5	13:35 (2)
8	LEINO Emmi	F	1.82/6'0"	19	0.0	0	0		0.5	0.5	14:16 (2)
9	VAPAMAA Hanna	F	1.81/5'11"	22	1.0	33	0		1.0	0.5	3:13 (2)
10	GROSS Krista	F	1.83/6'0"	22	8.0	30	25	50	4.0	1.5	21:32 (2)
11	SALOMAA Henna	F	1.77/5'10"	24	11.5	50	45	33	3.0	1.5	28:29 (2)
12	LEHTORANTA Linda-Lotta	F	1.75/5'9"	21	13.5	39	31	71	3.5	5.0	29:36 (2)
13	SAARINEN Laura	C	1.86/6'1"	21	6.0	50	50	50	8.0	0.5	27:46 (2)
14	POUNDS Anissa	F	1.73/5'8"	20	1.0	0		100	0.5	0.0	3:28 (2)
15	PELANDER Sofia	C	1.88/6'2"	20	0.0				0.5	0.0	6:09 (2)
Team			1.79/5'10"	20.8	60.5	36	31	64	32.5	12.5	
Coach		MIROLYBOV Anton									
Assistant Coach		IMMONEN Jussi									

FIN Played		
PR	CHN	62 - 74
PR	HUN	59 - 64
PR	AUS	10 JUL

LEGEND

(1)	Point Guard	(2)	Shooting Guard	(3)	Small Forward	(4)	Power Forward	(5)	Centre
(C)	Captain	3FG%	3 Points Field Goals %	APG	Assists per Game	C	Centre	F	Forward
FG%	Field Goals %	FT%	Free Throws %	G	Guard	GP	Games Played	MPG	Minutes Played per Game
Pos	Playing Position	PPG	Points per Game	PR	Preliminary Round	RPG	Rebounds per Game		

Timing and Data Handling by Tissot



Game No: 24

Results

Результаты

Match Duration: 1:28

AUS 95 vs 46 FIN

(19:6, 23:8, 23:16, 30:16)

Referee: VECHERSKIS Mindaugas (LTU)

Commissioner:

Umpire: PEDIEV Volodymyr (UKR) / BATBAYAR Ganzorig (MGL)

Scoring by 5 min intervals:	AUS	Q1		Q2		Q3		Q4	
		FIN	13	19	33	42	57	65	81
		0	6	11	14	18	30	34	46

AUS - Australia

No.	Name	MIN	Field Goals		2 Points		3 Points		Free Throws		Rebounds			AS	TO	ST	BS	PF	FD	PTS
			M / A	%	M / A	%	M / A	%	M / A	%	OR	DR	TOT							
4	THOMPSON Olivia	12:34	5/8	63	5/8	63	0/0	0	2/2	100	2	4	6	2	3	1	1	3	1	12
5	MANSFIELD Lauren	12:02	1/2	50	1/2	50	0/0	0	0/0	0	0	1	1	3	1	2	1	1	0	2
6	LANGFORD Emma	10:58	1/5	20	1/5	20	0/0	0	0/0	0	3	1	4	1	2	1	0	0	0	2
7	LAVEY Tessa	23:45	0/4	0	0/3	0	0/1	0	0/0	0	0	3	3	8	3	2	0	1	0	0
*8	CUMMING Stephanie	21:02	4/8	50	4/7	57	0/1	0	4/4	100	2	1	3	3	1	1	0	2	2	12
*9	MADGEN Tess	32:18	8/11	73	6/7	86	2/4	50	0/2	0	2	3	5	5	2	2	1	1	2	18
*10	KUNEK Alice	22:29	9/10	90	6/7	86	3/3	100	5/5	100	2	4	6	1	2	1	0	2	5	26
*12	EBZERY Katie	19:15	2/6	33	2/4	50	0/2	0	2/2	100	4	2	6	1	2	1	1	2	2	6
13	BURTON Natalie	15:56	2/4	50	2/4	50	0/0	0	0/0	0	1	2	3	1	1	1	0	2	0	4
*14	TOLO Marianna	18:03	4/5	80	4/5	80	0/0	0	1/1	100	3	3	6	2	2	2	1	2	1	9
15	BLICAVS Sara	11:38	2/5	40	2/4	50	0/1	0	0/0	0	1	1	2	1	0	0	0	0	1	4
Team / Coach											2	4	6		0					
Totals			38/68	56	33/56	59	5/12	42	14/16	88	22	29	51	28	19	14	5	16	14	95
Coach		BROWN Philip																		
Assistant Coach		LUCAS Christopher																		

FIN - Finland

No.	Name	MIN	Field Goals		2 Points		3 Points		Free Throws		Rebounds			AS	TO	ST	BS	PF	FD	PTS
			M / A	%	M / A	%	M / A	%	M / A	%	OR	DR	TOT							
*4	BEDRETDIN Meral	20:04	1/8	13	1/6	17	0/2	0	0/0	0	0	0	0	1	7	2	0	3	2	2
*5	JÄRVIKANGAS Noora	28:30	4/7	57	3/5	60	1/2	50	1/1	100	1	0	1	0	1	0	0	1	2	10
*6	WAHLGREN Saara	14:24	2/7	29	0/4	0	2/3	67	0/0	0	0	0	0	0	0	0	0	0	0	6
7	MÄKITALO Anni	23:11	3/6	50	3/6	50	0/0	0	3/4	75	1	1	2	3	3	1	0	0	3	9
8	LEINO Emmi	8:45	0/1	0	0/1	0	0/0	0	0/0	0	0	0	0	0	1	0	0	2	1	0
9	VAPAMAA Hanna	13:36	1/3	33	0/0	0	1/3	33	0/0	0	0	3	3	0	3	1	2	2	3	3
*10	GROSS Krista	29:53	2/7	29	2/6	33	0/1	0	0/0	0	0	0	0	1	3	2	1	4	1	4
11	SALOMAA Henna	0:00	0/0	0	0/0	0	0/0	0	0/0	0	0	0	0	0	0	0	0	0	0	0
*12	LEHTORANTA Linda-Lotta	28:02	3/11	27	2/5	40	1/6	17	1/3	33	1	2	3	3	1	0	0	0	3	8
13	SAARINEN Laura	0:00	0/0	0	0/0	0	0/0	0	0/0	0	0	0	0	0	0	0	0	0	0	0
14	POUNDS Anissa	11:58	0/3	0	0/2	0	0/1	0	0/0	0	0	0	0	1	1	0	0	0	0	0
15	PELANDER Sofia	21:37	2/5	40	2/5	40	0/0	0	0/0	0	3	0	3	0	2	1	1	2	1	4
Team / Coach											6	1	7		2					
Totals			18/58	31	13/40	33	5/18	28	5/8	63	12	7	19	9	24	7	4	14	16	46
Coach		MIROLYBOV Anton																		
Assistant Coach		IMMONEN Jussi																		

	AUS	FIN
Points from Turnovers	25	14
Points in the Paint	54	26
Second Chance Points	11	4
Fast Break Points	11	0

	AUS	FIN
Biggest Lead	49	0
Biggest Scoring Run	15-0 (15-0)	6-0 (15-6)
Lead Changes		0
Times Tied		0

LEGEND			
%	Shooting Percentage	(C)	Captain
BS	Blocked Shots	DR	Defensive Rebounds
OR	Offensive Rebounds	OTx	Overtime
S	Suspended	ST	Steals
(I)	Injured	FD	Fouls Drawn
*	Starters	PF	Fouls
M / A	Made / Attempts	TO	Turnovers
PTS	Points	TOT	Total Rebounds
AS	Assists	MIN	Minutes Played
Qx	Quarter Time		

Timing and Data Handling by Tissot



Game No: 24

Shot Chart

Схема бросков

AUS 95 vs 46 FIN

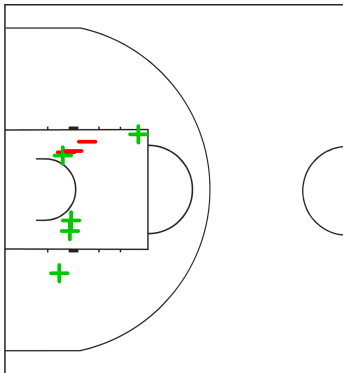
(19 - 6, 23 - 8, 23 - 16, 30 - 16)

Scoring by 5 min intervals:

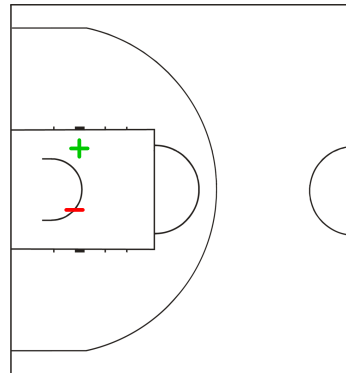
	Q1		Q2		Q3		Q4	
AUS	13	19	33	42	57	65	81	95
FIN	0	6	11	14	18	30	34	46

AUS - Australia

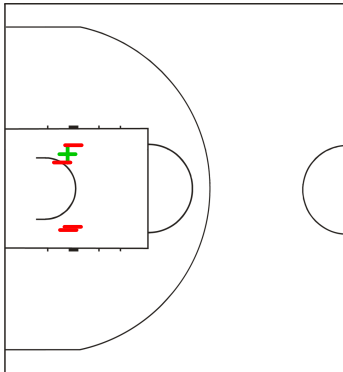
4 THOMPSON Olivia



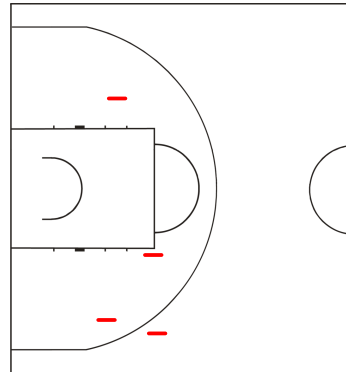
5 MANSFIELD Lauren



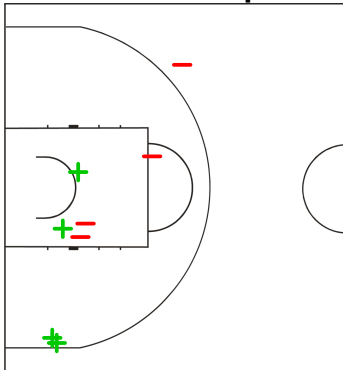
6 LANGFORD Emma



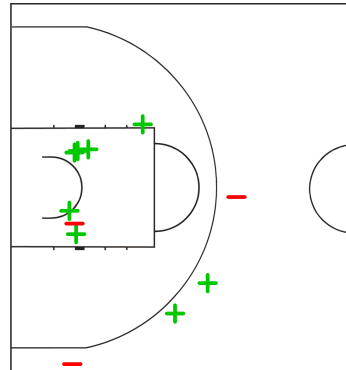
7 LAVEY Tessa



8 CUMMING Stephanie



9 MADGEN Tess



LEGEND

+ Shot Made

- Shot Missed

Timing and Data Handling by Tissot

Report Created WED 10 JUL 2013 22:06



Game No: 24

Shot Chart

Схема бросков

AUS 95 vs 46 FIN

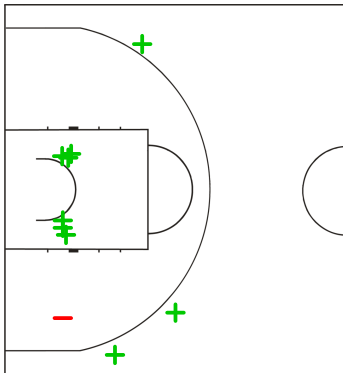
(19 - 6, 23 - 8, 23 - 16, 30 - 16)

Scoring by 5 min intervals:

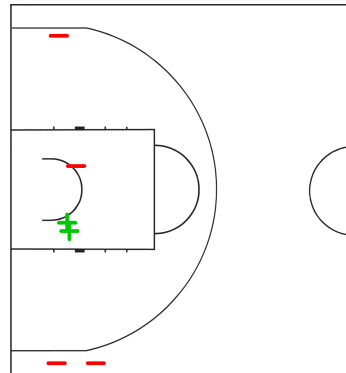
	Q1		Q2		Q3		Q4	
AUS	13	19	33	42	57	65	81	95
FIN	0	6	11	14	18	30	34	46

AUS - Australia

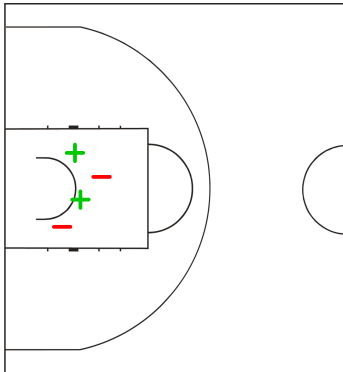
10 KUNEK Alice



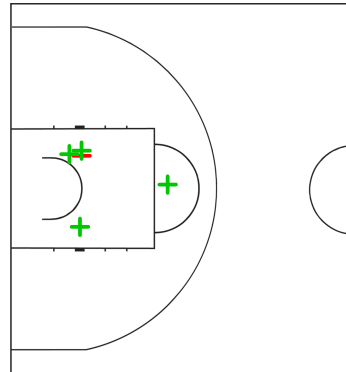
12 EBZERY Katie



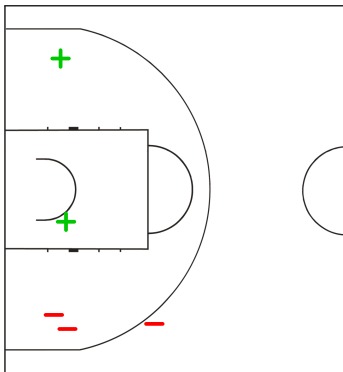
13 BURTON Natalie



14 TOLO Marianna



15 BLICAVS Sara



LEGEND

+ Shot Made

-

Shot Missed

Timing and Data Handling by Tissot



Game No: 24

Shot Chart

Схема бросков

AUS 95 vs 46 FIN

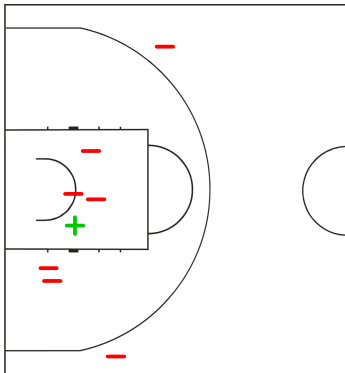
(19 - 6, 23 - 8, 23 - 16, 30 - 16)

Scoring by 5 min intervals:

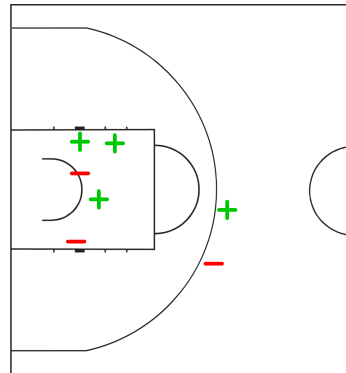
	Q1		Q2		Q3		Q4	
AUS	13	19	33	42	57	65	81	95
FIN	0	6	11	14	18	30	34	46

FIN - Finland

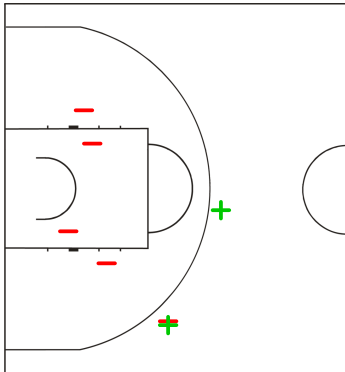
4 BEDRETDIN Meral



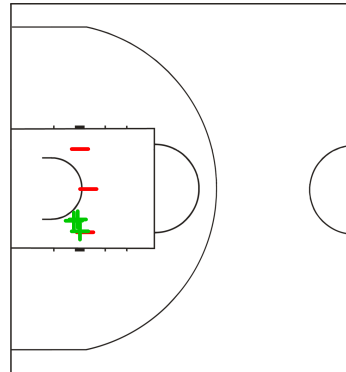
5 JÄRVIKANGAS Noora



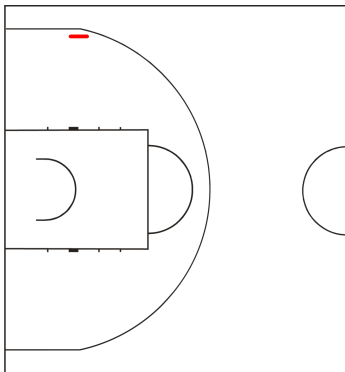
6 WAHLGREN Saara



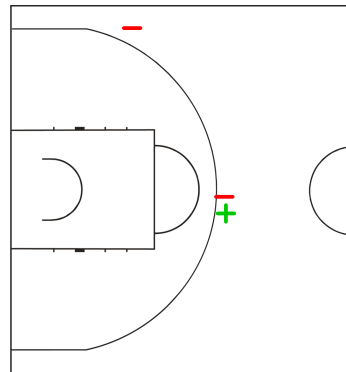
7 MÄKITALO Anni



8 LEINO Emmi



9 VAPAMAA Hanna



LEGEND

+ Shot Made

-

Shot Missed

Timing and Data Handling by Tissot



Game No: 24

Shot Chart

Схема бросков

AUS 95 vs 46 FIN

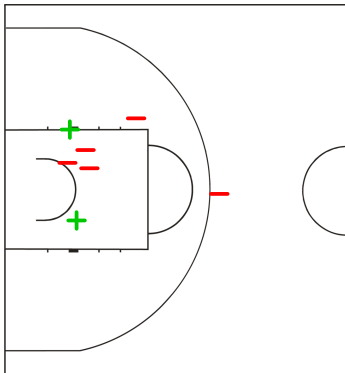
(19 - 6, 23 - 8, 23 - 16, 30 - 16)

Scoring by 5 min intervals:

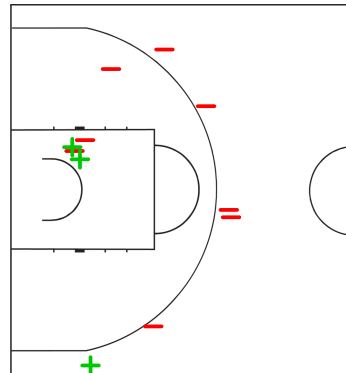
	Q1		Q2		Q3		Q4	
AUS	13	19	33	42	57	65	81	95
FIN	0	6	11	14	18	30	34	46

FIN - Finland

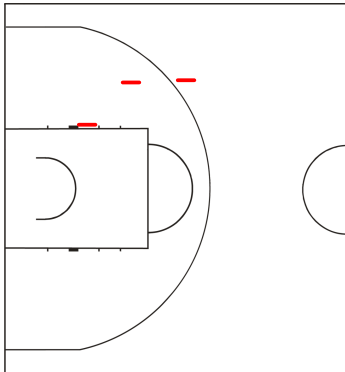
10 GROSS Krista



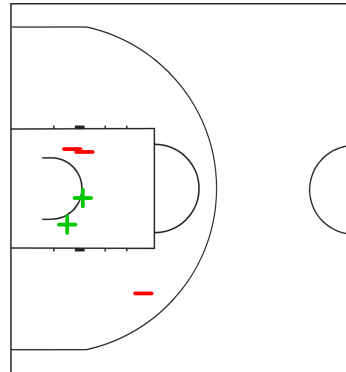
12 LEHTORANTA Linda-Lotta



14 POUNDS Anissa



15 PELANDER Sofia



LEGEND

+ Shot Made

-

Shot Missed

Timing and Data Handling by Tissot



Game No: 24

Lineup Analysis

Анализ

AUS 95 vs 46 FIN

AUS

Lineup efficiency

8 CUMMING S	9 MADGEN T	10 KUNEK A	12 EBZERY K	14 TOLO M	16:15
4 THOMPSON O	5 MANSFIELD L	6 LANGFORD E	7 LAVEY T	15 BLICAVS S	4:39
4 THOMPSON O	7 LAVEY T	9 MADGEN T	13 BURTON N	15 BLICAVS S	3:05
7 LAVEY T	8 CUMMING S	9 MADGEN T	10 KUNEK A	13 BURTON N	2:57
5 MANSFIELD L	6 LANGFORD E	7 LAVEY T	9 MADGEN T	13 BURTON N	2:20
4 THOMPSON O	7 LAVEY T	8 CUMMING S	13 BURTON N	15 BLICAVS S	1:50
4 THOMPSON O	7 LAVEY T	12 EBZERY K	13 BURTON N	15 BLICAVS S	1:13
5 MANSFIELD L	7 LAVEY T	9 MADGEN T	10 KUNEK A	14 TOLO M	1:04
4 THOMPSON O	7 LAVEY T	9 MADGEN T	12 EBZERY K	13 BURTON N	1:03
7 LAVEY T	9 MADGEN T	10 KUNEK A	13 BURTON N	15 BLICAVS S	0:51
7 LAVEY T	9 MADGEN T	10 KUNEK A	12 EBZERY K	14 TOLO M	0:44
4 THOMPSON O	5 MANSFIELD L	6 LANGFORD E	7 LAVEY T	9 MADGEN T	0:44
5 MANSFIELD L	6 LANGFORD E	7 LAVEY T	9 MADGEN T	10 KUNEK A	0:38

Score development

8 CUMMING S	9 MADGEN T	10 KUNEK A	12 EBZERY K	14 TOLO M	16:15	+32
7 LAVEY T	8 CUMMING S	9 MADGEN T	10 KUNEK A	13 BURTON N	2:57	+6
5 MANSFIELD L	7 LAVEY T	9 MADGEN T	10 KUNEK A	14 TOLO M	1:04	+5
4 THOMPSON O	5 MANSFIELD L	6 LANGFORD E	7 LAVEY T	9 MADGEN T	0:44	+4
4 THOMPSON O	7 LAVEY T	8 CUMMING S	13 BURTON N	15 BLICAVS S	1:50	+4
5 MANSFIELD L	6 LANGFORD E	7 LAVEY T	9 MADGEN T	13 BURTON N	2:20	+4
5 MANSFIELD L	6 LANGFORD E	7 LAVEY T	9 MADGEN T	10 KUNEK A	0:38	+1
7 LAVEY T	9 MADGEN T	10 KUNEK A	12 EBZERY K	14 TOLO M	0:44	0
7 LAVEY T	9 MADGEN T	10 KUNEK A	13 BURTON N	15 BLICAVS S	0:51	-1
4 THOMPSON O	5 MANSFIELD L	6 LANGFORD E	7 LAVEY T	15 BLICAVS S	4:39	0
4 THOMPSON O	7 LAVEY T	9 MADGEN T	12 EBZERY K	13 BURTON N	1:03	-2
4 THOMPSON O	7 LAVEY T	9 MADGEN T	13 BURTON N	15 BLICAVS S	3:05	-2
4 THOMPSON O	7 LAVEY T	12 EBZERY K	13 BURTON N	15 BLICAVS S	1:13	-4



Game No: 24

Lineup Analysis

Анализ

FIN

Lineup efficiency

4	BEDRETDIN M	5	JÄRVIKANGAS N	6	WAHLGREN S	10	GROSS K	12	LEHTORANTA L	8:02
7	MÄKITALO A	9	VAPAMAA H	10	GROSS K	12	LEHTORANTA L	15	PELANDER S	4:28
5	JÄRVIKANGAS N	7	MÄKITALO A	9	VAPAMAA H	14	POUNDS A	15	PELANDER S	4:20
4	BEDRETDIN M	5	JÄRVIKANGAS N	8	LEINO E	10	GROSS K	14	POUNDS A	3:37
4	BEDRETDIN M	7	MÄKITALO A	10	GROSS K	14	POUNDS A	15	PELANDER S	2:47
5	JÄRVIKANGAS N	6	WAHLGREN S	7	MÄKITALO A	12	LEHTORANTA L	15	PELANDER S	2:43
5	JÄRVIKANGAS N	6	WAHLGREN S	8	LEINO E	10	GROSS K	12	LEHTORANTA L	2:40
4	BEDRETDIN M	7	MÄKITALO A	10	GROSS K	12	LEHTORANTA L	15	PELANDER S	2:20
5	JÄRVIKANGAS N	7	MÄKITALO A	9	VAPAMAA H	12	LEHTORANTA L	15	PELANDER S	2:05
5	JÄRVIKANGAS N	7	MÄKITALO A	8	LEINO E	10	GROSS K	12	LEHTORANTA L	1:38
7	MÄKITALO A	9	VAPAMAA H	10	GROSS K	14	POUNDS A	15	PELANDER S	1:11
4	BEDRETDIN M	5	JÄRVIKANGAS N	6	WAHLGREN S	12	LEHTORANTA L	15	PELANDER S	0:59
5	JÄRVIKANGAS N	7	MÄKITALO A	9	VAPAMAA H	10	GROSS K	12	LEHTORANTA L	0:51
4	BEDRETDIN M	5	JÄRVIKANGAS N	7	MÄKITALO A	10	GROSS K	12	LEHTORANTA L	0:48
4	BEDRETDIN M	5	JÄRVIKANGAS N	8	LEINO E	10	GROSS K	12	LEHTORANTA L	0:47
4	BEDRETDIN M	9	VAPAMAA H	10	GROSS K	12	LEHTORANTA L	15	PELANDER S	0:41
4	BEDRETDIN M	8	LEINO E	10	GROSS K	14	POUNDS A	15	PELANDER S	0:03

Score development

7	MÄKITALO A	9	VAPAMAA H	10	GROSS K	14	POUNDS A	15	PELANDER S	1:11	+2
7	MÄKITALO A	9	VAPAMAA H	10	GROSS K	12	LEHTORANTA L	15	PELANDER S	4:28	+1
4	BEDRETDIN M	8	LEINO E	10	GROSS K	14	POUNDS A	15	PELANDER S	0:03	0
4	BEDRETDIN M	5	JÄRVIKANGAS N	8	LEINO E	10	GROSS K	12	LEHTORANTA L	0:47	-1
4	BEDRETDIN M	5	JÄRVIKANGAS N	7	MÄKITALO A	10	GROSS K	12	LEHTORANTA L	0:48	-1
5	JÄRVIKANGAS N	7	MÄKITALO A	9	VAPAMAA H	10	GROSS K	12	LEHTORANTA L	0:51	-1
4	BEDRETDIN M	5	JÄRVIKANGAS N	6	WAHLGREN S	12	LEHTORANTA L	15	PELANDER S	0:59	0
5	JÄRVIKANGAS N	7	MÄKITALO A	9	VAPAMAA H	12	LEHTORANTA L	15	PELANDER S	2:05	-1
5	JÄRVIKANGAS N	6	WAHLGREN S	8	LEINO E	10	GROSS K	12	LEHTORANTA L	2:40	-1
4	BEDRETDIN M	9	VAPAMAA H	10	GROSS K	12	LEHTORANTA L	15	PELANDER S	0:41	-2
5	JÄRVIKANGAS N	7	MÄKITALO A	9	VAPAMAA H	14	POUNDS A	15	PELANDER S	4:20	-2
5	JÄRVIKANGAS N	6	WAHLGREN S	7	MÄKITALO A	12	LEHTORANTA L	15	PELANDER S	2:43	-3
4	BEDRETDIN M	5	JÄRVIKANGAS N	8	LEINO E	10	GROSS K	14	POUNDS A	3:37	-3
4	BEDRETDIN M	7	MÄKITALO A	10	GROSS K	12	LEHTORANTA L	15	PELANDER S	2:20	-4
5	JÄRVIKANGAS N	7	MÄKITALO A	8	LEINO E	10	GROSS K	12	LEHTORANTA L	1:38	-5
4	BEDRETDIN M	7	MÄKITALO A	10	GROSS K	14	POUNDS A	15	PELANDER S	2:47	-9
4	BEDRETDIN M	5	JÄRVIKANGAS N	6	WAHLGREN S	10	GROSS K	12	LEHTORANTA L	8:02	-19

LEGEND

+ Shot Made - Shot Missed

Timing and Data Handling by Tissot

Report Created WED 10 JUL 2013 22:06



Result Book

27th Summer Universiade in Kazan 2013



Basketball

Women's Quarterfinals





Game No: 29

Start List

Стартовый список

CHN vs JPN

Referee: BELIAKOV Sergei (RUS)

Umpire: SCHMIDT Boris (GER) / ALBLOUSHI Hussain (UAE)

CHN - China

No.	Name	Pos	Height m / ft in	Age	Current Games Statistics						
					PPG	FG%	3FG%	FT%	RPG	APG	MPG (GP)
4	REN Bingjie	C	1.93/6'4"	23	4.0	44			2.5	0.0	15:46 (2)
5	WANG Miqi	C	1.83/6'0"	23	11.7	47	67	50	3.0	1.3	23:25 (3)
6	LYU Ningning	G	1.76/5'9"	21	0.0				1.0	1.0	10:21 (2)
7	GUO Xiaochen	C	1.85/6'1"	20	4.5	33		50	3.5	4.5	23:19 (2)
8	ZHAO Peiyi	C	1.90/6'3"	23	5.3	47			4.0	0.7	23:14 (3)
9	SHAO Ting	F	1.85/6'1"	23	17.3	58	0	63	6.3	3.7	28:09 (3)
10	WU Di	F	1.83/6'0"	19	6.0	47		67	1.3	0.7	16:27 (3)
11	ZHAO Xuetong	F	1.85/6'1"	19	0.0				0.0	0.0	0:00 (0)
12	WU Siyang	F	1.82/6'0"	22	3.3	16	7	25	3.3	1.0	28:07 (3)
13	WANG Jinxian	F	1.82/6'0"	23	1.0	8	8		2.0	0.3	8:49 (3)
14	FENG Danlei	G	1.70/5'7"	19	1.7	29	0	50	0.0	0.7	12:03 (3)
15	GONG Fangzhu	G	1.67/5'6"	22	10.0	50	33	83	4.3	1.3	26:45 (3)
Team			1.82/6'0"	21.4	62.0	41	16	60	33.3	13.3	
Coach		LI Sunnan									
Assistant Coach		SONG Lulu									

CHN Played		
PR	FIN	74 - 62
PR	AUS	45 - 94
PR	HUN	67 - 80


JPN - Japan

No.	Name	Pos	Height m / ft in	Age	Current Games Statistics						
					PPG	FG%	3FG%	FT%	RPG	APG	MPG (GP)
4	AMANO Kayoko	F	1.80/5'11"	23	1.7	29		50	2.3	0.3	19:42 (3)
5	SONODA Nao	F	1.78/5'10"	23	3.7	13		82	1.0	0.3	16:41 (3)
6	KURIHARA Mika	G	1.76/5'9"	24	6.3	26	38	100	2.3	0.7	16:59 (3)
7	IKEUCHI Yuri	F	1.80/5'11"	24	1.0	0	0	100	1.5	0.0	17:50 (2)
8	IJU Minami	G	1.68/5'6"	22	9.0	31	22	64	3.0	1.7	17:19 (3)
9	HONDA Masami	F	1.76/5'9"	22	9.7	44	40	71	3.7	0.3	29:15 (3)
10	OCHIAI Satomi	G	1.65/5'5"	22	5.0	28	23	100	2.7	1.7	25:02 (3)
11	SHINOZAKI Mio	G	1.66/5'5"	21	18.0	40	38	75	4.3	2.7	30:54 (3)
12	KOSUGE Yuka	C	1.80/5'11"	21	4.7	38	0	67	2.7	0.3	18:28 (3)
13	KATO Yuki	F	1.77/5'10"	21	1.5	50		100	0.0	0.5	13:20 (2)
14	SEZAKI Rina	G	1.62/5'4"	21	0.0				0.0	0.0	0:00 (0)
15	HASHIZUME Mari	C	1.82/6'0"	21	0.5			50	1.5	0.0	7:15 (2)
Team			1.74/5'9"	22.1	60.0	33	31	74	27.3	8.3	
Coach		HAGIWARA Mikiko									
Assistant Coach		NODERA Kazuhiko MORIYA Shiho									

JPN Played		
PR	CAN	48 - 76
PR	TPE	64 - 69
PR	UKR	68 - 66

LEGEND

(1)	Point Guard	(2)	Shooting Guard	(3)	Small Forward	(4)	Power Forward	(5)	Centre
(C)	Captain	3FG%	3 Points Field Goals %	APG	Assists per Game	C	Centre	F	Forward
FG%	Field Goals %	FT%	Free Throws %	G	Guard	GP	Games Played	MPG	Minutes Played per Game
Pos	Playing Position	PPG	Points per Game	PR	Preliminary Round	RPG	Rebounds per Game		

Timing and Results provided by  TISSOT



Game No: 29

Results
Результаты

Attendance: 196

Match Duration: 1:59

CHN 80 vs 74 JPN
(15:19, 23:18, 15:22, 27:15)

Referee: BELIAKOV Sergei (RUS)

Commissioner:

Umpire: SCHMIDT Boris (GER) / ALBLOUSHI Hussain (UAE)

Scoring by 5 min intervals:	CHN	Q1		Q2		Q3		Q4	
		M	A	M	A	M	A	M	A
	6	15	22	38	43	53	68	80	
	9	19	26	37	47	59	63	74	

CHN - China

No.	Name	MIN	Field Goals		2 Points		3 Points		Free Throws		Rebounds			AS	TO	ST	BS	PF	FD	PTS
			M/A	%	M/A	%	M/A	%	M/A	%	OR	DR	TOT							
4	REN Bingjie	5:01	1/2	50	1/2	50	0/0	0	0/0	0	0	3	3	0	0	0	0	1	0	2
5	WANG Miqi	11:33	1/4	25	1/4	25	0/0	0	0/0	0	1	1	2	1	0	0	0	3	0	2
6	LYU Ningning	0:00	0/0	0	0/0	0	0/0	0	0/0	0	0	0	0	0	0	0	0	0	0	0
*7	GUO Xiaochen	32:30	7/11	64	7/11	64	0/0	0	3/6	50	2	0	2	1	2	1	0	4	7	17
*8	ZHAO Peiyi	4:58	0/0	0	0/0	0	0/0	0	0/0	0	0	1	1	0	0	0	0	1	1	0
*9	SHAO Ting	39:02	5/11	45	5/10	50	0/1	0	6/8	75	2	10	12	6	3	5	0	3	7	16
10	WU Di	25:01	5/10	50	2/6	33	3/4	75	3/3	100	0	2	2	1	0	0	0	3	2	16
11	ZHAO Xuetong	0:00	0/0	0	0/0	0	0/0	0	0/0	0	0	0	0	0	0	0	0	0	0	0
*12	WU Siyang	40:00	8/16	50	6/12	50	2/4	50	1/3	33	0	2	2	0	3	3	1	1	2	19
13	WANG Jinxian	1:55	0/1	0	0/0	0	0/1	0	0/0	0	1	0	1	0	0	0	0	2	0	0
14	FENG Danlei	6:31	1/1	100	1/1	100	0/0	0	0/0	0	0	0	0	0	1	0	0	1	1	2
*15	GONG Fangzhu	33:29	3/6	50	3/5	60	0/1	0	0/0	0	1	2	3	2	3	0	0	2	0	6
Team / Coach																				
Totals			31/62	50	26/51	51	5/11	45	13/20	65	9	22	31	11	12	9	1	25	20	80
Coach		LI Sunnan																		
Assistant Coach		SONG Lulu																		

JPN - Japan

No.	Name	MIN	Field Goals		2 Points		3 Points		Free Throws		Rebounds			AS	TO	ST	BS	PF	FD	PTS
			M/A	%	M/A	%	M/A	%	M/A	%	OR	DR	TOT							
*4	AMANO Kayoko	15:46	1/2	50	1/2	50	0/0	0	0/0	0	1	2	3	0	2	0	0	4	1	2
*5	SONODA Nao	34:24	4/7	57	4/7	57	0/0	0	8/9	89	0	3	3	1	1	1	0	3	8	16
6	KURIHARA Mika	11:50	0/3	0	0/0	0	0/3	0	2/2	100	0	2	2	1	2	0	0	2	2	2
7	IKEUCHI Yuri	0:00	0/0	0	0/0	0	0/0	0	0/0	0	0	0	0	0	0	0	0	0	0	0
8	IJU Minami	22:17	5/14	36	3/9	33	2/5	40	1/2	50	2	1	3	2	3	1	0	1	2	13
*9	HONDA Masami	31:38	1/5	20	1/3	33	0/2	0	6/6	100	0	2	2	2	0	0	0	1	3	8
*10	OCHIAI Satomi	22:47	4/10	40	2/6	33	2/4	50	1/1	100	1	3	4	1	1	1	0	1	2	11
*11	SHINOZAKI Mio	32:37	6/17	35	6/10	60	0/7	0	2/4	50	2	6	8	1	4	0	0	3	2	14
12	KOSUGE Yuka	21:20	4/4	100	4/4	100	0/0	0	0/0	0	3	3	6	0	2	0	0	4	1	8
13	KATO Yuki	7:21	0/0	0	0/0	0	0/0	0	0/0	0	1	2	3	0	2	0	0	1	0	0
14	SEZAKI Rina	0:00	0/0	0	0/0	0	0/0	0	0/0	0	0	0	0	0	0	0	0	0	0	0
15	HASHIZUME Mari	0:00	0/0	0	0/0	0	0/0	0	0/0	0	0	0	0	0	0	0	0	0	0	0
Team / Coach																				
Totals			25/62	40	21/41	51	4/21	19	20/24	83	12	25	37	8	17	3	0	20	21	74
Coach		HAGIWARA Mikiko																		
Assistant Coach		NODERA Kazuhiko MORIYA Shiho																		

	CHN	JPN
Points from Turnovers	22	12
Points in the Paint	48	26
Second Chance Points	11	4
Fast Break Points	0	0

	CHN	JPN
Biggest Lead	6	7
Biggest Scoring Run	10-0 (63-59)	7-0 (2-7)
Lead Changes	4	
Times Tied	1	

LEGEND			
%	Shooting Percentage	(C)	Captain
BS	Blocked Shots	DR	Defensive Rebounds
OR	Offensive Rebounds	OTx	Overtime
S	Suspended	ST	Steals
(I)	Injured	FD	Fouls Drawn
*	Starters	PF	Fouls
M/A	Made / Attempts	TO	Turnovers
PTS	Points	AS	Assists
TOT	Total Rebounds	MIN	Minutes Played
		Qx	Quarter Time

Timing and Results provided by TISSOT



Game No: 29

Shot Chart

Схема бросков

CHN 80 vs 74 JPN

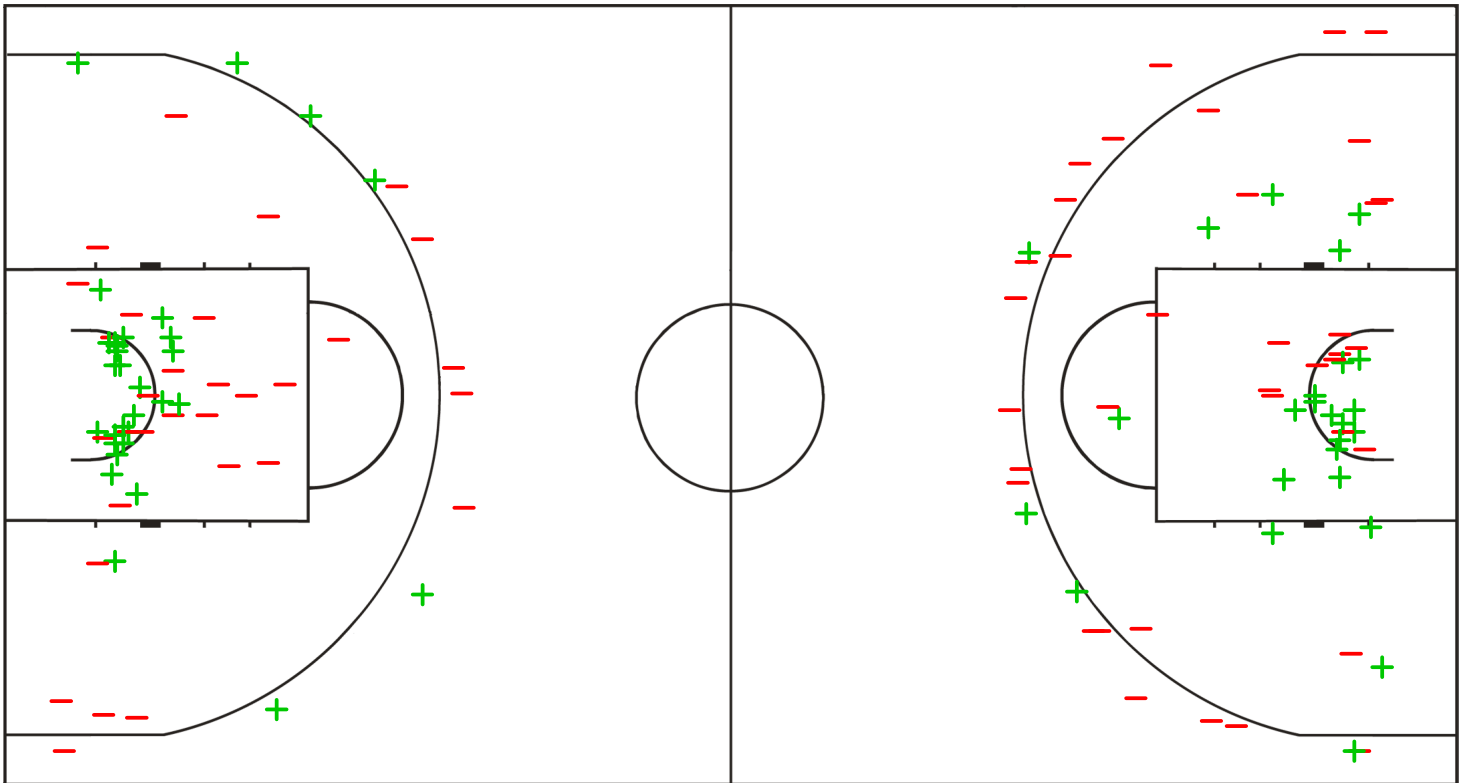
(15 - 19, 23 - 18, 15 - 22, 27 - 15)

Scoring by 5 min intervals:

	Q1		Q2		Q3		Q4	
CHN	6	15	22	38	43	53	68	80
JPN	9	19	26	37	47	59	63	74

CHN - China

JPN - Japan



LEGEND

+ Shot Made

- Shot Missed

Timing and Results provided by **TISSOT**



Game No: 29

Shot Chart

Схема бросков

CHN 80 vs 74 JPN

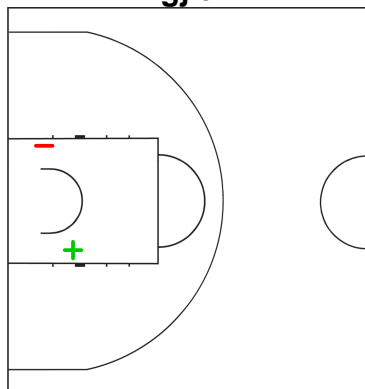
(15 - 19, 23 - 18, 15 - 22, 27 - 15)

Scoring by 5 min intervals:

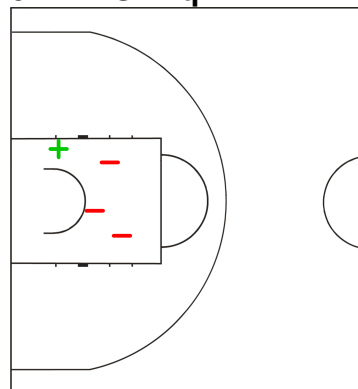
	Q1		Q2		Q3		Q4	
CHN	6	15	22	38	43	53	68	80
JPN	9	19	26	37	47	59	63	74

CHN - China

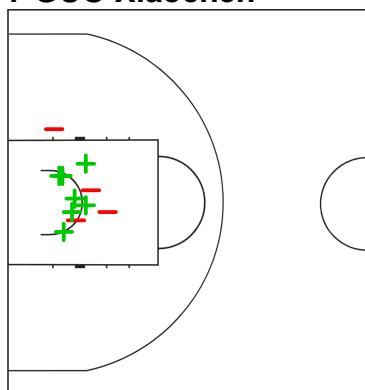
4 REN Bingjie



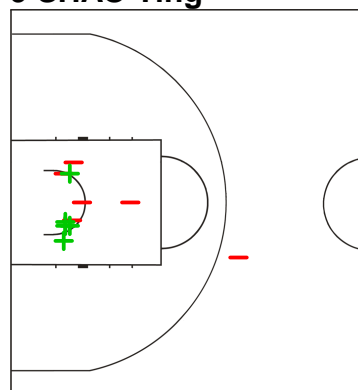
5 WANG Miqi



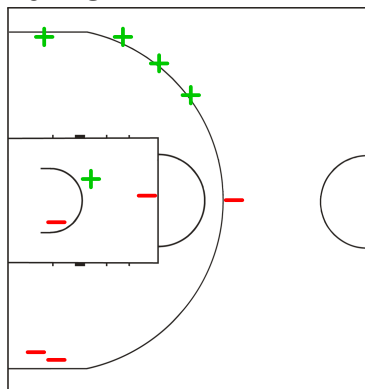
7 GUO Xiaochen



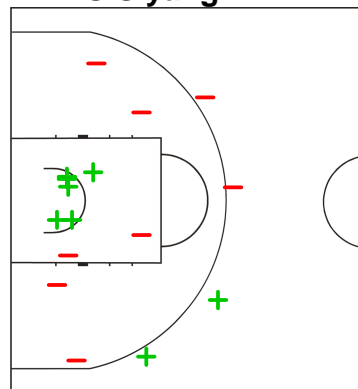
9 SHAO Ting



10 WU Di



12 WU Siyang



LEGEND

+ Shot Made

- Shot Missed

Timing and Results provided by **TISSOT**



Game No: 29

Shot Chart

Схема бросков

CHN 80 vs 74 JPN

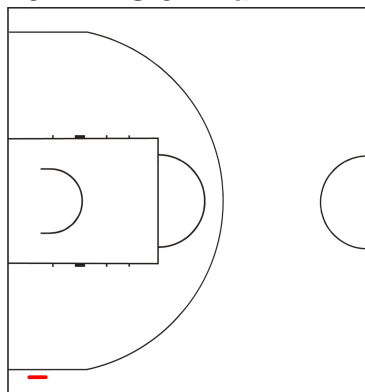
(15 - 19, 23 - 18, 15 - 22, 27 - 15)

Scoring by 5 min intervals:

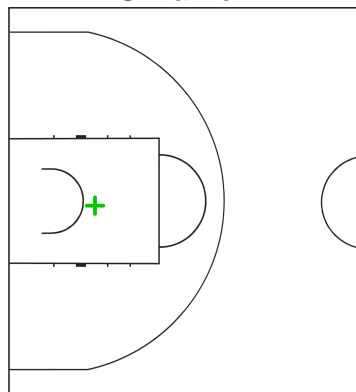
	Q1		Q2		Q3		Q4	
CHN	6	15	22	38	43	53	68	80
JPN	9	19	26	37	47	59	63	74

CHN - China

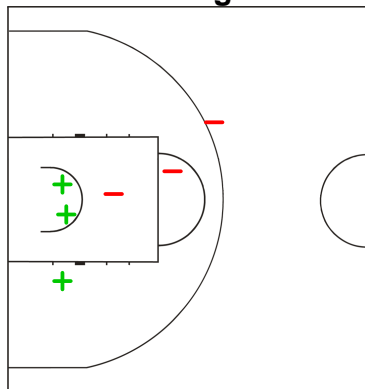
13 WANG Jinxian



14 FENG Danlei



15 GONG Fangzhu



LEGEND

+ Shot Made

- Shot Missed

Timing and Results provided by **TISSOT**



Game No: 29

Shot Chart

Схема бросков

CHN 80 vs 74 JPN

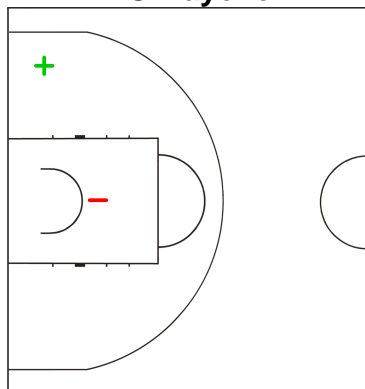
(15 - 19, 23 - 18, 15 - 22, 27 - 15)

Scoring by 5 min intervals:

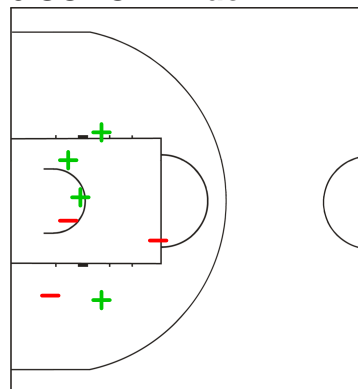
	Q1		Q2		Q3		Q4	
CHN	6	15	22	38	43	53	68	80
JPN	9	19	26	37	47	59	63	74

JPN - Japan

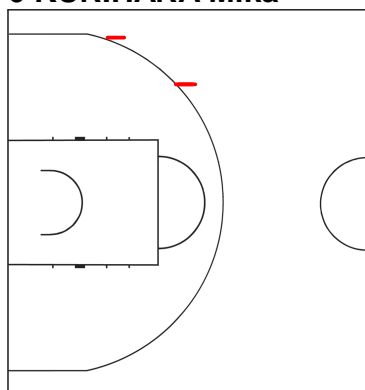
4 AMANO Kayoko



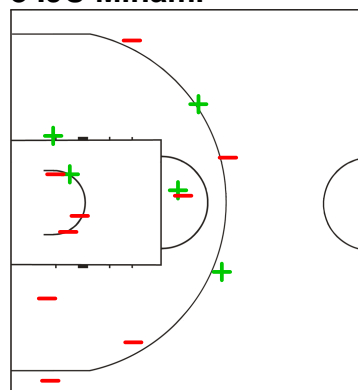
5 SONODA Nao



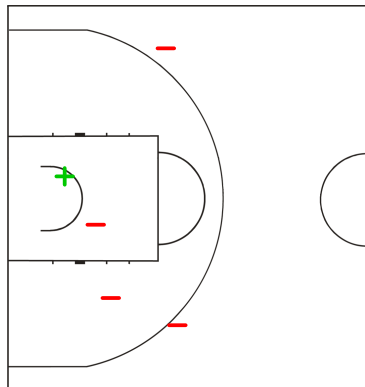
6 KURIHARA Mika



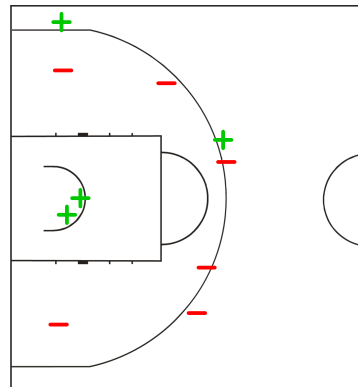
8 IJU Minami



9 HONDA Masami



10 OCHIAI Satomi



LEGEND

+ Shot Made

-

Shot Missed

Timing and Results provided by **TISSOT**



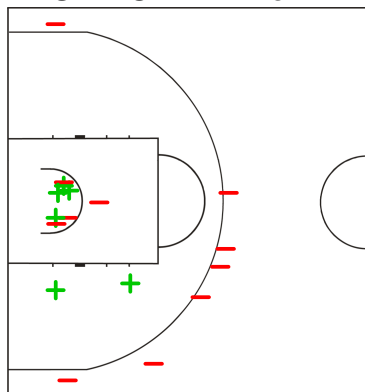
Game No: 29

Shot Chart
Схема бросков

CHN 80 vs 74 JPN
(15 - 19, 23 - 18, 15 - 22, 27 - 15)

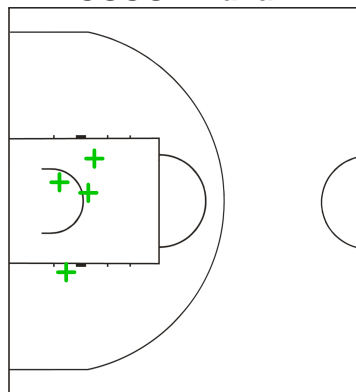
Scoring by 5 min intervals:		Q1		Q2		Q3		Q4	
CHN		6	15	22	38	43	53	68	80
JPN		9	19	26	37	47	59	63	74

11 SHINOZAKI Mio



JPN - Japan

12 KOSUGE Yuka



LEGEND

+ Shot Made

- Shot Missed



Game No: 29

Lineup Analysis

Анализ

CHN 80 vs 74 JPN

CHN

Lineup efficiency

7 GUO X	9 SHAO T	10 WU D	12 WU S	15 GONG F	16:33
5 WANG M	7 GUO X	9 SHAO T	12 WU S	15 GONG F	8:14
4 REN B	9 SHAO T	10 WU D	12 WU S	15 GONG F	5:01
5 WANG M	7 GUO X	9 SHAO T	12 WU S	14 FENG D	3:19
9 SHAO T	10 WU D	12 WU S	13 WANG J	15 GONG F	1:55
7 GUO X	8 ZHAO P	9 SHAO T	12 WU S	15 GONG F	1:46
7 GUO X	8 ZHAO P	9 SHAO T	12 WU S	14 FENG D	1:40
7 GUO X	8 ZHAO P	10 WU D	12 WU S	14 FENG D	0:58
8 ZHAO P	9 SHAO T	10 WU D	12 WU S	14 FENG D	0:34

Score development

7 GUO X	9 SHAO T	10 WU D	12 WU S	15 GONG F	16:33	+14
5 WANG M	7 GUO X	9 SHAO T	12 WU S	14 FENG D	3:19	+3
7 GUO X	8 ZHAO P	10 WU D	12 WU S	14 FENG D	0:58	+1
7 GUO X	8 ZHAO P	9 SHAO T	12 WU S	15 GONG F	1:46	0
9 SHAO T	10 WU D	12 WU S	13 WANG J	15 GONG F	1:55	-1
4 REN B	9 SHAO T	10 WU D	12 WU S	15 GONG F	5:01	-1
7 GUO X	8 ZHAO P	9 SHAO T	12 WU S	14 FENG D	1:40	-2
8 ZHAO P	9 SHAO T	10 WU D	12 WU S	14 FENG D	0:34	-4
5 WANG M	7 GUO X	9 SHAO T	12 WU S	15 GONG F	8:14	-4



Game No: 25

Start List

Стартовый список

USA vs SWE

Referee: IVANOVIC Ivana (SRB)

Umpire: VETROV Evgeny (RUS) / LASUIK Karen (CAN)

USA - United States

No.	Name	Pos	Height m / ft in	Age	Current Games Statistics						
					PPG	FG%	3FG%	FT%	RPG	APG	MPG (GP)
4	SIMS Odyssey	G	/	20	8.7	56	25	78	0.7	7.3	19:04 (3)
5	MASSENGALE Ariel	G	/	20	4.3	50	33	75	0.3	2.0	17:57 (3)
6	HARTLEY Bria	G	/	20	11.0	48	33	86	2.7	4.0	20:34 (3)
7	ELLENBERG-WILEY Aaryn	G	/	20	14.0	47	44	67	3.0	0.3	18:56 (3)
8	SCHIMMEL Shoni	G	/	21	7.7	53	17	100	1.7	4.3	17:49 (3)
9	BRADFORD Crystal	G	/	19	9.7	61	0	33	5.7	1.7	15:15 (3)
10	HOOPER Jordan	F	/	21	7.7	43	29	100	6.3	0.3	14:27 (3)
11	LEWIS Kaleena	F	/	19	14.0	61	36	100	6.3	1.3	19:24 (3)
12	GRAY Reshanda	F	/	20	6.0	90			2.3	0.0	8:58 (3)
13	LISTON Patricia	G	/	21	12.0	48	38	100	3.7	1.7	17:54 (3)
14	HARBERTS Cassandra	F	/	21	8.7	69		80	3.7	1.0	17:49 (3)
15	PLAISANCE Theresa	F	/	21	5.0	55		100	7.0	0.7	11:49 (3)
Team			/	20.3	108.7	55	34	82	49.7	24.7	
Coach		COALE Sherri									
Assistant Coach		GIORGIS Brian									

USA Played		
PR	MLI	120 - 32
PR	CZE	101 - 61
PR	BRA	105 - 75


SWE - Sweden

No.	Name	Pos	Height m / ft in	Age	Current Games Statistics						
					PPG	FG%	3FG%	FT%	RPG	APG	MPG (GP)
4	HANSON Pernilla	F	1.81/5'11"	22	1.0	7	0	50	6.0	2.0	16:51 (3)
5	LOYD Kalis	F	1.84/6'0"	24	10.0	37	44	60	6.0	0.7	23:31 (3)
6	LOOB Josefina	F	1.84/6'0"	22	4.0	40			2.5	2.0	14:12 (2)
7	DRAMMEH Binta	G	1.80/5'11"	21	19.7	48	33	84	6.3	0.3	26:09 (3)
8	NYBOM Kristina	G	1.72/5'8"	23	3.5	29	33	50	2.5	1.0	14:56 (2)
9	GULTEKIN Maryam	G	1.68/5'6"	22	8.3	60	60	100	1.7	3.0	19:51 (3)
10	HAMILTON CARTER Danielle	C	1.91/6'3"	23	7.0	44		63	4.7	0.0	19:51 (3)
11	STALVANT Martina	G	1.76/5'9"	24	8.3	47	25	88	0.3	1.7	22:53 (3)
12	MILENKOVIC Katarina	F	1.82/6'0"	22	8.5	46	0	83	4.0	0.5	15:30 (2)
13	KABENGANO Salome	G	1.78/5'10"	21	6.3	50	0	20	3.7	1.3	18:07 (3)
14	AHLIN Tilde	F	1.87/6'2"	22	4.0	30	0		2.7	1.7	17:16 (3)
15	ANGEL Louise	C	1.88/6'2"	22	3.0	40		100	3.0	1.5	8:32 (2)
Team			1.81/5'11"	22.3	77.3	41	33	72	44.7	14.0	
Coach		LEMAN David									
Assistant Coach		BOULDWIN Hanna									

SWE Played		
PR	POL	69 - 48
PR	MGL	95 - 21
PR	RUS	68 - 74

LEGEND

(1)	Point Guard	(2)	Shooting Guard	(3)	Small Forward	(4)	Power Forward	(5)	Centre
(C)	Captain	3FG%	3 Points Field Goals %	APG	Assists per Game	C	Centre	F	Forward
FG%	Field Goals %	FT%	Free Throws %	G	Guard	GP	Games Played	MPG	Minutes Played per Game
Pos	Playing Position	PPG	Points per Game	PR	Preliminary Round	QF	Quarterfinal	RPG	Rebounds per Game

Timing and Results provided by  TISSOT



Game No: 25

Results
Результаты

Attendance: 150

Match Duration: 1:44

USA 103 vs 72 SWE
(26:24, 25:16, 24:16, 28:16)

Referee: IVANOVIC Ivana (SRB)

Commissioner:

Umpire: VETROV Evgeny (RUS) / LASUIK Karen (CAN)

Scoring by 5 min intervals:	USA	Q1		Q2		Q3		Q4	
		15	26	37	51	58	75	88	103
	SWE	11	24	34	40	52	56	64	72

USA - United States

No.	Name	MIN	Field Goals		2 Points		3 Points		Free Throws		Rebounds			AS	TO	ST	BS	PF	FD	PTS
			M/A	%	M/A	%	M/A	%	M/A	%	OR	DR	TOT							
*4	SIMS Odyssey	26:07	5/11	45	4/7	57	1/4	25	9/9	100	0	2	2	3	7	2	0	3	8	20
5	MASSENDALE Ariel	23:24	4/6	67	3/5	60	1/1	100	0/0	0	0	3	3	4	3	1	0	2	0	9
*6	HARTLEY Bria	25:55	6/13	46	3/8	38	3/5	60	2/3	67	0	5	5	2	1	1	0	0	4	17
*7	ELLENBERG-WILEY Aaryn	19:18	2/7	29	2/4	50	0/3	0	0/0	0	1	4	5	1	2	0	0	0	3	4
8	SCHIMMEL Shoni	7:03	0/0	0	0/0	0	0/0	0	0/0	0	0	0	0	1	1	0	0	1	0	0
9	BRADFORD Crystal	14:31	5/8	63	4/6	67	1/2	50	0/0	0	2	4	6	0	1	1	0	1	0	11
10	HOOPER Jordan	9:13	1/3	33	1/2	50	0/1	0	0/2	0	0	2	2	1	0	1	0	3	1	2
*11	LEWIS Kaleena	22:55	4/9	44	3/5	60	1/4	25	0/0	0	3	4	7	2	1	1	0	3	0	9
12	GRAY Reshanda	11:38	2/3	67	2/3	67	0/0	0	2/3	67	2	2	4	1	0	0	0	3	3	6
13	LISTON Patricia	14:50	3/5	60	0/1	0	3/4	75	2/2	100	0	3	3	0	1	1	0	0	1	11
14	HARBERTS Cassandra	14:47	3/3	100	3/3	100	0/0	0	0/0	0	1	2	3	1	0	0	0	5	1	6
*15	PLAISANCE Theresa	10:19	3/3	100	3/3	100	0/0	0	2/2	100	2	0	2	1	1	0	0	1	2	8
Team / Coach											2	2	4							
Totals			38/71	54	28/47	60	10/24	42	17/21	81	13	33	46	17	18	8	0	22	23	103
Coach		COALE Sherri																		
Assistant Coach		GIORGIS Brian																		

SWE - Sweden

No.	Name	MIN	Field Goals		2 Points		3 Points		Free Throws		Rebounds			AS	TO	ST	BS	PF	FD	PTS
			M/A	%	M/A	%	M/A	%	M/A	%	OR	DR	TOT							
4	HANSON Pernilla	16:15	0/4	0	0/2	0	0/2	0	2/2	100	0	3	3	0	0	2	0	1	2	2
*5	LOYD Kais	26:47	3/11	27	3/9	33	0/2	0	1/2	50	2	2	4	2	3	2	1	4	1	7
6	LOOB Josefine	6:00	1/2	50	1/2	50	0/0	0	2/2	100	1	0	1	0	1	0	0	0	1	4
*7	DRAMMEH Binta	26:37	4/11	36	4/8	50	0/3	0	4/4	100	4	5	9	0	1	0	0	4	3	12
8	NYBOM Kristina	6:27	0/0	0	0/0	0	0/0	0	0/0	0	0	0	0	0	0	1	0	0	0	0
*9	GULTEKIN Maryam	24:35	5/10	50	4/4	100	1/6	17	3/4	75	0	2	2	3	3	0	0	3	5	14
*10	HAMILTON CARTER Danielle	27:32	6/15	40	6/15	40	0/0	0	5/10	50	6	2	8	1	3	2	1	4	8	17
*11	STALVANT Martina	31:46	1/5	20	1/2	50	0/3	0	1/1	100	1	0	1	3	1	0	0	2	1	3
12	MILENKOVIC Katarina	8:17	2/4	50	2/2	100	0/2	0	0/0	0	0	1	1	0	0	0	0	1	0	4
13	KABENGANO Salome	17:04	3/7	43	3/7	43	0/0	0	1/1	100	0	4	4	2	0	0	0	2	1	7
14	AHLIN Tilde	8:40	1/3	33	1/2	50	0/1	0	0/0	0	1	1	2	0	2	0	0	2	0	2
15	ANGEL Louise	0:00	0/0	0	0/0	0	0/0	0	0/0	0	0	0	0	0	0	0	0	0	0	0
Team / Coach											1	1	2		1					
Totals			26/72	36	25/53	47	1/19	5	19/26	73	16	21	37	11	15	7	2	23	22	72
Coach		LEMAN David																		
Assistant Coach		BOULDWIN Hanna																		

	USA	SWE
Points from Turnovers	21	21
Points in the Paint	48	40
Second Chance Points	18	16
Fast Break Points	17	6

	USA	SWE
Biggest Lead	33	3
Biggest Scoring Run	14-0 (51-40)	7-0 (10-9)
Lead Changes		4
Times Tied		4

LEGEND			
%	Shooting Percentage	(C)	Captain
BS	Blocked Shots	DR	Defensive Rebounds
OR	Offensive Rebounds	OTx	Overtime
S	Suspended	ST	Steals
(I)	Injured	FD	Fouls Drawn
PF	Fouls	PTS	Points
TO	Turnovers	TOT	Total Rebounds
*	Starters	AS	Assists
M/A	Made / Attempts	MIN	Minutes Played
Qx	Quarter Time		

Timing and Results provided by TISSOT



Game No: 25

Shot Chart
Схема бросков

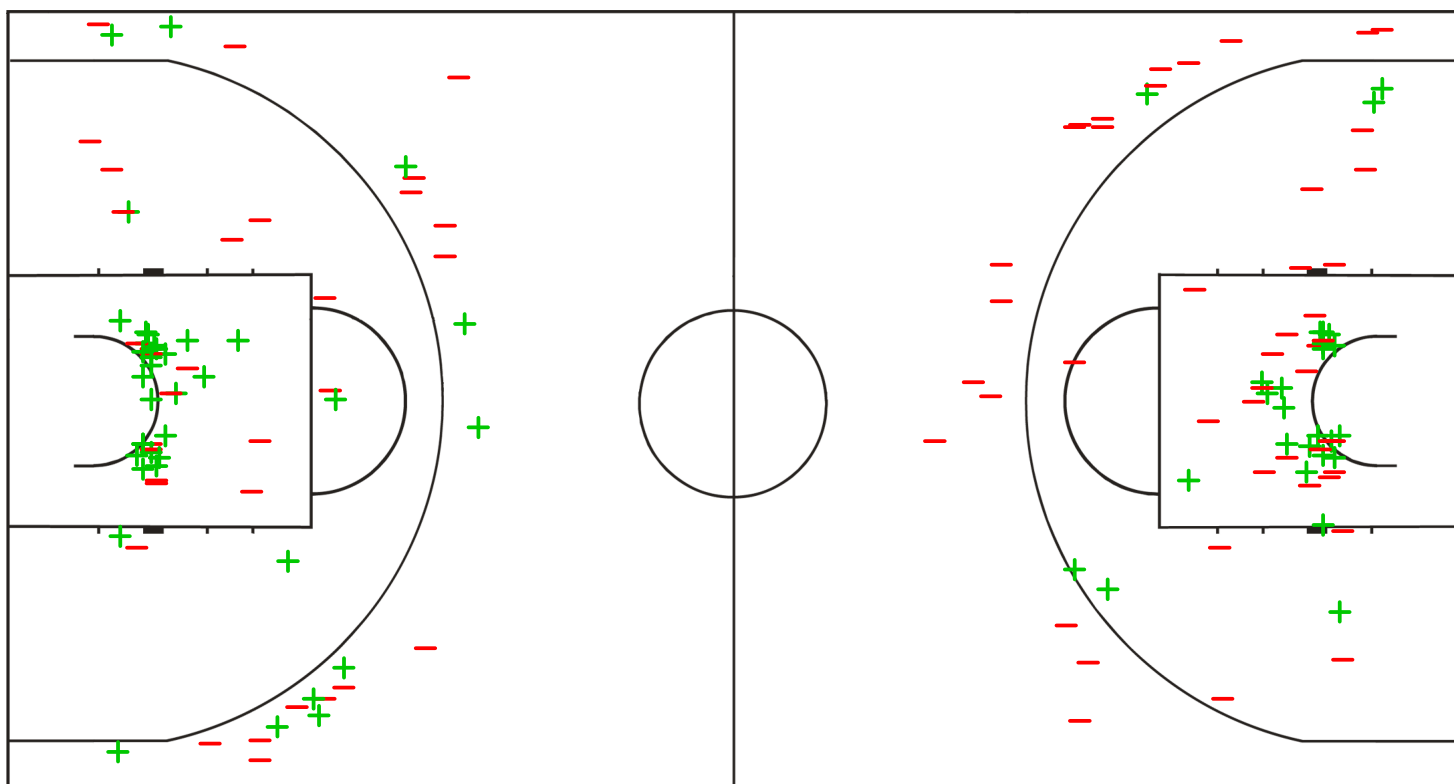
USA 103 vs 72 SWE
(26 - 24, 25 - 16, 24 - 16, 28 - 16)

Scoring by 5 min intervals:

	Q1		Q2		Q3		Q4	
USA	15	26	37	51	58	75	88	103
SWE	11	24	34	40	52	56	64	72

USA - United States

SWE - Sweden



LEGEND

+ Shot Made

- Shot Missed

Timing and Results provided by **TISSOT**



Game No: 25

Shot Chart
Схема бросков

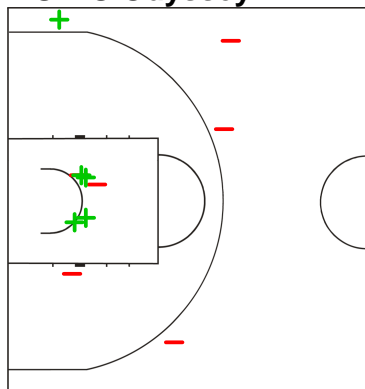
USA 103 vs 72 SWE
(26 - 24, 25 - 16, 24 - 16, 28 - 16)

Scoring by 5 min intervals:

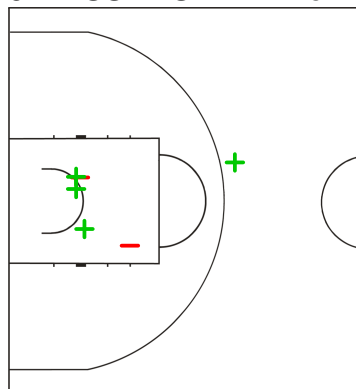
	Q1		Q2		Q3		Q4	
USA	15	26	37	51	58	75	88	103
SWE	11	24	34	40	52	56	64	72

USA - United States

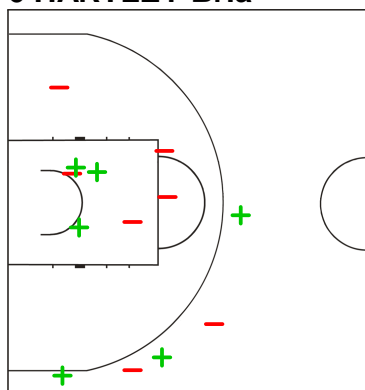
4 SIMS Odyssey



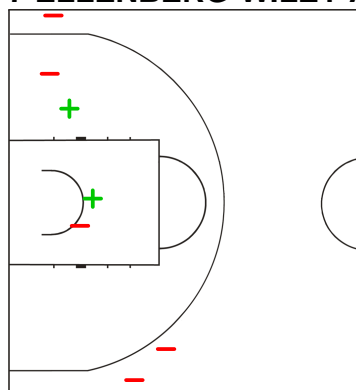
5 MASSENGALE Ariel



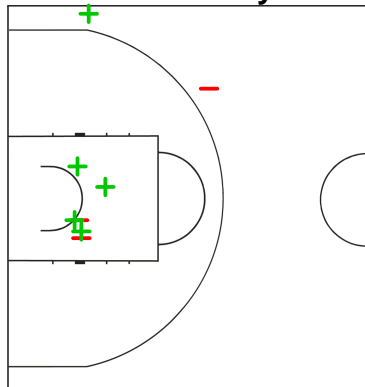
6 HARTLEY Bria



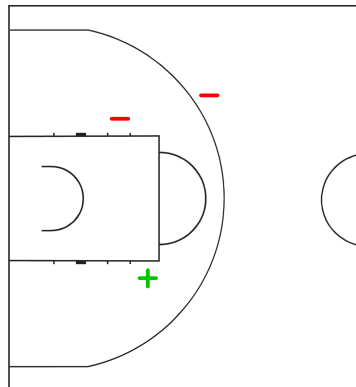
7 ELLENBERG-WILEY Aaryn



9 BRADFORD Crystal



10 HOOPER Jordan



LEGEND

+ Shot Made

-

Shot Missed

Timing and Results provided by TISSOT



Game No: 25

Shot Chart

Схема бросков

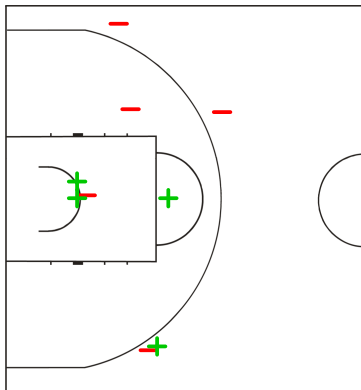
USA 103 vs 72 SWE

(26 - 24, 25 - 16, 24 - 16, 28 - 16)

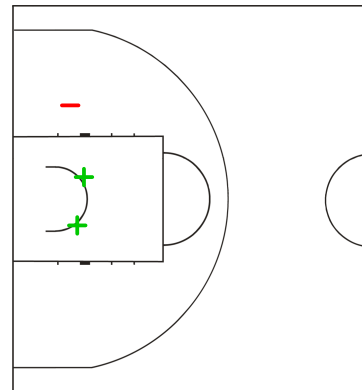
Scoring by 5 min intervals:		Q1		Q2		Q3		Q4	
USA		15	26	37	51	58	75	88	103
SWE		11	24	34	40	52	56	64	72

USA - United States

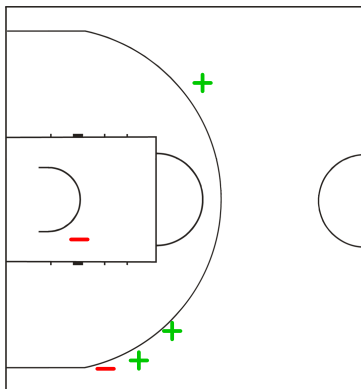
11 LEWIS Kaleena



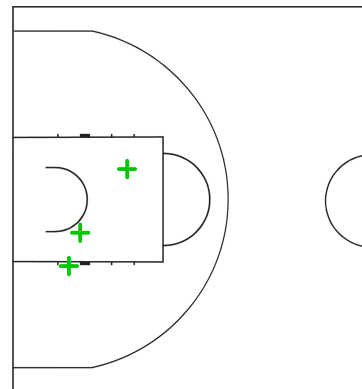
12 GRAY Reshanda



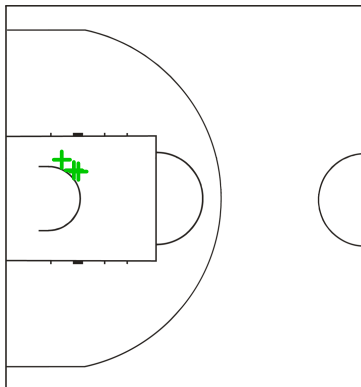
13 LISTON Patricia



14 HARBERTS Cassandra



15 PLAISANCE Theresa



LEGEND

+ Shot Made

-

Shot Missed

Timing and Results provided by TISSOT



Game No: 25

Shot Chart
Схема бросков

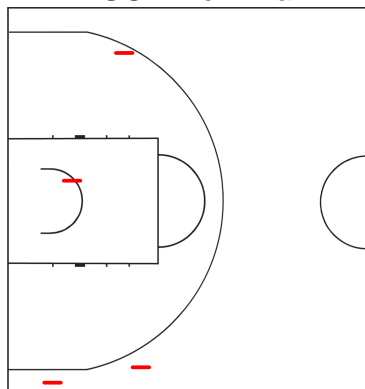
USA 103 vs 72 SWE
(26 - 24, 25 - 16, 24 - 16, 28 - 16)

Scoring by 5 min intervals:

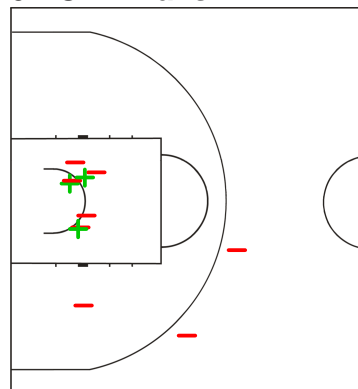
	Q1		Q2		Q3		Q4	
USA	15	26	37	51	58	75	88	103
SWE	11	24	34	40	52	56	64	72

SWE - Sweden

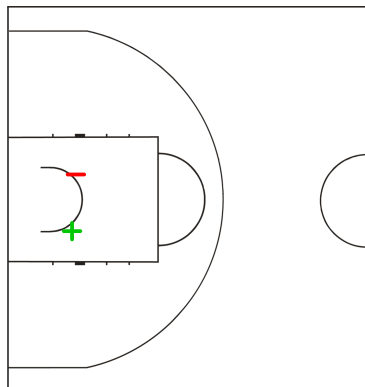
4 HANSON Pernilla



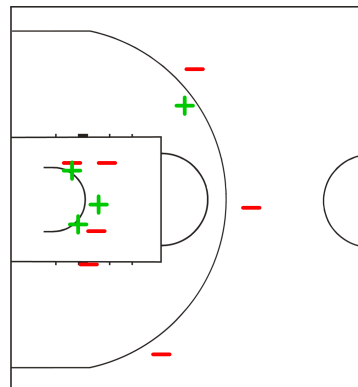
5 LOYD Kalis



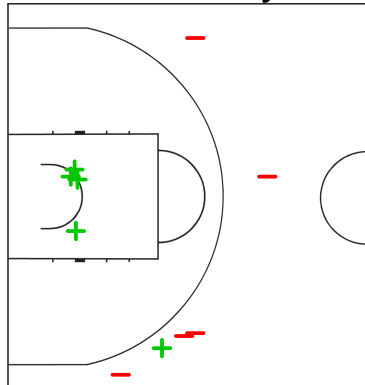
6 LOOB Josefine



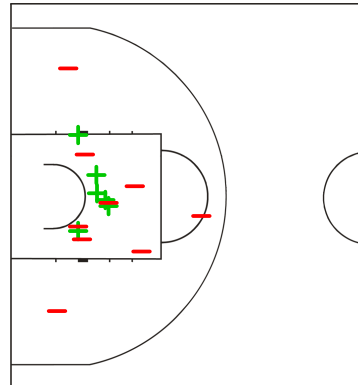
7 DRAMMEH Binta



9 GULTEKIN Maryam



10 HAMILTON CARTER Danielle



LEGEND

+ Shot Made

-

Shot Missed

Timing and Results provided by **TISSOT**



Game No: 25

Shot Chart

Схема бросков

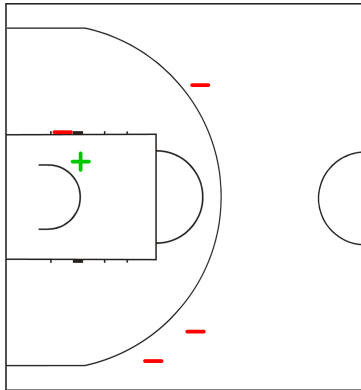
USA 103 vs 72 SWE

(26 - 24, 25 - 16, 24 - 16, 28 - 16)

Scoring by 5 min intervals:

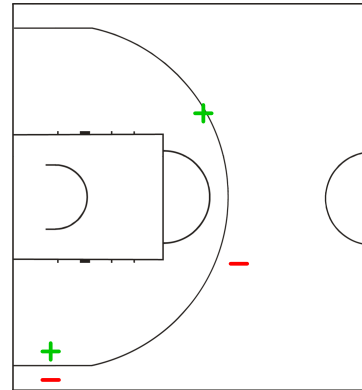
	Q1		Q2		Q3		Q4	
USA	15	26	37	51	58	75	88	103
SWE	11	24	34	40	52	56	64	72

11 STALVANT Martina

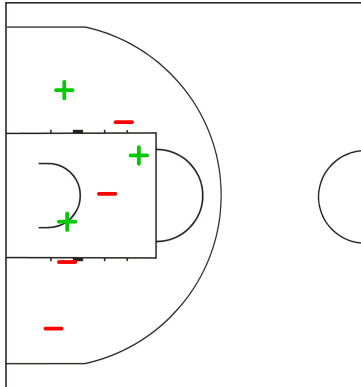


SWE - Sweden

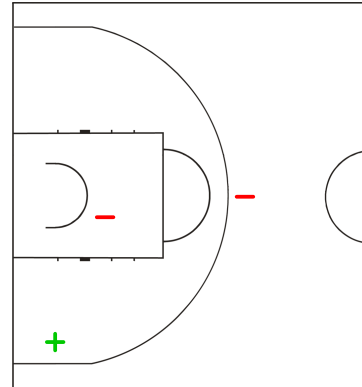
12 MILENKOVIC Katarina



13 KABENGANO Salome



14 AHLIN Tilde



LEGEND

+ Shot Made

- Shot Missed

Timing and Results provided by **TISSOT**



Game No: 25

Lineup Analysis

Анализ

USA 103 vs 72 SWE

USA

Lineup efficiency

4 SIMS O	6 HARTLEY B	7 ELLENBERG-WILEY A	10 HOOPER J	14 HARBERTS C	4:36
4 SIMS O	6 HARTLEY B	7 ELLENBERG-WILEY A	11 LEWIS K	14 HARBERTS C	4:07
4 SIMS O	6 HARTLEY B	9 BRADFORD C	11 LEWIS K	12 GRAY R	3:58
4 SIMS O	5 MASSENGALE A	9 BRADFORD C	13 LISTON P	14 HARBERTS C	3:30
4 SIMS O	5 MASSENGALE A	8 SCHIMMEL S	12 GRAY R	13 LISTON P	3:21
5 MASSENGALE A	8 SCHIMMEL S	10 HOOPER J	11 LEWIS K	13 LISTON P	3:16
4 SIMS O	6 HARTLEY B	7 ELLENBERG-WILEY A	11 LEWIS K	15 PLAISANCE T	3:04
5 MASSENGALE A	6 HARTLEY B	9 BRADFORD C	11 LEWIS K	15 PLAISANCE T	2:42
5 MASSENGALE A	6 HARTLEY B	7 ELLENBERG-WILEY A	11 LEWIS K	15 PLAISANCE T	2:38
5 MASSENGALE A	6 HARTLEY B	7 ELLENBERG-WILEY A	11 LEWIS K	12 GRAY R	1:39
4 SIMS O	5 MASSENGALE A	9 BRADFORD C	12 GRAY R	13 LISTON P	1:23
4 SIMS O	5 MASSENGALE A	7 ELLENBERG-WILEY A	13 LISTON P	15 PLAISANCE T	1:03
5 MASSENGALE A	6 HARTLEY B	9 BRADFORD C	13 LISTON P	14 HARBERTS C	0:59
5 MASSENGALE A	6 HARTLEY B	9 BRADFORD C	10 HOOPER J	14 HARBERTS C	0:53
5 MASSENGALE A	7 ELLENBERG-WILEY A	9 BRADFORD C	13 LISTON P	15 PLAISANCE T	0:52
4 SIMS O	6 HARTLEY B	7 ELLENBERG-WILEY A	11 LEWIS K	12 GRAY R	0:51
5 MASSENGALE A	6 HARTLEY B	7 ELLENBERG-WILEY A	10 HOOPER J	14 HARBERTS C	0:28
5 MASSENGALE A	8 SCHIMMEL S	11 LEWIS K	12 GRAY R	13 LISTON P	0:26
4 SIMS O	5 MASSENGALE A	9 BRADFORD C	11 LEWIS K	14 HARBERTS C	0:14

Score development

4 SIMS O	6 HARTLEY B	9 BRADFORD C	11 LEWIS K	12 GRAY R	3:58	+14
4 SIMS O	5 MASSENGALE A	9 BRADFORD C	13 LISTON P	14 HARBERTS C	3:30	+10
5 MASSENGALE A	6 HARTLEY B	9 BRADFORD C	11 LEWIS K	15 PLAISANCE T	2:42	+9
4 SIMS O	6 HARTLEY B	7 ELLENBERG-WILEY A	11 LEWIS K	15 PLAISANCE T	3:04	+5
5 MASSENGALE A	8 SCHIMMEL S	10 HOOPER J	11 LEWIS K	13 LISTON P	3:16	+3
4 SIMS O	6 HARTLEY B	7 ELLENBERG-WILEY A	10 HOOPER J	14 HARBERTS C	4:36	+3
4 SIMS O	5 MASSENGALE A	7 ELLENBERG-WILEY A	13 LISTON P	15 PLAISANCE T	1:03	+2
4 SIMS O	5 MASSENGALE A	8 SCHIMMEL S	12 GRAY R	13 LISTON P	3:21	+2
5 MASSENGALE A	8 SCHIMMEL S	11 LEWIS K	12 GRAY R	13 LISTON P	0:26	+1
4 SIMS O	5 MASSENGALE A	9 BRADFORD C	11 LEWIS K	14 HARBERTS C	0:14	0
5 MASSENGALE A	6 HARTLEY B	7 ELLENBERG-WILEY A	10 HOOPER J	14 HARBERTS C	0:28	-1
4 SIMS O	6 HARTLEY B	7 ELLENBERG-WILEY A	11 LEWIS K	12 GRAY R	0:51	0
5 MASSENGALE A	6 HARTLEY B	9 BRADFORD C	13 LISTON P	14 HARBERTS C	0:59	-1
4 SIMS O	5 MASSENGALE A	9 BRADFORD C	12 GRAY R	13 LISTON P	1:23	0
5 MASSENGALE A	6 HARTLEY B	7 ELLENBERG-WILEY A	11 LEWIS K	15 PLAISANCE T	2:38	0
5 MASSENGALE A	6 HARTLEY B	9 BRADFORD C	10 HOOPER J	14 HARBERTS C	0:53	-2
5 MASSENGALE A	7 ELLENBERG-WILEY A	9 BRADFORD C	13 LISTON P	15 PLAISANCE T	0:52	-4
5 MASSENGALE A	6 HARTLEY B	7 ELLENBERG-WILEY A	11 LEWIS K	12 GRAY R	1:39	-5
4 SIMS O	6 HARTLEY B	7 ELLENBERG-WILEY A	11 LEWIS K	14 HARBERTS C	4:07	-5



Game No: 25

Lineup Analysis

Анализ

SWE

Lineup efficiency


5	LOYD K	7	DRAMMEH B	9	GULTEKIN M	10	HAMILTON CARTER D	11	STALVANT M	9:50
7	DRAMMEH B	9	GULTEKIN M	10	HAMILTON CARTER D	11	STALVANT M	13	KABENGANO S	2:49
5	LOYD K	8	NYBOM K	10	HAMILTON CARTER D	11	STALVANT M	12	MILENKOVIC K	2:45
4	HANSON P	5	LOYD K	6	LOOB J	11	STALVANT M	13	KABENGANO S	2:10
7	DRAMMEH B	8	NYBOM K	10	HAMILTON CARTER D	11	STALVANT M	12	MILENKOVIC K	2:04
4	HANSON P	5	LOYD K	9	GULTEKIN M	13	KABENGANO S	14	AHLIN T	2:00
4	HANSON P	7	DRAMMEH B	10	HAMILTON CARTER D	11	STALVANT M	13	KABENGANO S	1:58
6	LOOB J	7	DRAMMEH B	9	GULTEKIN M	10	HAMILTON CARTER D	13	KABENGANO S	1:43
4	HANSON P	5	LOYD K	7	DRAMMEH B	9	GULTEKIN M	10	HAMILTON CARTER D	1:42
4	HANSON P	5	LOYD K	9	GULTEKIN M	10	HAMILTON CARTER D	11	STALVANT M	1:33
4	HANSON P	7	DRAMMEH B	11	STALVANT M	13	KABENGANO S	14	AHLIN T	1:25
5	LOYD K	9	GULTEKIN M	10	HAMILTON CARTER D	11	STALVANT M	12	MILENKOVIC K	1:21
4	HANSON P	5	LOYD K	11	STALVANT M	13	KABENGANO S	14	AHLIN T	1:15
4	HANSON P	5	LOYD K	7	DRAMMEH B	11	STALVANT M	14	AHLIN T	1:12
4	HANSON P	6	LOOB J	8	NYBOM K	12	MILENKOVIC K	13	KABENGANO S	1:10
5	LOYD K	7	DRAMMEH B	10	HAMILTON CARTER D	11	STALVANT M	13	KABENGANO S	0:58
5	LOYD K	7	DRAMMEH B	9	GULTEKIN M	11	STALVANT M	14	AHLIN T	0:52
4	HANSON P	7	DRAMMEH B	9	GULTEKIN M	13	KABENGANO S	14	AHLIN T	0:50
4	HANSON P	5	LOYD K	9	GULTEKIN M	11	STALVANT M	14	AHLIN T	0:40
5	LOYD K	6	LOOB J	9	GULTEKIN M	10	HAMILTON CARTER D	12	MILENKOVIC K	0:29
6	LOOB J	7	DRAMMEH B	8	NYBOM K	11	STALVANT M	12	MILENKOVIC K	0:28
7	DRAMMEH B	9	GULTEKIN M	11	STALVANT M	13	KABENGANO S	14	AHLIN T	0:26
4	HANSON P	7	DRAMMEH B	9	GULTEKIN M	10	HAMILTON CARTER D	13	KABENGANO S	0:20

Score development

4	HANSON P	5	LOYD K	9	GULTEKIN M	13	KABENGANO S	14	AHLIN T	2:00	+6
5	LOYD K	7	DRAMMEH B	10	HAMILTON CARTER D	11	STALVANT M	13	KABENGANO S	0:58	+3
4	HANSON P	6	LOOB J	8	NYBOM K	12	MILENKOVIC K	13	KABENGANO S	1:10	+2
4	HANSON P	5	LOYD K	9	GULTEKIN M	10	HAMILTON CARTER D	11	STALVANT M	1:33	+2
4	HANSON P	7	DRAMMEH B	10	HAMILTON CARTER D	11	STALVANT M	13	KABENGANO S	1:58	+2
5	LOYD K	7	DRAMMEH B	9	GULTEKIN M	11	STALVANT M	14	AHLIN T	0:52	+1
4	HANSON P	7	DRAMMEH B	9	GULTEKIN M	10	HAMILTON CARTER D	13	KABENGANO S	0:20	0
5	LOYD K	6	LOOB J	9	GULTEKIN M	10	HAMILTON CARTER D	12	MILENKOVIC K	0:29	0
5	LOYD K	9	GULTEKIN M	10	HAMILTON CARTER D	11	STALVANT M	12	MILENKOVIC K	1:21	-1
5	LOYD K	8	NYBOM K	10	HAMILTON CARTER D	11	STALVANT M	12	MILENKOVIC K	2:45	-1
5	LOYD K	7	DRAMMEH B	9	GULTEKIN M	10	HAMILTON CARTER D	11	STALVANT M	9:50	0
6	LOOB J	7	DRAMMEH B	8	NYBOM K	11	STALVANT M	12	MILENKOVIC K	0:28	-2
4	HANSON P	5	LOYD K	9	GULTEKIN M	11	STALVANT M	14	AHLIN T	0:40	-2
4	HANSON P	5	LOYD K	11	STALVANT M	13	KABENGANO S	14	AHLIN T	1:15	-2
4	HANSON P	5	LOYD K	7	DRAMMEH B	9	GULTEKIN M	10	HAMILTON CARTER D	1:42	-2
7	DRAMMEH B	9	GULTEKIN M	10	HAMILTON CARTER D	11	STALVANT M	13	KABENGANO S	2:49	-3
7	DRAMMEH B	9	GULTEKIN M	11	STALVANT M	13	KABENGANO S	14	AHLIN T	0:26	-4
4	HANSON P	7	DRAMMEH B	11	STALVANT M	13	KABENGANO S	14	AHLIN T	1:25	-4
7	DRAMMEH B	8	NYBOM K	10	HAMILTON CARTER D	11	STALVANT M	12	MILENKOVIC K	2:04	-4
4	HANSON P	5	LOYD K	6	LOOB J	11	STALVANT M	13	KABENGANO S	2:10	-4
4	HANSON P	7	DRAMMEH B	9	GULTEKIN M	13	KABENGANO S	14	AHLIN T	0:50	-5
6	LOOB J	7	DRAMMEH B	9	GULTEKIN M	10	HAMILTON CARTER D	13	KABENGANO S	1:43	-6
4	HANSON P	5	LOYD K	7	DRAMMEH B	11	STALVANT M	14	AHLIN T	1:12	-7

LEGEND

+ Shot Made - Shot Missed

Timing and Results provided by  TISSOT



Game No: 30

Start List

Стартовый список

UKR vs FIN

Referee: AYALA PEREZ Jose Juan (MEX)

Umpire: KOVER Fabio (BRA) / ARISAWA Shigeyuki (JPN)

UKR - Ukraine

No.	Name	Pos	Height m / ft in	Age	Current Games Statistics						
					PPG	FG%	3FG%	FT%	RPG	APG	MPG (GP)
4	BILOTSERKIVSKA Arina		1.70/5'7"	23	4.3	21	11	50	5.0	1.0	32:04 (3)
5	SAMBURSKA Olena		1.74/5'9"	24	12.0	63	33	75	2.0	2.3	26:54 (3)
6	MATSKO Krystyna		1.81/5'11"	22	5.0	29	0	75	5.3	1.3	24:20 (3)
7	BOGDANOVA Anastasiia		1.77/5'10"	21	0.3	0	0	50	2.0	0.0	5:51 (3)
8	DOROGOBUZOVA Kateryna		1.86/6'1"	23	9.3	50	0	67	6.7	0.7	28:12 (3)
9	MAZNICHENKO Olga		1.87/6'2"	21	12.7	57	57	100	5.3	2.3	31:43 (3)
10	RYMARENKO Kateryna		1.87/6'2"	23	1.3	33	0		1.3	0.3	3:47 (3)
12	MALASHENKO Olesia		1.89/6'2"	22	15.7	45	50	77	12.0	0.7	29:52 (3)
13	KOLOTOVSKA Natalia		1.70/5'7"	23	0.0				1.0	0.0	6:22 (3)
14	KOVALOVA Kateryna		1.85/6'1"	24	0.0	0	0		1.5	0.0	4:53 (2)
15	NAZAREVYCH Alisa		1.93/6'4"	23	3.0	50	0	50	1.0	0.3	7:35 (3)
Team			1.82/6'0"	22.6	64.3	43	23	68	45.3	9.0	
Coach		CZRCZURO Vadim									
Assistant Coach		VOZNIUK Sergii									

UKR Played		
PR	TPE	68 - 84
PR	CAN	59 - 57
PR	JPN	66 - 68


FIN - Finland

No.	Name	Pos	Height m / ft in	Age	Current Games Statistics						
					PPG	FG%	3FG%	FT%	RPG	APG	MPG (GP)
4	BEDRETDIN Meral	F	1.74/5'9"	20	2.3	23	0	50	1.0	1.3	20:09 (3)
5	JÄRVIKANGAS Noora	C	1.84/6'0"	19	12.7	45	33	83	4.0	0.0	25:47 (3)
6	WAHLGREN Saara	F	1.72/5'8"	20	3.3	40	67	0	0.0	0.7	9:39 (3)
7	MÄKITALO Anni	F	1.75/5'9"	21	3.7	27		63	1.0	1.3	16:47 (3)
8	LEINO Emmi	F	1.82/6'0"	19	0.0	0	0		0.3	0.3	12:25 (3)
9	VAPAMAA Hanna	F	1.81/5'11"	22	1.7	33	20		1.7	0.3	6:41 (3)
10	GROSS Krista	F	1.83/6'0"	22	6.7	30	20	50	2.7	1.3	24:19 (3)
11	SALOMAA Henna	F	1.77/5'10"	24	11.5	50	45	33	3.0	1.5	28:29 (2)
12	LEHTORANTA Linda-Lotta	F	1.75/5'9"	21	11.7	35	26	60	3.3	4.3	29:04 (3)
13	SAARINEN Laura	C	1.86/6'1"	21	6.0	50	50	50	8.0	0.5	27:46 (2)
14	POUNDS Anissa	F	1.73/5'8"	20	0.7	0	0	100	0.3	0.3	6:18 (3)
15	PELANDER Sofia	C	1.88/6'2"	20	1.3	40			1.3	0.0	11:18 (3)
Team			1.79/5'10"	20.8	55.7	35	30	63	28.0	11.3	
Coach		MIROLYBOV Anton									
Assistant Coach		IMMONEN Jussi									

FIN Played		
PR	CHN	62 - 74
PR	HUN	59 - 64
PR	AUS	46 - 95

LEGEND

(1)	Point Guard	(2)	Shooting Guard	(3)	Small Forward	(4)	Power Forward	(5)	Centre
(C)	Captain	3FG%	3 Points Field Goals %	APG	Assists per Game	C	Centre	F	Forward
FG%	Field Goals %	FT%	Free Throws %	G	Guard	GP	Games Played	MPG	Minutes Played per Game
Pos	Playing Position	PPG	Points per Game	PR	Preliminary Round	RPG	Rebounds per Game		

Timing and Results provided by  TISSOT



Game No: 30

Results
Результаты

Attendance: 300

Match Duration: 1:30

UKR 80 vs 51 FIN
(23:10, 13:21, 30:11, 14:9)

Referee: AYALA PEREZ Jose Juan (MEX)

Commissioner:

Umpire: KOVER Fabio (BRA) / ARISAWA Shigeyuki (JPN)

Scoring by 5 min intervals:	UKR	Q1		Q2		Q3		Q4	
		11	23	28	36	50	66	71	80
	FIN	2	10	25	31	38	42	47	51

UKR - Ukraine

No.	Name	MIN	Field Goals		2 Points		3 Points		Free Throws		Rebounds			AS	TO	ST	BS	PF	FD	PTS
			M / A	%	M / A	%	M / A	%	M / A	%	OR	DR	TOT							
*4	BILOTSERKIVSKA Arina	24:52	1/1	100	0/0	0	1/1	100	0/0	0	0	3	3	7	2	0	0	1	0	3
*5	SAMBURSKA Olena	25:12	2/5	40	2/5	40	0/0	0	4/6	67	1	2	3	4	2	4	0	0	3	8
6	MATSKO Krystyna	15:16	1/4	25	0/2	0	1/2	50	2/4	50	0	1	1	3	1	0	0	4	2	5
7	BOGDANOVA Anastasiia	13:35	1/2	50	1/2	50	0/0	0	3/4	75	1	1	2	1	5	0	0	2	4	5
*8	DOROGOBUZOVA Kateryna	22:09	7/9	78	4/5	80	3/4	75	2/2	100	1	3	4	2	1	0	0	1	1	19
*9	MAZNICHENKO Olga	24:31	6/9	67	6/8	75	0/1	0	1/1	100	5	3	8	2	1	1	0	2	2	13
10	RYMARENKO Kateryna	12:22	1/6	17	1/5	20	0/1	0	1/2	50	2	2	4	0	2	0	0	2	2	3
*12	MALASHENKO Olesia	22:30	6/10	60	6/9	67	0/1	0	1/2	50	1	5	6	2	1	1	1	3	2	13
13	KOLOTOVSKA Natalia	12:33	0/0	0	0/0	0	0/0	0	0/0	0	0	4	4	1	2	0	0	1	1	0
14	KOVALOVA Kateryna	11:34	2/4	50	1/3	33	1/1	100	0/0	0	2	4	6	0	1	0	0	2	0	5
15	NAZAREVYCH Alisa	15:26	3/4	75	3/4	75	0/0	0	0/0	0	0	8	8	0	3	0	0	2	1	6
Team / Coach											0	0	0		0					
Totals			30/54	56	24/43	56	6/11	55	14/21	67	13	36	49	22	21	6	1	20	18	80
Coach		CZRCZURO Vadim																		
Assistant Coach		VOZNIUK Sergii																		

FIN - Finland

No.	Name	MIN	Field Goals		2 Points		3 Points		Free Throws		Rebounds			AS	TO	ST	BS	PF	FD	PTS
			M / A	%	M / A	%	M / A	%	M / A	%	OR	DR	TOT							
*4	BEDRETDIN Meral	24:34	0/1	0	0/1	0	0/0	0	0/0	0	0	1	1	3	0	0	0	1	1	0
5	JÄRVIKANGAS Noora	17:36	2/6	33	1/2	50	1/4	25	4/5	80	0	0	0	0	0	0	0	3	3	9
6	WAHLGREN Saara	5:14	0/1	0	0/1	0	0/0	0	0/0	0	0	1	1	0	1	0	0	0	0	0
7	MÄKITALO Anni	15:52	4/8	50	4/6	67	0/2	0	1/2	50	0	0	0	1	0	0	0	1	2	9
8	LEINO Emmi	13:49	3/6	50	1/2	50	2/4	50	0/1	0	0	0	0	0	1	1	0	3	2	8
9	VAPAMAA Hanna	6:13	0/3	0	0/2	0	0/1	0	0/0	0	0	1	1	0	1	1	0	1	0	0
*10	GROSS Krista	30:59	3/12	25	3/12	25	0/0	0	1/1	100	6	3	9	2	0	2	0	3	1	7
*11	SALOMAA Henna	21:20	2/6	33	1/1	100	1/5	20	0/2	0	0	1	1	0	2	0	0	4	5	5
*12	LEHTORANTA Linda-Lotta	23:15	1/8	13	0/2	0	1/6	17	3/4	75	1	1	2	0	4	1	0	2	2	6
*13	SAARINEN Laura	27:53	1/8	13	1/8	13	0/0	0	3/6	50	0	5	6	3	1	2	0	0	4	5
14	POUNDS Anissa	9:43	1/5	20	1/3	33	0/2	0	0/0	0	2	0	2	0	0	1	0	0	0	2
15	PELANDER Sofia	3:32	0/1	0	0/1	0	0/0	0	0/0	0	0	0	0	0	0	0	0	0	0	0
Team / Coach											1	0	1		1					
Totals			17/65	26	12/41	29	5/24	21	12/21	57	10	13	24	9	11	8	0	18	20	51
Coach		MIROLYBOV Anton																		
Assistant Coach		IMMONEN Jussi																		

	UKR	FIN
Points from Turnovers	6	11
Points in the Paint	34	20
Second Chance Points	4	5
Fast Break Points	0	2

	UKR	FIN
Biggest Lead	29	2
Biggest Scoring Run	11-0 (11-2)	6-0 (23-15)
Lead Changes	3	
Times Tied	2	

LEGEND			
%	Shooting Percentage	(C)	Captain
BS	Blocked Shots	DR	Defensive Rebounds
OR	Offensive Rebounds	OTx	Overtime
S	Suspended	ST	Steals
(I)	Injured	FD	Fouls Drawn
		PF	Fouls
		TO	Turnovers
*	Starters	M / A	Made / Attempts
		PTS	Points
		TOT	Total Rebounds
AS	Assists	MIN	Minutes Played
		Qx	Quarter Time

Timing and Results provided by TISSOT



Game No: 30

Shot Chart
Схема бросков

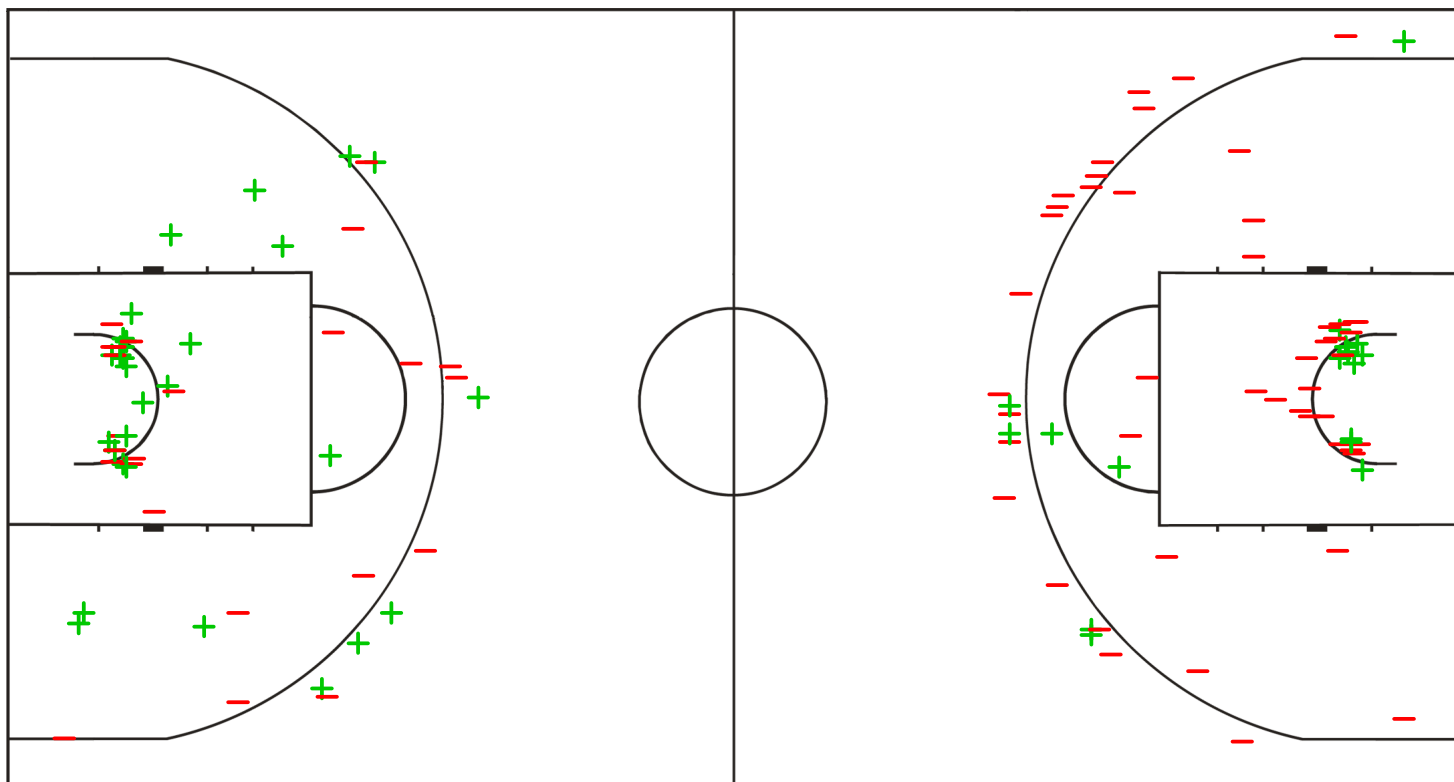
UKR 80 vs 51 FIN
(23 - 10, 13 - 21, 30 - 11, 14 - 9)

Scoring by 5 min intervals:

	Q1		Q2		Q3		Q4	
UKR	11	23	28	36	50	66	71	80
FIN	2	10	25	31	38	42	47	51

UKR - Ukraine

FIN - Finland



LEGEND

+ Shot Made

- Shot Missed

Timing and Results provided by **TISSOT**



Game No: 30

Shot Chart
Схема бросков

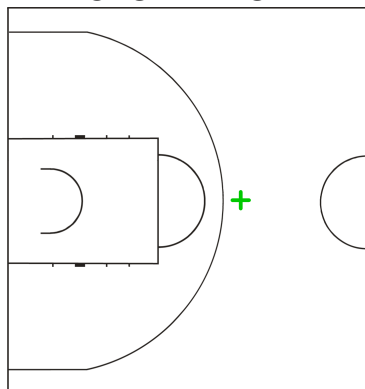
UKR 80 vs 51 FIN
(23 - 10, 13 - 21, 30 - 11, 14 - 9)

Scoring by 5 min intervals:

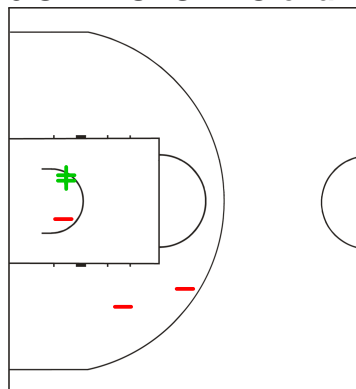
	Q1		Q2		Q3		Q4	
UKR	11	23	28	36	50	66	71	80
FIN	2	10	25	31	38	42	47	51

UKR - Ukraine

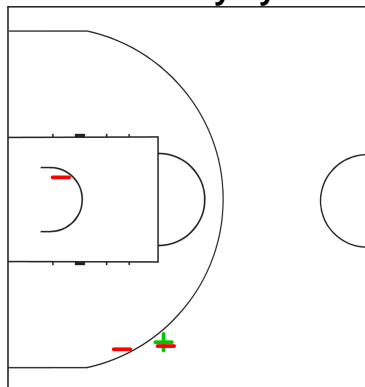
4 BILOTSEKIVSKA Arina



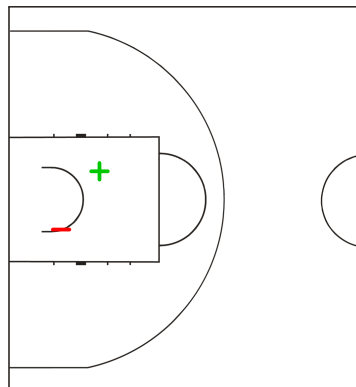
5 SAMBURSKA Olena



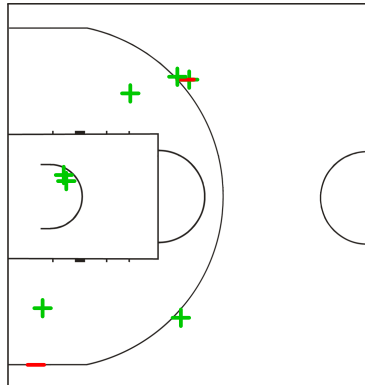
6 MATSKO Krystyna



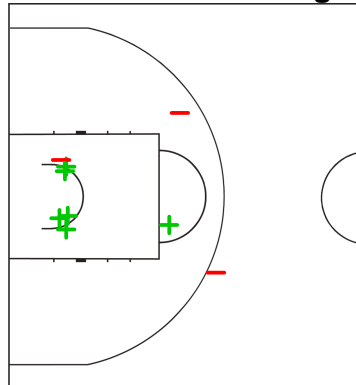
7 BOGDANOVA Anastasiia



8 DOROGOBUZOVA Kateryna



9 MAZNICHENKO Olga



LEGEND

+ Shot Made

-

Shot Missed

Timing and Results provided by TISSOT



Game No: 30

Shot Chart
Схема бросков

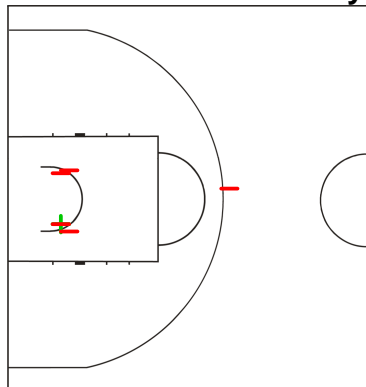
UKR 80 vs 51 FIN
(23 - 10, 13 - 21, 30 - 11, 14 - 9)

Scoring by 5 min intervals:

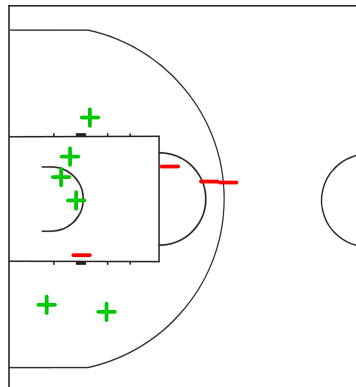
	Q1		Q2		Q3		Q4	
UKR	11	23	28	36	50	66	71	80
FIN	2	10	25	31	38	42	47	51

UKR - Ukraine

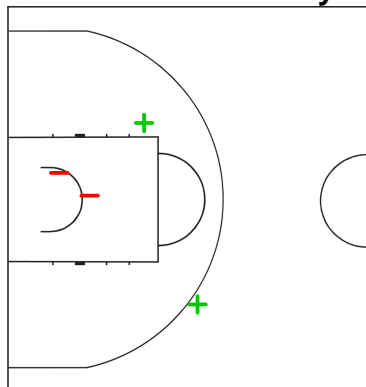
10 RYMARENKO Kateryna



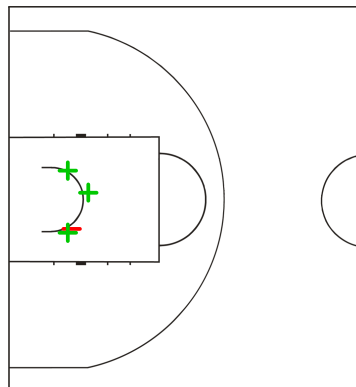
12 MALASHENKO Olesia



14 KOVALOVA Kateryna



15 NAZAREVYCH Alisa



LEGEND

+ Shot Made

- Shot Missed

Timing and Results provided by TISSOT



Game No: 30

Shot Chart

Схема бросков

UKR 80 vs 51 FIN

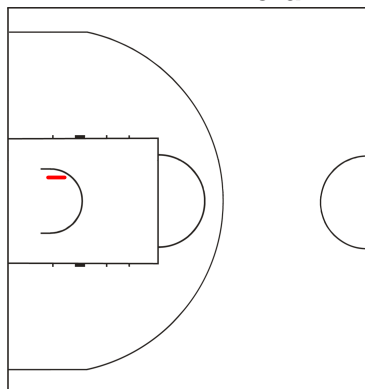
(23 - 10, 13 - 21, 30 - 11, 14 - 9)

Scoring by 5 min intervals:

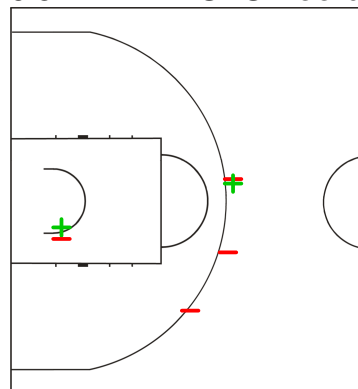
	Q1		Q2		Q3		Q4	
UKR	11	23	28	36	50	66	71	80
FIN	2	10	25	31	38	42	47	51

FIN - Finland

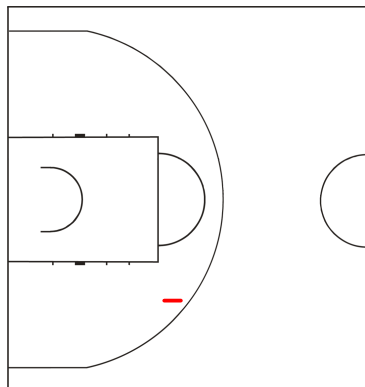
4 BEDRETDIN Meral



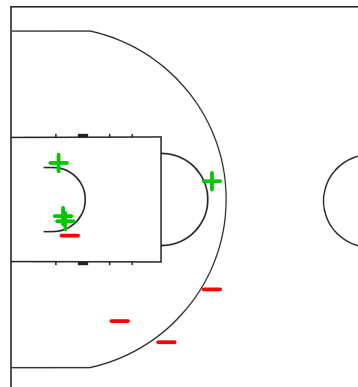
5 JÄRVIKANGAS Noora



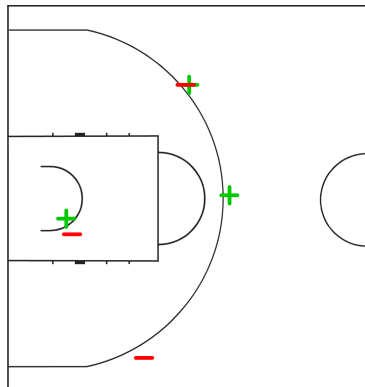
6 WAHLGREN Saara



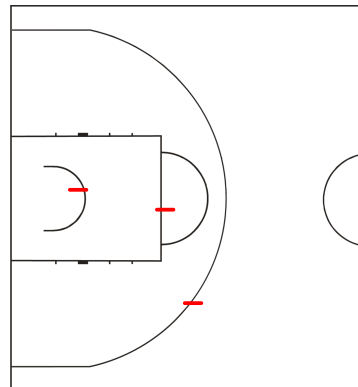
7 MÄKITALO Anni



8 LEINO Emmi



9 VAPAMAA Hanna



LEGEND

+ Shot Made

-

Shot Missed

Timing and Results provided by **TISSOT**



Game No: 30

Shot Chart
Схема бросков

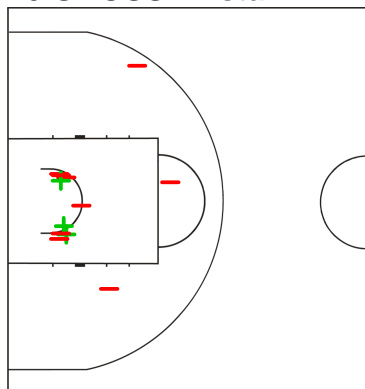
UKR 80 vs 51 FIN
(23 - 10, 13 - 21, 30 - 11, 14 - 9)

Scoring by 5 min intervals:

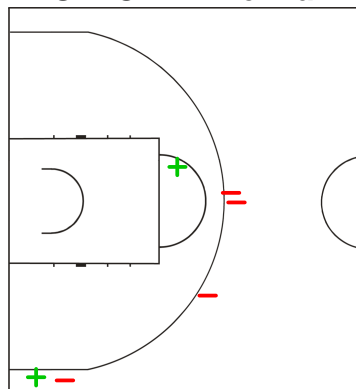
	Q1		Q2		Q3		Q4	
UKR	11	23	28	36	50	66	71	80
FIN	2	10	25	31	38	42	47	51

FIN - Finland

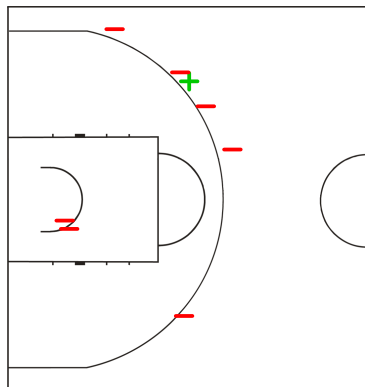
10 GROSS Krista



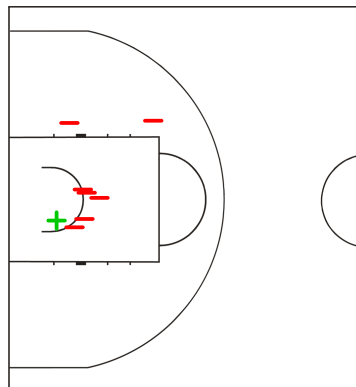
11 SALOMAA Henna



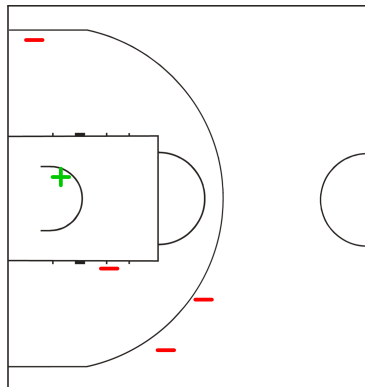
12 LEHTORANTA Linda-Lotta



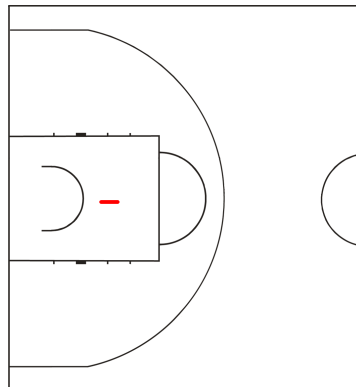
13 SAARINEN Laura



14 POUNDS Anissa



15 PELANDER Sofia



LEGEND

+ Shot Made

- Shot Missed

Timing and Results provided by TISSOT



Game No: 30

Lineup Analysis

Анализ

UKR 80 vs 51 FIN

UKR

Lineup efficiency

4	BILOTSERKIVSKA A	5	SAMBURSKA O	8	DOROGOBUZOVA K	9	MAZNIHENKO O	12	MALASHENKO O	14:07
7	BOGDANOVA A	10	RYMARENKO K	13	KOLOTOVSKA N	14	KOVALOVA K	15	NAZAREVYCH A	4:32
5	SAMBURSKA O	6	MATSKO K	8	DOROGOBUZOVA K	9	MAZNIHENKO O	12	MALASHENKO O	3:48
5	SAMBURSKA O	7	BOGDANOVA A	10	RYMARENKO K	14	KOVALOVA K	15	NAZAREVYCH A	2:42
4	BILOTSERKIVSKA A	6	MATSKO K	9	MAZNIHENKO O	12	MALASHENKO O	13	KOLOTOVSKA N	2:23
4	BILOTSERKIVSKA A	7	BOGDANOVA A	8	DOROGOBUZOVA K	9	MAZNIHENKO O	12	MALASHENKO O	1:57
4	BILOTSERKIVSKA A	6	MATSKO K	10	RYMARENKO K	13	KOLOTOVSKA N	15	NAZAREVYCH A	1:44
6	MATSKO K	7	BOGDANOVA A	10	RYMARENKO K	13	KOLOTOVSKA N	14	KOVALOVA K	1:43
4	BILOTSERKIVSKA A	5	SAMBURSKA O	6	MATSKO K	9	MAZNIHENKO O	15	NAZAREVYCH A	1:40
4	BILOTSERKIVSKA A	10	RYMARENKO K	13	KOLOTOVSKA N	14	KOVALOVA K	15	NAZAREVYCH A	1:26
4	BILOTSERKIVSKA A	5	SAMBURSKA O	6	MATSKO K	8	DOROGOBUZOVA K	15	NAZAREVYCH A	0:59
5	SAMBURSKA O	6	MATSKO K	7	BOGDANOVA A	8	DOROGOBUZOVA K	15	NAZAREVYCH A	0:57
5	SAMBURSKA O	6	MATSKO K	7	BOGDANOVA A	14	KOVALOVA K	15	NAZAREVYCH A	0:41
6	MATSKO K	7	BOGDANOVA A	13	KOLOTOVSKA N	14	KOVALOVA K	15	NAZAREVYCH A	0:30
4	BILOTSERKIVSKA A	6	MATSKO K	7	BOGDANOVA A	8	DOROGOBUZOVA K	9	MAZNIHENKO O	0:18
4	BILOTSERKIVSKA A	6	MATSKO K	10	RYMARENKO K	12	MALASHENKO O	13	KOLOTOVSKA N	0:15
5	SAMBURSKA O	6	MATSKO K	7	BOGDANOVA A	9	MAZNIHENKO O	15	NAZAREVYCH A	0:15
4	BILOTSERKIVSKA A	5	SAMBURSKA O	6	MATSKO K	8	DOROGOBUZOVA K	9	MAZNIHENKO O	0:03

Score development

4	BILOTSERKIVSKA A	5	SAMBURSKA O	8	DOROGOBUZOVA K	9	MAZNIHENKO O	12	MALASHENKO O	14:07	+25
6	MATSKO K	7	BOGDANOVA A	10	RYMARENKO K	13	KOLOTOVSKA N	14	KOVALOVA K	1:43	+7
4	BILOTSERKIVSKA A	5	SAMBURSKA O	6	MATSKO K	9	MAZNIHENKO O	15	NAZAREVYCH A	1:40	+6
5	SAMBURSKA O	6	MATSKO K	8	DOROGOBUZOVA K	9	MAZNIHENKO O	12	MALASHENKO O	3:48	+4
6	MATSKO K	7	BOGDANOVA A	13	KOLOTOVSKA N	14	KOVALOVA K	15	NAZAREVYCH A	0:30	+3
4	BILOTSERKIVSKA A	5	SAMBURSKA O	6	MATSKO K	8	DOROGOBUZOVA K	9	MAZNIHENKO O	0:03	0
4	BILOTSERKIVSKA A	6	MATSKO K	10	RYMARENKO K	12	MALASHENKO O	13	KOLOTOVSKA N	0:15	-1
5	SAMBURSKA O	6	MATSKO K	7	BOGDANOVA A	9	MAZNIHENKO O	15	NAZAREVYCH A	0:15	0
4	BILOTSERKIVSKA A	6	MATSKO K	7	BOGDANOVA A	8	DOROGOBUZOVA K	9	MAZNIHENKO O	0:18	0
5	SAMBURSKA O	6	MATSKO K	7	BOGDANOVA A	14	KOVALOVA K	15	NAZAREVYCH A	0:41	-1
4	BILOTSERKIVSKA A	5	SAMBURSKA O	6	MATSKO K	8	DOROGOBUZOVA K	15	NAZAREVYCH A	0:59	-1
4	BILOTSERKIVSKA A	10	RYMARENKO K	13	KOLOTOVSKA N	14	KOVALOVA K	15	NAZAREVYCH A	1:26	0
4	BILOTSERKIVSKA A	6	MATSKO K	10	RYMARENKO K	13	KOLOTOVSKA N	15	NAZAREVYCH A	1:44	-1
4	BILOTSERKIVSKA A	7	BOGDANOVA A	8	DOROGOBUZOVA K	9	MAZNIHENKO O	12	MALASHENKO O	1:57	0
7	BOGDANOVA A	10	RYMARENKO K	13	KOLOTOVSKA N	14	KOVALOVA K	15	NAZAREVYCH A	4:32	0
5	SAMBURSKA O	7	BOGDANOVA A	10	RYMARENKO K	14	KOVALOVA K	15	NAZAREVYCH A	2:42	-2
5	SAMBURSKA O	6	MATSKO K	7	BOGDANOVA A	8	DOROGOBUZOVA K	15	NAZAREVYCH A	0:57	-5
4	BILOTSERKIVSKA A	6	MATSKO K	9	MAZNIHENKO O	12	MALASHENKO O	13	KOLOTOVSKA N	2:23	-5



Game No: 30

Lineup Analysis

Анализ

FIN

Lineup efficiency


4	BEDRETDIN M	10	GROSS K	11	SALOMAA H	12	LEHTORANTA L	13	SAARINEN L	7:43
4	BEDRETDIN M	10	GROSS K	11	SALOMAA H	13	SAARINEN L	14	POUNDS A	4:07
8	LEINO E	9	VAPAMAA H	10	GROSS K	11	SALOMAA H	13	SAARINEN L	3:08
4	BEDRETDIN M	5	JÄRVIKANGAS N	7	MÄKITALO A	12	LEHTORANTA L	13	SAARINEN L	2:56
7	MÄKITALO A	8	LEINO E	10	GROSS K	12	LEHTORANTA L	13	SAARINEN L	2:56
5	JÄRVIKANGAS N	7	MÄKITALO A	10	GROSS K	12	LEHTORANTA L	14	POUNDS A	2:42
5	JÄRVIKANGAS N	6	WAHLGREN S	7	MÄKITALO A	8	LEINO E	13	SAARINEN L	2:30
4	BEDRETDIN M	5	JÄRVIKANGAS N	6	WAHLGREN S	10	GROSS K	11	SALOMAA H	2:14
4	BEDRETDIN M	5	JÄRVIKANGAS N	8	LEINO E	10	GROSS K	11	SALOMAA H	1:59
7	MÄKITALO A	10	GROSS K	12	LEHTORANTA L	14	POUNDS A	15	PELANDER S	1:43
4	BEDRETDIN M	5	JÄRVIKANGAS N	8	LEINO E	10	GROSS K	12	LEHTORANTA L	1:40
5	JÄRVIKANGAS N	7	MÄKITALO A	9	VAPAMAA H	11	SALOMAA H	13	SAARINEN L	1:16
5	JÄRVIKANGAS N	7	MÄKITALO A	12	LEHTORANTA L	13	SAARINEN L	14	POUNDS A	1:11
4	BEDRETDIN M	8	LEINO E	10	GROSS K	12	LEHTORANTA L	13	SAARINEN L	0:58
4	BEDRETDIN M	9	VAPAMAA H	10	GROSS K	12	LEHTORANTA L	15	PELANDER S	0:56
4	BEDRETDIN M	9	VAPAMAA H	10	GROSS K	11	SALOMAA H	15	PELANDER S	0:53
4	BEDRETDIN M	5	JÄRVIKANGAS N	7	MÄKITALO A	8	LEINO E	13	SAARINEN L	0:38
4	BEDRETDIN M	5	JÄRVIKANGAS N	6	WAHLGREN S	12	LEHTORANTA L	13	SAARINEN L	0:30

Score development

7	MÄKITALO A	8	LEINO E	10	GROSS K	12	LEHTORANTA L	13	SAARINEN L	2:56	+7
4	BEDRETDIN M	5	JÄRVIKANGAS N	8	LEINO E	10	GROSS K	11	SALOMAA H	1:59	+6
5	JÄRVIKANGAS N	7	MÄKITALO A	10	GROSS K	12	LEHTORANTA L	14	POUNDS A	2:42	+2
4	BEDRETDIN M	9	VAPAMAA H	10	GROSS K	12	LEHTORANTA L	15	PELANDER S	0:56	+1
8	LEINO E	9	VAPAMAA H	10	GROSS K	11	SALOMAA H	13	SAARINEN L	3:08	+1
4	BEDRETDIN M	5	JÄRVIKANGAS N	6	WAHLGREN S	12	LEHTORANTA L	13	SAARINEN L	0:30	-1
4	BEDRETDIN M	5	JÄRVIKANGAS N	7	MÄKITALO A	8	LEINO E	13	SAARINEN L	0:38	-1
4	BEDRETDIN M	8	LEINO E	10	GROSS K	12	LEHTORANTA L	13	SAARINEN L	0:58	0
5	JÄRVIKANGAS N	7	MÄKITALO A	12	LEHTORANTA L	13	SAARINEN L	14	POUNDS A	1:11	0
5	JÄRVIKANGAS N	7	MÄKITALO A	9	VAPAMAA H	11	SALOMAA H	13	SAARINEN L	1:16	-1
4	BEDRETDIN M	5	JÄRVIKANGAS N	6	WAHLGREN S	10	GROSS K	11	SALOMAA H	2:14	-1
4	BEDRETDIN M	9	VAPAMAA H	10	GROSS K	11	SALOMAA H	15	PELANDER S	0:53	-3
4	BEDRETDIN M	5	JÄRVIKANGAS N	7	MÄKITALO A	12	LEHTORANTA L	13	SAARINEN L	2:56	-4
4	BEDRETDIN M	10	GROSS K	11	SALOMAA H	13	SAARINEN L	14	POUNDS A	4:07	-5
4	BEDRETDIN M	5	JÄRVIKANGAS N	8	LEINO E	10	GROSS K	12	LEHTORANTA L	1:40	-6
7	MÄKITALO A	10	GROSS K	12	LEHTORANTA L	14	POUNDS A	15	PELANDER S	1:43	-7
5	JÄRVIKANGAS N	6	WAHLGREN S	7	MÄKITALO A	8	LEINO E	13	SAARINEN L	2:30	-8
4	BEDRETDIN M	10	GROSS K	11	SALOMAA H	12	LEHTORANTA L	13	SAARINEN L	7:43	-9

LEGEND

+ Shot Made - Shot Missed

Timing and Results provided by  TISSOT



Game No: 27

Start List

Стартовый список

AUS vs CAN

Referee: OKHRIMENKO Vladimir (RUS)

Umpire: WANG Zebo (CHN) / PAULIK Robert (CZE)

AUS - Australia

No.	Name	Pos	Height m / ft in	Age	Current Games Statistics						
					PPG	FG%	3FG%	FT%	RPG	APG	MPG (GP)
4	THOMPSON Olivia	C	/	20	12.7	73		100	3.7	0.7	12:57 (3)
5	MANSFIELD Lauren	G	/	23	1.3	13	0	100	2.7	2.0	14:57 (3)
6	LANGFORD Emma	C	/	24	5.3	25		100	4.0	1.3	14:39 (3)
7	LAVEY Tessa	F	/	20	5.0	39	14		2.3	6.0	22:02 (3)
8	CUMMING Stephanie	G	/	22	10.3	46	29	100	4.3	3.0	23:46 (3)
9	MADGEN Tess	F	/	22	16.7	73	75	50	5.0	4.3	25:49 (3)
10	KUNEK Alice	F	/	22	13.3	70	67	89	5.3	1.3	20:13 (3)
12	EBZERY Katie	F	/	23	8.3	56	50	100	4.0	2.7	18:11 (3)
13	BURTON Natalie	C	/	24	4.0	63		67	4.0	0.3	15:03 (3)
14	TOLO Marianna	F	/	24	8.7	86		50	5.0	1.3	17:51 (3)
15	BLICAVS Sara	F	/	20	3.7	33	0	50	4.3	0.7	14:27 (3)
Team			/	22.2	89.3	54	44	83	48.3	23.7	
Coach		BROWN Philip									
Assistant Coach		LUCAS Christopher									

AUS Played

PR	HUN	79 - 53
PR	CHN	94 - 45
PR	FIN	95 - 46

CAN - Canada


No.	Name	Pos	Height m / ft in	Age	Current Games Statistics						
					PPG	FG%	3FG%	FT%	RPG	APG	MPG (GP)
5	ROS Dianna	G	1.70/5'7"	21	1.7	100	100		1.0	0.3	9:27 (3)
6	LANGLOIS Miah-Marie	G	1.73/5'8"	21	11.0	33	29	87	5.3	2.3	31:20 (3)
7	WILLIAMS Korissa	G	1.75/5'9"	21	8.3	45		63	4.0	3.7	26:22 (3)
8	YOUNG Kristjana	G	1.83/6'0"	21	8.0	41	25	71	2.0	1.3	22:33 (3)
9	COWARD Rachelle	G	1.83/6'0"	23	10.7	57	60		2.0	0.3	21:30 (3)
10	CHAMBERS Erin	G	1.85/6'1"	20	3.7	33	14	100	1.3	1.3	17:27 (3)
11	SPOTTON Kara	F	1.88/6'2"	20	1.5	50		100	3.0	0.0	6:51 (2)
12	LEDINGHAM Lindsay	F	1.83/6'0"	23	9.3	52	33	75	4.3	0.0	23:36 (3)
13	CAMPBELL Taijah	F	1.91/6'3"	19	4.3	35		50	6.0	1.3	16:07 (3)
14	KREIGER Tessa	C	1.93/6'4"	20	0.7	0		100	0.7	0.0	3:57 (3)
15	EMMERSON Dalyce	C	1.91/6'3"	19	8.0	62		100	3.7	1.3	17:05 (3)
Team			1.83/6'0"	20.7	66.7	44	38	82	35.0	12.0	
Coach		MCKENZIE Fabian									
Assistant Coach		VALLEE Chantal					DOMENIGONI Michele				

CAN Played

PR	JPN	76 - 48
PR	UKR	57 - 59
PR	TPE	67 - 72

LEGEND

(1) Point Guard	(2) Shooting Guard	(3) Small Forward	(4) Power Forward	(5) Centre
(C) Captain	3FG% 3 Points Field Goals %	APG Assists per Game	C Centre	F Forward
FG% Field Goals %	FT% Free Throws %	G Guard	GP Games Played	MPG Minutes Played per Game
Pos Playing Position	PPG Points per Game	PR Preliminary Round	QF Quarterfinal	RPG Rebounds per Game

Timing and Results provided by  TISSOT



Game No: 27

Results
Результаты

Match Duration: 1:38

AUS 72 vs 58 CAN
(23:15, 14:12, 18:7, 17:24)

Referee: OKHRIMENKO Vladimir (RUS)

Commissioner:

Umpire: WANG Zebo (CHN) / PAULIK Robert (CZE)

		Q1		Q2		Q3		Q4	
Scoring by 5 min intervals:	AUS	9	23	29	37	45	55	67	72
	CAN	2	15	21	27	30	34	42	58

AUS - Australia

No.	Name	MIN	Field Goals		2 Points		3 Points		Free Throws		Rebounds			AS	TO	ST	BS	PF	FD	PTS		
			M/A	%	M/A	%	M/A	%	M/A	%	OR	DR	TOT									
4	THOMPSON Olivia	12:48	1/2	50	1/2	50	0/0	0	2/2	100	0	5	5	0	2	0	0	0	1	4		
5	MANSFIELD Lauren	9:01	0/0	0	0/0	0	0/0	0	1/2	50	0	1	1	1	3	0	0	1	1	1		
6	LANGFORD Emma	12:04	1/3	33	1/3	33	0/0	0	0/0	0	0	3	3	0	3	1	0	2	0	2		
7	LAVEY Tessa	25:33	1/5	20	0/2	0	1/3	33	4/4	100	1	0	1	1	1	0	0	2	4	7		
*8	CUMMING Stephanie	22:22	2/7	29	2/6	33	0/1	0	2/2	100	1	3	4	2	3	1	2	1	2	6		
9	MADGEN Tess	0:00	0/0	0	0/0	0	0/0	0	0/0	0	0	0	0	0	0	0	0	0	0	0		
*10	KUNEK Alice	28:11	8/12	67	8/11	73	0/1	0	5/6	83	0	7	7	1	1	0	0	2	8	21		
*12	EBZERY Katie	23:02	4/9	44	4/9	44	0/0	0	4/4	100	0	1	1	3	2	3	1	1	2	12		
13	BURTON Natalie	18:02	0/0	0	0/0	0	0/0	0	2/2	100	2	1	3	0	1	1	0	3	1	2		
*14	TOLO Marianna	20:59	2/6	33	2/6	33	0/0	0	1/2	50	4	1	5	1	1	1	2	2	4	5		
*15	BLICAVS Sara	27:58	6/11	55	6/10	60	0/1	0	0/0	0	3	5	8	2	3	0	1	0	0	12		
Team / Coach																						
Totals		25/55	45	24/49	49	1/6	17	21/24	88	11	33	44	11	20	7	6	14	23	72			
Coach		BROWN Philip																				
Assistant Coach		LUCAS Christopher																				

CAN - Canada

No.	Name	MIN	Field Goals		2 Points		3 Points		Free Throws		Rebounds			AS	TO	ST	BS	PF	FD	PTS		
			M/A	%	M/A	%	M/A	%	M/A	%	OR	DR	TOT									
5	ROS Dianna	5:47	0/1	0	0/1	0	0/0	0	0/0	0	0	0	0	0	0	0	0	0	0	0		
*6	LANGLOIS Miah-Marie	36:16	3/15	20	2/11	18	1/4	25	2/2	100	1	3	4	6	4	3	0	3	2	9		
*7	WILLIAMS Korissa	27:53	3/12	25	3/12	25	0/0	0	4/6	67	3	2	5	0	2	2	0	4	5	10		
*8	YOUNG Kristjana	17:51	2/9	22	2/5	40	0/4	0	0/0	0	0	0	0	0	1	0	0	4	0	4		
9	COWARD Rachelle	21:13	3/11	27	3/10	30	0/1	0	2/2	100	2	0	2	0	2	1	0	1	1	8		
10	CHAMBERS Erin	14:43	3/3	100	2/2	100	1/1	100	0/0	0	0	0	0	0	0	1	0	0	0	7		
11	SPOTTON Kara	9:21	1/2	50	1/1	100	0/1	0	0/0	0	1	1	2	0	1	2	0	3	1	2		
*12	LEDINGHAM Lindsay	26:56	3/4	75	0/0	0	3/4	75	0/0	0	1	2	3	0	1	2	1	3	1	9		
*13	CAMPBELL Tajah	11:32	2/6	33	2/6	33	0/0	0	1/1	100	3	2	5	1	1	0	0	2	1	5		
14	KREIGER Tessa	8:53	1/4	25	1/4	25	0/0	0	0/0	0	0	4	4	0	2	0	0	3	1	2		
15	EMMERSON Dalyce	19:35	1/5	20	1/5	20	0/0	0	0/0	0	2	3	5	2	0	0	0	0	2	2		
Team / Coach																						
Totals		22/72	31	17/57	30	5/15	33	9/11	82	15	20	35	9	15	11	1	23	14	58			
Coach		MCKENZIE Fabian																				
Assistant Coach		VALLEE Chantal DOMENIGONI Michele																				

	AUS	CAN
Points from Turnovers	6	9
Points in the Paint	34	30
Second Chance Points	6	6
Fast Break Points	4	2

	AUS	CAN
Biggest Lead	28	0
Biggest Scoring Run	13-0 (62-34)	12-0 (67-54)
Lead Changes	0	
Times Tied	0	

LEGEND			
%	Shooting Percentage	(C)	Captain
BS	Blocked Shots	DR	Defensive Rebounds
OR	Offensive Rebounds	OTx	Overtime
S	Suspended	ST	Steals
(I)	Injured	FD	Fouls Drawn
*	Starters	PF	Fouls
M/A	Made / Attempts	TO	Turnovers
PTS	Points	AS	Assists
TOT	Total Rebounds	MIN	Minutes Played
		Qx	Quarter Time

Timing and Results provided by TISSOT



Game No: 27

Shot Chart
Схема бросков

AUS 72 vs 58 CAN

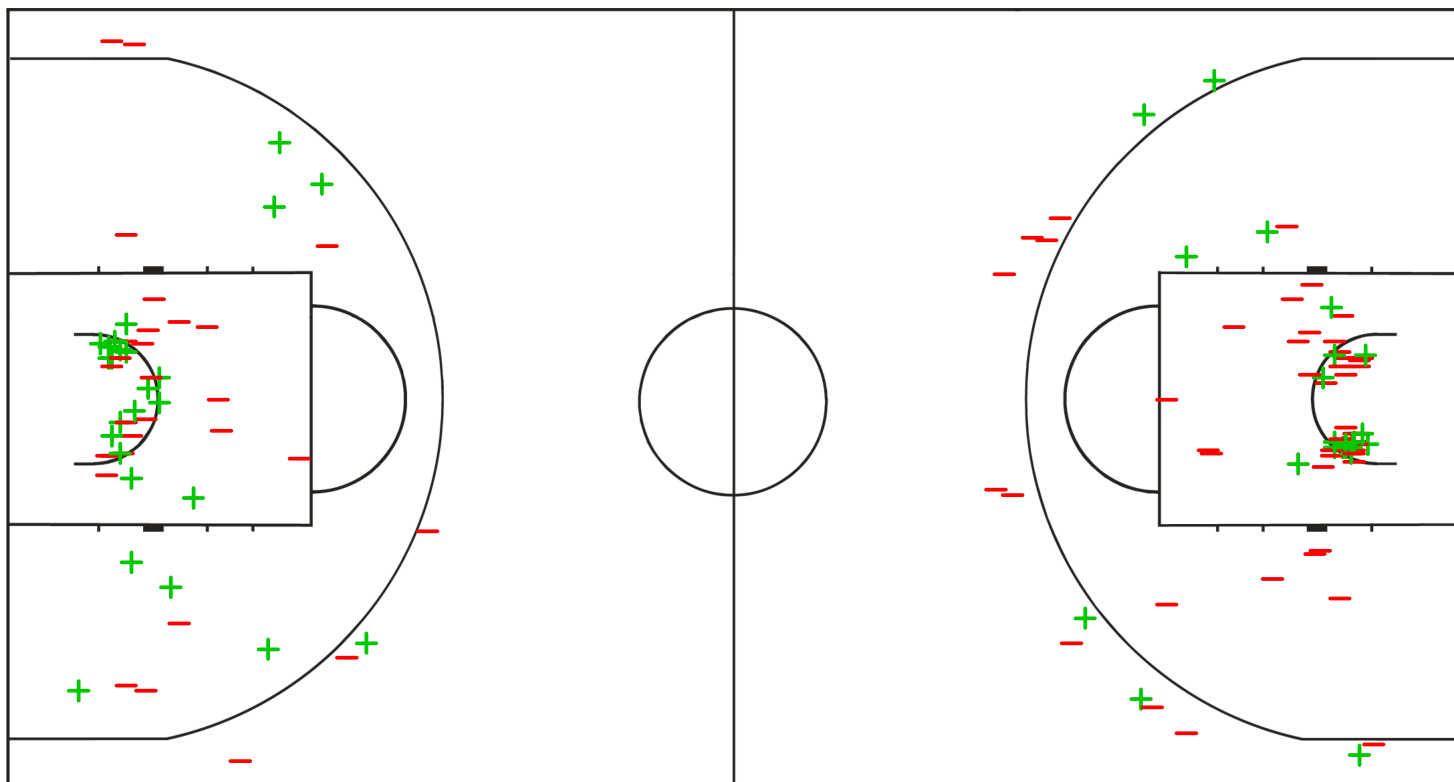
(23 - 15, 14 - 12, 18 - 7, 17 - 24)

Scoring by 5 min intervals:

	Q1		Q2		Q3		Q4	
AUS	9	23	29	37	45	55	67	72
CAN	2	15	21	27	30	34	42	58

AUS - Australia

CAN - Canada



LEGEND

+ Shot Made

- Shot Missed

Timing and Results provided by **TISSOT**



Game No: 27

Shot Chart
Схема бросков

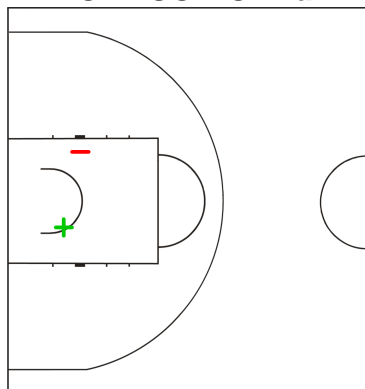
AUS 72 vs 58 CAN
(23 - 15, 14 - 12, 18 - 7, 17 - 24)

Scoring by 5 min intervals:

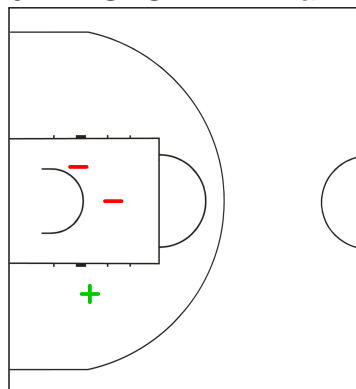
	Q1		Q2		Q3		Q4	
AUS	9	23	29	37	45	55	67	72
CAN	2	15	21	27	30	34	42	58

AUS - Australia

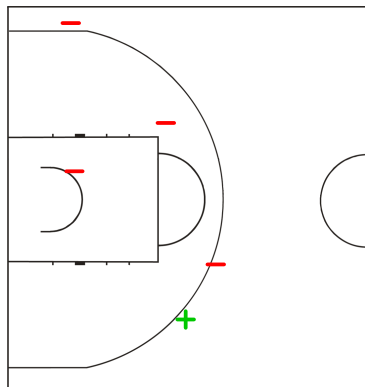
4 THOMPSON Olivia



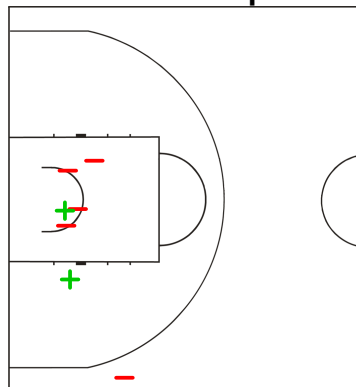
6 LANGFORD Emma



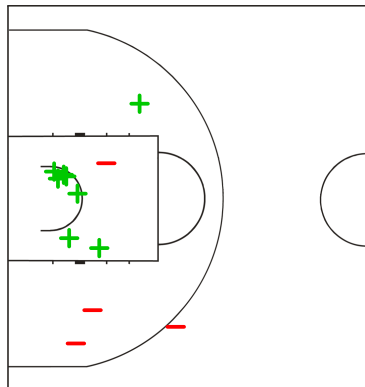
7 LAVEY Tessa



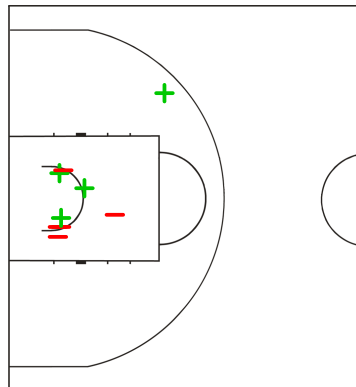
8 CUMMING Stephanie



10 KUNEK Alice



12 EBZERY Katie



LEGEND

+ Shot Made

-

Shot Missed

Timing and Results provided by **TISSOT**



Game No: 27

Shot Chart
Схема бросков

AUS 72 vs 58 CAN

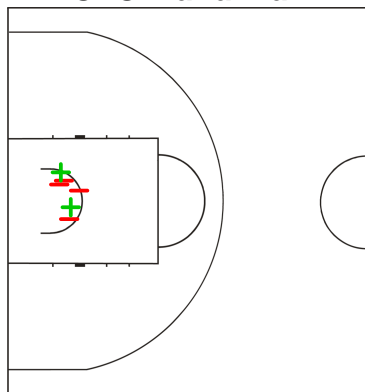
(23 - 15, 14 - 12, 18 - 7, 17 - 24)

Scoring by 5 min intervals:

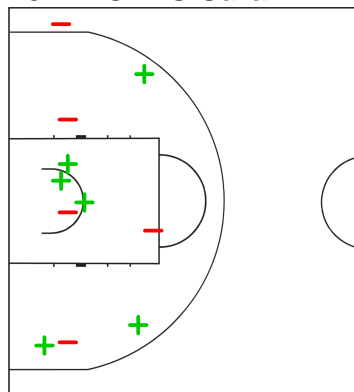
	Q1		Q2		Q3		Q4	
AUS	9	23	29	37	45	55	67	72
CAN	2	15	21	27	30	34	42	58

AUS - Australia

14 TOLO Marianna



15 BLICAVS Sara



LEGEND

+ Shot Made

- Shot Missed

Timing and Results provided by **TISSOT**



Game No: 27

Shot Chart
Схема бросков

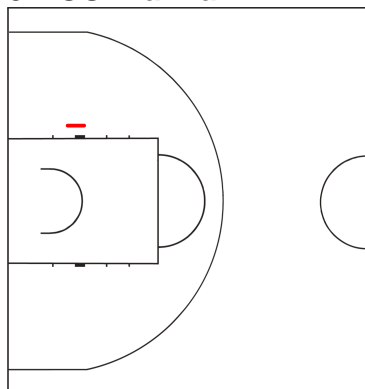
AUS 72 vs 58 CAN
(23 - 15, 14 - 12, 18 - 7, 17 - 24)

Scoring by 5 min intervals:

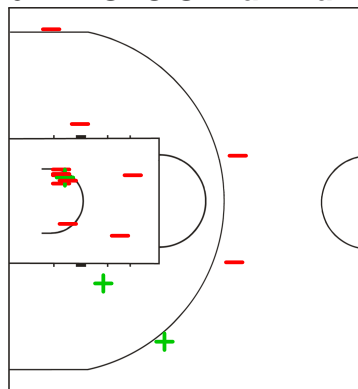
	Q1		Q2		Q3		Q4	
AUS	9	23	29	37	45	55	67	72
CAN	2	15	21	27	30	34	42	58

CAN - Canada

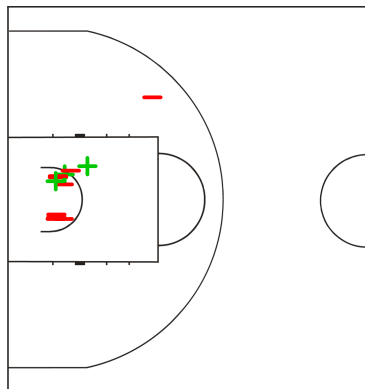
5 ROS Dianna



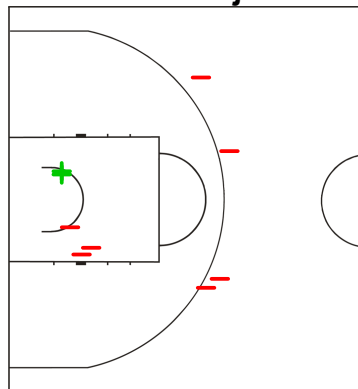
6 LANGLOIS Miah-Marie



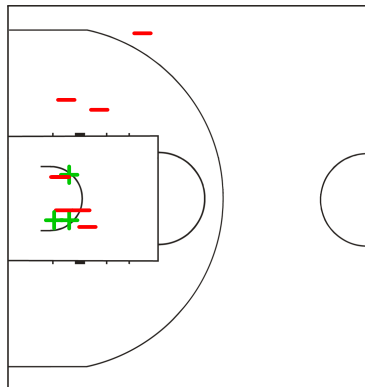
7 WILLIAMS Korissa



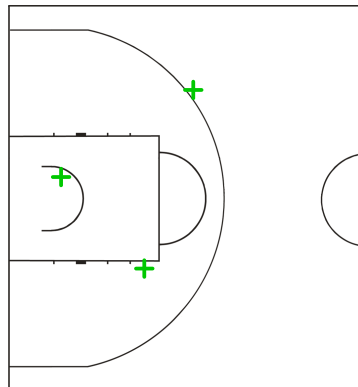
8 YOUNG Kristjana



9 COWARD Rachelle



10 CHAMBERS Erin



LEGEND

+ Shot Made

-

Shot Missed

Timing and Results provided by **TISSOT**



Game No: 27

Shot Chart
Схема бросков

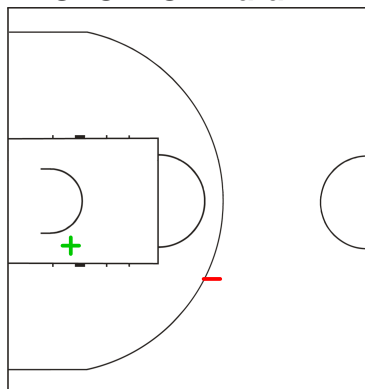
AUS 72 vs 58 CAN
(23 - 15, 14 - 12, 18 - 7, 17 - 24)

Scoring by 5 min intervals:

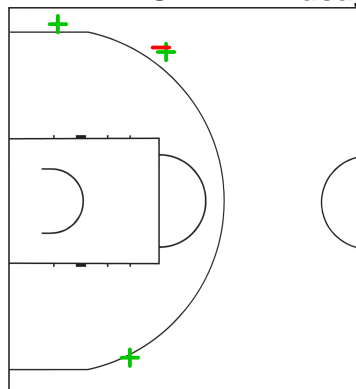
	Q1		Q2		Q3		Q4	
AUS	9	23	29	37	45	55	67	72
CAN	2	15	21	27	30	34	42	58

CAN - Canada

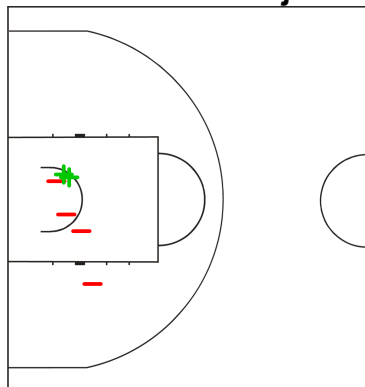
11 SPOTTON Kara



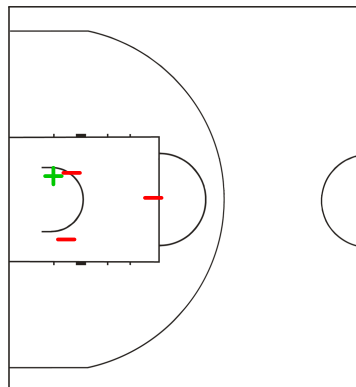
12 LEDINGHAM Lindsay



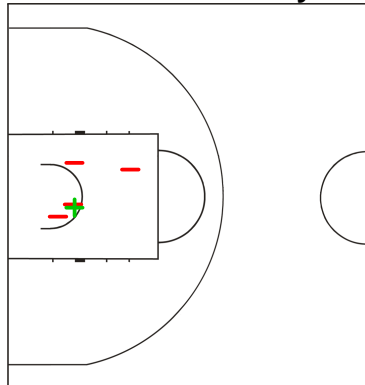
13 CAMPBELL Taijah



14 KREIGER Tessa



15 EMMERSON Dalyce



LEGEND

+ Shot Made

-

Shot Missed

Timing and Results provided by **TISSOT**



Game No: 27

Lineup Analysis

Анализ

AUS 72 vs 58 CAN

AUS

Lineup efficiency

8 CUMMING S	10 KUNEK A	12 EBZERY K	14 TOLO M	15 BLICAVS S	6:43
4 THOMPSON O	5 MANSFIELD L	7 LAVEY T	13 BURTON N	15 BLICAVS S	3:58
5 MANSFIELD L	6 LANGFORD E	7 LAVEY T	14 TOLO M	15 BLICAVS S	3:49
7 LAVEY T	10 KUNEK A	12 EBZERY K	14 TOLO M	15 BLICAVS S	3:13
7 LAVEY T	8 CUMMING S	10 KUNEK A	13 BURTON N	15 BLICAVS S	3:09
6 LANGFORD E	7 LAVEY T	12 EBZERY K	13 BURTON N	15 BLICAVS S	3:03
4 THOMPSON O	8 CUMMING S	10 KUNEK A	12 EBZERY K	14 TOLO M	3:01
6 LANGFORD E	8 CUMMING S	10 KUNEK A	12 EBZERY K	14 TOLO M	2:55
4 THOMPSON O	7 LAVEY T	8 CUMMING S	10 KUNEK A	13 BURTON N	2:36
4 THOMPSON O	7 LAVEY T	10 KUNEK A	12 EBZERY K	13 BURTON N	2:14
8 CUMMING S	10 KUNEK A	12 EBZERY K	13 BURTON N	15 BLICAVS S	1:46
6 LANGFORD E	7 LAVEY T	8 CUMMING S	10 KUNEK A	13 BURTON N	1:11
7 LAVEY T	8 CUMMING S	10 KUNEK A	14 TOLO M	15 BLICAVS S	1:01
4 THOMPSON O	5 MANSFIELD L	6 LANGFORD E	7 LAVEY T	15 BLICAVS S	0:59
5 MANSFIELD L	7 LAVEY T	10 KUNEK A	14 TOLO M	15 BLICAVS S	0:15
6 LANGFORD E	7 LAVEY T	10 KUNEK A	12 EBZERY K	13 BURTON N	0:05
6 LANGFORD E	10 KUNEK A	12 EBZERY K	14 TOLO M	15 BLICAVS S	0:02

Score development

8 CUMMING S	10 KUNEK A	12 EBZERY K	14 TOLO M	15 BLICAVS S	6:43	+10
7 LAVEY T	10 KUNEK A	12 EBZERY K	14 TOLO M	15 BLICAVS S	3:13	+8
4 THOMPSON O	7 LAVEY T	10 KUNEK A	12 EBZERY K	13 BURTON N	2:14	+4
4 THOMPSON O	8 CUMMING S	10 KUNEK A	12 EBZERY K	14 TOLO M	3:01	+4
6 LANGFORD E	7 LAVEY T	10 KUNEK A	12 EBZERY K	13 BURTON N	0:05	+2
4 THOMPSON O	7 LAVEY T	8 CUMMING S	10 KUNEK A	13 BURTON N	2:36	+2
6 LANGFORD E	8 CUMMING S	10 KUNEK A	12 EBZERY K	14 TOLO M	2:55	+2
6 LANGFORD E	7 LAVEY T	12 EBZERY K	13 BURTON N	15 BLICAVS S	3:03	+1
6 LANGFORD E	10 KUNEK A	12 EBZERY K	14 TOLO M	15 BLICAVS S	0:02	0
5 MANSFIELD L	7 LAVEY T	10 KUNEK A	14 TOLO M	15 BLICAVS S	0:15	0
7 LAVEY T	8 CUMMING S	10 KUNEK A	14 TOLO M	15 BLICAVS S	1:01	0
6 LANGFORD E	7 LAVEY T	8 CUMMING S	10 KUNEK A	13 BURTON N	1:11	0
5 MANSFIELD L	6 LANGFORD E	7 LAVEY T	14 TOLO M	15 BLICAVS S	3:49	0
8 CUMMING S	10 KUNEK A	12 EBZERY K	13 BURTON N	15 BLICAVS S	1:46	-2
4 THOMPSON O	5 MANSFIELD L	6 LANGFORD E	7 LAVEY T	15 BLICAVS S	0:59	-5
4 THOMPSON O	5 MANSFIELD L	7 LAVEY T	13 BURTON N	15 BLICAVS S	3:58	-5
7 LAVEY T	8 CUMMING S	10 KUNEK A	13 BURTON N	15 BLICAVS S	3:09	-6



Game No: 27

Lineup Analysis

Анализ

CAN

Lineup efficiency

6	LANGLOIS M	7	WILLIAMS K	8	YOUNG K	12	LEDINGHAM L	15	EMMERSON D	6:17
6	LANGLOIS M	8	YOUNG K	9	COWARD R	12	LEDINGHAM L	15	EMMERSON D	3:13
6	LANGLOIS M	7	WILLIAMS K	9	COWARD R	12	LEDINGHAM L	15	EMMERSON D	2:37
6	LANGLOIS M	7	WILLIAMS K	10	CHAMBERS E	12	LEDINGHAM L	14	KREIGER T	2:35
5	ROS D	6	LANGLOIS M	9	COWARD R	11	SPOTTON K	13	CAMPBELL T	2:35
6	LANGLOIS M	7	WILLIAMS K	10	CHAMBERS E	11	SPOTTON K	15	EMMERSON D	2:17
6	LANGLOIS M	9	COWARD R	10	CHAMBERS E	12	LEDINGHAM L	15	EMMERSON D	2:14
6	LANGLOIS M	7	WILLIAMS K	11	SPOTTON K	12	LEDINGHAM L	14	KREIGER T	2:05
6	LANGLOIS M	7	WILLIAMS K	8	YOUNG K	12	LEDINGHAM L	13	CAMPBELL T	1:52
6	LANGLOIS M	7	WILLIAMS K	9	COWARD R	10	CHAMBERS E	13	CAMPBELL T	1:49
5	ROS D	7	WILLIAMS K	9	COWARD R	12	LEDINGHAM L	15	EMMERSON D	1:46
6	LANGLOIS M	7	WILLIAMS K	10	CHAMBERS E	12	LEDINGHAM L	13	CAMPBELL T	1:29
5	ROS D	6	LANGLOIS M	8	YOUNG K	10	CHAMBERS E	13	CAMPBELL T	1:26
6	LANGLOIS M	7	WILLIAMS K	8	YOUNG K	9	COWARD R	13	CAMPBELL T	1:18
6	LANGLOIS M	8	YOUNG K	9	COWARD R	10	CHAMBERS E	15	EMMERSON D	1:11
7	WILLIAMS K	9	COWARD R	11	SPOTTON K	12	LEDINGHAM L	14	KREIGER T	0:56
6	LANGLOIS M	8	YOUNG K	9	COWARD R	11	SPOTTON K	13	CAMPBELL T	0:56
6	LANGLOIS M	7	WILLIAMS K	8	YOUNG K	12	LEDINGHAM L	14	KREIGER T	0:46
7	WILLIAMS K	8	YOUNG K	9	COWARD R	10	CHAMBERS E	14	KREIGER T	0:45
6	LANGLOIS M	7	WILLIAMS K	9	COWARD R	10	CHAMBERS E	14	KREIGER T	0:40
6	LANGLOIS M	9	COWARD R	11	SPOTTON K	12	LEDINGHAM L	14	KREIGER T	0:32
6	LANGLOIS M	7	WILLIAMS K	9	COWARD R	12	LEDINGHAM L	14	KREIGER T	0:24
7	WILLIAMS K	9	COWARD R	10	CHAMBERS E	12	LEDINGHAM L	14	KREIGER T	0:10
7	WILLIAMS K	8	YOUNG K	9	COWARD R	10	CHAMBERS E	13	CAMPBELL T	0:07

Score development

5	ROS D	6	LANGLOIS M	8	YOUNG K	10	CHAMBERS E	13	CAMPBELL T	1:26	+6
5	ROS D	6	LANGLOIS M	9	COWARD R	11	SPOTTON K	13	CAMPBELL T	2:35	+6
6	LANGLOIS M	7	WILLIAMS K	9	COWARD R	10	CHAMBERS E	14	KREIGER T	0:40	+2
7	WILLIAMS K	8	YOUNG K	9	COWARD R	10	CHAMBERS E	14	KREIGER T	0:45	+2
5	ROS D	7	WILLIAMS K	9	COWARD R	12	LEDINGHAM L	15	EMMERSON D	1:46	+2
6	LANGLOIS M	7	WILLIAMS K	10	CHAMBERS E	11	SPOTTON K	15	EMMERSON D	2:17	+2
6	LANGLOIS M	7	WILLIAMS K	10	CHAMBERS E	12	LEDINGHAM L	13	CAMPBELL T	1:29	+1
7	WILLIAMS K	8	YOUNG K	9	COWARD R	10	CHAMBERS E	13	CAMPBELL T	0:07	0
7	WILLIAMS K	9	COWARD R	10	CHAMBERS E	12	LEDINGHAM L	14	KREIGER T	0:10	0
6	LANGLOIS M	7	WILLIAMS K	8	YOUNG K	12	LEDINGHAM L	14	KREIGER T	0:46	0
6	LANGLOIS M	8	YOUNG K	9	COWARD R	11	SPOTTON K	13	CAMPBELL T	0:56	-1
6	LANGLOIS M	8	YOUNG K	9	COWARD R	10	CHAMBERS E	15	EMMERSON D	1:11	0
6	LANGLOIS M	7	WILLIAMS K	8	YOUNG K	9	COWARD R	13	CAMPBELL T	1:18	0
6	LANGLOIS M	7	WILLIAMS K	9	COWARD R	10	CHAMBERS E	13	CAMPBELL T	1:49	0
6	LANGLOIS M	9	COWARD R	10	CHAMBERS E	12	LEDINGHAM L	15	EMMERSON D	2:14	-1
6	LANGLOIS M	7	WILLIAMS K	10	CHAMBERS E	12	LEDINGHAM L	14	KREIGER T	2:35	-1
6	LANGLOIS M	7	WILLIAMS K	9	COWARD R	12	LEDINGHAM L	14	KREIGER T	0:24	-2
6	LANGLOIS M	9	COWARD R	11	SPOTTON K	12	LEDINGHAM L	14	KREIGER T	0:32	-2
7	WILLIAMS K	9	COWARD R	11	SPOTTON K	12	LEDINGHAM L	14	KREIGER T	0:56	-2
6	LANGLOIS M	7	WILLIAMS K	11	SPOTTON K	12	LEDINGHAM L	14	KREIGER T	2:05	-2
6	LANGLOIS M	7	WILLIAMS K	9	COWARD R	12	LEDINGHAM L	15	EMMERSON D	2:37	-2
6	LANGLOIS M	7	WILLIAMS K	8	YOUNG K	12	LEDINGHAM L	13	CAMPBELL T	1:52	-5
6	LANGLOIS M	8	YOUNG K	9	COWARD R	12	LEDINGHAM L	15	EMMERSON D	3:13	-8
6	LANGLOIS M	7	WILLIAMS K	8	YOUNG K	12	LEDINGHAM L	15	EMMERSON D	6:17	-9

LEGEND

+ Shot Made - Shot Missed

Timing and Results provided by  TISSOT



Game No: 31

Start List

Стартовый список

POL vs MLI

Referee: OLIVEROS HENRIQUEZ Rodrigo Miguel (CHI)

Umpire: SUSLOV Timo (EST) / TIEN Hsiao-Lun (TPE)

POL - Poland

No.	Name	Pos	Height m / ft in	Age	Current Games Statistics						
					PPG	FG%	3FG%	FT%	RPG	APG	MPG (GP)
4	KRZYZANIAK Milena	G	1.64/5'5"	23	2.7	20	0	50	3.7	3.7	21:35 (3)
5	MARKIEWICZ Joanna	F	1.84/6'0"	22	6.0	43	25	83	2.3	1.0	16:39 (3)
6	COSENGUE CASIMIRO Ramona	G	1.70/5'7"	20	4.3	24	0	60	2.0	1.7	17:06 (3)
7	TREBICKA Claudia	G	1.76/5'9"	23	4.3	27	0	83	2.3	1.3	12:07 (3)
8	SNIEZEK Agnieszka	G	1.76/5'9"	21	7.0	67		83	2.7	2.0	19:09 (3)
9	MANKOWSKA Marta	G	1.80/5'11"	22	5.3	38	50	33	1.0	0.3	16:04 (3)
10	SCHMIDT Roksana	F	1.80/5'11"	20	8.0	33	40	83	1.7	0.7	16:21 (3)
11	SKOWRONEK Barbara	C	1.87/6'2"	22	5.3	33		86	2.3	0.0	13:51 (3)
12	BIENIEK Monika	F	1.81/5'11"	20	0.3	0		50	1.7	1.3	10:06 (3)
13	SOSNOWSKA Klaudia	F	1.86/6'1"	23	6.7	37	33	80	3.7	2.7	20:34 (3)
14	SZCZEPANIK Agata	C	1.93/6'4"	21	7.7	63	0	60	4.0	0.3	17:16 (3)
15	STELMACH Martyna	C	1.89/6'2"	21	9.7	52	50	75	4.7	1.3	19:08 (3)
Team			1.81/5'11"	21.5	67.3	39	29	72	41.3	16.3	
Coach		ZIEMINSKI Adam									
Assistant Coach		RACZYNSKI Dariusz					BARANSKI Ryszard				

POL Played		
PR	SWE	48 - 69
PR	RUS	37 - 74
PR	MGL	117 - 44


MLI - Mali

No.	Name	Pos	Height m / ft in	Age	Current Games Statistics						
					PPG	FG%	3FG%	FT%	RPG	APG	MPG (GP)
4	DIALLO Awa	G	1.58/5'2"	22	6.0	13	17	60	1.0	2.0	32:02 (3)
5	KEITA Aminata	F	1.75/5'9"	21	0.0	0	0		1.0	0.0	7:31 (3)
6	DIAKITE Rokiatou	F	1.68/5'6"	22	0.3	0	0	50	0.7	0.0	9:53 (3)
7	CISSE Rokia	F	1.80/5'11"	20	0.7	33			0.3	0.3	4:34 (3)
8	KONATE Aminata	F	1.80/5'11"	21	4.3	25	10		2.7	1.3	26:21 (3)
9	SISSOKO Aminata	G	1.70/5'7"	22	7.0	41	25	50	5.3	0.3	32:21 (3)
10	MARIKO Aminata	C	1.85/6'1"	23	13.7	47	0	20	8.3	1.0	31:37 (3)
12	SININTA MARIAM Dite G.	F	1.70/5'7"	23	0.0	0	0		1.0	0.0	7:54 (3)
13	TOLO Aissata	F	1.78/5'10"	22	2.0	20	0		3.3	0.3	12:17 (3)
14	FOMBA Aissata	G	1.76/5'9"	19	0.0	0			0.0	0.0	1:53 (2)
15	TOURE Farima	C	1.83/6'0"	19	8.3	23	0	69	8.7	1.7	34:11 (3)
Team			1.75/5'9"	21.3	42.3	27	13	55	36.0	7.0	
Coach		SOUARE Babakar									
Assistant Coach		SANOGO Terumba									

MLI Played		
PR	USA	32 - 120
PR	BRA	51 - 78
PR	CZE	44 - 59

LEGEND

(1)	Point Guard	(2)	Shooting Guard	(3)	Small Forward	(4)	Power Forward	(5)	Centre
(C)	Captain	3FG%	3 Points Field Goals %	APG	Assists per Game	C	Centre	F	Forward
FG%	Field Goals %	FT%	Free Throws %	G	Guard	GP	Games Played	MPG	Minutes Played per Game
Pos	Playing Position	PPG	Points per Game	PR	Preliminary Round	RPG	Rebounds per Game		

Timing and Results provided by  TISSOT



Game No: 31

Results
Результаты

Attendance: 225

Match Duration: 1:33

POL 82 vs 52 MLI
(26:13, 16:13, 24:8, 16:18)

Referee: OLIVEROS HENRIQUEZ Rodrigo Miguel (CHI)

Commissioner:

Umpire: SUSLOV Timo (EST) / TIEN Hsiao-Lun (TPE)

Scoring by 5 min intervals:	POL	Q1		Q2		Q3		Q4	
		M	A	M	A	M	A	M	A
		14	26	30	42	51	66	74	82
	MLI	7	13	20	26	28	34	42	52

POL - Poland

No.	Name	MIN	Field Goals		2 Points		3 Points		Free Throws		Rebounds			AS	TO	ST	BS	PF	FD	PTS
			M/A	%	M/A	%	M/A	%	M/A	%	OR	DR	TOT							
*4	KRZYZANIAK Milena	28:57	3/5	60	1/3	33	2/2	100	3/4	75	1	4	5	5	1	0	0	0	3	11
*5	MARKIEWICZ Joanna	20:02	1/5	20	1/2	50	0/3	0	1/2	50	2	2	4	5	1	2	0	0	2	3
6	COSENGUE CASIMIRO Ramona	0:00	0/0	0	0/0	0	0/0	0	0/0	0	0	0	0	0	0	0	0	0	0	0
7	TREBICKA Claudia	11:03	0/2	0	0/2	0	0/0	0	0/0	0	0	2	2	1	4	0	0	0	0	0
*8	SNIEZEK Agnieszka	25:46	6/6	100	6/6	100	0/0	0	2/4	50	3	1	4	3	0	1	0	3	3	14
9	MANKOWSKA Marta	11:20	1/3	33	1/2	50	0/1	0	0/0	0	1	2	3	0	2	0	0	1	0	2
10	SCHMIDT Roksana	15:44	3/6	50	3/5	60	0/1	0	4/6	67	0	1	1	1	1	1	0	3	5	10
11	SKOWRONEK Barbara	17:26	3/5	60	3/5	60	0/0	0	0/0	0	2	3	5	2	1	2	2	1	1	6
12	BIENIEK Monika	13:37	0/4	0	0/2	0	0/2	0	0/0	0	0	3	3	4	1	1	0	0	0	0
*13	SOSNOWSKA Klaudia	22:34	5/10	50	3/5	60	2/5	40	1/2	50	5	3	8	2	0	1	0	3	4	13
*14	SZCZEPANIK Agata	16:38	5/12	42	5/12	42	0/0	0	1/2	50	1	7	8	2	3	0	1	1	1	11
15	STELMACH Martyna	16:53	5/11	45	5/10	50	0/1	0	2/4	50	1	2	3	3	3	1	0	0	3	12
Team / Coach											2	3	5							
Totals			32/69	46	28/54	52	4/15	27	14/24	58	18	33	51	28	17	9	3	12	22	82

Coach	ZIEMINSKI Adam	
Assistant Coach	RACZYNSKI Dariusz	BARANSKI Ryszard

MLI - Mali

No.	Name	MIN	Field Goals		2 Points		3 Points		Free Throws		Rebounds			AS	TO	ST	BS	PF	FD	PTS
			M/A	%	M/A	%	M/A	%	M/A	%	OR	DR	TOT							
*4	DIALLO Awa	30:08	1/16	6	1/5	20	0/11	0	0/0	0	1	2	3	3	0	0	0	2	1	2
5	KEITA Aminata	6:26	0/4	0	0/3	0	0/1	0	0/0	0	2	1	3	0	0	0	0	3	0	0
6	DIAKITE Rokiatou	13:10	1/3	33	1/1	100	0/2	0	0/0	0	0	2	2	2	0	1	1	4	1	2
7	CISSE Rokia	7:29	1/1	100	1/1	100	0/0	0	0/0	0	0	0	0	1	0	0	0	1	0	2
8	KONATE Aminata	16:55	1/5	20	1/5	20	0/0	0	0/0	0	1	2	3	1	3	0	0	1	0	2
*9	SISSOKO Aminata	37:12	3/16	19	2/10	20	1/6	17	0/0	0	0	4	4	3	3	2	0	3	1	7
*10	MARIKO Aminata	40:00	10/19	53	9/18	50	1/1	100	2/4	50	16	9	25	5	8	4	0	2	7	23
12	SININTA MARIAM Dite G.	0:00	0/0	0	0/0	0	0/0	0	0/0	0	0	0	0	0	0	0	0	0	0	0
*13	TOLO Aissata	14:01	2/5	40	1/2	50	1/3	33	0/0	0	0	1	1	0	0	0	0	2	0	5
14	FOMBA Aissata	3:58	1/1	100	1/1	100	0/0	0	0/0	0	0	0	0	0	0	1	0	0	0	2
*15	TOURE Farima	30:41	3/13	23	3/13	23	0/0	0	1/2	50	4	3	7	2	2	1	0	4	2	7
Team / Coach											0	0	0							
Totals			23/83	28	20/59	34	3/24	13	3/6	50	24	24	48	17	18	9	1	22	12	52

Coach	SOUHARE Babakar	
Assistant Coach	SANOGO Terumba	

	POL	MLI
Points from Turnovers	17	14
Points in the Paint	48	32
Second Chance Points	12	2
Fast Break Points	26	11

	POL	MLI
Biggest Lead	37	0
Biggest Scoring Run	9-0 (16-7)	7-0 (7-7)
Lead Changes	0	
Times Tied	1	

LEGEND			
%	Shooting Percentage	(C)	Captain
BS	Blocked Shots	DR	Defensive Rebounds
OR	Offensive Rebounds	OTx	Overtime
S	Suspended	ST	Steals
(I)	Injured	FD	Fouls Drawn
		PF	Fouls
		TO	Turnovers
*	Starters	M/A	Made / Attempts
		PTS	Points
		TOT	Total Rebounds
AS	Assists	MIN	Minutes Played
		Qx	Quarter Time

Timing and Results provided by TISSOT



Game No: 31

Shot Chart

Схема бросков

POL 82 vs 52 MLI

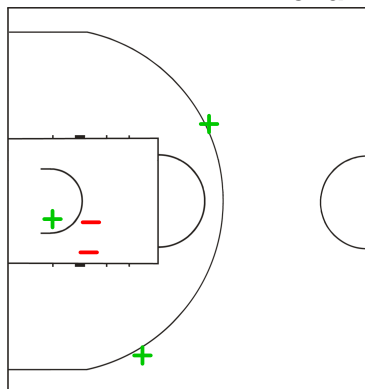
(26 - 13, 16 - 13, 24 - 8, 16 - 18)

Scoring by 5 min intervals:

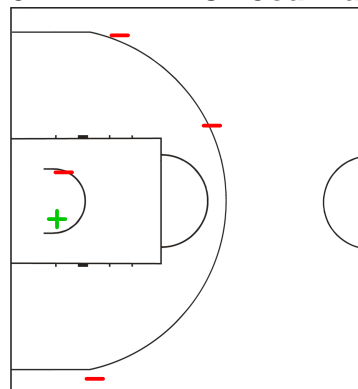
	Q1		Q2		Q3		Q4	
POL	14	26	30	42	51	66	74	82
MLI	7	13	20	26	28	34	42	52

POL - Poland

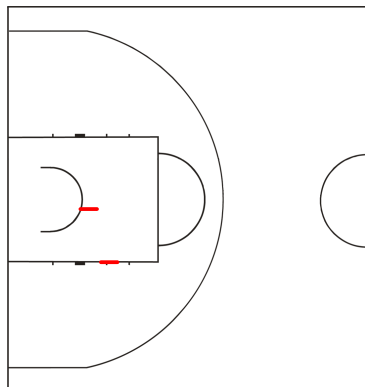
4 KRZYZANIAK Milena



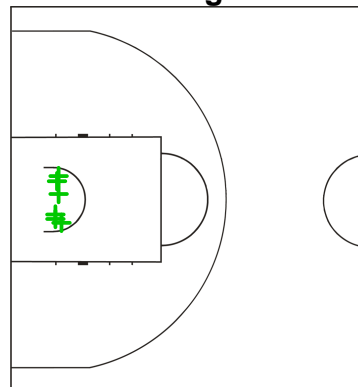
5 MARKIEWICZ Joanna



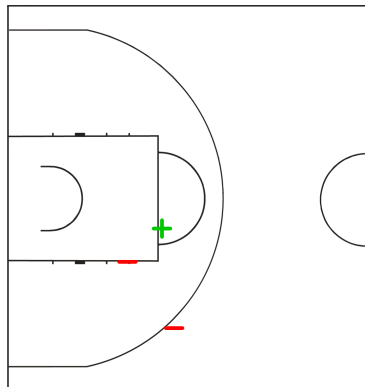
7 TREBICKA Claudia



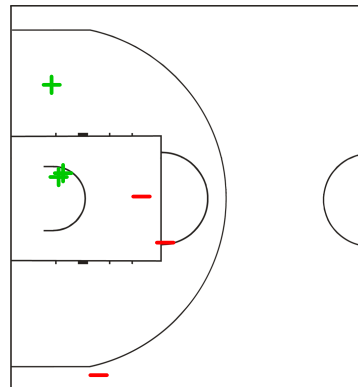
8 SНИЕZEK Agnieszka



9 MANKOWSKA Marta



10 SCHMIDT Roksana



LEGEND

+ Shot Made

-

Shot Missed

Timing and Results provided by **TISSOT**



Game No: 31

Shot Chart

Схема бросков

POL 82 vs 52 MLI

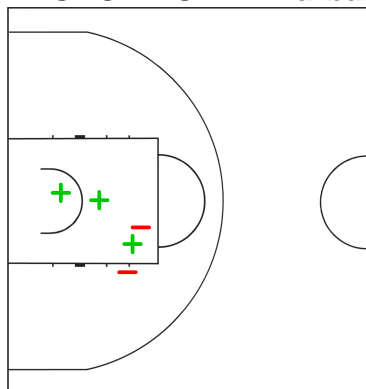
(26 - 13, 16 - 13, 24 - 8, 16 - 18)

Scoring by 5 min intervals:

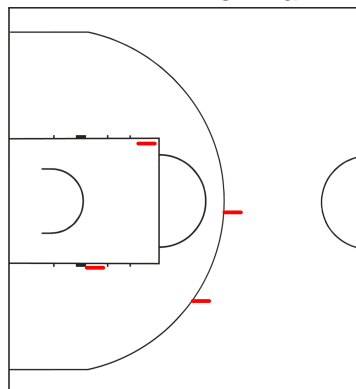
	Q1		Q2		Q3		Q4	
POL	14	26	30	42	51	66	74	82
MLI	7	13	20	26	28	34	42	52

POL - Poland

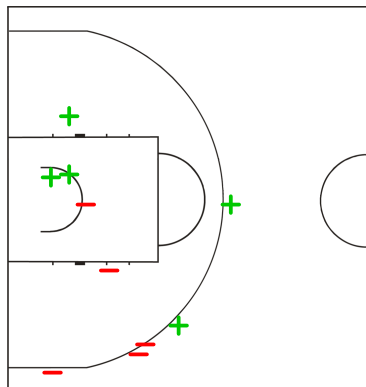
11 SKOWRONEK Barbara



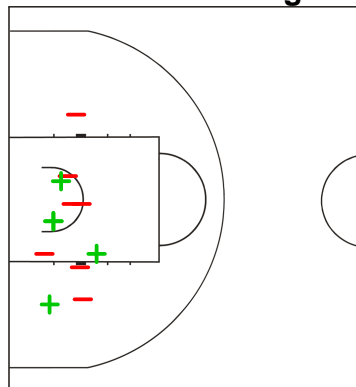
12 BIENIEK Monika



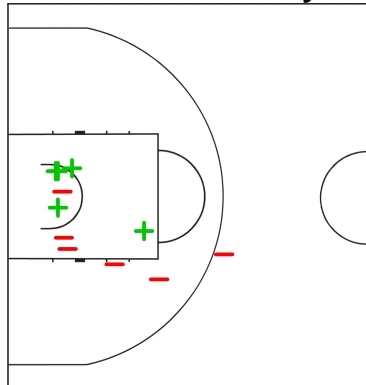
13 SOSNOWSKA Klaudia



14 SZCZEPANIK Agata



15 STELMACH Martyna



LEGEND

+ Shot Made

-

Shot Missed

Timing and Results provided by **TISSOT**



Game No: 31

Shot Chart

Схема бросков

POL 82 vs 52 MLI

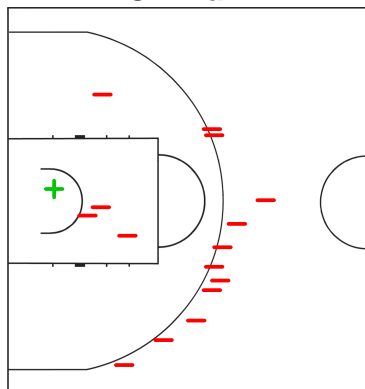
(26 - 13, 16 - 13, 24 - 8, 16 - 18)

Scoring by 5 min intervals:

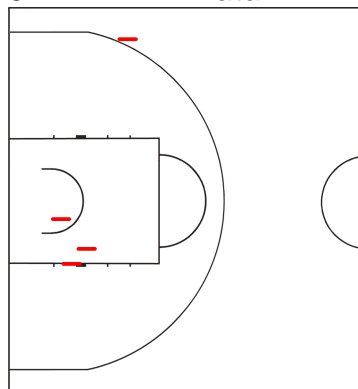
	Q1		Q2		Q3		Q4	
POL	14	26	30	42	51	66	74	82
MLI	7	13	20	26	28	34	42	52

MLI - Mali

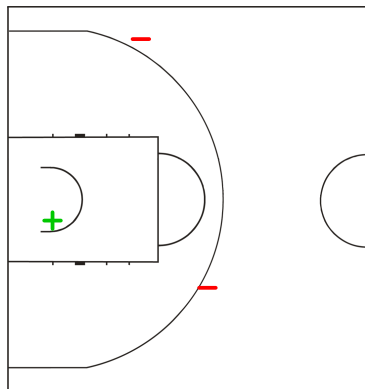
4 DIALLO Awa



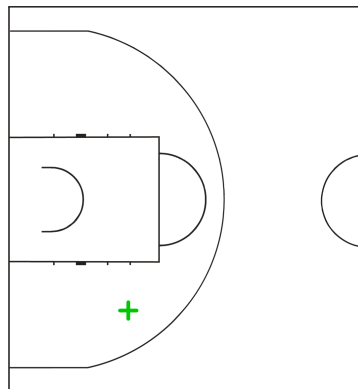
5 KEITA Aminata



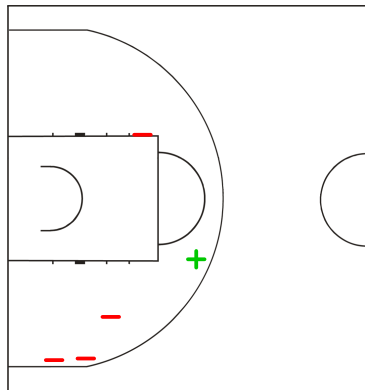
6 DIAKITE Rokiatou



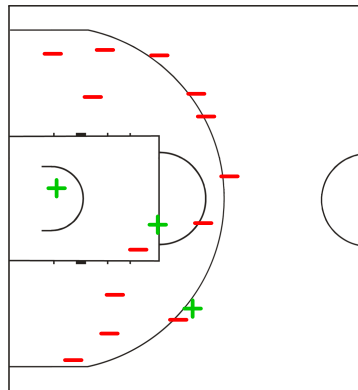
7 CISSE Rokia



8 KONATE Aminata



9 SISSOKO Aminata



LEGEND

+ Shot Made

-

Shot Missed

Timing and Results provided by **TISSOT**



Game No: 31

Shot Chart
Схема бросков

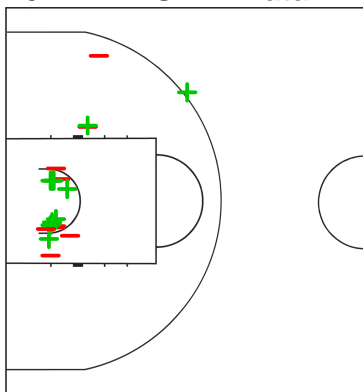
POL 82 vs 52 MLI
(26 - 13, 16 - 13, 24 - 8, 16 - 18)

Scoring by 5 min intervals:

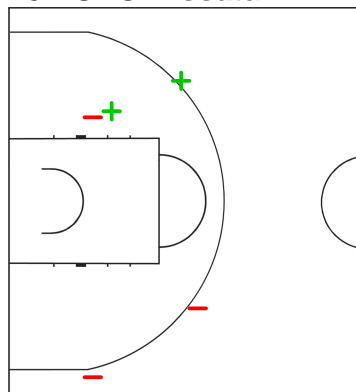
	Q1		Q2		Q3		Q4	
POL	14	26	30	42	51	66	74	82
MLI	7	13	20	26	28	34	42	52

MLI - Mali

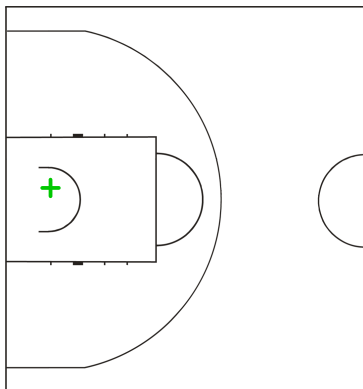
10 MARIKO Aminata



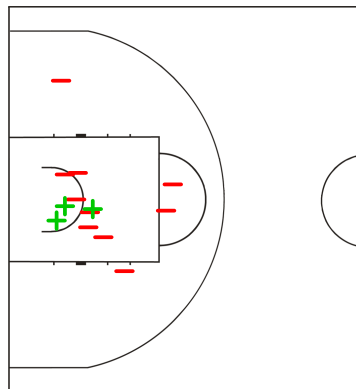
13 TOLO Aissata



14 FOMBA Aissata



15 TOURE Farima



LEGEND

+ Shot Made

- Shot Missed



Game No: 31

Lineup Analysis

Анализ

POL 82 vs 52 MLI

POL

Lineup efficiency

4	KRZYZANIAK M	5	MARKIEWICZ J	8	SNIEZEK A	13	SOSNOWSKA K	14	SZCZEPANIK A	10:03
7	TREBICKA C	9	MANKOWSKA M	10	SCHMIDT R	11	SKOWRONEK B	12	BIENIEK M	6:29
4	KRZYZANIAK M	5	MARKIEWICZ J	8	SNIEZEK A	11	SKOWRONEK B	15	STELMACH M	6:23
4	KRZYZANIAK M	9	MANKOWSKA M	10	SCHMIDT R	13	SOSNOWSKA K	15	STELMACH M	3:01
5	MARKIEWICZ J	7	TREBICKA C	10	SCHMIDT R	11	SKOWRONEK B	15	STELMACH M	2:54
4	KRZYZANIAK M	8	SNIEZEK A	12	BIENIEK M	13	SOSNOWSKA K	14	SZCZEPANIK A	2:49
4	KRZYZANIAK M	8	SNIEZEK A	10	SCHMIDT R	13	SOSNOWSKA K	14	SZCZEPANIK A	2:43
4	KRZYZANIAK M	8	SNIEZEK A	12	BIENIEK M	13	SOSNOWSKA K	15	STELMACH M	2:03
4	KRZYZANIAK M	9	MANKOWSKA M	12	BIENIEK M	13	SOSNOWSKA K	15	STELMACH M	1:13
7	TREBICKA C	8	SNIEZEK A	11	SKOWRONEK B	12	BIENIEK M	14	SZCZEPANIK A	1:03
4	KRZYZANIAK M	5	MARKIEWICZ J	8	SNIEZEK A	13	SOSNOWSKA K	15	STELMACH M	0:42
7	TREBICKA C	9	MANKOWSKA M	10	SCHMIDT R	11	SKOWRONEK B	15	STELMACH M	0:37

Score development

4	KRZYZANIAK M	5	MARKIEWICZ J	8	SNIEZEK A	13	SOSNOWSKA K	14	SZCZEPANIK A	10:03	+15
4	KRZYZANIAK M	5	MARKIEWICZ J	8	SNIEZEK A	11	SKOWRONEK B	15	STELMACH M	6:23	+9
4	KRZYZANIAK M	5	MARKIEWICZ J	8	SNIEZEK A	13	SOSNOWSKA K	15	STELMACH M	0:42	+3
7	TREBICKA C	8	SNIEZEK A	11	SKOWRONEK B	12	BIENIEK M	14	SZCZEPANIK A	1:03	+3
4	KRZYZANIAK M	8	SNIEZEK A	12	BIENIEK M	13	SOSNOWSKA K	15	STELMACH M	2:03	+3
4	KRZYZANIAK M	8	SNIEZEK A	10	SCHMIDT R	13	SOSNOWSKA K	14	SZCZEPANIK A	2:43	+2
7	TREBICKA C	9	MANKOWSKA M	10	SCHMIDT R	11	SKOWRONEK B	12	BIENIEK M	6:29	+2
4	KRZYZANIAK M	8	SNIEZEK A	12	BIENIEK M	13	SOSNOWSKA K	14	SZCZEPANIK A	2:49	+1
7	TREBICKA C	9	MANKOWSKA M	10	SCHMIDT R	11	SKOWRONEK B	15	STELMACH M	0:37	-2
4	KRZYZANIAK M	9	MANKOWSKA M	12	BIENIEK M	13	SOSNOWSKA K	15	STELMACH M	1:13	-2
5	MARKIEWICZ J	7	TREBICKA C	10	SCHMIDT R	11	SKOWRONEK B	15	STELMACH M	2:54	-2
4	KRZYZANIAK M	9	MANKOWSKA M	10	SCHMIDT R	13	SOSNOWSKA K	15	STELMACH M	3:01	-2



Game No: 31

Lineup Analysis

Анализ

MLI

Lineup efficiency


4	DIALLO A	8	KONATE A	9	SISSOKO A	10	MARIKO A	15	TOURE F	13:12
4	DIALLO A	9	SISSOKO A	10	MARIKO A	13	TOLO A	15	TOURE F	6:16
4	DIALLO A	6	DIAKITE R	9	SISSOKO A	10	MARIKO A	15	TOURE F	4:28
5	KEITA A	9	SISSOKO A	10	MARIKO A	14	FOMBA A	15	TOURE F	2:44
5	KEITA A	7	CISSE R	9	SISSOKO A	10	MARIKO A	13	TOLO A	2:28
4	DIALLO A	6	DIAKITE R	9	SISSOKO A	10	MARIKO A	13	TOLO A	2:28
6	DIAKITE R	7	CISSE R	9	SISSOKO A	10	MARIKO A	13	TOLO A	1:53
6	DIAKITE R	7	CISSE R	8	KONATE A	9	SISSOKO A	10	MARIKO A	1:34
4	DIALLO A	6	DIAKITE R	7	CISSE R	10	MARIKO A	15	TOURE F	1:34
4	DIALLO A	5	KEITA A	10	MARIKO A	14	FOMBA A	15	TOURE F	1:14
6	DIAKITE R	8	KONATE A	9	SISSOKO A	10	MARIKO A	15	TOURE F	1:13
4	DIALLO A	8	KONATE A	9	SISSOKO A	10	MARIKO A	13	TOLO A	0:56

Score development

6	DIAKITE R	8	KONATE A	9	SISSOKO A	10	MARIKO A	15	TOURE F	1:13	+2
5	KEITA A	9	SISSOKO A	10	MARIKO A	14	FOMBA A	15	TOURE F	2:44	+2
4	DIALLO A	6	DIAKITE R	9	SISSOKO A	10	MARIKO A	15	TOURE F	4:28	+2
4	DIALLO A	6	DIAKITE R	7	CISSE R	10	MARIKO A	15	TOURE F	1:34	0
6	DIAKITE R	7	CISSE R	9	SISSOKO A	10	MARIKO A	13	TOLO A	1:53	-1
4	DIALLO A	5	KEITA A	10	MARIKO A	14	FOMBA A	15	TOURE F	1:14	-2
4	DIALLO A	8	KONATE A	9	SISSOKO A	10	MARIKO A	13	TOLO A	0:56	-3
6	DIAKITE R	7	CISSE R	8	KONATE A	9	SISSOKO A	10	MARIKO A	1:34	-3
5	KEITA A	7	CISSE R	9	SISSOKO A	10	MARIKO A	13	TOLO A	2:28	-3
4	DIALLO A	8	KONATE A	9	SISSOKO A	10	MARIKO A	15	TOURE F	13:12	-6
4	DIALLO A	6	DIAKITE R	9	SISSOKO A	10	MARIKO A	13	TOLO A	2:28	-8
4	DIALLO A	9	SISSOKO A	10	MARIKO A	13	TOLO A	15	TOURE F	6:16	-10

LEGEND

+ Shot Made - Shot Missed

Timing and Results provided by  TISSOT



Game No: 26

Start List

Стартовый список

RUS vs CZE

Referee: SCHMIDT Boris (GER)

Umpire: BOZHENAR Viktor (UKR) / CALDWELL Toni le Anne (AUS)

RUS - Russian Fed.

No.	Name	Pos	Height m / ft in	Age	Current Games Statistics						
					PPG	FG%	3FG%	FT%	RPG	APG	MPG (GP)
4	GRIGORYEVA Tatiana	G	1.78/5'10"	23	12.7	60	40	67	3.0	2.7	17:39 (3)
5	FEDORENKOVA Ekaterina	G	1.78/5'10"	19	1.3	17	0		0.7	3.3	15:48 (3)
6	MAYOROVA Nadezda	G	1.78/5'10"	24	6.3	44	44	50	3.3	1.3	25:16 (3)
7	LOGUNOVA Anastasia	C	1.92/6'4"	22	12.0	62		80	4.3	1.3	23:04 (3)
8	ABRIKOSOVA Tatiana	G	1.79/5'10"	24	6.0	58	40	100	2.7	1.7	16:35 (3)
9	FINOGENTOVA Evgeniia	G	1.74/5'9"	22	5.7	40	17	100	1.0	1.7	15:46 (3)
10	SHILOVA Anastasiya	F	1.86/6'1"	22	11.0	54	50	33	2.7	2.3	19:09 (3)
11	VIERU Natalia	C	2.00/6'7"	23	7.0	44		39	8.0	1.7	21:08 (3)
12	DOROSHEVA Veronika	F	1.90/6'3"	22	9.7	53	50	80	4.7	0.0	15:04 (3)
13	PASKALENKO Liubov	C	2.03/6'8"	22	9.7	69	100	75	7.7	1.7	15:15 (3)
14	LOGINOVA Anastasia	F	1.90/6'3"	22	15.0	75	67	50	4.0	3.0	21:47 (1)
15	GRISHAEVA Nadezhda	F	1.95/6'5"	24	6.0	33		57	3.5	1.0	11:57 (2)
Team			1.87/6'2"	22.4	90.3	52	42	63	47.7	19.3	
Coach		SOKOLOVSKIY Boris									
Assistant Coach		SHUVAGIN Dmitry									

RUS Played		
PR	MGL	123 - 23
PR	POL	74 - 37
PR	SWE	74 - 68


CZE - Czech Republic

No.	Name	Pos	Height m / ft in	Age	Current Games Statistics						
					PPG	FG%	3FG%	FT%	RPG	APG	MPG (GP)
4	VACKOVA Andrea		1.77/5'10"	23	1.3	40	0		0.0	0.3	5:46 (3)
5	NOVOTNA Katerina		1.78/5'10"	23	1.0	17	33		1.0	0.3	4:20 (3)
6	ZAPLATOVA Petra		1.75/5'9"	21	6.3	41	25	67	1.7	1.7	18:49 (3)
7	BARTAKOVA Lenka		1.75/5'9"	22	5.7	29	50	50	3.0	3.0	23:38 (3)
8	OVSIKOVA Andrea		1.77/5'10"	24	7.3	41	50	50	2.0	0.3	23:14 (3)
9	KASPARKOVA Barbora		1.83/6'0"	21	8.0	60		100	3.0	0.0	8:51 (1)
10	STARA Michaela		1.74/5'9"	22	8.0	31	29	100	2.7	3.0	26:53 (3)
11	ELHOTOVA Karolina		1.82/6'0"	21	4.0	31	29		2.0	0.3	15:38 (3)
12	ROSENBAUMOVA Klara		1.84/6'0"	23	7.7	38	25		5.0	1.0	22:21 (3)
13	POCHOBRAVSKA Klara		1.86/6'1"	24	10.3	46	33	83	6.7	1.3	23:49 (3)
14	SVRDLIKOVA Pavla		1.85/6'1"	22	3.3	38		80	2.3	1.0	13:48 (3)
15	HANUSOVA Alena		1.90/6'3"	22	11.0	60	0	100	6.7	1.7	18:43 (3)
Team			1.81/5'11"	22.3	68.7	40	31	78	39.3	14.0	
Coach		TREML Petr									
Assistant Coach		VESELY Tomas									

CZE Played		
PR	BRA	86 - 63
PR	USA	61 - 101
PR	MLI	59 - 44

LEGEND

(1)	Point Guard	(2)	Shooting Guard	(3)	Small Forward	(4)	Power Forward	(5)	Centre
(C)	Captain	3FG%	3 Points Field Goals %	APG	Assists per Game	C	Centre	F	Forward
FG%	Field Goals %	FT%	Free Throws %	G	Guard	GP	Games Played	MPG	Minutes Played per Game
Pos	Playing Position	PPG	Points per Game	PR	Preliminary Round	QF	Quarterfinal	RPG	Rebounds per Game

Timing and Results provided by  TISSOT



Game No: 26

Results
Результаты

Attendance: 2000

Match Duration: 1:31

RUS 74 vs 66 CZE
(16:19, 13:14, 25:23, 20:10)

Referee: SCHMIDT Boris (GER) Commissioner: BOZHENAR Viktor (UKR) / CALDWELL Toni le Anne (AUS)
Umpire: BOZHENAR Viktor (UKR) / CALDWELL Toni le Anne (AUS)

Scoring by 5 min intervals:	RUS	Q1		Q2		Q3		Q4	
		M	A	M	A	M	A	M	A
	8	16	24	29	37	54	63	74	
	6	19	27	33	45	56	58	66	

RUS - Russian Fed.

No.	Name	MIN	Field Goals		2 Points		3 Points		Free Throws		Rebounds			AS	TO	ST	BS	PF	FD	PTS
			M/A	%	M/A	%	M/A	%	M/A	%	OR	DR	TOT							
4	GRIGORYEVA Tatiana	18:10	3/6	50	3/6	50	0/0	0	0/0	0	1	0	1	5	1	1	0	2	1	6
5	FEDORENKOVA Ekaterina	0:45	0/0	0	0/0	0	0/0	0	0/0	0	0	0	0	0	1	0	0	1	0	0
6	MAYOROVA Nadezda	25:25	4/10	40	2/6	33	2/4	50	0/0	0	0	0	0	2	2	1	0	3	0	10
*7	LOGUNOVA Anastasia	24:06	4/4	100	4/4	100	0/0	0	2/2	100	2	4	6	3	3	1	0	2	2	10
*8	ABRIKOSOVA Tatiana	33:11	2/6	33	1/4	25	1/2	50	3/4	75	1	2	3	5	4	6	0	2	2	8
*9	FINOGENTOVA Evgeniia	21:39	3/6	50	3/5	60	0/1	0	0/1	0	1	2	3	2	2	3	0	0	3	6
*10	SHILOVA Anastasiya	16:36	2/6	33	2/4	50	0/2	0	0/0	0	0	0	0	0	1	0	0	0	0	4
*11	VIERU Natalia	29:22	8/9	89	8/9	89	0/0	0	1/2	50	2	3	5	2	0	2	3	2	2	17
12	DOROSHEVA Veronika	4:14	0/1	0	0/0	0	0/1	0	0/0	0	0	0	0	0	0	0	0	1	0	0
13	PASKALENKO Liubov	2:49	1/1	100	1/1	100	0/0	0	0/0	0	0	3	3	0	0	0	0	0	0	2
14	LOGINOVA Anastasia	23:43	4/9	44	2/6	33	2/3	67	1/2	50	2	5	7	0	0	0	1	0	4	11
15	GRISHAEVA Nadezhda	0:00	0/0	0	0/0	0	0/0	0	0/0	0	0	0	0	0	0	0	0	0	0	0
Team / Coach																				
Totals			31/58	53	26/45	58	5/13	38	7/11	64	11	22	33	19	16	14	4	13	14	74
Coach		SOKOLOVSKIY Boris																		
Assistant Coach		SHUVAGIN Dmitry																		

CZE - Czech Republic

No.	Name	MIN	Field Goals		2 Points		3 Points		Free Throws		Rebounds			AS	TO	ST	BS	PF	FD	PTS
			M/A	%	M/A	%	M/A	%	M/A	%	OR	DR	TOT							
4	VACKOVA Andrea	0:00	0/0	0	0/0	0	0/0	0	0/0	0	0	0	0	0	0	0	0	0	0	0
5	NOVOTNA Katerina	0:00	0/0	0	0/0	0	0/0	0	0/0	0	0	0	0	0	0	0	0	0	0	0
6	ZAPLATOVA Petra	10:16	0/5	0	0/4	0	0/1	0	0/0	0	1	0	1	1	1	0	0	1	0	0
*7	BARTAKOVA Lenka	34:44	5/11	45	4/9	44	1/2	50	1/2	50	1	3	4	4	6	3	0	3	2	12
*8	OVSIKOVA Andrea	23:52	5/6	83	3/4	75	2/2	100	0/0	0	1	0	1	1	1	0	0	3	0	12
9	KASPARKOVA Barbora	0:00	0/0	0	0/0	0	0/0	0	0/0	0	0	0	0	0	0	0	0	0	0	0
*10	STARA Michaela	35:00	3/9	33	2/3	67	1/6	17	1/2	50	2	0	2	5	2	3	0	1	3	8
11	ELHOTOVA Karolina	16:08	2/3	67	1/1	100	1/2	50	0/0	0	0	3	3	0	1	0	0	1	0	5
*12	ROSENBAUMOVA Klara	19:07	2/5	40	2/4	50	0/1	0	0/0	0	1	2	3	0	2	1	0	2	0	4
*13	POCHOBRADSKA Klara	31:19	2/7	29	2/6	33	0/1	0	2/2	100	0	3	3	0	0	2	0	2	2	6
14	SVRDLIKOVA Pavla	0:00	0/0	0	0/0	0	0/0	0	0/0	0	0	0	0	0	0	0	0	0	0	0
15	HANUSOVA Alena	29:34	6/10	60	5/8	63	1/2	50	6/6	100	0	3	3	2	4	2	1	1	6	19
Team / Coach																				
Totals			25/56	45	19/39	49	6/17	35	10/12	83	8	19	27	13	17	11	1	14	13	66
Coach		TREML Petr																		
Assistant Coach		VESELY Tomas																		

	RUS	CZE
Points from Turnovers	14	11
Points in the Paint	38	20
Second Chance Points	14	9
Fast Break Points	7	10

	RUS	CZE
Biggest Lead	9	9
Biggest Scoring Run	9-0 (63-56)	5-0 (10-13)
Lead Changes	4	
Times Tied	3	

LEGEND			
%	Shooting Percentage	(C)	Captain
BS	Blocked Shots	DR	Defensive Rebounds
OR	Offensive Rebounds	OTx	Overtime
S	Suspended	ST	Steals
(I)	Injured	FD	Fouls Drawn
*	Starters	PF	Fouls
M/A	Made / Attempts	TO	Turnovers
PTS	Points	AS	Assists
TOT	Total Rebounds	MIN	Minutes Played
		Qx	Quarter Time

Timing and Results provided by TISSOT



Game No: 26

Shot Chart
Схема бросков

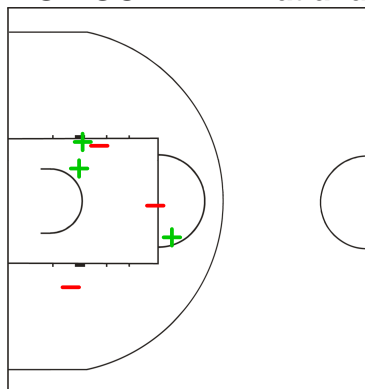
RUS 74 vs 66 CZE
(16 - 19, 13 - 14, 25 - 23, 20 - 10)

Scoring by 5 min intervals:

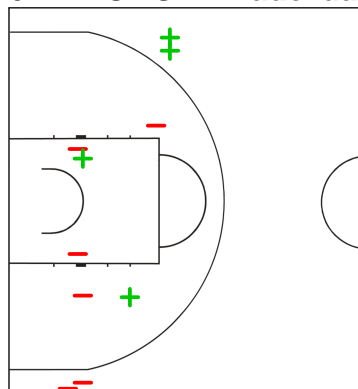
	Q1		Q2		Q3		Q4	
RUS	8	16	24	29	37	54	63	74
CZE	6	19	27	33	45	56	58	66

RUS - Russian Fed.

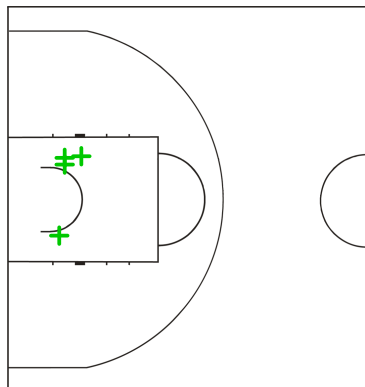
4 GRIGORYEVA Tatiana



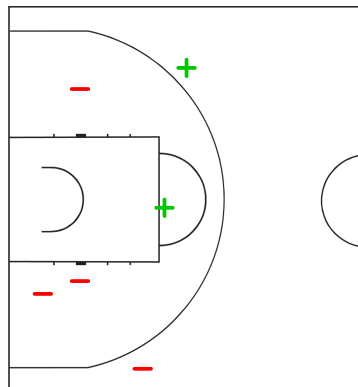
6 MAYOROVA Nadezda



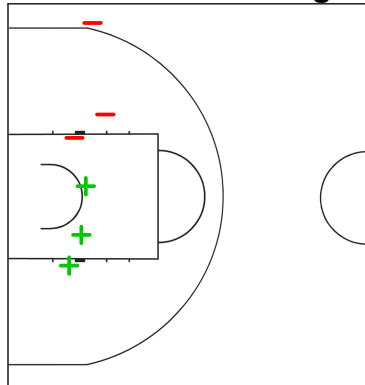
7 LOGUNOVA Anastasia



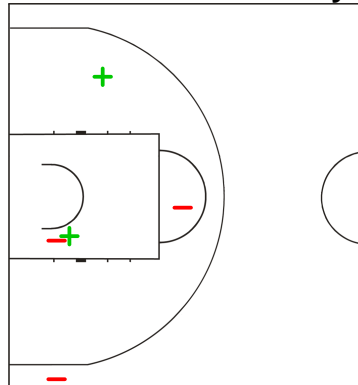
8 ABRIKOSOVA Tatiana



9 FINOGENTOVA Evgeniia



10 SHILOVA Anastasiya



LEGEND

+ Shot Made

-

Shot Missed

Timing and Results provided by TISSOT



Game No: 26

Shot Chart
Схема бросков

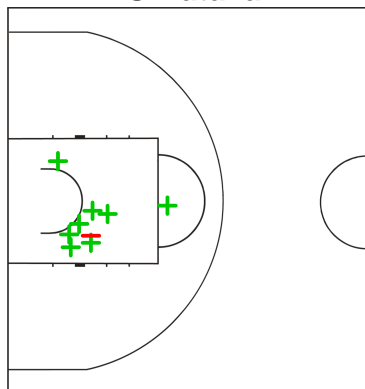
RUS 74 vs 66 CZE
(16 - 19, 13 - 14, 25 - 23, 20 - 10)

Scoring by 5 min intervals:

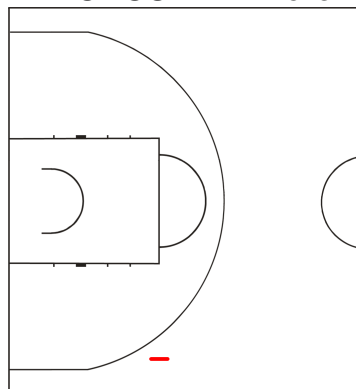
	Q1		Q2		Q3		Q4	
RUS	8	16	24	29	37	54	63	74
CZE	6	19	27	33	45	56	58	66

RUS - Russian Fed.

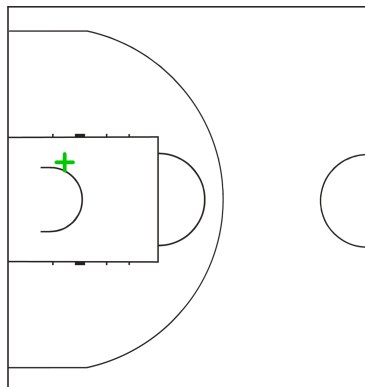
11 VIERU Natalia



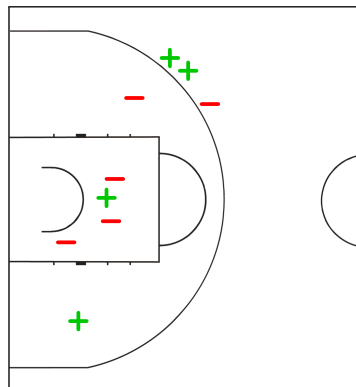
12 DOROSHEVA Veronika



13 PASKALENKO Liubov



14 LOGINOVA Anastasia



LEGEND

+ Shot Made

- Shot Missed

Timing and Results provided by **TISSOT**



Game No: 26

Shot Chart
Схема бросков

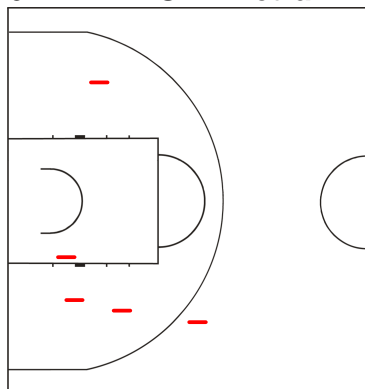
RUS 74 vs 66 CZE
(16 - 19, 13 - 14, 25 - 23, 20 - 10)

Scoring by 5 min intervals:

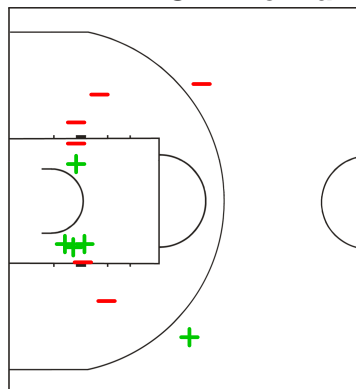
	Q1		Q2		Q3		Q4	
RUS	8	16	24	29	37	54	63	74
CZE	6	19	27	33	45	56	58	66

CZE - Czech Republic

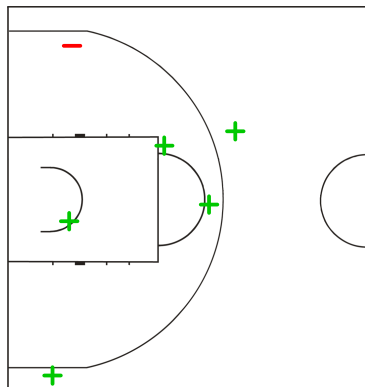
6 ZAPLATOVA Petra



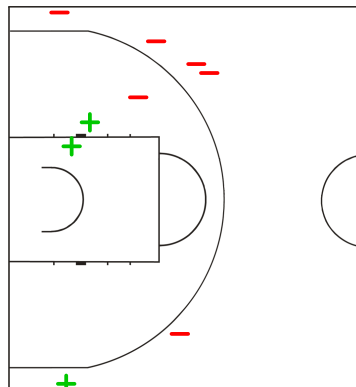
7 BARTAKOVA Lenka



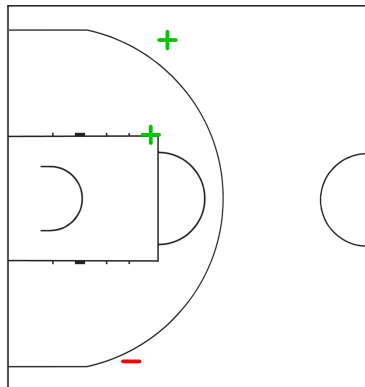
8 OVSIKOVA Andrea



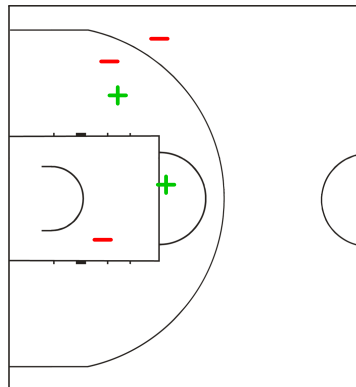
10 STARA Michaela



11 ELHOTOVA Karolina



12 ROSENBAUMOVA Klara



LEGEND

+ Shot Made - Shot Missed

Timing and Results provided by **TISSOT**



Game No: 26

Shot Chart
Схема бросков

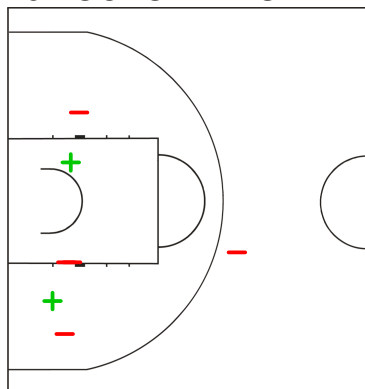
RUS 74 vs 66 CZE
(16 - 19, 13 - 14, 25 - 23, 20 - 10)

Scoring by 5 min intervals:

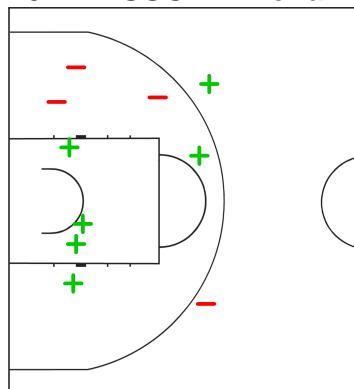
	Q1		Q2		Q3		Q4	
RUS	8	16	24	29	37	54	63	74
CZE	6	19	27	33	45	56	58	66

CZE - Czech Republic

13 POCHOBRADSKA Klara



15 HANUSOVA Alena



LEGEND

+ Shot Made

- Shot Missed



Game No: 26

Lineup Analysis

Анализ

RUS 74 vs 66 CZE

RUS

Lineup efficiency

4	GRIGORYEVA T	6	MAYOROVA N	8	ABRIKOSOVA T	11	VIERU N	14	LOGINOVA A	7:19
7	LOGUNOVA A	8	ABRIKOSOVA T	9	FINOGENTOVA E	10	SHILOVA A	11	VIERU N	7:11
4	GRIGORYEVA T	6	MAYOROVA N	7	LOGUNOVA A	8	ABRIKOSOVA T	14	LOGINOVA A	5:13
6	MAYOROVA N	8	ABRIKOSOVA T	9	FINOGENTOVA E	11	VIERU N	14	LOGINOVA A	3:01
4	GRIGORYEVA T	8	ABRIKOSOVA T	9	FINOGENTOVA E	11	VIERU N	14	LOGINOVA A	2:25
7	LOGUNOVA A	8	ABRIKOSOVA T	9	FINOGENTOVA E	11	VIERU N	12	DOROSHEVA V	2:13
6	MAYOROVA N	7	LOGUNOVA A	9	FINOGENTOVA E	10	SHILOVA A	11	VIERU N	2:12
6	MAYOROVA N	7	LOGUNOVA A	9	FINOGENTOVA E	10	SHILOVA A	14	LOGINOVA A	2:09
4	GRIGORYEVA T	6	MAYOROVA N	7	LOGUNOVA A	10	SHILOVA A	13	PASKALENKO L	2:01
8	ABRIKOSOVA T	9	FINOGENTOVA E	11	VIERU N	12	DOROSHEVA V	14	LOGINOVA A	2:01
6	MAYOROVA N	7	LOGUNOVA A	8	ABRIKOSOVA T	10	SHILOVA A	11	VIERU N	1:52
6	MAYOROVA N	7	LOGUNOVA A	8	ABRIKOSOVA T	10	SHILOVA A	13	PASKALENKO L	0:48
4	GRIGORYEVA T	5	FEDORENKOVA E	8	ABRIKOSOVA T	11	VIERU N	14	LOGINOVA A	0:45
4	GRIGORYEVA T	6	MAYOROVA N	7	LOGUNOVA A	9	FINOGENTOVA E	14	LOGINOVA A	0:27
6	MAYOROVA N	8	ABRIKOSOVA T	10	SHILOVA A	11	VIERU N	14	LOGINOVA A	0:23

Score development

4	GRIGORYEVA T	6	MAYOROVA N	8	ABRIKOSOVA T	11	VIERU N	14	LOGINOVA A	7:19	+10
6	MAYOROVA N	8	ABRIKOSOVA T	9	FINOGENTOVA E	11	VIERU N	14	LOGINOVA A	3:01	+4
4	GRIGORYEVA T	6	MAYOROVA N	7	LOGUNOVA A	8	ABRIKOSOVA T	14	LOGINOVA A	5:13	+4
8	ABRIKOSOVA T	9	FINOGENTOVA E	11	VIERU N	12	DOROSHEVA V	14	LOGINOVA A	2:01	+2
6	MAYOROVA N	8	ABRIKOSOVA T	10	SHILOVA A	11	VIERU N	14	LOGINOVA A	0:23	+1
4	GRIGORYEVA T	6	MAYOROVA N	7	LOGUNOVA A	9	FINOGENTOVA E	14	LOGINOVA A	0:27	0
4	GRIGORYEVA T	5	FEDORENKOVA E	8	ABRIKOSOVA T	11	VIERU N	14	LOGINOVA A	0:45	-1
6	MAYOROVA N	7	LOGUNOVA A	8	ABRIKOSOVA T	10	SHILOVA A	13	PASKALENKO L	0:48	-1
6	MAYOROVA N	7	LOGUNOVA A	9	FINOGENTOVA E	10	SHILOVA A	14	LOGINOVA A	2:09	0
4	GRIGORYEVA T	8	ABRIKOSOVA T	9	FINOGENTOVA E	11	VIERU N	14	LOGINOVA A	2:25	0
6	MAYOROVA N	7	LOGUNOVA A	8	ABRIKOSOVA T	10	SHILOVA A	11	VIERU N	1:52	-2
4	GRIGORYEVA T	6	MAYOROVA N	7	LOGUNOVA A	10	SHILOVA A	13	PASKALENKO L	2:01	-2
6	MAYOROVA N	7	LOGUNOVA A	9	FINOGENTOVA E	10	SHILOVA A	11	VIERU N	2:12	-2
7	LOGUNOVA A	8	ABRIKOSOVA T	9	FINOGENTOVA E	11	VIERU N	12	DOROSHEVA V	2:13	-2
7	LOGUNOVA A	8	ABRIKOSOVA T	9	FINOGENTOVA E	10	SHILOVA A	11	VIERU N	7:11	-3



Game No: 26

Lineup Analysis

Анализ

CZE

Lineup efficiency


7 BARTAKOVA L	8 OVSIKOVA A	10 STARA M	13 POCHOBRADSKA K	15 HANUSOVA A	16:05
7 BARTAKOVA L	8 OVSIKOVA A	10 STARA M	12 ROSENBAUMOVA K	13 POCHOBRADSKA K	7:43
7 BARTAKOVA L	10 STARA M	11 ELHOTOVA K	12 ROSENBAUMOVA K	15 HANUSOVA A	3:50
6 ZAPLATOVA P	10 STARA M	11 ELHOTOVA K	12 ROSENBAUMOVA K	15 HANUSOVA A	3:45
6 ZAPLATOVA P	7 BARTAKOVA L	11 ELHOTOVA K	12 ROSENBAUMOVA K	13 POCHOBRADSKA K	2:18
7 BARTAKOVA L	10 STARA M	11 ELHOTOVA K	13 POCHOBRADSKA K	15 HANUSOVA A	2:06
6 ZAPLATOVA P	7 BARTAKOVA L	11 ELHOTOVA K	13 POCHOBRADSKA K	15 HANUSOVA A	1:36
6 ZAPLATOVA P	7 BARTAKOVA L	11 ELHOTOVA K	12 ROSENBAUMOVA K	15 HANUSOVA A	1:06
6 ZAPLATOVA P	10 STARA M	11 ELHOTOVA K	13 POCHOBRADSKA K	15 HANUSOVA A	1:02
6 ZAPLATOVA P	10 STARA M	11 ELHOTOVA K	12 ROSENBAUMOVA K	13 POCHOBRADSKA K	0:25
6 ZAPLATOVA P	8 OVSIKOVA A	10 STARA M	13 POCHOBRADSKA K	15 HANUSOVA A	0:04

Score development

7 BARTAKOVA L	10 STARA M	11 ELHOTOVA K	13 POCHOBRADSKA K	15 HANUSOVA A	2:06	+2
7 BARTAKOVA L	8 OVSIKOVA A	10 STARA M	13 POCHOBRADSKA K	15 HANUSOVA A	16:05	+2
6 ZAPLATOVA P	7 BARTAKOVA L	11 ELHOTOVA K	12 ROSENBAUMOVA K	15 HANUSOVA A	1:06	0
6 ZAPLATOVA P	7 BARTAKOVA L	11 ELHOTOVA K	13 POCHOBRADSKA K	15 HANUSOVA A	1:36	0
6 ZAPLATOVA P	7 BARTAKOVA L	11 ELHOTOVA K	12 ROSENBAUMOVA K	13 POCHOBRADSKA K	2:18	0
6 ZAPLATOVA P	10 STARA M	11 ELHOTOVA K	12 ROSENBAUMOVA K	15 HANUSOVA A	3:45	0
6 ZAPLATOVA P	8 OVSIKOVA A	10 STARA M	13 POCHOBRADSKA K	15 HANUSOVA A	0:04	-2
6 ZAPLATOVA P	10 STARA M	11 ELHOTOVA K	12 ROSENBAUMOVA K	13 POCHOBRADSKA K	0:25	-2
7 BARTAKOVA L	10 STARA M	11 ELHOTOVA K	12 ROSENBAUMOVA K	15 HANUSOVA A	3:50	-2
6 ZAPLATOVA P	10 STARA M	11 ELHOTOVA K	13 POCHOBRADSKA K	15 HANUSOVA A	1:02	-3
7 BARTAKOVA L	8 OVSIKOVA A	10 STARA M	12 ROSENBAUMOVA K	13 POCHOBRADSKA K	7:43	-3

LEGEND

+ Shot Made - Shot Missed

Timing and Results provided by  TISSOT



Game No: 28

Start List

Стартовый список

TPE vs HUN

Referee: KENYON Reid Allan (CAN)

Umpire: MIKHAYLOV Sergey (RUS) / DINIZ Karla (BRA)

TPE - Chinese Taipei

No.	Name	Pos	Height m / ft in	Age	Current Games Statistics						
					PPG	FG%	3FG%	FT%	RPG	APG	MPG (GP)
4	CHANG Chi-Fang	G	1.74/5'9"	20	6.3	57	0	75	1.3	1.3	14:45 (3)
5	HSU Chien-Hui	F	1.72/5'8"	23	8.0	50	0		4.7	2.7	26:36 (3)
6	YANG Ya-Hui	G	1.70/5'7"	24	5.0	45	29	75	3.0	3.3	29:19 (3)
7	HUANG Hung-Ying	F	1.64/5'5"	23	3.7	50	50	100	1.0	0.0	6:31 (3)
8	LIU Hsi-Yeh	F	1.73/5'8"	21	2.0			50	0.0	0.0	1:43 (1)
9	CHANG Chia-Ling	G	1.72/5'8"	23	0.0				0.0	0.0	1:12 (2)
10	LIN Hsien-Fang	G	1.73/5'8"	21	1.3	0		100	1.0	0.0	5:50 (3)
11	HUANG Ping-Jen	F	1.77/5'10"	23	15.0	54	50	61	6.7	1.3	29:32 (3)
12	HUANG Hsiang-Ting	C	1.81/5'11"	20	9.3	53	0	100	2.3	1.3	24:29 (3)
13	LO Chiao-Hui	F	1.77/5'10"	23	2.0	17		100	1.7	0.0	6:17 (3)
14	HUANG Ying-Li	F	1.70/5'7"	24	13.0	38	33	75	4.0	3.0	35:44 (3)
15	HSIEH Pei-Chun	C	1.82/6'0"	21	10.7	59		67	1.0	0.3	19:32 (3)
Team			1.74/5'9"	22.2	75.0	48	30	74	30.3	13.3	
Coach		LIANG Chia-Yin									
Assistant Coach		CHIEN Wei-Chuan					CHENG Hui-Yun				

TPE Played		
PR	UKR	84 - 68
PR	JPN	69 - 64
PR	CAN	72 - 67


HUN - Hungary

No.	Name	Pos	Height m / ft in	Age	Current Games Statistics						
					PPG	FG%	3FG%	FT%	RPG	APG	MPG (GP)
4	ORI Gyorgyi Agnes	F	1.84/6'0"	22	7.0	42	50	100	3.7	1.0	23:40 (3)
5	VARGA Zsafia	F	1.82/6'0"	24	10.7	45	0	50	2.7	2.3	26:02 (3)
6	BALINT Reka	F	1.81/5'11"	22	12.3	35	45	75	4.0	3.3	30:02 (3)
7	AMBRUS Szandra	F	1.80/5'11"	23	2.0	22	0	50	3.7	3.0	18:26 (3)
8	BAKSA Bettina	F	1.74/5'9"	20	4.5	33		88	0.0	1.5	19:31 (2)
9	VELKEY Krisztina	G	1.78/5'10"	20	0.7	10	0		1.7	1.0	12:25 (3)
10	MANYOKI Judit Eszter	F	1.72/5'8"	21	3.3	25	20	75	2.0	1.3	16:20 (3)
11	KRIVACEVIC Tijana	C	1.94/6'4"	23	21.7	55	100	78	5.7	0.3	27:38 (3)
12	MANSARE Anna Manty	C	1.88/6'2"	21	3.0	23	0	50	5.3	1.7	19:04 (3)
13	KOBOLAK Cintia Zsafia	C	1.85/6'1"	21	2.0	38			2.3	0.0	11:39 (3)
14	ADAMECZ Lilla	F	1.80/5'11"	21	0.0	0			1.0	0.0	5:03 (1)
15	ZELE Dorina	F	1.85/6'1"	21	0.0				0.0	0.0	0:00 (0)
Team			1.82/6'0"	21.6	65.7	37	33	74	33.7	15.0	
Coach		GALL Tamas									
Assistant Coach		MAGYAR Gergely									

HUN Played		
PR	AUS	53 - 79
PR	FIN	64 - 59
PR	CHN	80 - 67

LEGEND

(1) Point Guard	(2) Shooting Guard	(3) Small Forward	(4) Power Forward	(5) Centre
(C) Captain	3FG% 3 Points Field Goals %	APG Assists per Game	C Centre	F Forward
FG% Field Goals %	FT% Free Throws %	G Guard	GP Games Played	MPG Minutes Played per Game
Pos Playing Position	PPG Points per Game	PR Preliminary Round	QF Quarterfinal	RPG Rebounds per Game

Timing and Results provided by  TISSOT



Game No: 28

Results
Результаты

Match Duration: 1:29

TPE 72 vs 41 HUN
(15:12, 20:9, 23:8, 14:12)

Referee: KENYON Reid Allan (CAN)

Commissioner:

Umpire: MIKHAYLOV Sergey (RUS) / DINIZ Karla (BRA)

Scoring by 5 min intervals:	TPE	Q1		Q2		Q3		Q4	
		M	A	M	A	M	A	M	A
		5	15	21	35	48	58	63	72
	HUN	5	12	14	21	25	29	33	41

TPE - Chinese Taipei

No.	Name	MIN	Field Goals		2 Points		3 Points		Free Throws		Rebounds			AS	TO	ST	BS	PF	FD	PTS
			M/A	%	M/A	%	M/A	%	M/A	%	OR	DR	TOT							
4	CHANG Chi-Fang	15:35	0/3	0	0/2	0	0/1	0	0/0	0	0	1	1	2	4	2	0	2	1	0
*5	HSU Chien-Hui	29:00	3/8	38	3/8	38	0/0	0	0/0	0	0	4	4	1	0	2	0	1	1	6
*6	YANG Ya-Hui	28:07	1/2	50	0/0	0	1/2	50	1/2	50	1	4	5	4	1	1	0	2	2	4
7	HUANG Hung-Ying	6:39	1/3	33	0/1	0	1/2	50	0/0	0	0	2	2	0	0	0	0	0	0	3
8	LIU Hsi-Yeh	2:18	1/4	25	1/2	50	0/2	0	0/0	0	1	1	2	1	0	1	0	0	0	2
9	CHANG Chia-Ling	3:01	1/2	50	1/1	100	0/1	0	0/0	0	1	0	1	0	0	0	0	0	0	2
10	LIN Hsien-Fang	3:53	1/2	50	1/2	50	0/0	0	0/0	0	0	0	0	2	0	1	0	0	2	2
*11	HUANG Ping-Jen	34:10	7/14	50	6/10	60	1/4	25	7/8	88	5	8	13	4	3	1	0	3	8	22
12	HUANG Hsiang-Ting	17:11	4/8	50	4/7	57	0/1	0	0/0	0	0	4	4	2	0	4	0	1	1	8
13	LO Chiao-Hui	3:53	0/3	0	0/3	0	0/0	0	0/0	0	0	0	0	0	0	0	0	2	0	0
*14	HUANG Ying-Li	31:27	6/19	32	1/3	33	5/16	31	0/0	0	0	5	5	4	0	2	0	1	1	17
*15	HSIEH Pei-Chun	24:46	3/8	38	3/8	38	0/0	0	0/0	0	3	3	6	1	0	1	0	3	3	6
Team / Coach											1	4	5		0					
Totals			28/76	37	20/47	43	8/29	28	8/10	80	12	36	48	21	8	15	0	15	19	72

Coach	LIANG Chia-Yin
Assistant Coach	CHIEN Wei-Chuan CHENG Hui-Yun

HUN - Hungary

No.	Name	MIN	Field Goals		2 Points		3 Points		Free Throws		Rebounds			AS	TO	ST	BS	PF	FD	PTS
			M/A	%	M/A	%	M/A	%	M/A	%	OR	DR	TOT							
4	ORI Gyorgyi Agnes	24:30	2/10	20	1/5	20	1/5	20	2/2	100	2	4	6	1	0	1	1	4	1	7
*5	VARGA Zsafia	23:26	3/7	43	2/6	33	1/1	100	0/0	0	2	5	7	1	1	0	0	3	1	7
*6	BALINT Reka	23:41	3/11	27	3/8	38	0/3	0	2/2	100	1	0	1	0	1	0	0	1	3	8
*7	AMBRUS Szandra	18:52	0/4	0	0/3	0	0/1	0	0/0	0	0	2	2	2	8	0	0	1	1	0
8	BAKSA Bettina	0:00	0/0	0	0/0	0	0/0	0	0/0	0	0	0	0	0	0	0	0	0	0	0
9	VELKEY Krisztina	10:51	0/3	0	0/2	0	0/1	0	0/0	0	0	0	0	0	1	1	0	0	1	0
*10	MANYOKI Judit Eszter	20:28	1/5	20	0/0	0	1/5	20	0/0	0	0	4	4	2	1	0	0	2	0	3
*11	KRIVACEVIC Tijana	28:43	7/16	44	7/15	47	0/1	0	0/5	0	4	8	12	1	4	2	0	4	5	14
12	MANSARE Anna Manty	18:54	0/3	0	0/3	0	0/0	0	0/2	0	2	2	4	0	1	0	0	1	1	0
13	KOBOLAK Cintia Zsafia	8:32	0/2	0	0/1	0	0/1	0	0/0	0	0	1	1	0	0	0	1	0	0	0
14	ADAMECZ Lilla	22:03	0/5	0	0/5	0	0/0	0	2/2	100	3	7	10	2	3	0	0	3	2	2
15	ZELE Dorina	0:00	0/0	0	0/0	0	0/0	0	0/0	0	0	0	0	0	0	0	0	0	0	0
Team / Coach											3	2	5		0					
Totals			16/66	24	13/48	27	3/18	17	6/13	46	17	35	52	9	20	4	2	19	15	41

Coach	GALL Tamas
Assistant Coach	MAGYAR Gergely

	TPE	HUN
Points from Turnovers	16	6
Points in the Paint	22	14
Second Chance Points	9	6
Fast Break Points	0	0

	TPE	HUN
Biggest Lead	33	0
Biggest Scoring Run	11-0 (46-23)	6-0 (66-39)
Lead Changes		0
Times Tied		2

LEGEND			
%	Shooting Percentage	(C)	Captain
BS	Blocked Shots	DR	Defensive Rebounds
OR	Offensive Rebounds	OTx	Overtime
S	Suspended	ST	Steals
(I)	Injured	FD	Fouls Drawn
PF	Fouls	PTS	Points
TO	Turnovers	TOT	Total Rebounds
*	Starters	AS	Assists
M/A	Made / Attempts	MIN	Minutes Played
Qx	Quarter Time		

Timing and Results provided by TISSOT



Game No: 28

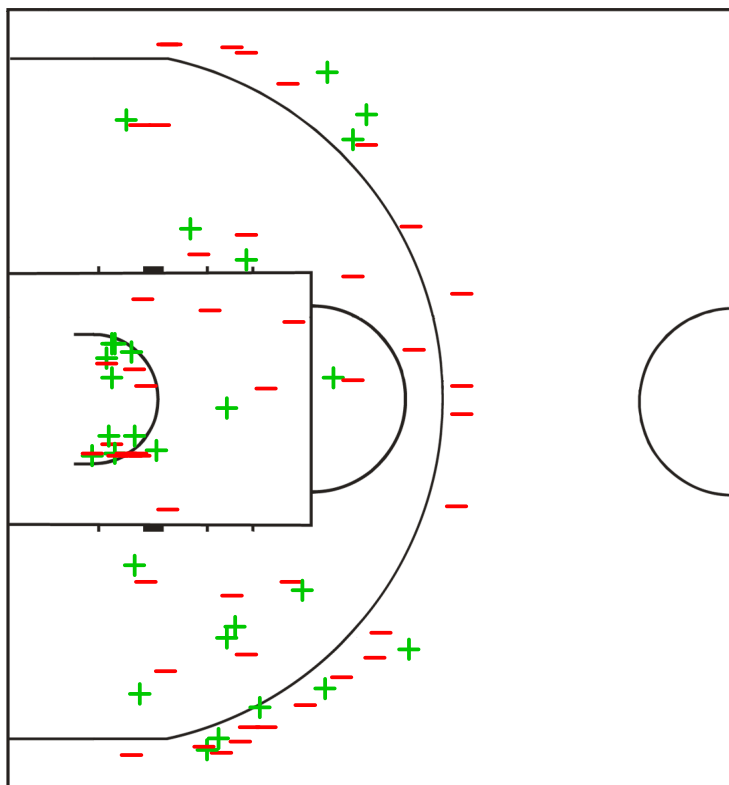
Shot Chart
Схема бросков

TPE 72 vs 41 HUN
(15 - 12, 20 - 9, 23 - 8, 14 - 12)

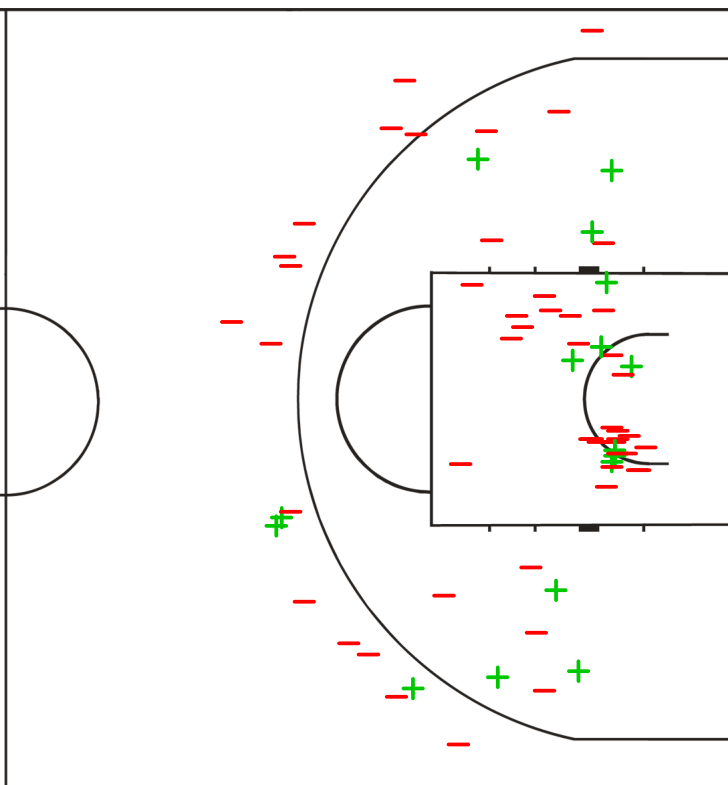
Scoring by 5 min intervals:

	Q1		Q2		Q3		Q4	
TPE	5	15	21	35	48	58	63	72
HUN	5	12	14	21	25	29	33	41

TPE - Chinese Taipei



HUN - Hungary



LEGEND

+ Shot Made

- Shot Missed

Timing and Results provided by **TISSOT**



Game No: 28

Shot Chart
Схема бросков

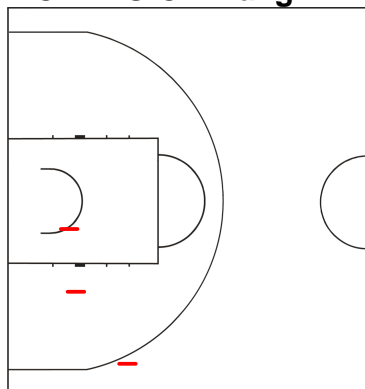
TPE 72 vs 41 HUN
(15 - 12, 20 - 9, 23 - 8, 14 - 12)

Scoring by 5 min intervals:

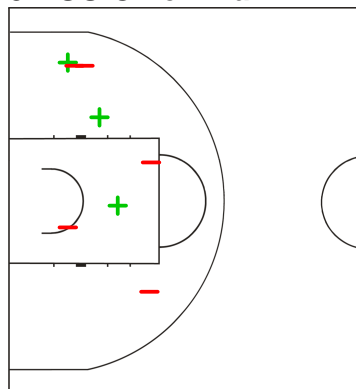
	Q1		Q2		Q3		Q4	
TPE	5	15	21	35	48	58	63	72
HUN	5	12	14	21	25	29	33	41

TPE - Chinese Taipei

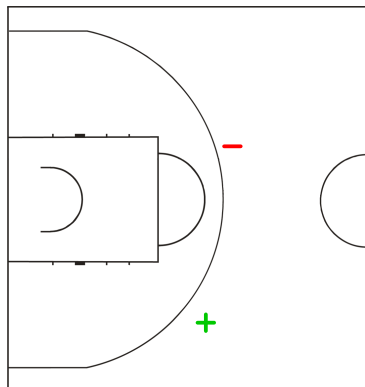
4 CHANG Chi-Fang



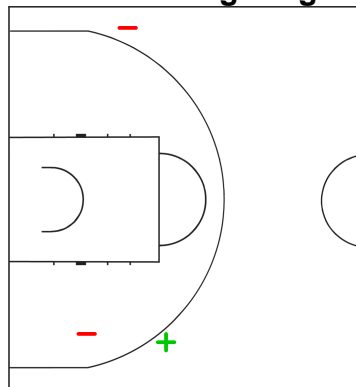
5 HSU Chien-Hui



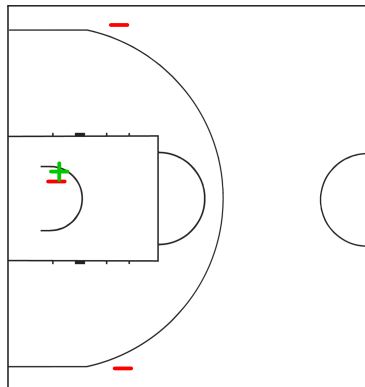
6 YANG Ya-Hui



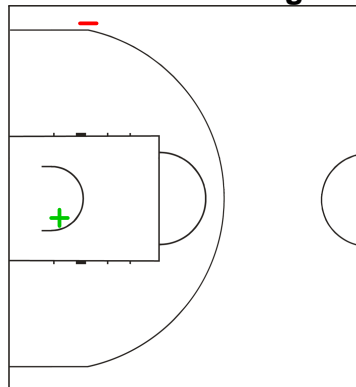
7 HUANG Hung-Ying



8 LIU Hsi-Yeh



9 CHANG Chia-Ling



LEGEND

+ Shot Made

-

Shot Missed

Timing and Results provided by **TISSOT**



Game No: 28

Shot Chart
Схема бросков

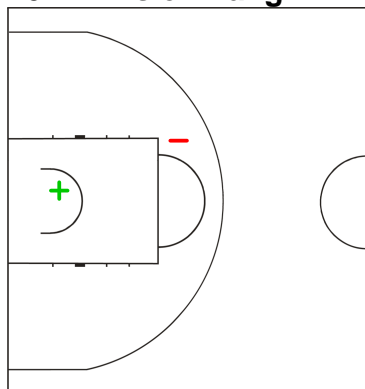
TPE 72 vs 41 HUN
(15 - 12, 20 - 9, 23 - 8, 14 - 12)

Scoring by 5 min intervals:

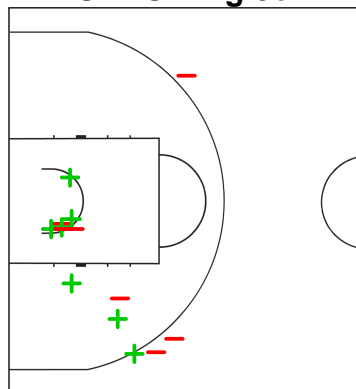
	Q1		Q2		Q3		Q4	
TPE	5	15	21	35	48	58	63	72
HUN	5	12	14	21	25	29	33	41

TPE - Chinese Taipei

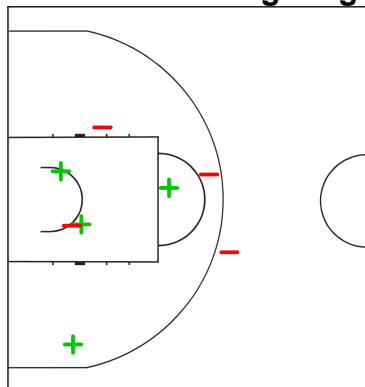
10 LIN Hsien-Fang



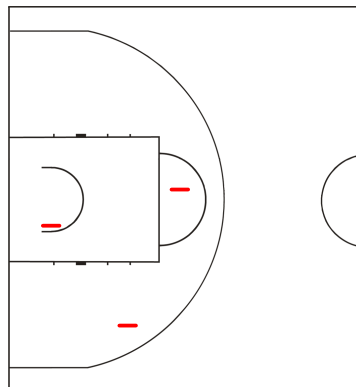
11 HUANG Ping-Jen



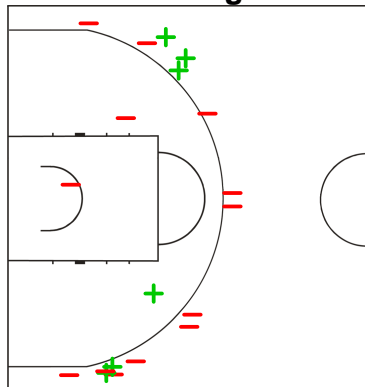
12 HUANG Hsiang-Ting



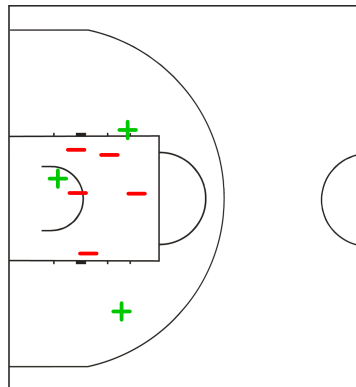
13 LO Chiao-Hui



14 HUANG Ying-Li



15 HSIEH Pei-Chun



LEGEND

+ Shot Made

-

Shot Missed

Timing and Results provided by **TISSOT**



Game No: 28

Shot Chart
Схема бросков

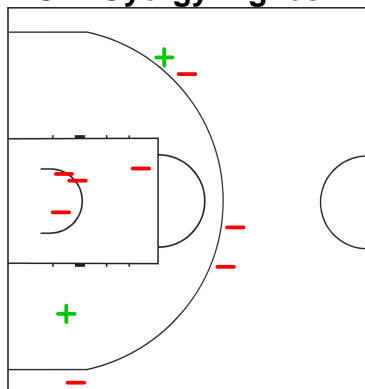
TPE 72 vs 41 HUN
(15 - 12, 20 - 9, 23 - 8, 14 - 12)

Scoring by 5 min intervals:

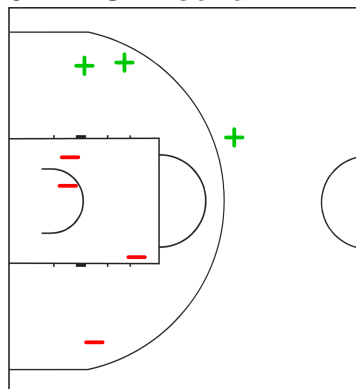
	Q1		Q2		Q3		Q4	
TPE	5	15	21	35	48	58	63	72
HUN	5	12	14	21	25	29	33	41

HUN - Hungary

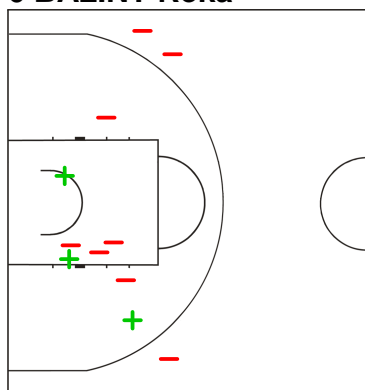
4 ORI Gyorgyi Agnes



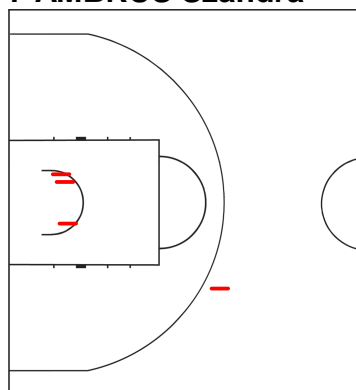
5 VARGA Zsofia



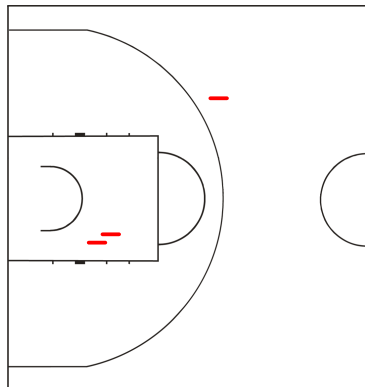
6 BALINT Reka



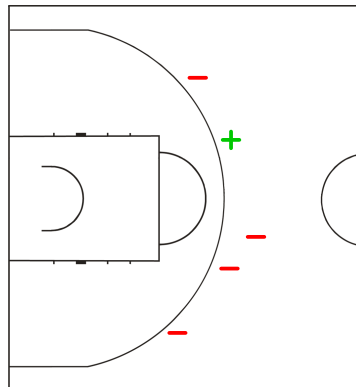
7 AMBRUS Szandra



9 VELKEY Krisztina



10 MANYOKI Judit Eszter



LEGEND

+ Shot Made

-

Shot Missed

Timing and Results provided by **TISSOT**



Game No: 28

Shot Chart
Схема бросков

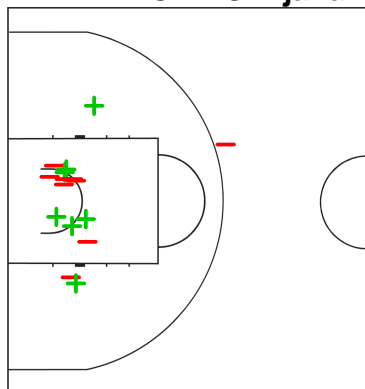
TPE 72 vs 41 HUN
(15 - 12, 20 - 9, 23 - 8, 14 - 12)

Scoring by 5 min intervals:

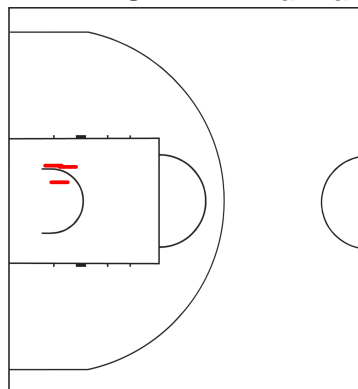
	Q1		Q2		Q3		Q4	
TPE	5	15	21	35	48	58	63	72
HUN	5	12	14	21	25	29	33	41

HUN - Hungary

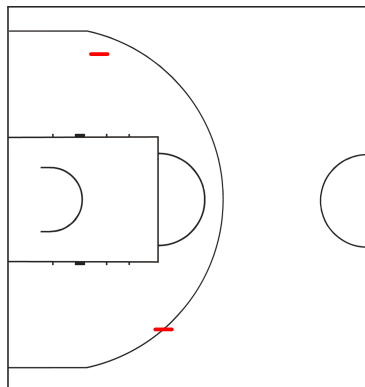
11 KRIVACEVIC Tijana



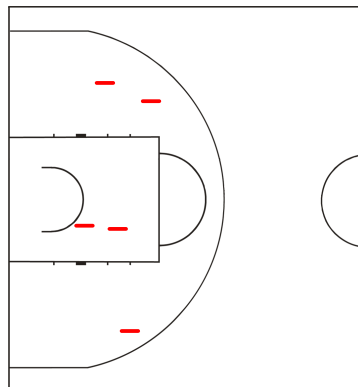
12 MANSARE Anna Manty



13 KOBOLAK Cintia Zsofia



14 ADAMECZ Lilla



LEGEND

+ Shot Made

- Shot Missed

Timing and Results provided by **TISSOT**



Game No: 28

Lineup Analysis

Анализ

TPE 72 vs 41 HUN

TPE

Lineup efficiency

5	HSU C	6	YANG Y	11	HUANG P	14	HUANG Y	15	HSIEH P	10:56
4	CHANG C	5	HSU C	11	HUANG P	14	HUANG Y	15	HSIEH P	8:00
4	CHANG C	6	YANG Y	11	HUANG P	12	HUANG H	14	HUANG Y	6:32
5	HSU C	6	YANG Y	11	HUANG P	12	HUANG H	14	HUANG Y	4:32
5	HSU C	6	YANG Y	7	HUANG H	11	HUANG P	12	HUANG H	3:07
8	LIU H	9	CHANG C	10	LIN H	13	LO C	15	HSIEH P	2:18
5	HSU C	6	YANG Y	7	HUANG H	12	HUANG H	15	HSIEH P	1:22
4	CHANG C	5	HSU C	6	YANG Y	11	HUANG P	12	HUANG H	1:03
7	HUANG H	10	LIN H	13	LO C	14	HUANG Y	15	HSIEH P	0:52
7	HUANG H	9	CHANG C	10	LIN H	13	LO C	15	HSIEH P	0:43
6	YANG Y	7	HUANG H	12	HUANG H	14	HUANG Y	15	HSIEH P	0:35

Score development

5	HSU C	6	YANG Y	11	HUANG P	14	HUANG Y	15	HSIEH P	10:56	+9
4	CHANG C	6	YANG Y	11	HUANG P	12	HUANG H	14	HUANG Y	6:32	+8
4	CHANG C	5	HSU C	11	HUANG P	14	HUANG Y	15	HSIEH P	8:00	+7
5	HSU C	6	YANG Y	7	HUANG H	11	HUANG P	12	HUANG H	3:07	+5
5	HSU C	6	YANG Y	11	HUANG P	12	HUANG H	14	HUANG Y	4:32	+5
8	LIU H	9	CHANG C	10	LIN H	13	LO C	15	HSIEH P	2:18	+4
5	HSU C	6	YANG Y	7	HUANG H	12	HUANG H	15	HSIEH P	1:22	+3
6	YANG Y	7	HUANG H	12	HUANG H	14	HUANG Y	15	HSIEH P	0:35	-2
7	HUANG H	9	CHANG C	10	LIN H	13	LO C	15	HSIEH P	0:43	-2
7	HUANG H	10	LIN H	13	LO C	14	HUANG Y	15	HSIEH P	0:52	-2
4	CHANG C	5	HSU C	6	YANG Y	11	HUANG P	12	HUANG H	1:03	-4



Game No: 28

Lineup Analysis

Анализ

HUN

Lineup efficiency


5	VARGA Z	6	BALINT R	7	AMBRUS S	10	MANYOKI J	11	KRIVACEVIC T	8:28
4	ORI G	9	VELKEY K	11	KRIVACEVIC T	12	MANSARE A	14	ADAMECZ L	6:02
4	ORI G	6	BALINT R	7	AMBRUS S	11	KRIVACEVIC T	14	ADAMECZ L	4:39
5	VARGA Z	6	BALINT R	7	AMBRUS S	11	KRIVACEVIC T	14	ADAMECZ L	4:02
4	ORI G	5	VARGA Z	10	MANYOKI J	12	MANSARE A	13	KOBOLAK C	2:57
5	VARGA Z	6	BALINT R	10	MANYOKI J	11	KRIVACEVIC T	13	KOBOLAK C	2:14
4	ORI G	5	VARGA Z	6	BALINT R	9	VELKEY K	12	MANSARE A	2:00
4	ORI G	7	AMBRUS S	10	MANYOKI J	11	KRIVACEVIC T	14	ADAMECZ L	1:43
4	ORI G	10	MANYOKI J	11	KRIVACEVIC T	12	MANSARE A	14	ADAMECZ L	1:35
4	ORI G	5	VARGA Z	6	BALINT R	10	MANYOKI J	12	MANSARE A	1:32
4	ORI G	5	VARGA Z	9	VELKEY K	12	MANSARE A	14	ADAMECZ L	1:27
4	ORI G	9	VELKEY K	12	MANSARE A	13	KOBOLAK C	14	ADAMECZ L	1:22
4	ORI G	10	MANYOKI J	12	MANSARE A	13	KOBOLAK C	14	ADAMECZ L	1:13
5	VARGA Z	6	BALINT R	10	MANYOKI J	12	MANSARE A	13	KOBOLAK C	0:46

Score development

4	ORI G	9	VELKEY K	11	KRIVACEVIC T	12	MANSARE A	14	ADAMECZ L	6:02	+4
4	ORI G	5	VARGA Z	6	BALINT R	10	MANYOKI J	12	MANSARE A	1:32	+2
4	ORI G	5	VARGA Z	10	MANYOKI J	12	MANSARE A	13	KOBOLAK C	2:57	+2
4	ORI G	10	MANYOKI J	11	KRIVACEVIC T	12	MANSARE A	14	ADAMECZ L	1:35	0
4	ORI G	5	VARGA Z	9	VELKEY K	12	MANSARE A	14	ADAMECZ L	1:27	-2
5	VARGA Z	6	BALINT R	10	MANYOKI J	11	KRIVACEVIC T	13	KOBOLAK C	2:14	-2
4	ORI G	10	MANYOKI J	12	MANSARE A	13	KOBOLAK C	14	ADAMECZ L	1:13	-3
4	ORI G	9	VELKEY K	12	MANSARE A	13	KOBOLAK C	14	ADAMECZ L	1:22	-3
5	VARGA Z	6	BALINT R	7	AMBRUS S	10	MANYOKI J	11	KRIVACEVIC T	8:28	-3
5	VARGA Z	6	BALINT R	10	MANYOKI J	12	MANSARE A	13	KOBOLAK C	0:46	-4
4	ORI G	7	AMBRUS S	10	MANYOKI J	11	KRIVACEVIC T	14	ADAMECZ L	1:43	-4
4	ORI G	5	VARGA Z	6	BALINT R	9	VELKEY K	12	MANSARE A	2:00	-4
5	VARGA Z	6	BALINT R	7	AMBRUS S	11	KRIVACEVIC T	14	ADAMECZ L	4:02	-6
4	ORI G	6	BALINT R	7	AMBRUS S	11	KRIVACEVIC T	14	ADAMECZ L	4:39	-6

LEGEND

+ Shot Made - Shot Missed

Timing and Results provided by  TISSOT



Game No: 32

Start List

Стартовый список

BRA vs MGL

Referee: LASUIK Karen (CAN)

Umpire: IVANOVIC Ivana (SRB) / KRUG Sergey (RUS)

BRA - Brazil

No.	Name	Pos	Height m / ft in	Age	Current Games Statistics						
					PPG	FG%	3FG%	FT%	RPG	APG	MPG (GP)
4	SILVA Ariane		1.70/5'7"	24	13.0	48	36	82	3.7	2.3	29:33 (3)
5	NASCIMENTO Monica		1.90/6'3"	22	10.3	52	20	22	6.7	0.7	26:17 (3)
6	SOUZA Luana		1.76/5'9"	21	12.0	37	36	80	2.0	1.0	29:43 (3)
7	ZABANI Leila		1.80/5'11"	22	16.0	48	67	57	2.5	3.5	27:33 (2)
8	FERNANDES Ana		1.76/5'9"	24	3.7	67		75	1.3	1.0	10:06 (3)
9	ARANTES Andressa		1.85/6'1"	22	3.3	40		50	3.0	1.0	13:45 (3)
10	FREDIANI Thaissa		1.65/5'5"	24	3.0	31	0	33	1.3	1.0	13:49 (3)
11	FERREIRA Leidilania		1.87/6'2"	22	3.7	45	25		5.3	0.7	18:57 (3)
12	VASCONCELLOS Ingrid		1.85/6'1"	19	3.7	100		50	2.0	0.3	10:59 (3)
13	SIRTOLI Jennifer	F	1.84/6'0"	21	1.0	25	33		1.3	0.3	7:55 (3)
14	CICIARTE Maila		1.60/5'3"	20	2.3	40	0	60	1.7	1.3	11:44 (3)
15	ROCHA Dominick		1.83/6'0"	24	5.3	50	67	25	2.7	1.0	8:46 (3)
Team			1.78/5'10"	22.1	72.0	46	35	53	36.3	13.0	
Coach		CAMARGO NETO Joao									
Assistant Coach		LUZ Cintia									

BRA Played		
PR	CZE	63 - 86
PR	MLI	78 - 51
PR	USA	75 - 105


MGL - Mongolia

No.	Name	Pos	Height m / ft in	Age	Current Games Statistics						
					PPG	FG%	3FG%	FT%	RPG	APG	MPG (GP)
4	ENKHTAIVAN Chimeddolgor	G	1.70/5'7"	20	3.3	18	14		2.3	0.3	15:08 (3)
5	BAATAR Bolor-Erdene	C	1.80/5'11"	20	2.0	20	0	0	4.0	0.0	22:17 (3)
6	GANTULGA Zolzaya	F	1.75/5'9"	23	2.7	43	25	50	0.0	0.0	7:57 (3)
7	ICHINKHORLOO Dolgor	G	1.68/5'6"	22	5.7	18	18	0	3.0	1.0	26:11 (3)
8	DUGARSUREN Jargalan	C	1.83/6'0"	22	4.0	26	14	25	5.3	0.7	28:19 (3)
9	JARGALSAIKHAN Nyamsuren	G	1.70/5'7"	22	0.0				0.0	0.0	1:33 (2)
10	BAYASGALAN Solongo	F	1.78/5'10"	23	6.3	12	17	75	2.3	0.3	27:25 (3)
11	ALIMAA Khulan	F	1.65/5'5"	21	0.7	20	0		1.0	0.7	8:59 (3)
12	BORBAATAR Khos-Erdene	G	1.70/5'7"	21	1.7	8	10	50	2.0	0.3	16:01 (3)
13	ZORIGT Tsolmon	F	1.68/5'6"	23	0.0	0	0	0	1.3	1.3	21:21 (3)
14	ULAANKHUU Enerel	F	1.80/5'11"	20	0.7	20		0	2.3	0.3	9:35 (3)
15	CHULUUNTSETSEG Soyolmaa	G	1.78/5'10"	21	2.3	22	0	75	4.3	0.3	15:42 (3)
Team			1.74/5'9"	21.5	29.3	18	15	46	34.3	5.3	

MGL Played		
PR	RUS	23 - 123
PR	SWE	21 - 95
PR	POL	44 - 117

LEGEND

(1) Point Guard	(2) Shooting Guard	(3) Small Forward	(4) Power Forward	(5) Centre
(C) Captain	3FG% 3 Points Field Goals %	APG Assists per Game	C Centre	F Forward
FG% Field Goals %	FT% Free Throws %	G Guard	GP Games Played	MPG Minutes Played per Game
Pos Playing Position	PPG Points per Game	PR Preliminary Round	RPG Rebounds per Game	

Timing and Results provided by  TISSOT



Game No: 32

Results
Результаты

Attendance: 250

Match Duration: 1:26

BRA 94 vs 46 MGL

(22:8, 25:6, 23:15, 24:17)

Referee: LASUIK Karen (CAN)

Commissioner:

Umpire: IVANOVIC Ivana (SRB) / KRUG Sergey (RUS)

Scoring by 5 min intervals:	BRA	Q1		Q2		Q3		Q4	
		M	A	M	A	M	A	M	A
		14	22	35	47	58	70	80	94
	MGL	2	8	14	14	21	29	36	46

BRA - Brazil

No.	Name	MIN	Field Goals		2 Points		3 Points		Free Throws		Rebounds			AS	TO	ST	BS	PF	FD	PTS
			M/A	%	M/A	%	M/A	%	M/A	%	OR	DR	TOT							
*4	SILVA Ariane	20:06	4/9	44	3/6	50	1/3	33	2/2	100	0	1	1	3	0	2	0	0	2	11
*5	NASCIMENTO Monica	13:23	3/7	43	3/7	43	0/0	0	2/5	40	4	3	7	3	2	3	1	0	3	8
*6	SOUZA Luana	18:45	4/11	36	4/6	67	0/5	0	3/3	100	2	1	3	2	1	2	0	0	2	11
*7	ZABANI Leila	17:07	3/4	75	3/3	100	0/1	0	0/0	0	1	1	2	2	0	1	0	1	0	6
8	FERNANDES Ana	18:24	4/8	50	4/7	57	0/1	0	2/2	100	1	2	3	2	1	0	1	0	1	10
9	ARANTES Andressa	14:19	2/4	50	2/4	50	0/0	0	2/2	100	1	3	4	2	1	0	0	1	2	6
10	FREDIANI Thaissa	16:22	5/8	63	5/8	63	0/0	0	4/4	100	2	1	3	4	1	3	0	0	3	14
*11	FERREIRA Leidilania	16:34	3/9	33	3/8	38	0/1	0	0/0	0	3	6	9	2	2	0	0	1	0	6
12	VASCONCELLOS Ingrid	15:21	2/3	67	2/3	67	0/0	0	0/0	0	0	1	1	1	0	1	3	0	0	4
13	SIRTOLI Jennifer	14:28	1/4	25	1/3	33	0/1	0	0/0	0	1	2	3	3	1	3	0	1	0	2
14	CICIARTE Maila	18:08	3/6	50	3/5	60	0/1	0	0/0	0	1	3	4	2	3	1	0	2	1	6
15	ROCHA Dominick	17:03	5/9	56	5/7	71	0/2	0	0/4	0	2	0	2	0	2	2	1	3	3	10
Team / Coach											4	8	12		0					
Totals			39/82	48	38/67	57	1/15	7	15/22	68	22	32	54	26	14	18	6	9	17	94
Coach		CAMARGO NETO Joao																		
Assistant Coach		LUZ Cintia																		

MGL - Mongolia

No.	Name	MIN	Field Goals		2 Points		3 Points		Free Throws		Rebounds			AS	TO	ST	BS	PF	FD	PTS
			M/A	%	M/A	%	M/A	%	M/A	%	OR	DR	TOT							
4	ENKHTAIVAN Chimeddolgor	21:20	3/11	27	1/2	50	2/9	22	0/0	0	0	2	2	0	2	0	0	1	0	8
*5	BAATAR Bolor-Erdene	21:00	3/6	50	3/6	50	0/0	0	1/2	50	0	1	1	1	3	2	0	5	2	7
6	GANTULGA Zolzaya	3:15	0/2	0	0/0	0	0/2	0	0/0	0	0	0	0	0	0	0	0	0	0	0
*7	ICHINKHORLOO Dolgor	15:25	1/4	25	0/1	0	1/3	33	0/0	0	0	1	1	2	2	0	0	1	0	3
*8	DUGARSUREN Jargalan	28:00	0/8	0	0/6	0	0/2	0	0/0	0	1	2	3	1	3	0	0	3	2	0
9	JARGALSAIKHAN Nyamsuren	2:09	0/0	0	0/0	0	0/0	0	0/0	0	0	0	0	1	0	0	0	0	0	0
*10	BAYASGALAN Solongo	40:00	7/17	41	4/9	44	3/8	38	0/0	0	1	6	7	5	6	2	1	2	4	17
11	ALIMAA Khulan	19:19	1/6	17	1/3	33	0/3	0	0/0	0	3	0	3	2	3	0	0	1	1	2
*12	BORBAATAR Khos-Erdene	11:47	0/2	0	0/2	0	0/0	0	0/0	0	0	2	2	1	1	0	0	0	0	0
13	ZORIGT Tsolmon	8:53	0/0	0	0/0	0	0/0	0	0/0	0	0	0	0	1	1	0	0	1	0	0
14	ULAANKHUU Enerel	12:00	0/1	0	0/1	0	0/0	0	0/0	0	1	3	4	0	1	1	0	2	0	0
15	CHULUUNTSETSEG Soyolmaa	16:52	4/4	100	3/3	100	1/1	100	0/0	0	0	4	4	0	4	0	0	1	0	9
Team / Coach											4	2	6		5					
Totals			19/61	31	12/33	36	7/28	25	1/2	50	10	23	33	14	31	5	1	17	9	46

	BRA	MGL
Points from Turnovers	21	14
Points in the Paint	64	22
Second Chance Points	23	3
Fast Break Points	22	11

	BRA	MGL
Biggest Lead	52	0
Biggest Scoring Run	18-0 (22-2)	6-0 (22-8)
Lead Changes		0
Times Tied		0

LEGEND			
%	Shooting Percentage	(C)	Captain
BS	Blocked Shots	DR	Defensive Rebounds
OR	Offensive Rebounds	OTx	Overtime
S	Suspended	ST	Steals
(I)	Injured	FD	Fouls Drawn
PF	Fouls	PTS	Points
TO	Turnovers	TOT	Total Rebounds
*	Starters	AS	Assists
M/A	Made / Attempts	MIN	Minutes Played
Qx	Quarter Time		

Timing and Results provided by TISSOT



Game No: 32

Shot Chart
Схема бросков

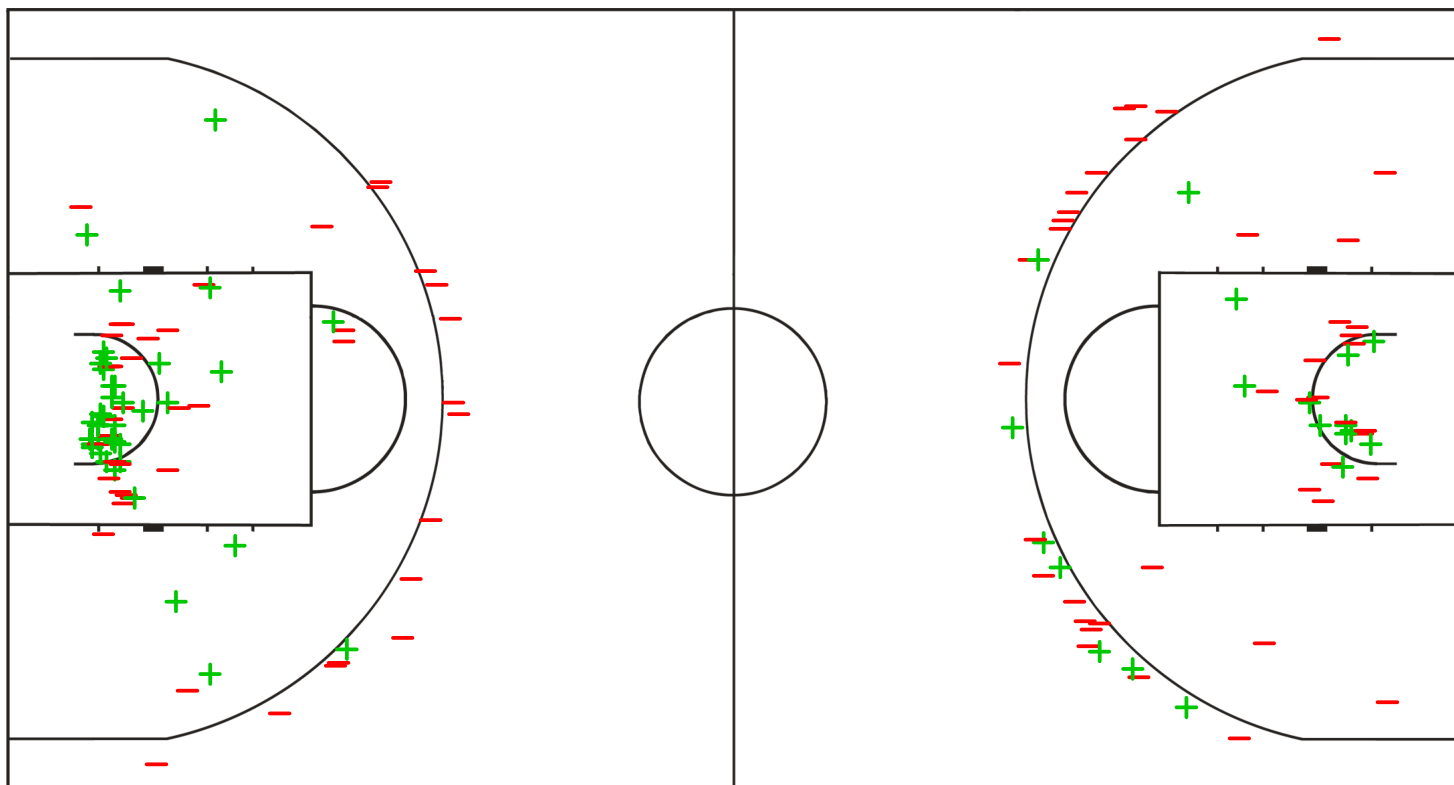
BRA 94 vs 46 MGL
(22 - 8, 25 - 6, 23 - 15, 24 - 17)

Scoring by 5 min intervals:

	Q1		Q2		Q3		Q4	
BRA	14	22	35	47	58	70	80	94
MGL	2	8	14	14	21	29	36	46

BRA - Brazil

MGL - Mongolia



LEGEND

+ Shot Made

- Shot Missed

Timing and Results provided by **TISSOT**



Game No: 32

Shot Chart

Схема бросков

BRA 94 vs 46 MGL

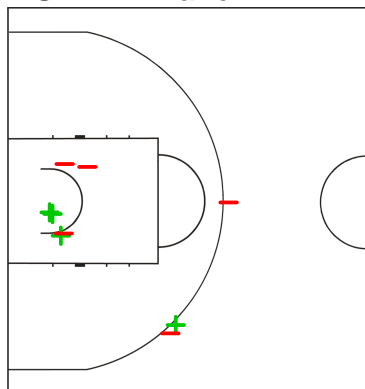
(22 - 8, 25 - 6, 23 - 15, 24 - 17)

Scoring by 5 min intervals:

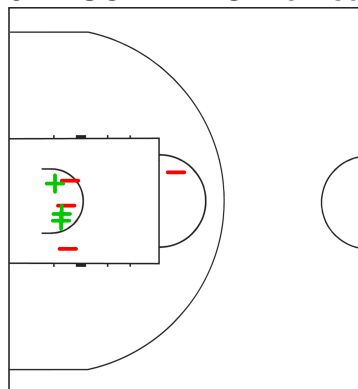
	Q1		Q2		Q3		Q4	
BRA	14	22	35	47	58	70	80	94
MGL	2	8	14	14	21	29	36	46

BRA - Brazil

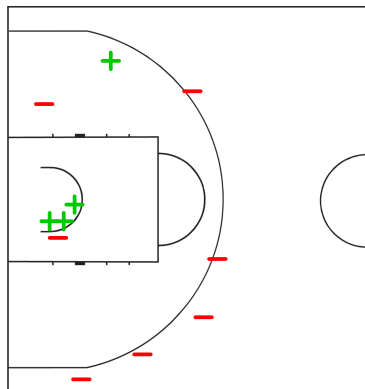
4 SILVA Ariane



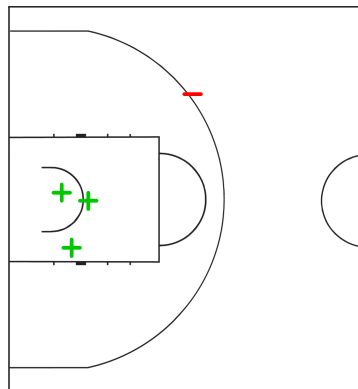
5 NASCIMENTO Monica



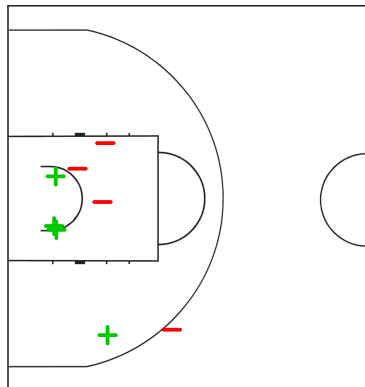
6 SOUZA Luana



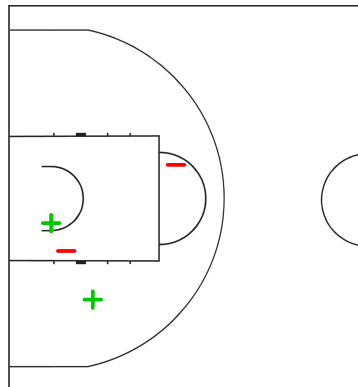
7 ZABANI Leila



8 FERNANDES Ana



9 ARANTES Andressa



LEGEND

+ Shot Made

-

Shot Missed

Timing and Results provided by **TISSOT**



Game No: 32

Shot Chart

Схема бросков

BRA 94 vs 46 MGL

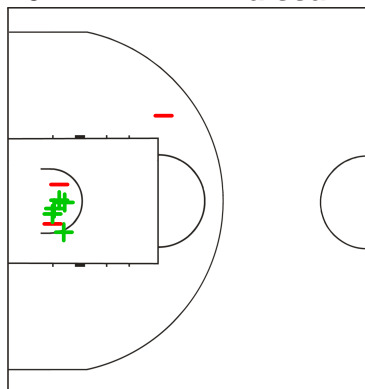
(22 - 8, 25 - 6, 23 - 15, 24 - 17)

Scoring by 5 min intervals:

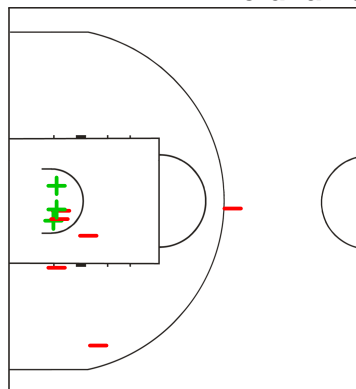
	Q1		Q2		Q3		Q4	
BRA	14	22	35	47	58	70	80	94
MGL	2	8	14	14	21	29	36	46

BRA - Brazil

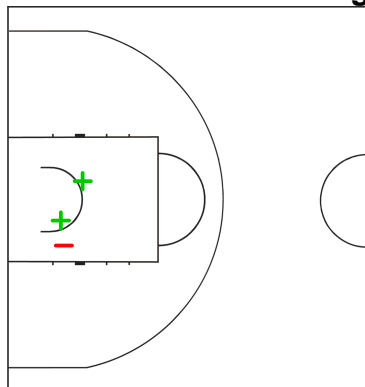
10 FREDIANI Thaissa



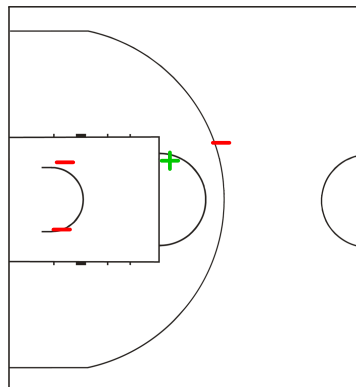
11 FERREIRA Leidilania



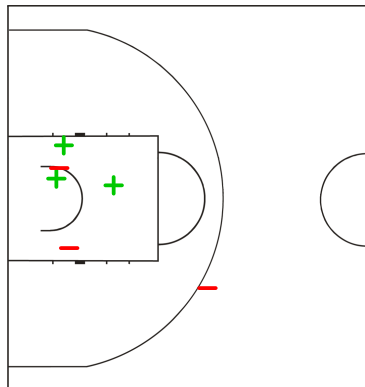
12 VASCONCELLOS Ingrid



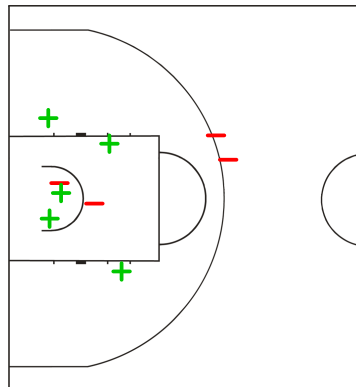
13 SIRTOLI Jennifer



14 CICIARTE Maila



15 ROCHA Dominick



LEGEND

+ Shot Made

-

Shot Missed

Timing and Results provided by **TISSOT**



Game No: 32

Shot Chart

Схема бросков

BRA 94 vs 46 MGL

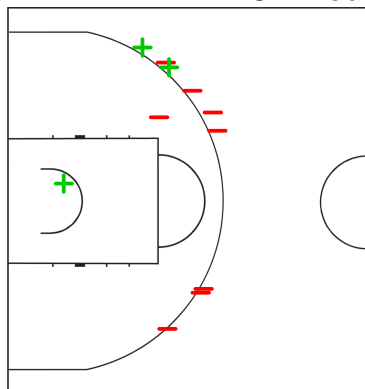
(22 - 8, 25 - 6, 23 - 15, 24 - 17)

Scoring by 5 min intervals:

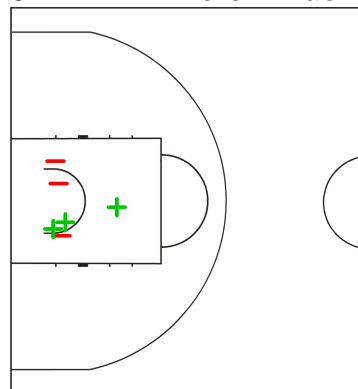
	Q1		Q2		Q3		Q4	
BRA	14	22	35	47	58	70	80	94
MGL	2	8	14	14	21	29	36	46

MGL - Mongolia

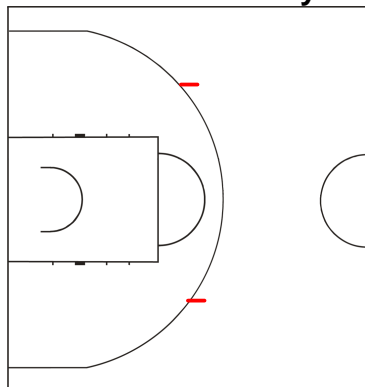
4 ENKHTAIVAN Chimeddolgor



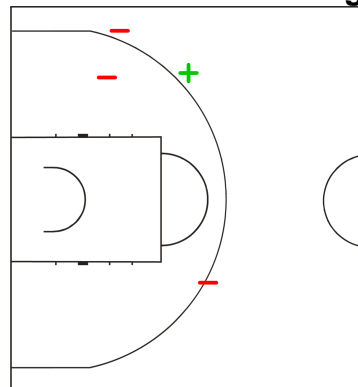
5 BAATAR Bolor-Erdene



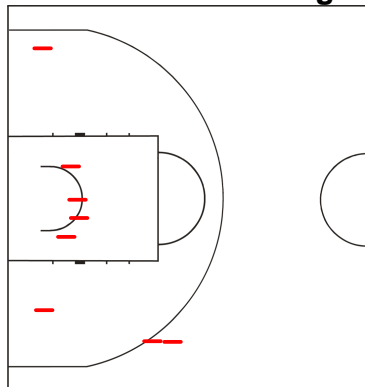
6 GANTULGA Zolzaya



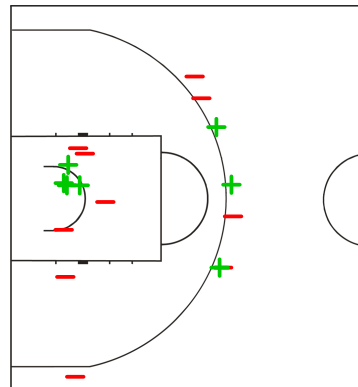
7 ICHINKHORLOO Dolgor



8 DUGARSUREN Jargalan



10 BAYASGALAN Solongo



LEGEND

+ Shot Made

-

Shot Missed

Timing and Results provided by **TISSOT**



Game No: 32

Shot Chart

Схема бросков

BRA 94 vs 46 MGL

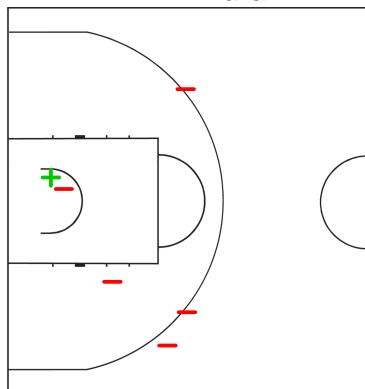
(22 - 8, 25 - 6, 23 - 15, 24 - 17)

Scoring by 5 min intervals:

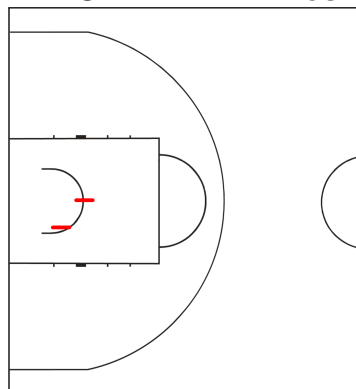
	Q1		Q2		Q3		Q4	
BRA	14	22	35	47	58	70	80	94
MGL	2	8	14	14	21	29	36	46

MGL - Mongolia

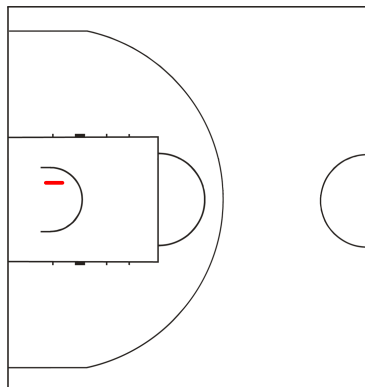
11 ALIMAA Khulan



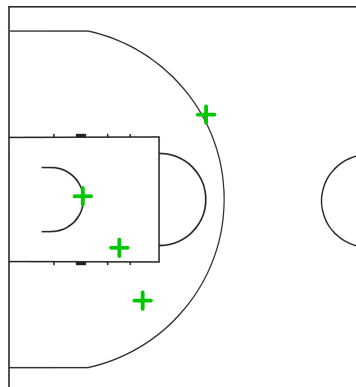
12 BORBAATAR Khos-Erdene



14 ULAANKHUU Enerel



15 CHULUUNTSETSEG Soyolmaa



LEGEND

+ Shot Made

-

Shot Missed

Timing and Results provided by **TISSOT**



Game No: 32

Lineup Analysis

Анализ

BRA 94 vs 46 MGL

BRA

Lineup efficiency

4 SILVA A	6 SOUZA L	12 VASCONCELLOS I	14 CICIARTE M	15 ROCHA D	5:49
4 SILVA A	5 NASCIMENTO M	6 SOUZA L	7 ZABANI L	11 FERREIRA L	5:21
8 FERNANDES A	10 FREDIANI T	12 VASCONCELLOS I	13 SIRTOLI J	15 ROCHA D	5:18
4 SILVA A	5 NASCIMENTO M	6 SOUZA L	9 ARANTES A	14 CICIARTE M	4:11
4 SILVA A	7 ZABANI L	9 ARANTES A	11 FERREIRA L	14 CICIARTE M	3:37
7 ZABANI L	8 FERNANDES A	10 FREDIANI T	11 FERREIRA L	13 SIRTOLI J	3:29
6 SOUZA L	8 FERNANDES A	10 FREDIANI T	12 VASCONCELLOS I	15 ROCHA D	2:27
5 NASCIMENTO M	8 FERNANDES A	9 ARANTES A	10 FREDIANI T	13 SIRTOLI J	2:12
7 ZABANI L	8 FERNANDES A	9 ARANTES A	11 FERREIRA L	14 CICIARTE M	2:11
5 NASCIMENTO M	7 ZABANI L	10 FREDIANI T	13 SIRTOLI J	15 ROCHA D	1:30
8 FERNANDES A	9 ARANTES A	13 SIRTOLI J	14 CICIARTE M	15 ROCHA D	1:21
4 SILVA A	7 ZABANI L	11 FERREIRA L	12 VASCONCELLOS I	14 CICIARTE M	0:59
6 SOUZA L	8 FERNANDES A	10 FREDIANI T	11 FERREIRA L	12 VASCONCELLOS I	0:48
8 FERNANDES A	9 ARANTES A	10 FREDIANI T	13 SIRTOLI J	15 ROCHA D	0:38
4 SILVA A	5 NASCIMENTO M	6 SOUZA L	9 ARANTES A	11 FERREIRA L	0:09

Score development

4 SILVA A	5 NASCIMENTO M	6 SOUZA L	7 ZABANI L	11 FERREIRA L	5:21	+14
7 ZABANI L	8 FERNANDES A	10 FREDIANI T	11 FERREIRA L	13 SIRTOLI J	3:29	+10
4 SILVA A	5 NASCIMENTO M	6 SOUZA L	9 ARANTES A	14 CICIARTE M	4:11	+7
5 NASCIMENTO M	8 FERNANDES A	9 ARANTES A	10 FREDIANI T	13 SIRTOLI J	2:12	+6
6 SOUZA L	8 FERNANDES A	10 FREDIANI T	12 VASCONCELLOS I	15 ROCHA D	2:27	+5
5 NASCIMENTO M	7 ZABANI L	10 FREDIANI T	13 SIRTOLI J	15 ROCHA D	1:30	+4
4 SILVA A	7 ZABANI L	9 ARANTES A	11 FERREIRA L	14 CICIARTE M	3:37	+4
4 SILVA A	6 SOUZA L	12 VASCONCELLOS I	14 CICIARTE M	15 ROCHA D	5:49	+4
8 FERNANDES A	9 ARANTES A	10 FREDIANI T	13 SIRTOLI J	15 ROCHA D	0:38	+2
7 ZABANI L	8 FERNANDES A	9 ARANTES A	11 FERREIRA L	14 CICIARTE M	2:11	+2
4 SILVA A	5 NASCIMENTO M	6 SOUZA L	9 ARANTES A	11 FERREIRA L	0:09	0
6 SOUZA L	8 FERNANDES A	10 FREDIANI T	11 FERREIRA L	12 VASCONCELLOS I	0:48	0
4 SILVA A	7 ZABANI L	11 FERREIRA L	12 VASCONCELLOS I	14 CICIARTE M	0:59	-1
8 FERNANDES A	9 ARANTES A	13 SIRTOLI J	14 CICIARTE M	15 ROCHA D	1:21	-4
8 FERNANDES A	10 FREDIANI T	12 VASCONCELLOS I	13 SIRTOLI J	15 ROCHA D	5:18	-5



Game No: 32

Lineup Analysis

Анализ

MGL

Lineup efficiency


4	ENKHTAIVAN C	5	BAATAR B	8	DUGARSUREN J	10	BAYASGALAN S	12	BORBAATAR K	5:44
4	ENKHTAIVAN C	10	BAYASGALAN S	11	ALIMAA K	14	ULAANKHUU E	15	CHULUUNTSETSEG S	4:51
7	ICHINKHORLOO D	8	DUGARSUREN J	10	BAYASGALAN S	11	ALIMAA K	15	CHULUUNTSETSEG S	4:36
4	ENKHTAIVAN C	5	BAATAR B	10	BAYASGALAN S	11	ALIMAA K	14	ULAANKHUU E	4:29
5	BAATAR B	7	ICHINKHORLOO D	8	DUGARSUREN J	10	BAYASGALAN S	12	BORBAATAR K	4:02
4	ENKHTAIVAN C	5	BAATAR B	8	DUGARSUREN J	10	BAYASGALAN S	13	ZORIGT T	3:43
6	GANTULGA Z	8	DUGARSUREN J	10	BAYASGALAN S	11	ALIMAA K	15	CHULUUNTSETSEG S	3:15
5	BAATAR B	7	ICHINKHORLOO D	8	DUGARSUREN J	10	BAYASGALAN S	13	ZORIGT T	3:02
7	ICHINKHORLOO D	8	DUGARSUREN J	9	JARGALSAIKHAN N	10	BAYASGALAN S	15	CHULUUNTSETSEG S	2:09
7	ICHINKHORLOO D	10	BAYASGALAN S	12	BORBAATAR K	14	ULAANKHUU E	15	CHULUUNTSETSEG S	1:28
4	ENKHTAIVAN C	10	BAYASGALAN S	11	ALIMAA K	13	ZORIGT T	14	ULAANKHUU E	1:12
4	ENKHTAIVAN C	8	DUGARSUREN J	10	BAYASGALAN S	11	ALIMAA K	13	ZORIGT T	0:48
4	ENKHTAIVAN C	8	DUGARSUREN J	10	BAYASGALAN S	12	BORBAATAR K	15	CHULUUNTSETSEG S	0:33
7	ICHINKHORLOO D	8	DUGARSUREN J	10	BAYASGALAN S	11	ALIMAA K	13	ZORIGT T	0:08

Score development

4	ENKHTAIVAN C	10	BAYASGALAN S	11	ALIMAA K	13	ZORIGT T	14	ULAANKHUU E	1:12	+6
4	ENKHTAIVAN C	5	BAATAR B	8	DUGARSUREN J	10	BAYASGALAN S	12	BORBAATAR K	5:44	+2
7	ICHINKHORLOO D	8	DUGARSUREN J	9	JARGALSAIKHAN N	10	BAYASGALAN S	15	CHULUUNTSETSEG S	2:09	+1
7	ICHINKHORLOO D	8	DUGARSUREN J	10	BAYASGALAN S	11	ALIMAA K	13	ZORIGT T	0:08	0
4	ENKHTAIVAN C	8	DUGARSUREN J	10	BAYASGALAN S	11	ALIMAA K	13	ZORIGT T	0:48	-2
7	ICHINKHORLOO D	10	BAYASGALAN S	12	BORBAATAR K	14	ULAANKHUU E	15	CHULUUNTSETSEG S	1:28	-2
7	ICHINKHORLOO D	8	DUGARSUREN J	10	BAYASGALAN S	11	ALIMAA K	15	CHULUUNTSETSEG S	4:36	-3
4	ENKHTAIVAN C	8	DUGARSUREN J	10	BAYASGALAN S	12	BORBAATAR K	15	CHULUUNTSETSEG S	0:33	-4
4	ENKHTAIVAN C	5	BAATAR B	10	BAYASGALAN S	11	ALIMAA K	14	ULAANKHUU E	4:29	-4
6	GANTULGA Z	8	DUGARSUREN J	10	BAYASGALAN S	11	ALIMAA K	15	CHULUUNTSETSEG S	3:15	-5
4	ENKHTAIVAN C	5	BAATAR B	8	DUGARSUREN J	10	BAYASGALAN S	13	ZORIGT T	3:43	-6
5	BAATAR B	7	ICHINKHORLOO D	8	DUGARSUREN J	10	BAYASGALAN S	12	BORBAATAR K	4:02	-8
5	BAATAR B	7	ICHINKHORLOO D	8	DUGARSUREN J	10	BAYASGALAN S	13	ZORIGT T	3:02	-10
4	ENKHTAIVAN C	10	BAYASGALAN S	11	ALIMAA K	14	ULAANKHUU E	15	CHULUUNTSETSEG S	4:51	-13

LEGEND

+ Shot Made - Shot Missed

Timing and Results provided by  TISSOT



Result Book

27th Summer Universiade in Kazan 2013



Basketball

Women's Semifinals





Game No: 37

Start List

Стартовый список

JPN vs MLI

Referee: BUKURESTI Laszlo Lorand (ROU)
Umpire: GYORFFY Pal Attila (HUN) / TIEN Hsiao-Lun (TPE)

JPN - Japan

No.	Name	Pos	Height m / ft in	Age	Current Games Statistics						
					PPG	FG%	3FG%	FT%	RPG	APG	MPG (GP)
4	AMANO Kayoko	F	1.80/5'11"	23	1.8	33		50	2.5	0.3	18:43 (4)
5	SONODA Nao	F	1.78/5'10"	23	6.8	33		85	1.5	0.5	21:07 (4)
6	KURIHARA Mika	G	1.76/5'9"	24	5.3	23	31	100	2.3	0.8	15:42 (4)
7	IKEUCHI Yuri	F	1.80/5'11"	24	1.0	0	0	100	1.5	0.0	17:50 (2)
8	IJU Minami	G	1.68/5'6"	22	10.0	33	29	63	3.0	1.8	18:33 (4)
9	HONDA Masami	F	1.76/5'9"	22	9.3	40	29	85	3.3	0.8	29:50 (4)
10	OCHIAI Satomi	G	1.65/5'5"	22	6.5	32	29	100	3.0	1.5	24:28 (4)
11	SHINOZAKI Mio	G	1.66/5'5"	21	17.0	39	26	67	5.3	2.3	31:20 (4)
12	KOSUGE Yuka	C	1.80/5'11"	21	5.5	50	0	67	3.5	0.3	19:11 (4)
13	KATO Yuki	F	1.77/5'10"	21	1.0	50		100	1.0	0.3	11:20 (3)
14	SEZAKI Rina	G	1.62/5'4"	21	0.0				0.0	0.0	0:00 (0)
15	HASHIZUME Mari	C	1.82/6'0"	21	0.5			50	1.5	0.0	7:15 (2)
Team			1.74/5'9"	22.1	63.5	35	28	77	29.8	8.3	
Coach		HAGIWARA Mikiko									
Assistant Coach		NODERA Kazuhiko					MORIYA Shiho				

JPN Played		
PR	CAN	48 - 76
PR	TPE	64 - 69
PR	UKR	68 - 66
Q9	CHN	74 - 80


MLI - Mali

No.	Name	Pos	Height m / ft in	Age	Current Games Statistics						
					PPG	FG%	3FG%	FT%	RPG	APG	MPG (GP)
4	DIALLO Awa	G	1.58/5'2"	22	5.0	11	13	60	1.5	2.3	31:34 (4)
5	KEITA Aminata	F	1.75/5'9"	21	0.0	0	0		1.5	0.0	7:15 (4)
6	DIAKITE Rokiatou	F	1.68/5'6"	22	0.8	14	0	50	1.0	0.5	10:42 (4)
7	CISSE Rokia	F	1.80/5'11"	20	1.0	50			0.3	0.5	5:17 (4)
8	KONATE Aminata	F	1.80/5'11"	21	3.8	24	10		2.8	1.3	23:59 (4)
9	SISSOKO Aminata	G	1.70/5'7"	22	7.0	32	20	50	5.0	1.0	33:34 (4)
10	MARIKO Aminata	C	1.85/6'1"	23	16.0	48	50	33	12.5	2.0	33:43 (4)
12	SININTA MARIAM Dite G.	F	1.70/5'7"	23	0.0	0	0		1.0	0.0	7:54 (3)
13	TOLO Aissata	F	1.78/5'10"	22	2.8	25	20		2.8	0.3	12:43 (4)
14	FOMBA Aissata	G	1.76/5'9"	19	0.7	50			0.0	0.0	2:34 (3)
15	TOURE Farima	C	1.83/6'0"	19	8.0	23	0	67	8.3	1.8	33:18 (4)
Team			1.75/5'9"	21.3	44.8	27	13	54	39.0	9.5	
Coach		SOUWARE Babakar									
Assistant Coach		SANOGO Terumba									

MLI Played		
PR	USA	32 - 120
PR	BRA	51 - 78
PR	CZE	44 - 59
Q9	POL	52 - 82

LEGEND

(1)	Point Guard	(2)	Shooting Guard	(3)	Small Forward	(4)	Power Forward	(5)	Centre
(C)	Captain	3FG%	3 Points Field Goals %	APG	Assists per Game	C	Centre	F	Forward
FG%	Field Goals %	FT%	Free Throws %	G	Guard	GP	Games Played	MPG	Minutes Played per Game
Pos	Playing Position	PPG	Points per Game	PR	Preliminary Round	RPG	Rebounds per Game		

Timing and Results provided by  TISSOT



Game No: 37

Results
Результаты

Attendance: 357

Match Duration: 1:24

JPN 109 vs 61 MLI
(30:13, 23:14, 24:19, 32:15)

Referee: BUKURESTI Laszlo Lorand (ROU)

Commissioner:

Umpire: GYORFFY Pal Attila (HUN) / TIEN Hsiao-Lun (TPE)

Scoring by 5 min intervals:	JPN	Q1		Q2		Q3		Q4	
		M	A	M	A	M	A	M	A
	16	30	37	53	61	77	96	109	
	8	13	19	27	41	46	56	61	

JPN - Japan

No.	Name	MIN	Field Goals		2 Points		3 Points		Free Throws		Rebounds			AS	TO	ST	BS	PF	FD	PTS
			M/A	%	M/A	%	M/A	%	M/A	%	OR	DR	TOT							
*4	AMANO Kayoko	34:56	10/18	56	9/13	69	1/5	20	0/1	0	3	5	8	2	2	1	0	2	1	21
*5	SONODA Nao	9:42	2/2	100	1/1	100	1/1	100	2/2	100	0	2	2	2	0	0	0	2	2	7
6	KURIHARA Mika	28:23	10/11	91	4/5	80	6/6	100	0/0	0	1	2	3	5	2	0	0	2	2	26
7	IKEUCHI Yuri	19:38	5/8	63	4/5	80	1/3	33	0/0	0	0	4	4	2	4	2	0	1	0	11
8	IJU Minami	0:00	0/0	0	0/0	0	0/0	0	0/0	0	0	0	0	0	0	0	0	0	0	0
*9	HONDA Masami	26:05	4/6	67	4/5	80	0/1	0	2/2	100	0	3	3	3	0	0	0	0	1	10
*10	OCHIAI Satomi	28:30	2/6	33	0/1	0	2/5	40	0/0	0	0	5	5	7	5	2	0	2	2	6
*11	SHINOZAKI Mio	22:28	4/11	36	0/2	0	4/9	44	0/0	0	2	2	4	1	1	3	0	0	1	12
12	KOSUGE Yuka	11:31	3/4	75	3/4	75	0/0	0	0/1	0	1	0	1	1	0	0	0	0	2	6
13	KATO Yuki	0:00	0/0	0	0/0	0	0/0	0	0/0	0	0	0	0	0	0	0	0	0	0	0
14	SEZAKI Rina	0:00	0/0	0	0/0	0	0/0	0	0/0	0	0	0	0	0	0	0	0	0	0	0
15	HASHIZUME Mari	18:47	3/6	50	3/6	50	0/0	0	4/4	100	4	4	8	1	0	0	0	1	4	10
Team / Coach											1	6	7							
Totals			43/72	60	28/42	67	15/30	50	8/10	80	12	33	45	24	14	8	0	10	15	109

Coach	HAGIWARA Mikiko
Assistant Coach	NODERA Kazuhiko MORIYA Shiho

MLI - Mali

No.	Name	MIN	Field Goals		2 Points		3 Points		Free Throws		Rebounds			AS	TO	ST	BS	PF	FD	PTS
			M/A	%	M/A	%	M/A	%	M/A	%	OR	DR	TOT							
4	DIALLO Awa	29:55	4/23	17	2/9	22	2/14	14	2/3	67	2	0	2	2	1	0	0	0	2	12
5	KEITA Aminata	7:54	0/1	0	0/1	0	0/0	0	0/0	0	0	0	0	0	0	2	0	3	0	0
*6	DIAKITE Rokiatou	14:57	0/0	0	0/0	0	0/0	0	0/0	0	0	0	0	1	1	1	0	1	0	0
7	CISSE Rokia	15:23	1/3	33	0/2	0	1/1	100	0/0	0	0	1	1	0	0	0	0	1	0	3
*8	KONATE Aminata	27:04	2/4	50	1/1	100	1/3	33	0/0	0	0	1	1	1	2	2	0	1	0	5
*9	SISSOKO Aminata	38:35	4/11	36	4/9	44	0/2	0	2/2	100	2	4	6	3	6	1	0	2	2	10
*10	MARIKO Aminata	27:19	5/8	63	5/8	63	0/0	0	0/0	0	5	5	10	0	2	0	0	2	1	10
12	SININTA MARIAM Dite G.	0:00	0/0	0	0/0	0	0/0	0	0/0	0	0	0	0	0	0	0	0	0	0	0
13	TOLO Aissata	4:59	0/1	0	0/0	0	0/1	0	0/0	0	0	0	0	0	0	0	0	1	0	0
14	FOMBA Aissata	1:25	0/1	0	0/1	0	0/0	0	0/0	0	0	0	0	0	0	0	0	1	0	0
*15	TOURE Farima	32:29	6/15	40	1/8	13	5/7	71	4/5	80	3	4	7	1	6	0	0	3	5	21
Team / Coach											1	4	5		2					
Totals			22/67	33	13/39	33	9/28	32	8/10	80	13	19	32	8	20	6	0	15	10	61

Coach	SOMARE Babakar
Assistant Coach	SANOGO Terumba

	JPN	MLI
Points from Turnovers	19	9
Points in the Paint	24	22
Second Chance Points	9	12
Fast Break Points	4	0

	JPN	MLI
Biggest Lead	49	0
Biggest Scoring Run	14-0 (75-43)	13-0 (61-43)
Lead Changes	0	
Times Tied	0	

LEGEND			
%	Shooting Percentage	(C)	Captain
BS	Blocked Shots	DR	Defensive Rebounds
OR	Offensive Rebounds	OTx	Overtime
S	Suspended	ST	Steals
(I)	Injured	FD	Fouls Drawn
		PF	Fouls
		TO	Turnovers
*	Starters	M/A	Made / Attempts
		PTS	Points
		TOT	Total Rebounds
AS	Assists	MIN	Minutes Played
		Qx	Quarter Time

Timing and Results provided by TISSOT



Game No: 37

Shot Chart

Схема бросков

JPN 109 vs 61 MLI

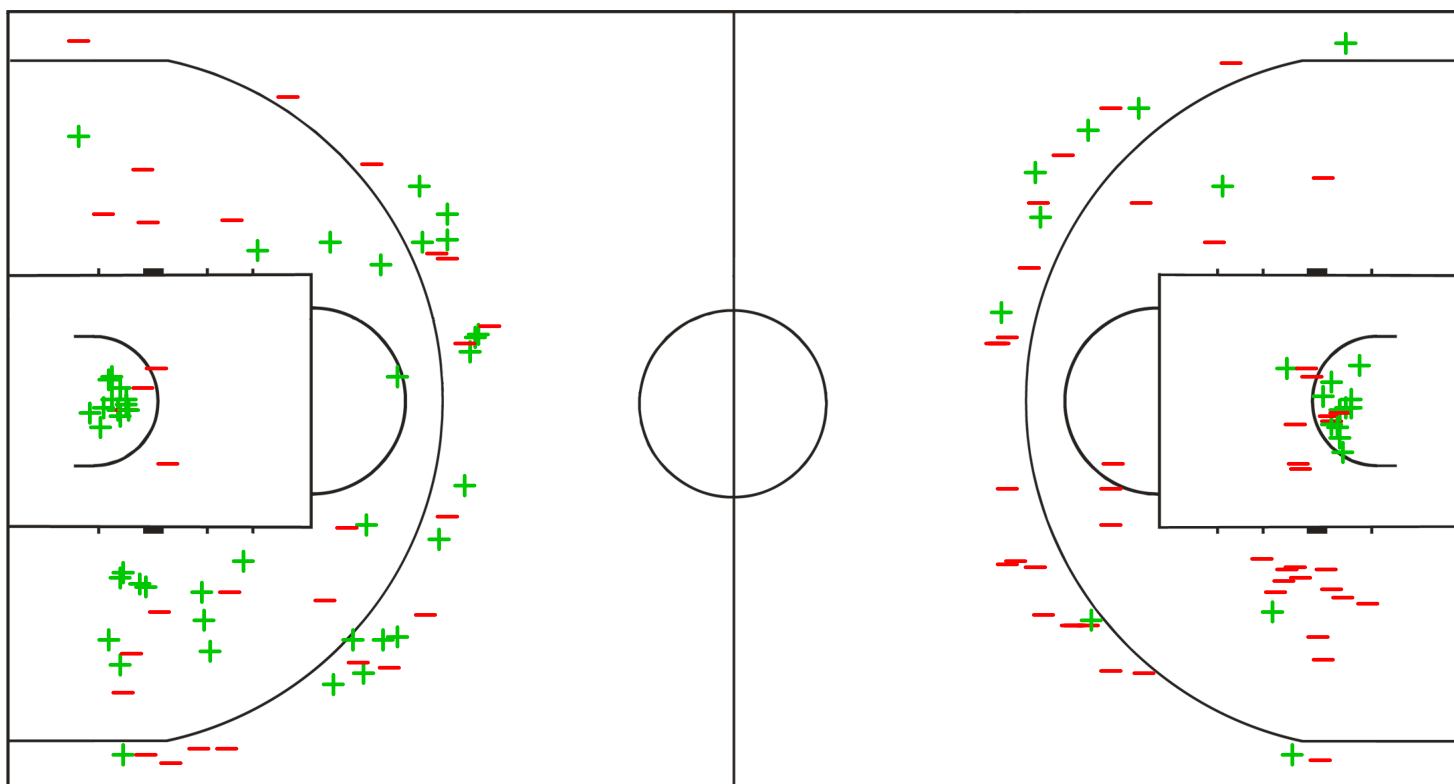
(30 - 13, 23 - 14, 24 - 19, 32 - 15)

Scoring by 5 min intervals:

	Q1		Q2		Q3		Q4	
JPN	16	30	37	53	61	77	96	109
MLI	8	13	19	27	41	46	56	61

JPN - Japan

MLI - Mali



LEGEND

+ Shot Made

- Shot Missed

Timing and Results provided by **TISSOT**



Game No: 37

Shot Chart

Схема бросков

JPN 109 vs 61 MLI

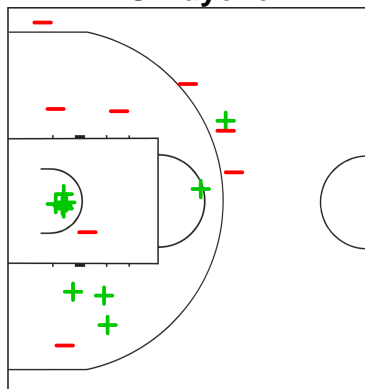
(30 - 13, 23 - 14, 24 - 19, 32 - 15)

Scoring by 5 min intervals:

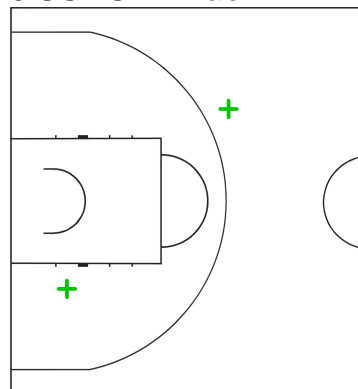
	Q1		Q2		Q3		Q4	
JPN	16	30	37	53	61	77	96	109
MLI	8	13	19	27	41	46	56	61

JPN - Japan

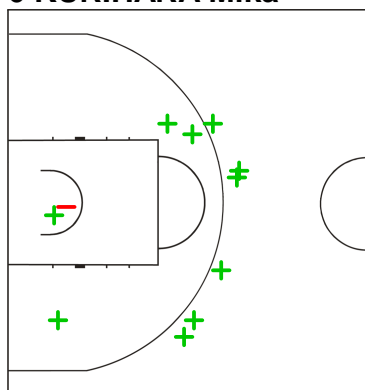
4 AMANO Kayoko



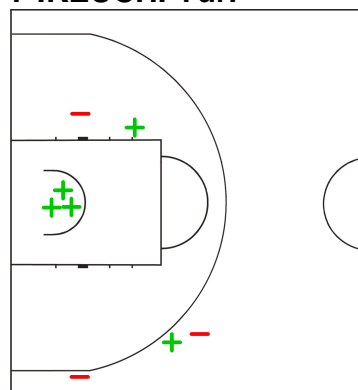
5 SONODA Nao



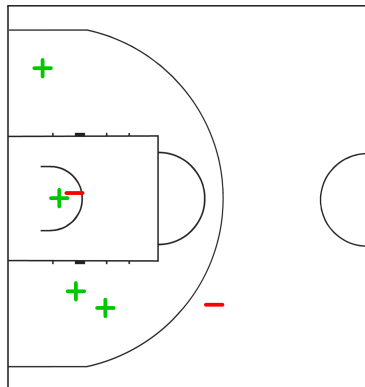
6 KURIHARA Mika



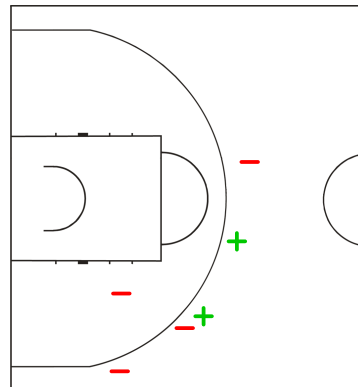
7 IKEUCHI Yuri



9 HONDA Masami



10 OCHIAI Satomi



LEGEND

+ Shot Made

-

Shot Missed

Timing and Results provided by **TISSOT**



Game No: 37

Shot Chart

Схема бросков

JPN 109 vs 61 MLI

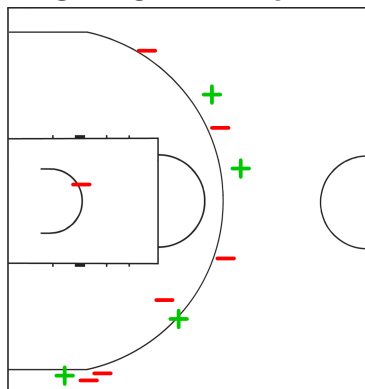
(30 - 13, 23 - 14, 24 - 19, 32 - 15)

Scoring by 5 min intervals:

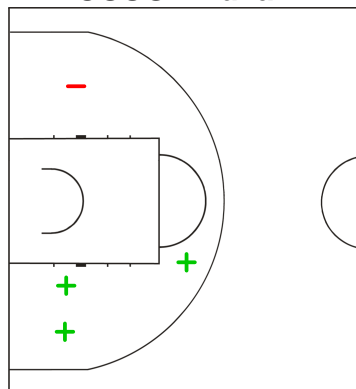
	Q1		Q2		Q3		Q4	
JPN	16	30	37	53	61	77	96	109
MLI	8	13	19	27	41	46	56	61

JPN - Japan

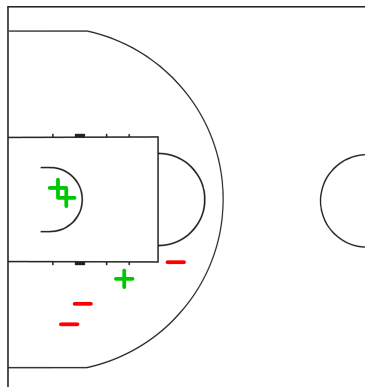
11 SHINOZAKI Mio



12 KOSUGE Yuka



15 HASHIZUME Mari



LEGEND

+ Shot Made

- Shot Missed

Timing and Results provided by TISSOT



Game No: 37

Shot Chart

Схема бросков

JPN 109 vs 61 MLI

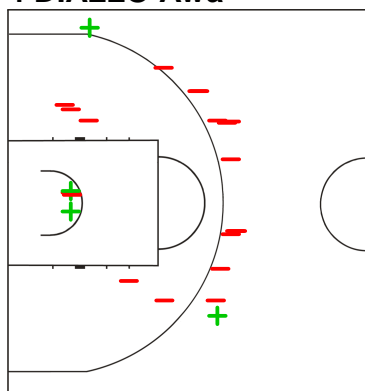
(30 - 13, 23 - 14, 24 - 19, 32 - 15)

Scoring by 5 min intervals:

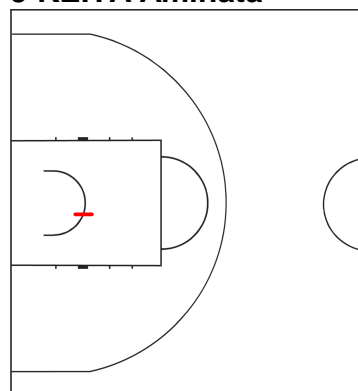
	Q1		Q2		Q3		Q4	
JPN	16	30	37	53	61	77	96	109
MLI	8	13	19	27	41	46	56	61

MLI - Mali

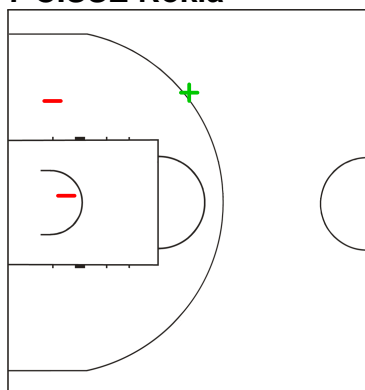
4 DIALLO Awa



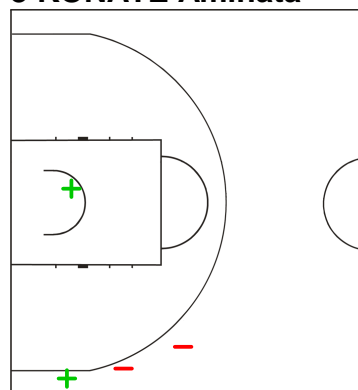
5 KEITA Aminata



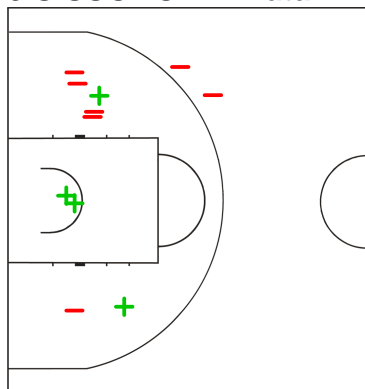
7 CISSE Rokia



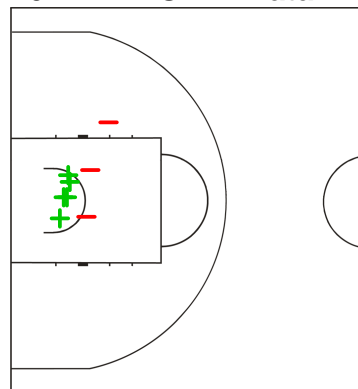
8 KONATE Aminata



9 SISSOKO Aminata



10 MARIKO Aminata



LEGEND

+ Shot Made

-

Shot Missed

Timing and Results provided by **TISSOT**



Game No: 37

Shot Chart

Схема бросков

JPN 109 vs 61 MLI

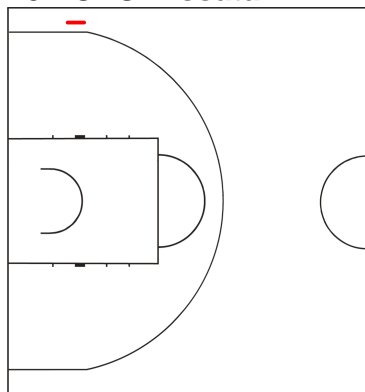
(30 - 13, 23 - 14, 24 - 19, 32 - 15)

Scoring by 5 min intervals:

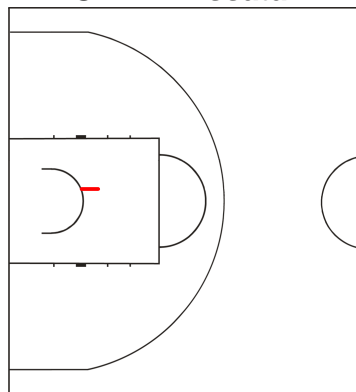
	Q1		Q2		Q3		Q4	
JPN	16	30	37	53	61	77	96	109
MLI	8	13	19	27	41	46	56	61

MLI - Mali

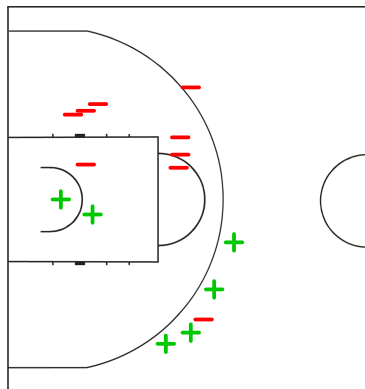
13 TOLO Aissata



14 FOMBA Aissata



15 TOURE Farima



LEGEND

+ Shot Made

- Shot Missed

Timing and Results provided by **TISSOT**



Game No: 37

Lineup Analysis

Анализ

JPN 109 vs 61 MLI

JPN

Lineup efficiency

4	AMANO K	5	SONODA N	9	HONDA M	10	OCHIAI S	11	SHINOZAKI M	9:14
4	AMANO K	6	KURIHARA M	7	IKEUCHI Y	11	SHINOZAKI M	15	HASHIZUME M	6:22
4	AMANO K	6	KURIHARA M	9	HONDA M	10	OCHIAI S	12	KOSUGE Y	5:36
4	AMANO K	6	KURIHARA M	7	IKEUCHI Y	10	OCHIAI S	15	HASHIZUME M	3:21
4	AMANO K	6	KURIHARA M	7	IKEUCHI Y	9	HONDA M	15	HASHIZUME M	3:17
4	AMANO K	9	HONDA M	10	OCHIAI S	11	SHINOZAKI M	12	KOSUGE Y	2:23
4	AMANO K	6	KURIHARA M	9	HONDA M	11	SHINOZAKI M	15	HASHIZUME M	1:51
6	KURIHARA M	7	IKEUCHI Y	10	OCHIAI S	11	SHINOZAKI M	15	HASHIZUME M	1:50
4	AMANO K	6	KURIHARA M	7	IKEUCHI Y	10	OCHIAI S	12	KOSUGE Y	1:34
6	KURIHARA M	7	IKEUCHI Y	9	HONDA M	10	OCHIAI S	15	HASHIZUME M	1:16
6	KURIHARA M	7	IKEUCHI Y	9	HONDA M	10	OCHIAI S	12	KOSUGE Y	1:10
4	AMANO K	6	KURIHARA M	9	HONDA M	10	OCHIAI S	15	HASHIZUME M	0:50
6	KURIHARA M	7	IKEUCHI Y	10	OCHIAI S	11	SHINOZAKI M	12	KOSUGE Y	0:48
4	AMANO K	5	SONODA N	6	KURIHARA M	9	HONDA M	10	OCHIAI S	0:28

Score development

4	AMANO K	6	KURIHARA M	7	IKEUCHI Y	9	HONDA M	15	HASHIZUME M	3:17	+11
4	AMANO K	6	KURIHARA M	9	HONDA M	10	OCHIAI S	12	KOSUGE Y	5:36	+6
4	AMANO K	5	SONODA N	9	HONDA M	10	OCHIAI S	11	SHINOZAKI M	9:14	+6
4	AMANO K	9	HONDA M	10	OCHIAI S	11	SHINOZAKI M	12	KOSUGE Y	2:23	+5
4	AMANO K	6	KURIHARA M	7	IKEUCHI Y	11	SHINOZAKI M	15	HASHIZUME M	6:22	+5
6	KURIHARA M	7	IKEUCHI Y	9	HONDA M	10	OCHIAI S	12	KOSUGE Y	1:10	+4
4	AMANO K	6	KURIHARA M	7	IKEUCHI Y	10	OCHIAI S	12	KOSUGE Y	1:34	+4
4	AMANO K	6	KURIHARA M	9	HONDA M	11	SHINOZAKI M	15	HASHIZUME M	1:51	+4
4	AMANO K	6	KURIHARA M	9	HONDA M	10	OCHIAI S	15	HASHIZUME M	0:50	+2
6	KURIHARA M	7	IKEUCHI Y	9	HONDA M	10	OCHIAI S	15	HASHIZUME M	1:16	+2
4	AMANO K	6	KURIHARA M	7	IKEUCHI Y	10	OCHIAI S	15	HASHIZUME M	3:21	+1
6	KURIHARA M	7	IKEUCHI Y	10	OCHIAI S	11	SHINOZAKI M	12	KOSUGE Y	0:48	0
6	KURIHARA M	7	IKEUCHI Y	10	OCHIAI S	11	SHINOZAKI M	15	HASHIZUME M	1:50	0
4	AMANO K	5	SONODA N	6	KURIHARA M	9	HONDA M	10	OCHIAI S	0:28	-2



Game No: 37

Lineup Analysis

Анализ

MLI

Lineup efficiency


6	DIAKITE R	8	KONATE A	9	SISSOKO A	10	MARIKO A	15	TOURE F	7:59
4	DIALLO A	7	CISSE R	9	SISSOKO A	10	MARIKO A	15	TOURE F	5:05
4	DIALLO A	6	DIAKITE R	8	KONATE A	9	SISSOKO A	10	MARIKO A	4:52
4	DIALLO A	8	KONATE A	9	SISSOKO A	10	MARIKO A	15	TOURE F	4:47
4	DIALLO A	5	KEITA A	7	CISSE R	9	SISSOKO A	15	TOURE F	3:53
4	DIALLO A	5	KEITA A	8	KONATE A	9	SISSOKO A	15	TOURE F	2:56
4	DIALLO A	7	CISSE R	8	KONATE A	9	SISSOKO A	10	MARIKO A	2:39
4	DIALLO A	7	CISSE R	9	SISSOKO A	13	TOLO A	15	TOURE F	2:01
4	DIALLO A	9	SISSOKO A	10	MARIKO A	13	TOLO A	15	TOURE F	1:57
4	DIALLO A	7	CISSE R	8	KONATE A	9	SISSOKO A	15	TOURE F	1:45
6	DIAKITE R	8	KONATE A	13	TOLO A	14	FOMBA A	15	TOURE F	1:01
5	KEITA A	6	DIAKITE R	8	KONATE A	9	SISSOKO A	15	TOURE F	0:41
5	KEITA A	6	DIAKITE R	8	KONATE A	14	FOMBA A	15	TOURE F	0:24

Score development

5	KEITA A	6	DIAKITE R	8	KONATE A	14	FOMBA A	15	TOURE F	0:24	0
4	DIALLO A	7	CISSE R	8	KONATE A	9	SISSOKO A	10	MARIKO A	2:39	-1
4	DIALLO A	5	KEITA A	8	KONATE A	9	SISSOKO A	15	TOURE F	2:56	-1
4	DIALLO A	5	KEITA A	7	CISSE R	9	SISSOKO A	15	TOURE F	3:53	-1
4	DIALLO A	6	DIAKITE R	8	KONATE A	9	SISSOKO A	10	MARIKO A	4:52	0
5	KEITA A	6	DIAKITE R	8	KONATE A	9	SISSOKO A	15	TOURE F	0:41	-2
6	DIAKITE R	8	KONATE A	13	TOLO A	14	FOMBA A	15	TOURE F	1:01	-2
4	DIALLO A	7	CISSE R	8	KONATE A	9	SISSOKO A	15	TOURE F	1:45	-5
4	DIALLO A	7	CISSE R	9	SISSOKO A	13	TOLO A	15	TOURE F	2:01	-5
4	DIALLO A	8	KONATE A	9	SISSOKO A	10	MARIKO A	15	TOURE F	4:47	-6
4	DIALLO A	9	SISSOKO A	10	MARIKO A	13	TOLO A	15	TOURE F	1:57	-7
4	DIALLO A	7	CISSE R	9	SISSOKO A	10	MARIKO A	15	TOURE F	5:05	-9
6	DIAKITE R	8	KONATE A	9	SISSOKO A	10	MARIKO A	15	TOURE F	7:59	-9

LEGEND

+ Shot Made - Shot Missed

Timing and Results provided by  TISSOT



Game No: 34

Start List

Стартовый список

CZE vs HUN

Referee: WANG Zebo (CHN)

Umpire: OKHRIMENKO Vladimir (RUS) / HILKE Henri (FIN)

CZE - Czech Republic

No.	Name	Pos	Height m / ft in	Age	Current Games Statistics						
					PPG	FG%	3FG%	FT%	RPG	APG	MPG (GP)
4	VACKOVA Andrea		1.77/5'10"	23	1.3	40	0		0.0	0.3	5:46 (3)
5	NOVOTNA Katerina		1.78/5'10"	23	1.0	17	33		1.0	0.3	4:20 (3)
6	ZAPLATOVA Petra		1.75/5'9"	21	4.8	32	20	67	1.5	1.5	16:41 (4)
7	BARTAKOVA Lenka		1.75/5'9"	22	7.3	36	50	50	3.3	3.3	26:25 (4)
8	OVSIKOVA Andrea		1.77/5'10"	24	8.5	50	63	50	1.8	0.5	23:23 (4)
9	KASPARKOVA Barbora		1.83/6'0"	21	8.0	60		100	3.0	0.0	8:51 (1)
10	STARA Michaela		1.74/5'9"	22	8.0	32	25	75	2.5	3.5	28:55 (4)
11	ELHOTOVA Karolina		1.82/6'0"	21	4.3	37	33		2.3	0.3	15:46 (4)
12	ROSENBAUMOVA Klara		1.84/6'0"	23	6.8	38	20		4.5	0.8	21:32 (4)
13	POCHOBRADSKA Klara		1.86/6'1"	24	9.3	42	29	88	5.8	1.0	25:41 (4)
14	SVRDLIKOVA Pavla		1.85/6'1"	22	3.3	38		80	2.3	1.0	13:48 (3)
15	HANUSOVA Alena		1.90/6'3"	22	13.0	60	25	100	5.8	1.8	21:25 (4)
Team			1.81/5'11"	22.3	68.0	41	32	79	36.3	13.8	
Coach		TREML Petr									
Assistant Coach		VESELY Tomas									

CZE Played		
PR	BRA	86 - 63
PR	USA	61 - 101
PR	MLI	59 - 44
QF	RUS	66 - 74


HUN - Hungary

No.	Name	Pos	Height m / ft in	Age	Current Games Statistics						
					PPG	FG%	3FG%	FT%	RPG	APG	MPG (GP)
4	ORI Gyorgyi Agnes	F	1.84/6'0"	22	7.0	34	36	100	4.3	1.0	23:52 (4)
5	VARGA Zsafia	F	1.82/6'0"	24	9.8	45	50	50	3.8	2.0	25:23 (4)
6	BALINT Reka	F	1.81/5'11"	22	11.3	33	36	80	3.3	2.5	28:27 (4)
7	AMBRUS Szandra	F	1.80/5'11"	23	1.5	15	0	50	3.3	2.8	18:32 (4)
8	BAKSA Bettina	F	1.74/5'9"	20	4.5	33		88	0.0	1.5	19:31 (2)
9	VELKEY Krisztina	G	1.78/5'10"	20	0.5	8	0		1.3	0.8	12:01 (4)
10	MANYOKI Judit Eszter	F	1.72/5'8"	21	3.3	24	20	75	2.5	1.5	17:22 (4)
11	KRIVACEVIC Tijana	C	1.94/6'4"	23	19.8	51	50	68	7.3	0.5	27:54 (4)
12	MANSARE Anna Manty	C	1.88/6'2"	21	2.3	19	0	38	5.0	1.3	19:01 (4)
13	KOBOLAK Cintia Zsafia	C	1.85/6'1"	21	1.5	30	0		2.0	0.0	10:52 (4)
14	ADAMECZ Lilla	F	1.80/5'11"	21	1.0	0		100	5.5	1.0	13:33 (2)
15	ZELE Dorina	F	1.85/6'1"	21	0.0				0.0	0.0	0:00 (0)
Team			1.82/6'0"	21.6	59.5	34	27	69	38.3	13.5	
Coach		GALL Tamas									
Assistant Coach		MAGYAR Gergely									

HUN Played		
PR	AUS	53 - 79
PR	FIN	64 - 59
PR	CHN	80 - 67
QF	TPE	41 - 72

LEGEND

(1)	Point Guard	(2)	Shooting Guard	(3)	Small Forward	(4)	Power Forward	(5)	Centre
(C)	Captain	3FG%	3 Points Field Goals %	APG	Assists per Game	C	Centre	F	Forward
FG%	Field Goals %	FT%	Free Throws %	G	Guard	GP	Games Played	MPG	Minutes Played per Game
Pos	Playing Position	PPG	Points per Game	PR	Preliminary Round	QF	Quarterfinal	RPG	Rebounds per Game

Timing and Results provided by  TISSOT



Game No: 34

Results
Результаты

Attendance: 400

Match Duration: 1:28

CZE 77 vs 67 HUN
(18:21, 21:4, 19:18, 19:24)

Referee: WANG Zebo (CHN)

Commissioner:

Umpire: OKHRIMENKO Vladimir (RUS) / HILKE Henri (FIN)

Scoring by 5 min intervals:	CZE	Q1		Q2		Q3		Q4	
		M	A	M	A	M	A	M	A
	HUN	12	18	31	39	49	58	67	77
		9	21	23	25	36	43	52	67

CZE - Czech Republic

No.	Name	MIN	Field Goals		2 Points		3 Points		Free Throws		Rebounds			AS	TO	ST	BS	PF	FD	PTS
			M/A	%	M/A	%	M/A	%	M/A	%	OR	DR	TOT							
4	VACKOVA Andrea	16:57	2/5	40	1/3	33	1/2	50	1/2	50	2	0	2	2	0	1	0	0	2	6
5	NOVOTNA Katerina	1:33	0/0	0	0/0	0	0/0	0	0/0	0	0	0	0	0	1	0	0	0	0	0
6	ZAPLATOVA Petra	18:41	2/6	33	2/4	50	0/2	0	2/2	100	0	1	1	1	2	1	0	2	3	6
*7	BARTAKOVA Lenka	23:17	3/9	33	2/7	29	1/2	50	2/2	100	0	3	3	2	2	2	1	1	4	9
*8	OVSIKOVA Andrea	24:35	2/5	40	2/5	40	0/0	0	2/4	50	0	3	3	0	1	2	0	2	4	6
9	KASPARKOVA Barbora	0:00	0/0	0	0/0	0	0/0	0	0/0	0	0	0	0	0	0	0	0	0	0	0
*10	STARA Michaela	24:12	3/6	50	0/1	0	3/5	60	2/2	100	0	2	2	8	2	1	0	4	2	11
11	ELHOTOVA Karolina	14:58	4/8	50	2/3	67	2/5	40	2/2	100	2	1	3	3	1	1	0	1	1	12
*12	ROSENBAUMOVA Klara	30:17	3/7	43	3/7	43	0/0	0	2/2	100	1	1	2	1	1	4	0	4	2	8
13	POCHOBRADSKA Klara	0:00	0/0	0	0/0	0	0/0	0	0/0	0	0	0	0	0	0	0	0	0	0	0
14	SVRDLIKOVA Pavla	15:47	1/3	33	1/3	33	0/0	0	0/0	0	1	1	2	0	0	1	0	1	0	2
*15	HANUSOVA Alena	29:43	7/11	64	6/10	60	1/1	100	2/4	50	0	6	6	1	2	0	1	2	5	17
Team / Coach											1	3	4							
Totals			27/60	45	19/43	44	8/17	47	15/20	75	7	21	28	18	12	13	2	17	23	77

Coach	TREML Petr
Assistant Coach	VESELY Tomas

HUN - Hungary

No.	Name	MIN	Field Goals		2 Points		3 Points		Free Throws		Rebounds			AS	TO	ST	BS	PF	FD	PTS
			M/A	%	M/A	%	M/A	%	M/A	%	OR	DR	TOT							
*4	ORI Gyorgyi Agnes	16:19	1/3	33	1/3	33	0/0	0	0/0	0	0	1	1	1	0	1	0	2	0	2
*5	VARGA Zsafia	26:45	0/6	0	0/6	0	0/0	0	1/2	50	0	3	3	3	1	1	0	2	3	1
*6	BALINT Reka	17:26	2/6	33	2/6	33	0/0	0	0/0	0	1	2	3	1	3	2	0	1	3	4
7	AMBRUS Szandra	21:36	2/6	33	2/5	40	0/1	0	1/1	100	1	3	4	2	3	0	0	1	3	5
8	BAKSA Bettina	0:21	0/0	0	0/0	0	0/0	0	0/0	0	0	0	0	0	0	0	0	0	0	0
9	VELKEY Krisztina	12:16	2/3	67	2/2	100	0/1	0	0/0	0	0	0	0	0	1	0	0	3	0	4
*10	MANYOKI Judit Eszter	20:36	2/6	33	1/4	25	1/2	50	0/0	0	3	2	5	1	5	2	0	3	3	5
*11	KRIVACEVIC Tijana	31:52	14/17	82	14/17	82	0/0	0	5/6	83	1	6	7	1	1	0	0	2	3	33
12	MANSARE Anna Manty	23:26	4/6	67	4/6	67	0/0	0	1/2	50	1	5	6	0	1	0	1	5	1	9
13	KOBOLAK Cintia Zsafia	8:08	0/3	0	0/3	0	0/0	0	0/0	0	2	5	7	0	0	0	1	1	0	0
14	ADAMECZ Lilla	21:15	2/5	40	2/4	50	0/1	0	0/0	0	1	1	2	2	4	1	0	3	1	4
15	ZELE Dorina	0:00	0/0	0	0/0	0	0/0	0	0/0	0	0	0	0	0	0	0	0	0	0	0
Team / Coach											0	1	1							
Totals			29/61	48	28/56	50	1/5	20	8/11	73	10	29	39	11	19	7	2	23	17	67

Coach	GALL Tamas
Assistant Coach	MAGYAR Gergely

	CZE	HUN
Points from Turnovers	22	12
Points in the Paint	20	40
Second Chance Points	5	8
Fast Break Points	8	2

	CZE	HUN
Biggest Lead	18	3
Biggest Scoring Run	9-0 (27-21)	7-0 (12-11)
Lead Changes	2	
Times Tied	2	

LEGEND			
%	Shooting Percentage	(C)	Captain
BS	Blocked Shots	DR	Defensive Rebounds
OR	Offensive Rebounds	OTx	Overtime
S	Suspended	ST	Steals
(I)	Injured	FD	Fouls Drawn
		PF	Fouls
		TO	Turnovers
*	Starters	M/A	Made / Attempts
		PTS	Points
		TOT	Total Rebounds
AS	Assists	MIN	Minutes Played
		Qx	Quarter Time

Timing and Results provided by  TISSOT



Game No: 34

Shot Chart

Схема бросков

CZE 77 vs 67 HUN

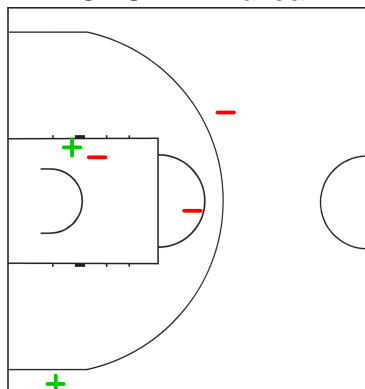
(18 - 21, 21 - 4, 19 - 18, 19 - 24)

Scoring by 5 min intervals:

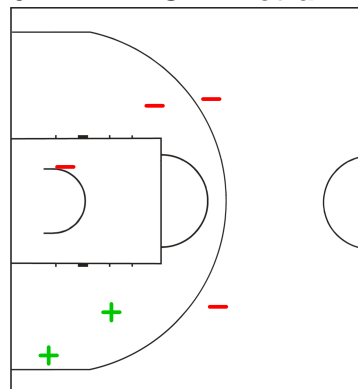
	Q1		Q2		Q3		Q4	
CZE	12	18	31	39	49	58	67	77
HUN	9	21	23	25	36	43	52	67

CZE - Czech Republic

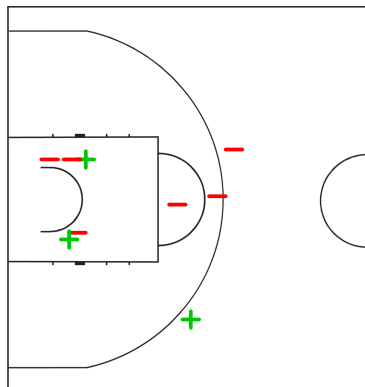
4 VACKOVA Andrea



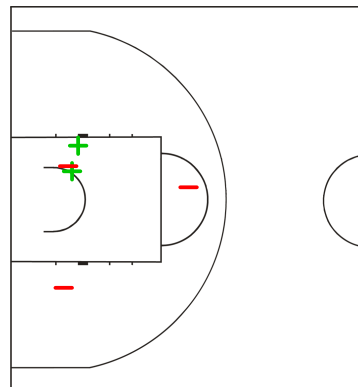
6 ZAPLATOVA Petra



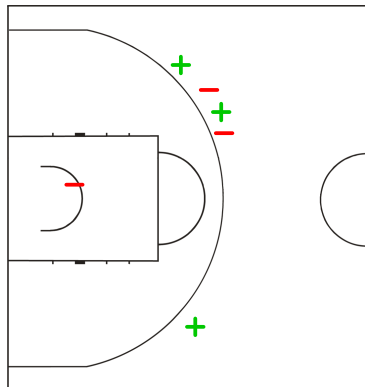
7 BARTAKOVA Lenka



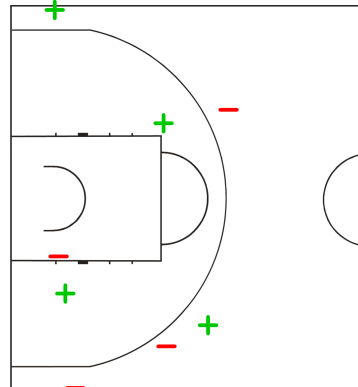
8 OVSIKOVA Andrea



10 STARA Michaela



11 ELHOTOVA Karolina



LEGEND

+ Shot Made

-

Shot Missed

Timing and Results provided by **TISSOT**



Game No: 34

Shot Chart
Схема бросков

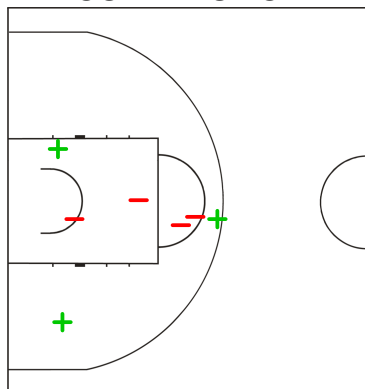
CZE 77 vs 67 HUN
(18 - 21, 21 - 4, 19 - 18, 19 - 24)

Scoring by 5 min intervals:

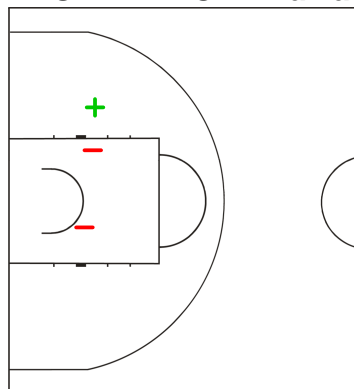
	Q1		Q2		Q3		Q4	
CZE	12	18	31	39	49	58	67	77
HUN	9	21	23	25	36	43	52	67

CZE - Czech Republic

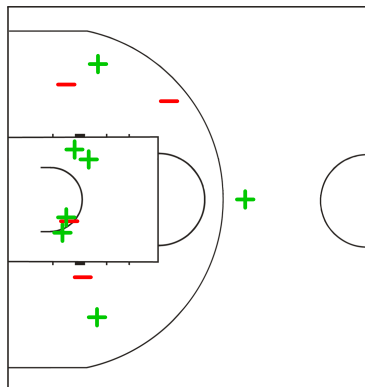
12 ROSENBAUMOVA Klara



14 SVRDLIKOVA Pavla



15 HANUSOVA Alena



LEGEND

+ Shot Made

- Shot Missed



Game No: 34

Shot Chart
Схема бросков

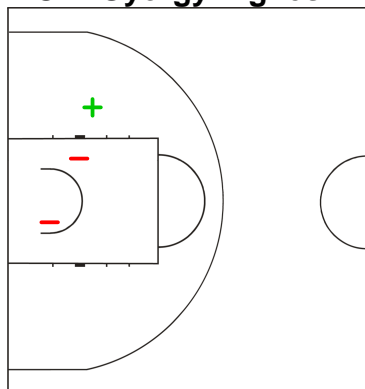
CZE 77 vs 67 HUN
(18 - 21, 21 - 4, 19 - 18, 19 - 24)

Scoring by 5 min intervals:

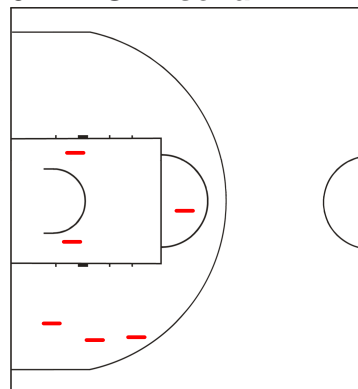
	Q1		Q2		Q3		Q4	
CZE	12	18	31	39	49	58	67	77
HUN	9	21	23	25	36	43	52	67

HUN - Hungary

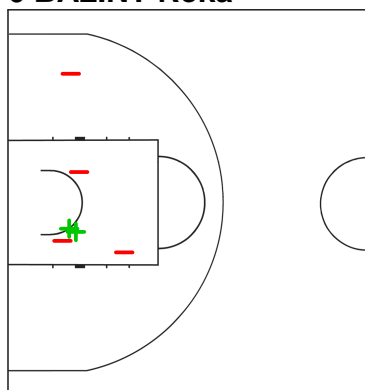
4 ORI Gyorgyi Agnes



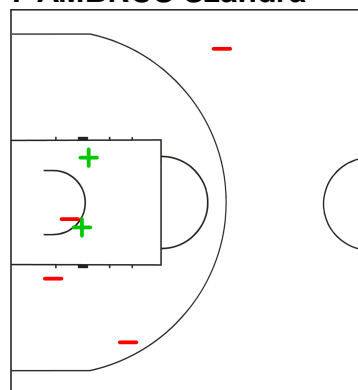
5 VARGA Zsafia



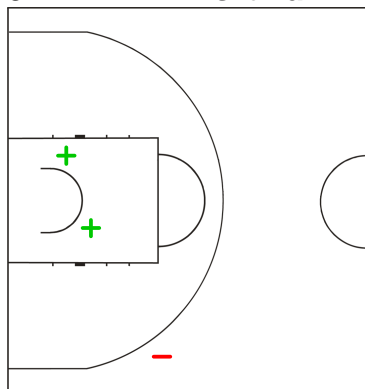
6 BALINT Reka



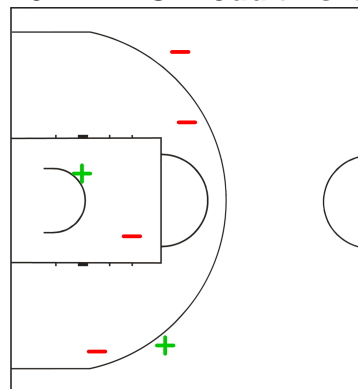
7 AMBRUS Szandra



9 VELKEY Krisztina



10 MANYOKI Judit Eszter



LEGEND

+ Shot Made

-

Shot Missed

Timing and Results provided by **TISSOT**



Game No: 34

Shot Chart

Схема бросков

CZE 77 vs 67 HUN

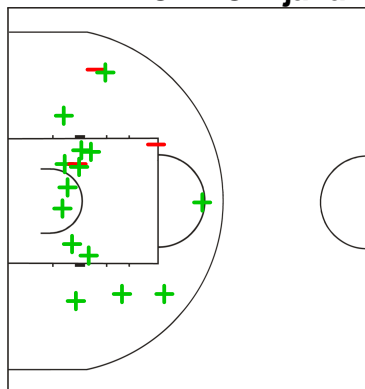
(18 - 21, 21 - 4, 19 - 18, 19 - 24)

Scoring by 5 min intervals:

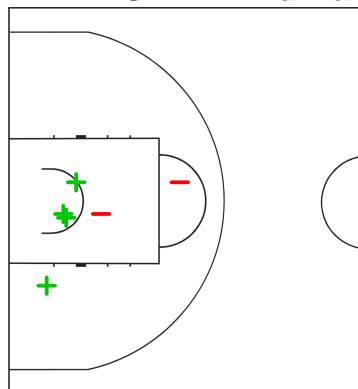
	Q1		Q2		Q3		Q4	
CZE	12	18	31	39	49	58	67	77
HUN	9	21	23	25	36	43	52	67

HUN - Hungary

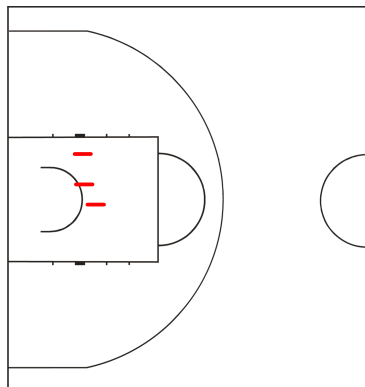
11 KRIVACEVIC Tijana



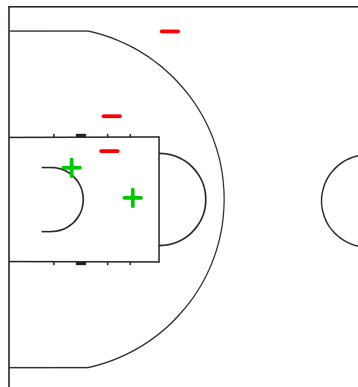
12 MANSARE Anna Manty



13 KOBOLAK Cintia Zsofia



14 ADAMECZ Lilla



LEGEND

+ Shot Made

- Shot Missed

Timing and Results provided by **TISSOT**



Game No: 34

Lineup Analysis

Анализ

CZE 77 vs 67 HUN

CZE

Lineup efficiency

7 BARTAKOVA L	8 OVSIKOVA A	10 STARA M	12 ROSENBAUMOVA K	15 HANUSOVA A	13:52
4 VACKOVA A	6 ZAPLATOVA P	11 ELHOTOVA K	12 ROSENBAUMOVA K	14 SVRDLIKOVA P	3:57
4 VACKOVA A	6 ZAPLATOVA P	8 OVSIKOVA A	11 ELHOTOVA K	14 SVRDLIKOVA P	2:40
4 VACKOVA A	6 ZAPLATOVA P	8 OVSIKOVA A	12 ROSENBAUMOVA K	15 HANUSOVA A	2:15
7 BARTAKOVA L	10 STARA M	11 ELHOTOVA K	12 ROSENBAUMOVA K	15 HANUSOVA A	2:08
4 VACKOVA A	6 ZAPLATOVA P	10 STARA M	12 ROSENBAUMOVA K	14 SVRDLIKOVA P	2:07
6 ZAPLATOVA P	7 BARTAKOVA L	8 OVSIKOVA A	14 SVRDLIKOVA P	15 HANUSOVA A	1:58
4 VACKOVA A	5 NOVOTNA K	6 ZAPLATOVA P	11 ELHOTOVA K	12 ROSENBAUMOVA K	1:33
7 BARTAKOVA L	10 STARA M	11 ELHOTOVA K	14 SVRDLIKOVA P	15 HANUSOVA A	1:23
4 VACKOVA A	7 BARTAKOVA L	8 OVSIKOVA A	12 ROSENBAUMOVA K	15 HANUSOVA A	1:23
4 VACKOVA A	7 BARTAKOVA L	10 STARA M	12 ROSENBAUMOVA K	15 HANUSOVA A	1:21
6 ZAPLATOVA P	10 STARA M	11 ELHOTOVA K	14 SVRDLIKOVA P	15 HANUSOVA A	1:15
6 ZAPLATOVA P	8 OVSIKOVA A	11 ELHOTOVA K	14 SVRDLIKOVA P	15 HANUSOVA A	1:15
7 BARTAKOVA L	8 OVSIKOVA A	10 STARA M	14 SVRDLIKOVA P	15 HANUSOVA A	1:12
4 VACKOVA A	6 ZAPLATOVA P	10 STARA M	12 ROSENBAUMOVA K	15 HANUSOVA A	0:54
4 VACKOVA A	6 ZAPLATOVA P	11 ELHOTOVA K	12 ROSENBAUMOVA K	15 HANUSOVA A	0:47

Score development

4 VACKOVA A	6 ZAPLATOVA P	11 ELHOTOVA K	12 ROSENBAUMOVA K	14 SVRDLIKOVA P	3:57	+12
7 BARTAKOVA L	8 OVSIKOVA A	10 STARA M	12 ROSENBAUMOVA K	15 HANUSOVA A	13:52	+11
4 VACKOVA A	7 BARTAKOVA L	8 OVSIKOVA A	12 ROSENBAUMOVA K	15 HANUSOVA A	1:23	+4
4 VACKOVA A	6 ZAPLATOVA P	10 STARA M	12 ROSENBAUMOVA K	15 HANUSOVA A	0:54	+2
4 VACKOVA A	6 ZAPLATOVA P	10 STARA M	12 ROSENBAUMOVA K	14 SVRDLIKOVA P	2:07	+2
7 BARTAKOVA L	10 STARA M	11 ELHOTOVA K	12 ROSENBAUMOVA K	15 HANUSOVA A	2:08	+2
4 VACKOVA A	6 ZAPLATOVA P	11 ELHOTOVA K	12 ROSENBAUMOVA K	15 HANUSOVA A	0:47	+1
6 ZAPLATOVA P	10 STARA M	11 ELHOTOVA K	14 SVRDLIKOVA P	15 HANUSOVA A	1:15	+1
4 VACKOVA A	7 BARTAKOVA L	10 STARA M	12 ROSENBAUMOVA K	15 HANUSOVA A	1:21	0
7 BARTAKOVA L	10 STARA M	11 ELHOTOVA K	14 SVRDLIKOVA P	15 HANUSOVA A	1:23	-2
6 ZAPLATOVA P	7 BARTAKOVA L	8 OVSIKOVA A	14 SVRDLIKOVA P	15 HANUSOVA A	1:58	-2
4 VACKOVA A	6 ZAPLATOVA P	8 OVSIKOVA A	12 ROSENBAUMOVA K	15 HANUSOVA A	2:15	-2
4 VACKOVA A	6 ZAPLATOVA P	8 OVSIKOVA A	11 ELHOTOVA K	14 SVRDLIKOVA P	2:40	-2
7 BARTAKOVA L	8 OVSIKOVA A	10 STARA M	14 SVRDLIKOVA P	15 HANUSOVA A	1:12	-5
6 ZAPLATOVA P	8 OVSIKOVA A	11 ELHOTOVA K	14 SVRDLIKOVA P	15 HANUSOVA A	1:15	-6
4 VACKOVA A	5 NOVOTNA K	6 ZAPLATOVA P	11 ELHOTOVA K	12 ROSENBAUMOVA K	1:33	-6



Game No: 34

Lineup Analysis

Анализ

HUN

Lineup efficiency


7	AMBRUS S	9	VELKEY K	11	KRIVACEVIC T	12	MANSARE A	14	ADAMECZ L	7:44
4	ORI G	5	VARGA Z	6	BALINT R	10	MANYOKI J	11	KRIVACEVIC T	4:47
5	VARGA Z	7	AMBRUS S	10	MANYOKI J	11	KRIVACEVIC T	14	ADAMECZ L	4:18
4	ORI G	5	VARGA Z	7	AMBRUS S	11	KRIVACEVIC T	12	MANSARE A	3:40
4	ORI G	5	VARGA Z	6	BALINT R	10	MANYOKI J	13	KOBOLAK C	3:30
5	VARGA Z	6	BALINT R	7	AMBRUS S	10	MANYOKI J	11	KRIVACEVIC T	2:26
6	BALINT R	9	VELKEY K	12	MANSARE A	13	KOBOLAK C	14	ADAMECZ L	2:25
4	ORI G	5	VARGA Z	10	MANYOKI J	11	KRIVACEVIC T	12	MANSARE A	2:15
4	ORI G	5	VARGA Z	9	VELKEY K	11	KRIVACEVIC T	12	MANSARE A	2:07
6	BALINT R	10	MANYOKI J	11	KRIVACEVIC T	12	MANSARE A	14	ADAMECZ L	1:47
5	VARGA Z	7	AMBRUS S	11	KRIVACEVIC T	12	MANSARE A	14	ADAMECZ L	1:15
5	VARGA Z	7	AMBRUS S	12	MANSARE A	13	KOBOLAK C	14	ADAMECZ L	1:15
5	VARGA Z	6	BALINT R	10	MANYOKI J	11	KRIVACEVIC T	14	ADAMECZ L	1:12
6	BALINT R	7	AMBRUS S	12	MANSARE A	13	KOBOLAK C	14	ADAMECZ L	0:58
6	BALINT R	8	BAKSA B	10	MANYOKI J	11	KRIVACEVIC T	14	ADAMECZ L	0:21

Score development

5	VARGA Z	7	AMBRUS S	12	MANSARE A	13	KOBOLAK C	14	ADAMECZ L	1:15	+4
4	ORI G	5	VARGA Z	7	AMBRUS S	11	KRIVACEVIC T	12	MANSARE A	3:40	+4
5	VARGA Z	7	AMBRUS S	11	KRIVACEVIC T	12	MANSARE A	14	ADAMECZ L	1:15	+1
5	VARGA Z	7	AMBRUS S	10	MANYOKI J	11	KRIVACEVIC T	14	ADAMECZ L	4:18	+1
6	BALINT R	7	AMBRUS S	12	MANSARE A	13	KOBOLAK C	14	ADAMECZ L	0:58	0
5	VARGA Z	6	BALINT R	10	MANYOKI J	11	KRIVACEVIC T	14	ADAMECZ L	1:12	0
6	BALINT R	10	MANYOKI J	11	KRIVACEVIC T	12	MANSARE A	14	ADAMECZ L	1:47	0
4	ORI G	5	VARGA Z	6	BALINT R	10	MANYOKI J	13	KOBOLAK C	3:30	-1
7	AMBRUS S	9	VELKEY K	11	KRIVACEVIC T	12	MANSARE A	14	ADAMECZ L	7:44	0
6	BALINT R	8	BAKSA B	10	MANYOKI J	11	KRIVACEVIC T	14	ADAMECZ L	0:21	-2
4	ORI G	5	VARGA Z	9	VELKEY K	11	KRIVACEVIC T	12	MANSARE A	2:07	-2
4	ORI G	5	VARGA Z	10	MANYOKI J	11	KRIVACEVIC T	12	MANSARE A	2:15	-2
5	VARGA Z	6	BALINT R	7	AMBRUS S	10	MANYOKI J	11	KRIVACEVIC T	2:26	-2
4	ORI G	5	VARGA Z	6	BALINT R	10	MANYOKI J	11	KRIVACEVIC T	4:47	-5
6	BALINT R	9	VELKEY K	12	MANSARE A	13	KOBOLAK C	14	ADAMECZ L	2:25	-6

LEGEND

+ Shot Made - Shot Missed

Timing and Results provided by  TISSOT



Game No: 38

Start List

Стартовый список

FIN vs MGL

Referee: CALDWELL Toni le Anne (AUS)

Umpire: KUCERA Stanislav (CZE) / AL BULUSHI Ahmed (OMA)

FIN - Finland

No.	Name	Pos	Height m / ft in	Age	Current Games Statistics						
					PPG	FG%	3FG%	FT%	RPG	APG	MPG (GP)
4	BEDRETDIN Meral	F	1.74/5'9"	20	1.8	21	0	50	1.0	1.8	21:15 (4)
5	JÄRVIKANGAS Noora	C	1.84/6'0"	19	11.8	43	31	83	3.0	0.0	23:44 (4)
6	WAHLGREN Saara	F	1.72/5'8"	20	2.5	36	67	0	0.3	0.5	8:33 (4)
7	MÄKITALO Anni	F	1.75/5'9"	21	5.0	37	0	60	0.8	1.3	16:33 (4)
8	LEINO Emmi	F	1.82/6'0"	19	2.0	25	40	0	0.3	0.3	12:46 (4)
9	VAPAMAA Hanna	F	1.81/5'11"	22	1.3	22	17		1.5	0.3	6:34 (4)
10	GROSS Krista	F	1.83/6'0"	22	6.8	29	20	67	4.3	1.5	25:59 (4)
11	SALOMAA Henna	F	1.77/5'10"	24	9.3	45	38	25	2.3	1.0	26:06 (3)
12	LEHTORANTA Linda-Lotta	F	1.75/5'9"	21	10.3	31	24	64	3.0	3.3	27:37 (4)
13	SAARINEN Laura	C	1.86/6'1"	21	5.7	33	50	50	7.3	1.3	27:48 (3)
14	POUNDS Anissa	F	1.73/5'8"	20	1.0	10	0	100	0.8	0.3	7:09 (4)
15	PELANDER Sofia	C	1.88/6'2"	20	1.0	33			1.0	0.0	9:22 (4)
Team			1.79/5'10"	20.8	54.5	32	27	62	27.0	10.8	
Coach		MIROLYBOV Anton									
Assistant Coach		IMMONEN Jussi									

FIN Played		
PR	CHN	62 - 74
PR	HUN	59 - 64
PR	AUS	46 - 95
Q9	UKR	51 - 80


MGL - Mongolia

No.	Name	Pos	Height m / ft in	Age	Current Games Statistics						
					PPG	FG%	3FG%	FT%	RPG	APG	MPG (GP)
4	ENKHTAIVAN Chimeddolgor	G	1.70/5'7"	20	4.5	21	17		2.3	0.3	16:41 (4)
5	BAATAR Bolor-Erdene	C	1.80/5'11"	20	3.3	29	0	33	3.3	0.3	21:58 (4)
6	GANTULGA Zolzaya	F	1.75/5'9"	23	2.0	33	17	50	0.0	0.0	6:46 (4)
7	ICHINKHORLOO Dolgor	G	1.68/5'6"	22	5.0	18	19	0	2.5	1.3	23:29 (4)
8	DUGARSUREN Jargalan	C	1.83/6'0"	22	3.0	19	11	25	4.8	0.8	28:14 (4)
9	JARGALSAIKHAN Nyamsuren	G	1.70/5'7"	22	0.0				0.0	0.3	1:45 (3)
10	BAYASGALAN Solongo	F	1.78/5'10"	23	9.0	21	23	75	3.5	1.5	30:33 (4)
11	ALIMAA Khulan	F	1.65/5'5"	21	1.0	18	0		1.5	1.0	11:34 (4)
12	BORBAATAR Khos-Erdene	G	1.70/5'7"	21	1.3	7	10	50	2.0	0.5	14:57 (4)
13	ZORIGT Tsolmon	F	1.68/5'6"	23	0.0	0	0	0	1.0	1.3	18:14 (4)
14	ULAANKHUU Enerel	F	1.80/5'11"	20	0.5	17		0	2.8	0.3	10:11 (4)
15	CHULUUNTSETSEG Soyolmaa	G	1.78/5'10"	21	4.0	46	33	75	4.3	0.3	15:59 (4)
Team			1.74/5'9"	21.5	33.5	21	17	47	34.0	7.5	

MGL Played		
PR	RUS	23 - 123
PR	SWE	21 - 95
PR	POL	44 - 117
Q9	BRA	46 - 94

LEGEND

(1)	Point Guard	(2)	Shooting Guard	(3)	Small Forward	(4)	Power Forward	(5)	Centre
(C)	Captain	3FG%	3 Points Field Goals %	APG	Assists per Game	C	Centre	F	Forward
FG%	Field Goals %	FT%	Free Throws %	G	Guard	GP	Games Played	MPG	Minutes Played per Game
Pos	Playing Position	PPG	Points per Game	PR	Preliminary Round	RPG	Rebounds per Game		

Timing and Results provided by  TISSOT



Game No: 38

Results
Результаты

Attendance: 193

Match Duration: 1:31

FIN 84 vs 38 MGL
(32:5, 15:5, 19:20, 18:8)

Referee: CALDWELL Toni le Anne (AUS)

Commissioner:

Umpire: KUCERA Stanislav (CZE) / AL BULUSHI Ahmed (OMA)

Scoring by 5 min intervals:	FIN	Q1		Q2		Q3		Q4	
		M	A	M	A	M	A	M	A
	15	32	41	47	57	66	73	84	
	2	5	7	10	18	30	35	38	

FIN - Finland

No.	Name	MIN	Field Goals		2 Points		3 Points		Free Throws		Rebounds			AS	TO	ST	BS	PF	FD	PTS
			M/A	%	M/A	%	M/A	%	M/A	%	OR	DR	TOT							
*4	BEDRETDIN Meral	16:47	3/7	43	1/4	25	2/3	67	0/0	0	0	1	1	0	1	3	0	0	0	8
5	JÄRVIKANGAS Noora	0:00	0/0	0	0/0	0	0/0	0	0/0	0	0	0	0	0	0	0	0	0	0	0
6	WAHLGREN Saara	12:19	1/5	20	1/3	33	0/2	0	1/2	50	0	0	0	0	0	3	0	2	1	3
7	MÄKITALO Anni	21:51	2/7	29	2/5	40	0/2	0	2/2	100	1	1	2	2	0	1	0	0	2	6
8	LEINO Emmi	11:51	0/1	0	0/1	0	0/0	0	0/0	0	0	1	1	1	3	1	0	1	0	0
9	VAPAMAA Hanna	11:00	1/3	33	0/0	0	1/3	33	0/0	0	0	0	0	1	0	2	1	4	0	3
*10	GROSS Krista	29:49	3/6	50	3/5	60	0/1	0	0/0	0	4	8	12	2	4	4	2	3	0	6
*11	SALOMAA Henna	18:11	6/12	50	4/7	57	2/5	40	3/6	50	0	0	0	1	0	2	0	1	3	17
*12	LEHTORANTA Linda-Lotta	20:01	2/7	29	2/4	50	0/3	0	0/1	0	2	2	4	0	0	2	0	0	1	4
*13	SAARINEN Laura	26:41	4/7	57	4/6	67	0/1	0	5/10	50	5	4	9	1	3	2	0	0	7	13
14	POUNDS Anissa	8:00	1/4	25	0/0	0	1/4	25	4/4	100	0	1	1	1	0	1	0	1	2	7
15	PELANDER Sofia	23:30	5/8	63	5/8	63	0/0	0	7/10	70	2	4	6	1	1	1	0	4	5	17
Team / Coach											4	6	10							
Totals			28/67	42	22/43	51	6/24	25	22/35	63	18	28	46	10	12	22	3	16	21	84
Coach		MIROLYBOV Anton																		
Assistant Coach		IMMONEN Jussi																		

MGL - Mongolia

No.	Name	MIN	Field Goals		2 Points		3 Points		Free Throws		Rebounds			AS	TO	ST	BS	PF	FD	PTS
			M/A	%	M/A	%	M/A	%	M/A	%	OR	DR	TOT							
*4	ENKHTAIVAN Chimeddolgor	8:34	0/3	0	0/1	0	0/2	0	0/0	0	0	0	0	0	3	1	1	2	1	0
*5	BAATAR Bolor-Erdene	31:14	6/12	50	6/12	50	0/0	0	0/0	0	0	5	5	0	4	0	1	3	1	12
6	GANTULGA Zolzaya	3:07	0/1	0	0/1	0	0/0	0	0/0	0	0	0	0	0	1	0	0	0	0	0
7	ICHINKHORLOO Dolgor	26:21	2/7	29	0/1	0	2/6	33	0/0	0	0	3	3	1	3	1	0	1	0	6
*8	DUGARSUREN Jargalan	19:13	0/2	0	0/2	0	0/0	0	2/2	100	0	1	1	0	2	0	1	3	1	2
9	JARGALSAIKHAN Nyamsuren	3:07	0/1	0	0/0	0	0/1	0	0/0	0	0	0	0	0	0	0	0	0	0	0
*10	BAYASGALAN Solongo	36:53	2/12	17	1/7	14	1/5	20	1/2	50	2	3	5	0	8	2	2	3	6	6
11	ALIMAA Khulan	19:34	1/1	100	1/1	100	0/0	0	2/4	50	0	8	8	3	3	1	0	1	4	4
12	BORBAATAR Khos-Erdene	14:53	0/1	0	0/0	0	0/1	0	0/0	0	1	2	3	0	5	0	0	2	1	0
*13	ZORIGT Tsolmon	7:31	0/0	0	0/0	0	0/0	0	0/0	0	0	1	1	0	0	0	0	1	0	0
14	ULAANKHUU Enerel	8:46	0/1	0	0/1	0	0/0	0	0/0	0	1	1	2	0	0	0	0	1	1	0
15	CHULUUNTSETSEG Soyolmaa	20:47	3/8	38	3/8	38	0/0	0	2/2	100	2	0	2	1	1	1	1	4	1	8
Team / Coach											3	2	5		2					
Totals			14/49	29	11/34	32	3/15	20	7/10	70	9	26	35	5	32	6	6	21	16	38

	FIN	MGL
Points from Turnovers	30	2
Points in the Paint	34	10
Second Chance Points	11	4
Fast Break Points	4	0

	FIN	MGL
Biggest Lead	49	0
Biggest Scoring Run	16-0 (84-35)	5-0 (68-35)
Lead Changes	0	
Times Tied	0	

LEGEND			
%	Shooting Percentage	(C)	Captain
BS	Blocked Shots	DR	Defensive Rebounds
OR	Offensive Rebounds	OTx	Overtime
S	Suspended	ST	Steals
(I)	Injured	FD	Fouls Drawn
		PF	Fouls
		TO	Turnovers
*	Starters	M/A	Made / Attempts
		PTS	Points
		TOT	Total Rebounds
AS	Assists	MIN	Minutes Played
		Qx	Quarter Time

Timing and Results provided by TISSOT



Game No: 38

Shot Chart
Схема бросков

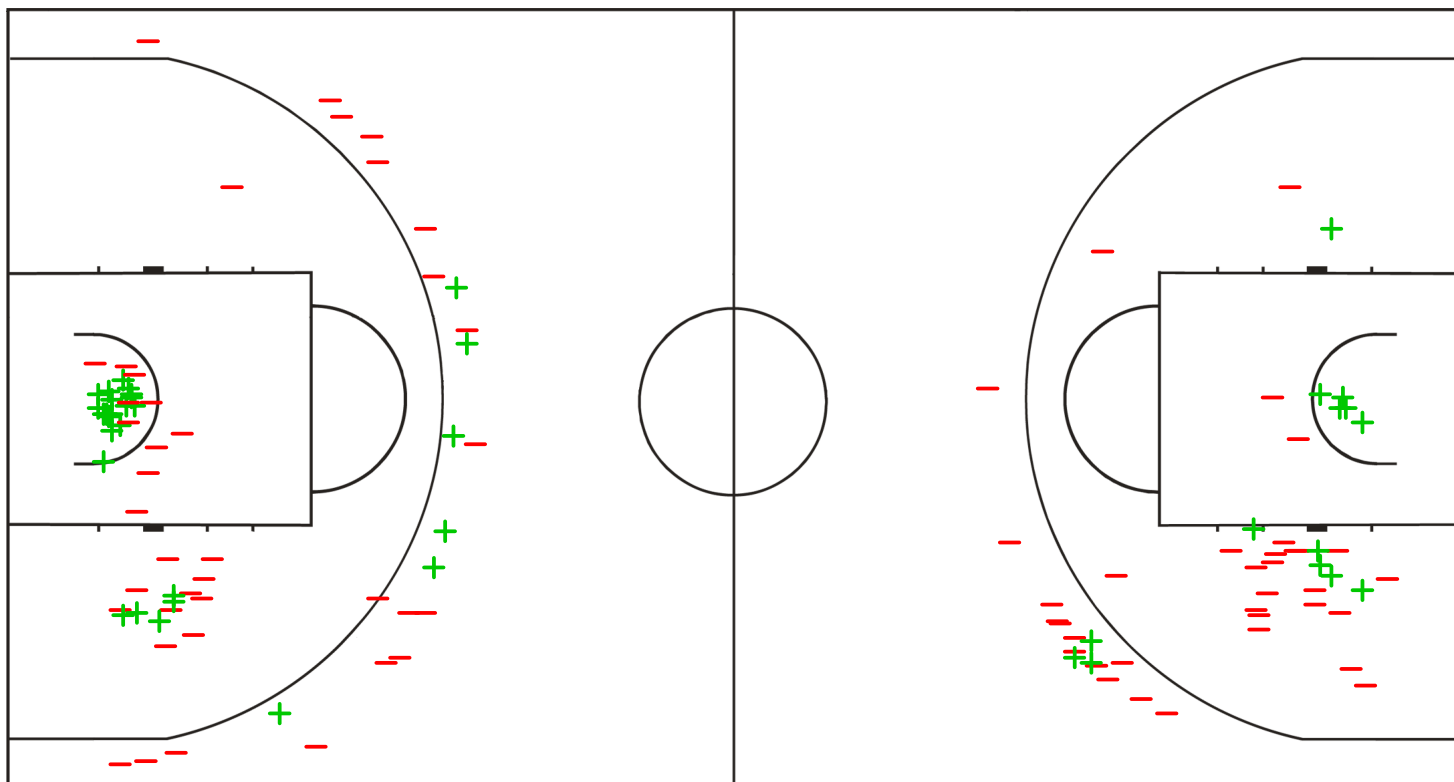
FIN 84 vs 38 MGL
(32 - 5, 15 - 5, 19 - 20, 18 - 8)

Scoring by 5 min intervals:

	Q1		Q2		Q3		Q4	
FIN	15	32	41	47	57	66	73	84
MGL	2	5	7	10	18	30	35	38

FIN - Finland

MGL - Mongolia



LEGEND

+ Shot Made

- Shot Missed

Timing and Results provided by **TISSOT**



Game No: 38

Shot Chart

Схема бросков

FIN 84 vs 38 MGL

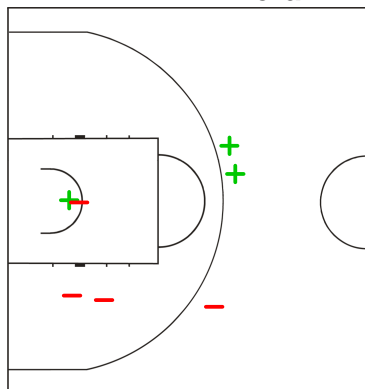
(32 - 5, 15 - 5, 19 - 20, 18 - 8)

Scoring by 5 min intervals:

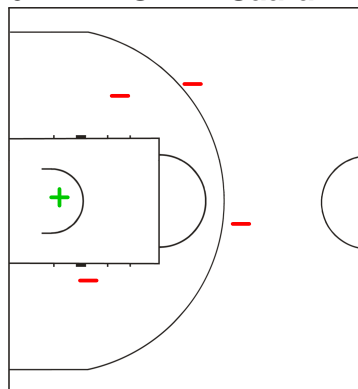
	Q1		Q2		Q3		Q4	
FIN	15	32	41	47	57	66	73	84
MGL	2	5	7	10	18	30	35	38

FIN - Finland

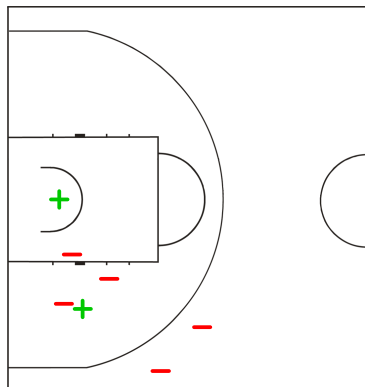
4 BEDRETDIN Meral



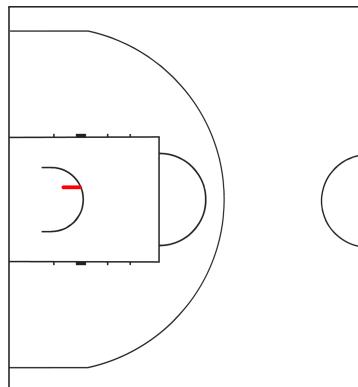
6 WAHLGREN Saara



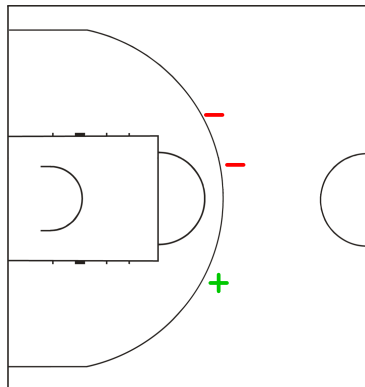
7 MÄKITALO Anni



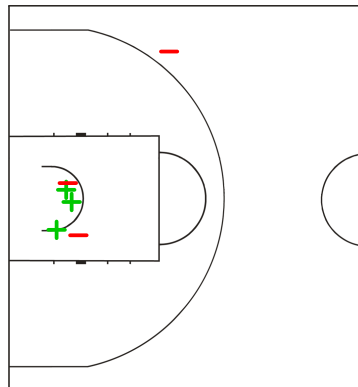
8 LEINO Emmi



9 VAPAMAA Hanna



10 GROSS Krista



LEGEND

+ Shot Made

-

Shot Missed

Timing and Results provided by **TISSOT**



Game No: 38

Shot Chart

Схема бросков

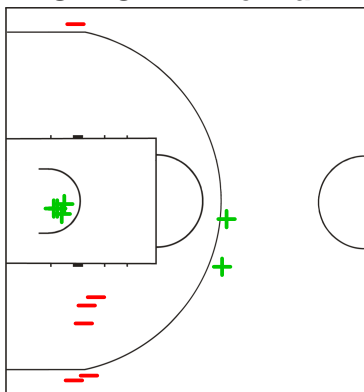
FIN 84 vs 38 MGL

(32 - 5, 15 - 5, 19 - 20, 18 - 8)

Scoring by 5 min intervals:

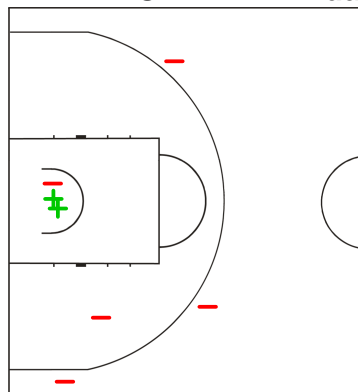
	Q1		Q2		Q3		Q4	
FIN	15	32	41	47	57	66	73	84
MGL	2	5	7	10	18	30	35	38

11 SALOMAA Henna

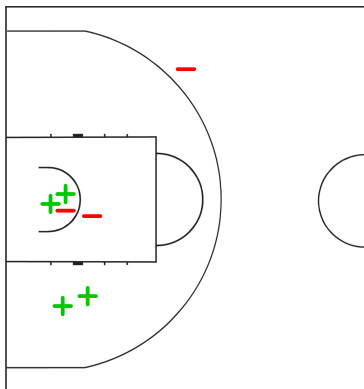


FIN - Finland

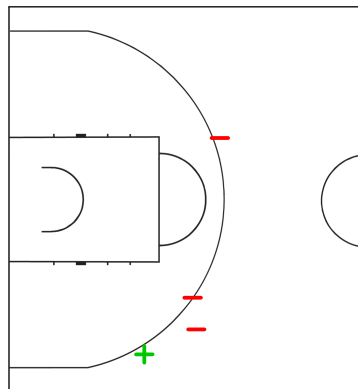
12 LEHTORANTA Linda-Lotta



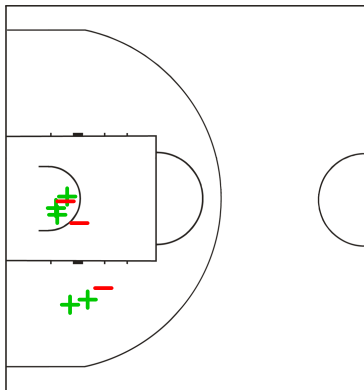
13 SAARINEN Laura



14 POUNDS Anissa



15 PELANDER Sofia



LEGEND

+ Shot Made

- Shot Missed

Timing and Results provided by **TISSOT**



Game No: 38

Shot Chart

Схема бросков

FIN 84 vs 38 MGL

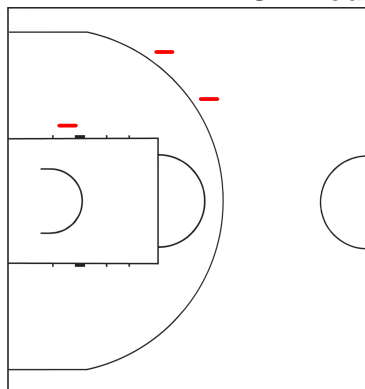
(32 - 5, 15 - 5, 19 - 20, 18 - 8)

Scoring by 5 min intervals:

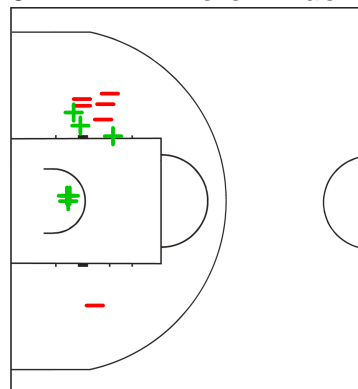
	Q1		Q2		Q3		Q4	
FIN	15	32	41	47	57	66	73	84
MGL	2	5	7	10	18	30	35	38

MGL - Mongolia

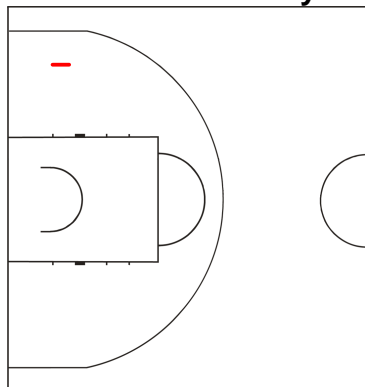
4 ENKHTAIVAN Chimeddolgor



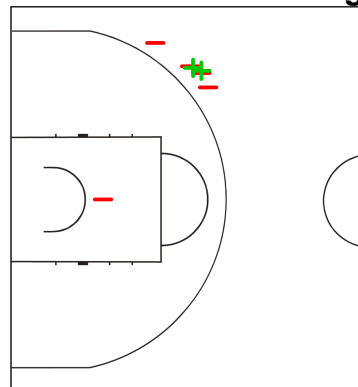
5 BAATAR Bolor-Erdene



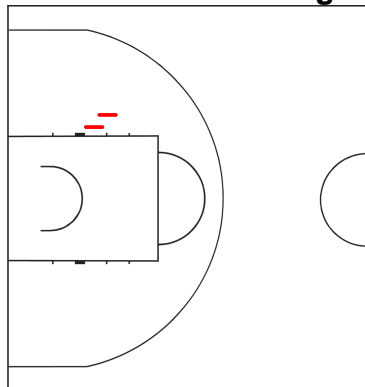
6 GANTULGA Zolzaya



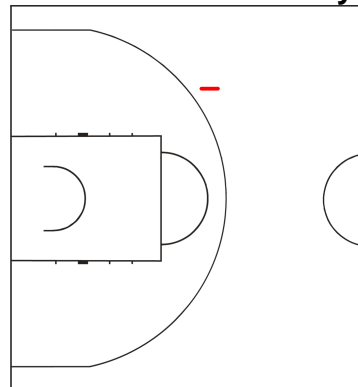
7 ICHINKHORLOO Dolgor



8 DUGARSUREN Jargalan



9 JARGALSAIKHAN Nyamsuren



LEGEND

+ Shot Made

-

Shot Missed

Timing and Results provided by **TISSOT**



Game No: 38

Shot Chart
Схема бросков

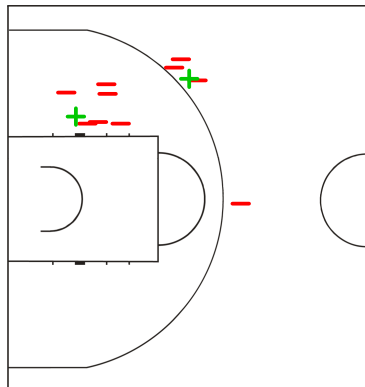
FIN 84 vs 38 MGL
(32 - 5, 15 - 5, 19 - 20, 18 - 8)

Scoring by 5 min intervals:

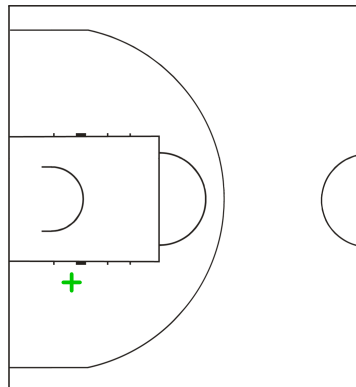
	Q1		Q2		Q3		Q4	
FIN	15	32	41	47	57	66	73	84
MGL	2	5	7	10	18	30	35	38

MGL - Mongolia

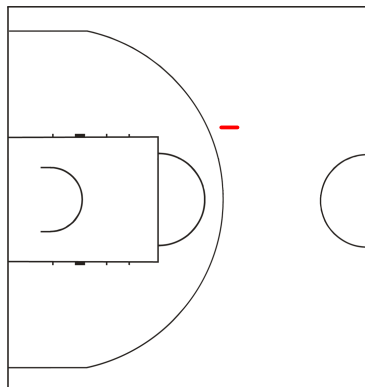
10 BAYASGALAN Solongo



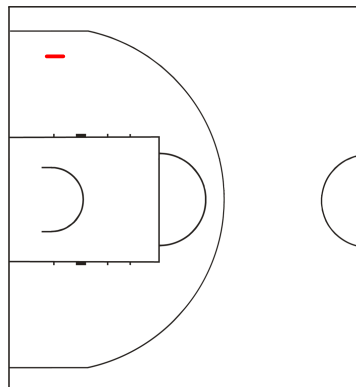
11 ALIMAA Khulan



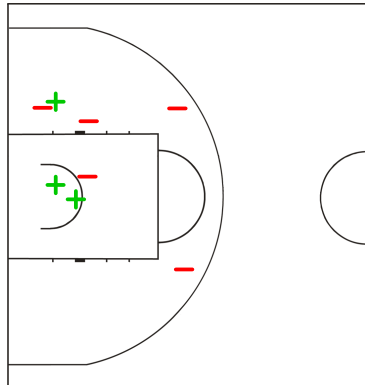
12 BORBAATAR Khos-Erdene



14 ULAANKHUU Enerel



15 CHULUUNTSETSEG Soyolmaa



LEGEND

+ Shot Made

-

Shot Missed

Timing and Results provided by TISSOT



Game No: 38

Lineup Analysis

Анализ

FIN 84 vs 38 MGL

FIN

Lineup efficiency

4	BEDRETDIN M	10	GROSS K	11	SALOMAA H	12	LEHTORANTA L	13	SAARINEN L	10:59
6	WAHLGREN S	7	MÄKITALO A	10	GROSS K	14	POUNDS A	15	PELANDER S	6:32
7	MÄKITALO A	8	LEINO E	9	VAPAMAA H	13	SAARINEN L	15	PELANDER S	3:52
7	MÄKITALO A	9	VAPAMAA H	10	GROSS K	12	LEHTORANTA L	15	PELANDER S	3:07
4	BEDRETDIN M	8	LEINO E	9	VAPAMAA H	10	GROSS K	13	SAARINEN L	2:55
8	LEINO E	10	GROSS K	11	SALOMAA H	12	LEHTORANTA L	13	SAARINEN L	1:30
6	WAHLGREN S	7	MÄKITALO A	13	SAARINEN L	14	POUNDS A	15	PELANDER S	1:28
7	MÄKITALO A	10	GROSS K	11	SALOMAA H	12	LEHTORANTA L	15	PELANDER S	1:22
7	MÄKITALO A	11	SALOMAA H	12	LEHTORANTA L	13	SAARINEN L	15	PELANDER S	1:17
6	WAHLGREN S	7	MÄKITALO A	8	LEINO E	10	GROSS K	15	PELANDER S	1:12
6	WAHLGREN S	7	MÄKITALO A	11	SALOMAA H	13	SAARINEN L	15	PELANDER S	1:11
4	BEDRETDIN M	9	VAPAMAA H	10	GROSS K	12	LEHTORANTA L	13	SAARINEN L	1:01
4	BEDRETDIN M	6	WAHLGREN S	11	SALOMAA H	13	SAARINEN L	15	PELANDER S	0:59
4	BEDRETDIN M	7	MÄKITALO A	8	LEINO E	10	GROSS K	15	PELANDER S	0:53
6	WAHLGREN S	7	MÄKITALO A	8	LEINO E	13	SAARINEN L	15	PELANDER S	0:44
8	LEINO E	11	SALOMAA H	12	LEHTORANTA L	13	SAARINEN L	15	PELANDER S	0:40
6	WAHLGREN S	7	MÄKITALO A	10	GROSS K	11	SALOMAA H	15	PELANDER S	0:13
8	LEINO E	9	VAPAMAA H	10	GROSS K	12	LEHTORANTA L	13	SAARINEN L	0:05

Score development

4	BEDRETDIN M	10	GROSS K	11	SALOMAA H	12	LEHTORANTA L	13	SAARINEN L	10:59	+11
6	WAHLGREN S	7	MÄKITALO A	10	GROSS K	14	POUNDS A	15	PELANDER S	6:32	+10
7	MÄKITALO A	9	VAPAMAA H	10	GROSS K	12	LEHTORANTA L	15	PELANDER S	3:07	+7
7	MÄKITALO A	8	LEINO E	9	VAPAMAA H	13	SAARINEN L	15	PELANDER S	3:52	+6
4	BEDRETDIN M	8	LEINO E	9	VAPAMAA H	10	GROSS K	13	SAARINEN L	2:55	+4
4	BEDRETDIN M	6	WAHLGREN S	11	SALOMAA H	13	SAARINEN L	15	PELANDER S	0:59	+3
6	WAHLGREN S	7	MÄKITALO A	11	SALOMAA H	13	SAARINEN L	15	PELANDER S	1:11	+3
7	MÄKITALO A	11	SALOMAA H	12	LEHTORANTA L	13	SAARINEN L	15	PELANDER S	1:17	+3
8	LEINO E	10	GROSS K	11	SALOMAA H	12	LEHTORANTA L	13	SAARINEN L	1:30	+3
7	MÄKITALO A	10	GROSS K	11	SALOMAA H	12	LEHTORANTA L	15	PELANDER S	1:22	+2
8	LEINO E	9	VAPAMAA H	10	GROSS K	12	LEHTORANTA L	13	SAARINEN L	0:05	0
6	WAHLGREN S	7	MÄKITALO A	10	GROSS K	11	SALOMAA H	15	PELANDER S	0:13	0
8	LEINO E	11	SALOMAA H	12	LEHTORANTA L	13	SAARINEN L	15	PELANDER S	0:40	0
6	WAHLGREN S	7	MÄKITALO A	8	LEINO E	13	SAARINEN L	15	PELANDER S	0:44	0
4	BEDRETDIN M	7	MÄKITALO A	8	LEINO E	10	GROSS K	15	PELANDER S	0:53	-1
6	WAHLGREN S	7	MÄKITALO A	13	SAARINEN L	14	POUNDS A	15	PELANDER S	1:28	0
6	WAHLGREN S	7	MÄKITALO A	8	LEINO E	10	GROSS K	15	PELANDER S	1:12	-2
4	BEDRETDIN M	9	VAPAMAA H	10	GROSS K	12	LEHTORANTA L	13	SAARINEN L	1:01	-3



Game No: 33

Start List

Стартовый список

SWE vs CAN

Referee: MIKHAYLOV Sergey (RUS)

Umpire: MILLS Tim (AUS) / ZAPOLSKI Dariusz (POL)

SWE - Sweden

No.	Name	Pos	Height m / ft in	Age	Current Games Statistics						
					PPG	FG%	3FG%	FT%	RPG	APG	MPG (GP)
4	HANSON Pernilla	F	1.81/5'11"	22	1.3	5	0	75	5.3	1.5	16:42 (4)
5	LOYD Kalis	F	1.84/6'0"	24	9.3	34	36	58	5.5	1.0	24:20 (4)
6	LOOB Josefine	F	1.84/6'0"	22	4.0	42		100	2.0	1.3	11:28 (3)
7	DRAMMEH Binta	G	1.80/5'11"	21	17.8	45	28	87	7.0	0.3	26:16 (4)
8	NYBOM Kristina	G	1.72/5'8"	23	2.3	29	33	50	1.7	0.7	12:06 (3)
9	GULTEKIN Maryam	G	1.68/5'6"	22	9.8	56	36	88	1.8	3.0	21:02 (4)
10	HAMILTON CARTER Danielle	C	1.91/6'3"	23	9.5	42		56	5.5	0.3	21:46 (4)
11	STALVANT Martina	G	1.76/5'9"	24	7.0	41	18	89	0.5	2.0	25:06 (4)
12	MILENKOVIC Katarina	F	1.82/6'0"	22	7.0	47	0	83	3.0	0.3	13:06 (3)
13	KABENGANO Salome	G	1.78/5'10"	21	6.5	48	0	33	3.8	1.5	17:51 (4)
14	AHLIN Tilde	F	1.87/6'2"	22	3.5	30	0		2.5	1.3	15:07 (4)
15	ANGEL Louise	C	1.88/6'2"	22	3.0	40		100	3.0	1.5	8:32 (2)
Team			1.81/5'11"	22.3	76.0	40	25	72	42.8	13.3	
Coach		LEMAN David									
Assistant Coach		BOULDWIN Hanna									

SWE Played

PR	POL	69 - 48
PR	MGL	95 - 21
PR	RUS	68 - 74
QF	USA	72 - 103

CAN - Canada


No.	Name	Pos	Height m / ft in	Age	Current Games Statistics						
					PPG	FG%	3FG%	FT%	RPG	APG	MPG (GP)
5	ROS Dianna	G	1.70/5'7"	21	1.3	67	100		0.8	0.3	8:32 (4)
6	LANGLOIS Miah-Marie	G	1.73/5'8"	21	10.5	29	27	88	5.0	3.3	32:34 (4)
7	WILLIAMS Korissa	G	1.75/5'9"	21	8.8	38		64	4.3	2.8	26:44 (4)
8	YOUNG Kristjana	G	1.83/6'0"	21	7.0	35	13	71	1.5	1.0	21:22 (4)
9	COWARD Rachelle	G	1.83/6'0"	23	10.0	47	55	100	2.0	0.3	21:25 (4)
10	CHAMBERS Erin	G	1.85/6'1"	20	4.5	47	25	100	1.0	1.0	16:46 (4)
11	SPOTTON Kara	F	1.88/6'2"	20	1.7	50	0	100	2.7	0.0	7:41 (3)
12	LEDINGHAM Lindsay	F	1.83/6'0"	23	9.3	56	57	75	4.0	0.0	24:26 (4)
13	CAMPBELL Taijah	F	1.91/6'3"	19	4.5	35		67	5.8	1.3	14:58 (4)
14	KREIGER Tessa	C	1.93/6'4"	20	1.0	13		100	1.5	0.0	5:11 (4)
15	EMMERSON Dalyce	C	1.91/6'3"	19	6.5	50		100	4.0	1.5	17:43 (4)
Team			1.83/6'0"	20.7	64.5	40	36	82	35.0	11.3	
Coach		MCKENZIE Fabian									
Assistant Coach		VALLEE Chantal					DOMENIGONI Michele				

CAN Played

PR	JPN	76 - 48
PR	UKR	57 - 59
PR	TPE	67 - 72
QF	AUS	58 - 72

LEGEND

(1) Point Guard	(2) Shooting Guard	(3) Small Forward	(4) Power Forward	(5) Centre
(C) Captain	3FG% 3 Points Field Goals %	APG Assists per Game	C Centre	F Forward
FG% Field Goals %	FT% Free Throws %	G Guard	GP Games Played	MPG Minutes Played per Game
Pos Playing Position	PPG Points per Game	PR Preliminary Round	QF Quarterfinal	RPG Rebounds per Game

Timing and Results provided by  TISSOT



Game No: 33

Results

Результаты

Match Duration: 2:01

SWE 75 vs 72 CAN

(15:20, 10:17, 22:6, 19:23, 9:6)

Referee: MIKHAYLOV Sergey (RUS)

Commissioner:

Umpire: MILLS Tim (AUS) / ZAPOLSKI Dariusz (POL)

Scoring by 5 min intervals:	SWE	Q1		Q2		Q3		Q4		OT1
		M	A	M	A	M	A	M	A	PTS
		11	15	19	25	38	47	58	66	75
	CAN	10	20	34	37	39	43	51	66	72

SWE - Sweden

No.	Name	MIN	Field Goals		2 Points		3 Points		Free Throws		Rebounds			AS	TO	ST	BS	PF	FD	PTS	
			M/A	%	M/A	%	M/A	%	M/A	%	OR	DR	TOT								
4	HANSON Pernilla	16:40	0/1	0	0/1	0	0/0	0	1/2	50	4	2	6	0	1	0	0	2	2	1	
*5	LOYD Kalis	35:04	4/12	33	1/6	17	3/6	50	2/4	50	1	8	9	2	0	1	0	3	2	13	
6	LOOB Josefine	5:36	0/0	0	0/0	0	0/0	0	0/0	0	0	0	0	0	0	0	0	0	0	0	
*7	DRAMMEH Binta	30:42	2/9	22	2/5	40	0/4	0	3/4	75	4	4	8	0	2	1	0	5	2	7	
8	NYBOM Kristina	0:00	0/0	0	0/0	0	0/0	0	0/0	0	0	0	0	0	0	0	0	0	0	0	
9	GULTEKIN Maryam	19:50	3/9	33	3/4	75	0/5	0	0/0	0	0	3	3	1	4	0	0	1	0	6	
*10	HAMILTON CARTER Danielle	39:36	7/14	50	7/14	50	0/0	0	8/11	73	5	3	8	3	2	1	0	4	12	22	
*11	STALVANT Martina	29:24	2/7	29	1/2	50	1/5	20	8/10	80	0	0	0	1	4	0	0	2	5	13	
12	MILENKOVIC Katarina	6:12	1/3	33	1/2	50	0/1	0	0/0	0	0	0	0	0	0	0	0	0	0	2	
13	KABENGANO Salome	31:27	3/8	38	1/4	25	2/4	50	1/2	50	1	3	4	2	2	2	0	1	2	9	
*14	AHLIN Tilde	10:29	1/4	25	1/3	33	0/1	0	0/0	0	0	0	0	1	0	0	0	0	0	2	
15	ANGEL Louise	0:00	0/0	0	0/0	0	0/0	0	0/0	0	0	0	0	0	0	0	0	0	0	0	
Team / Coach												5		6		11					
Totals			23/67	34	17/41	41	6/26	23	23/33	70	20	29	49	10	15	5	0	18	25	75	

Coach	LEMAN David
Assistant Coach	BOULDWIN Hanna

CAN - Canada

No.	Name	MIN	Field Goals		2 Points		3 Points		Free Throws		Rebounds			AS	TO	ST	BS	PF	FD	PTS	
			M/A	%	M/A	%	M/A	%	M/A	%	OR	DR	TOT								
5	ROS Dianna	0:00	0/0	0	0/0	0	0/0	0	0/0	0	0	0	0	0	0	0	0	0	0	0	
*6	LANGLOIS Miah-Marie	42:05	8/12	67	6/9	67	2/3	67	8/8	100	1	4	5	5	3	3	0	4	6	26	
*7	WILLIAMS Korissa	38:41	2/9	22	2/9	22	0/0	0	3/4	75	1	4	5	4	3	2	0	4	2	7	
*8	YOUNG Kristjana	26:28	5/7	71	4/6	67	1/1	100	0/0	0	0	2	2	1	1	0	1	0	1	11	
9	COWARD Rachelle	31:32	4/10	40	1/3	33	3/7	43	1/2	50	0	2	2	1	2	0	0	2	2	12	
10	CHAMBERS Erin	4:13	0/1	0	0/1	0	0/0	0	2/2	100	0	1	1	0	0	0	0	0	1	2	
11	SPOTTON Kara	0:00	0/0	0	0/0	0	0/0	0	0/0	0	0	0	0	0	0	0	0	0	0	0	
*12	LEDINGHAM Lindsay	37:01	2/10	20	2/6	33	0/4	0	0/0	0	0	5	5	3	4	0	1	4	1	4	
*13	CAMPBELL Tajjah	14:39	0/3	0	0/3	0	0/0	0	0/0	0	0	2	2	1	1	0	1	4	0	0	
14	KREIGER Tessa	6:42	0/1	0	0/1	0	0/0	0	0/0	0	1	1	2	0	1	0	0	4	2	0	
15	EMMERSON Dalyce	23:39	3/5	60	3/5	60	0/0	0	4/6	67	1	4	5	1	1	1	0	3	3	10	
Team / Coach												2		5		7					
Totals			24/58	41	18/43	42	6/15	40	18/22	82	6	30	36	16	18	6	3	25	18	72	

Coach	MCKENZIE Fabian
Assistant Coach	VALLEE Chantal
	DOMENIGONI Michele

	SWE	CAN
Points from Turnovers	11	14
Points in the Paint	22	16
Second Chance Points	11	9
Fast Break Points	0	0

	SWE	CAN
Biggest Lead	9	18
Biggest Scoring Run	11-0 (30-37)	12-0 (15-27)
Lead Changes	4	
Times Tied	4	

LEGEND			
%	Shooting Percentage	(C)	Captain
BS	Blocked Shots	DR	Defensive Rebounds
OR	Offensive Rebounds	OTx	Overtime
S	Suspended	ST	Steals
(I)	Injured	FD	Fouls Drawn
		PF	Fouls
		TO	Turnovers
*	Starters	M / A	Made / Attempts
		PTS	Points
		TOT	Total Rebounds
AS	Assists	MIN	Minutes Played
		Qx	Quarter Time

Timing and Results provided by TISSOT



Game No: 33

Shot Chart
Схема бросков

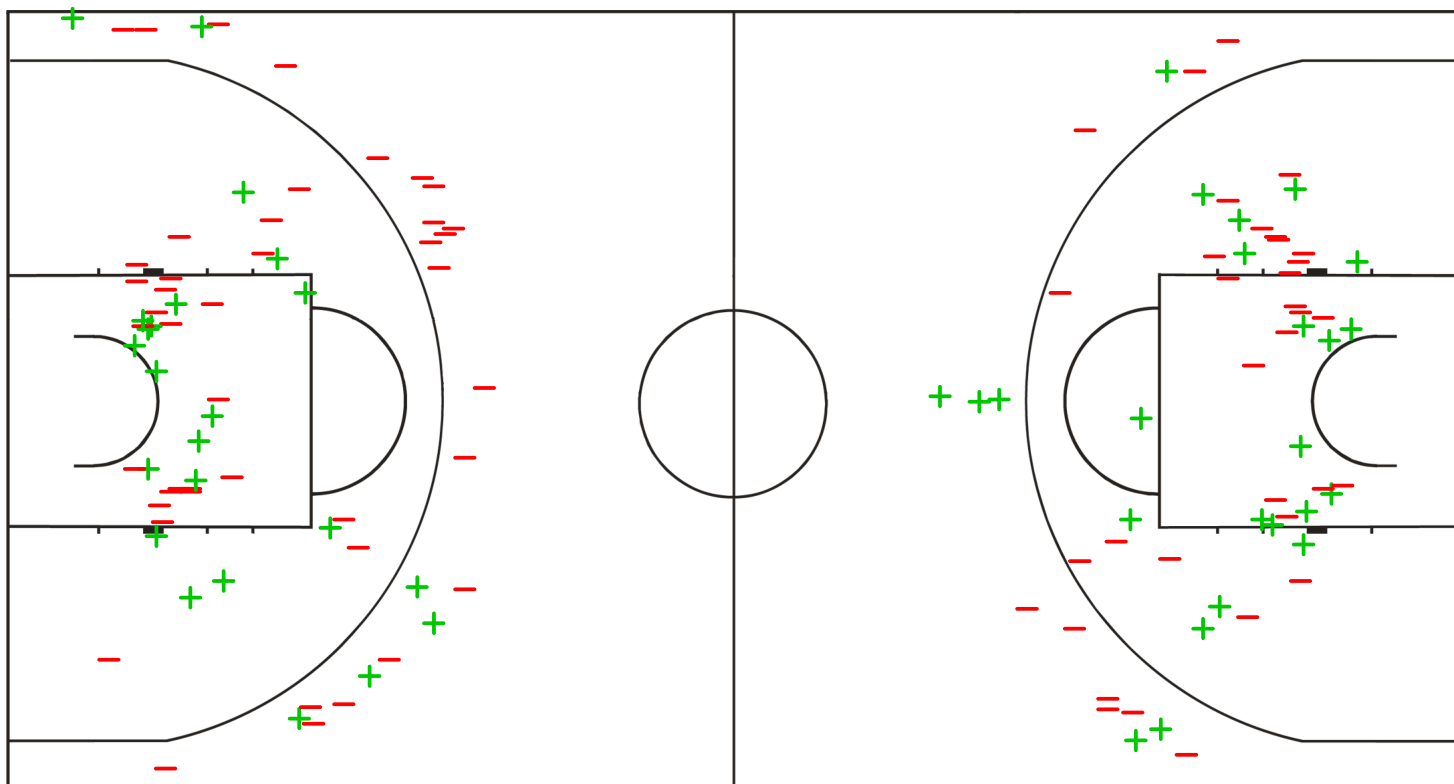
SWE 75 vs 72 CAN
(15 - 20, 10 - 17, 22 - 6, 19 - 23, 9 - 6)

Scoring by 5 min intervals:

	Q1		Q2		Q3		Q4		OT1
SWE	11	15	19	25	38	47	58	66	75
CAN	10	20	34	37	39	43	51	66	72

SWE - Sweden

CAN - Canada



LEGEND

+ Shot Made

- Shot Missed

Timing and Results provided by **TISSOT**



Game No: 33

Shot Chart

Схема бросков

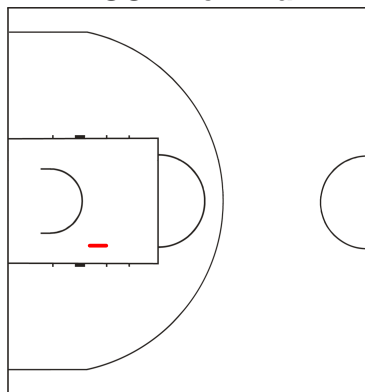
SWE 75 vs 72 CAN
(15 - 20, 10 - 17, 22 - 6, 19 - 23, 9 - 6)

Scoring by 5 min intervals:

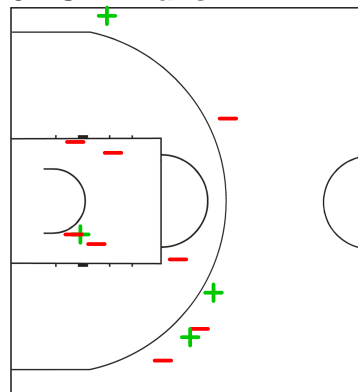
	Q1		Q2		Q3		Q4		OT1
SWE	11	15	19	25	38	47	58	66	75
CAN	10	20	34	37	39	43	51	66	72

SWE - Sweden

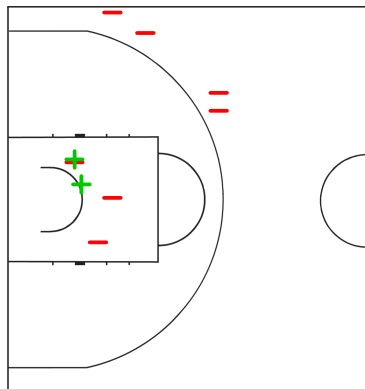
4 HANSON Pernilla



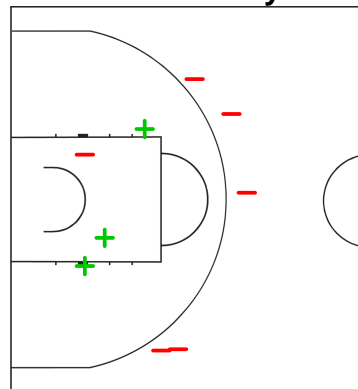
5 LOYD Kalis



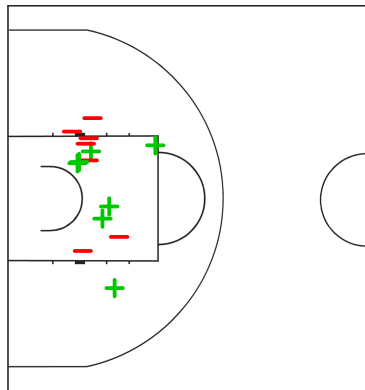
7 DRAMMEH Binta



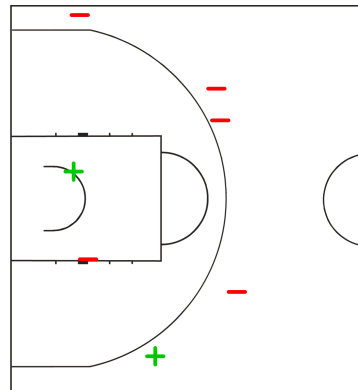
9 GULTEKIN Maryam



10 HAMILTON CARTER Danielle



11 STALVANT Martina



LEGEND

+ Shot Made

-

Shot Missed

Timing and Results provided by **TISSOT**



Game No: 33

Shot Chart

Схема бросков

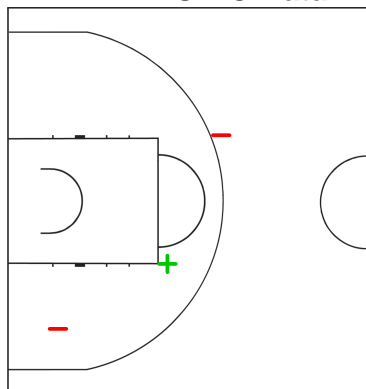
SWE 75 vs 72 CAN
(15 - 20, 10 - 17, 22 - 6, 19 - 23, 9 - 6)

Scoring by 5 min intervals:

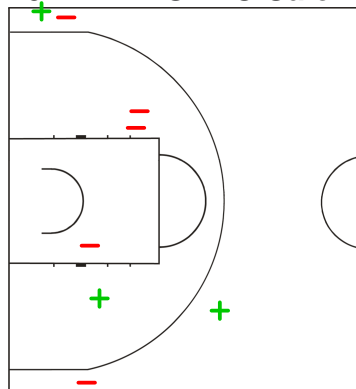
	Q1		Q2		Q3		Q4		OT1
SWE	11	15	19	25	38	47	58	66	75
CAN	10	20	34	37	39	43	51	66	72

SWE - Sweden

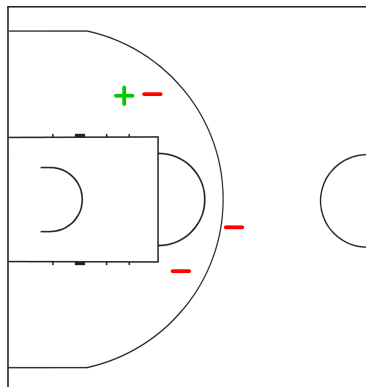
12 MILENKOVIC Katarina



13 KABENGANO Salome



14 AHLIN Tilde



LEGEND

+ Shot Made

- Shot Missed

Timing and Results provided by **TISSOT**



Game No: 33

Shot Chart

Схема бросков

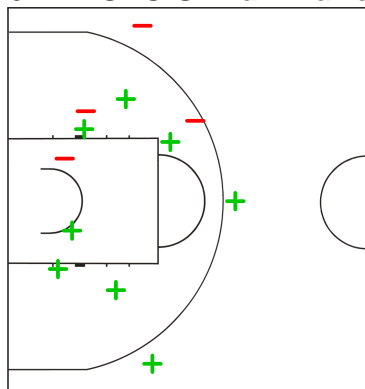
SWE 75 vs 72 CAN
(15 - 20, 10 - 17, 22 - 6, 19 - 23, 9 - 6)

Scoring by 5 min intervals:

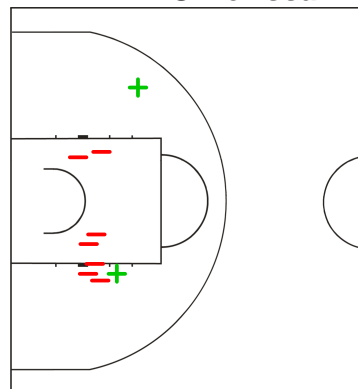
	Q1		Q2		Q3		Q4		OT1
SWE	11	15	19	25	38	47	58	66	75
CAN	10	20	34	37	39	43	51	66	72

CAN - Canada

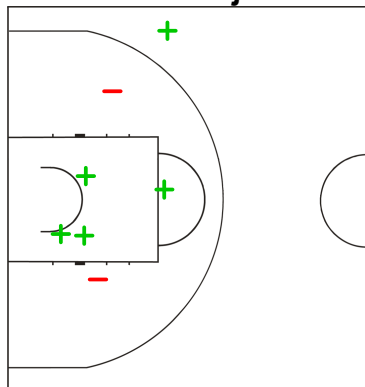
6 LANGLOIS Miah-Marie



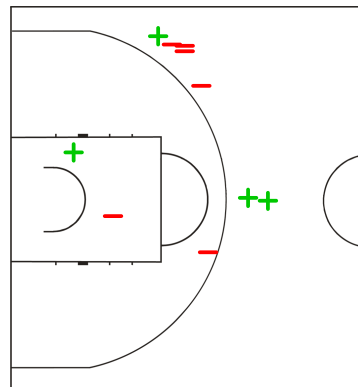
7 WILLIAMS Korissa



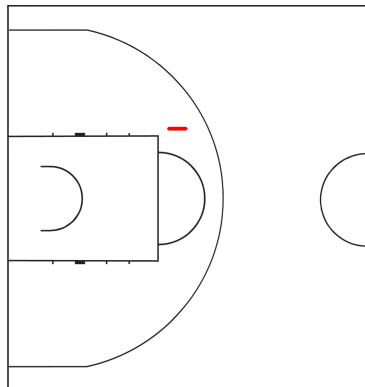
8 YOUNG Kristjana



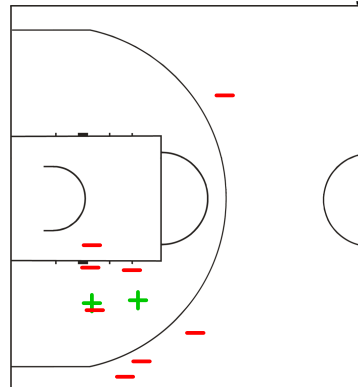
9 COWARD Rachele



10 CHAMBERS Erin



12 LEDINGHAM Lindsay



LEGEND

+ Shot Made

-

Shot Missed

Timing and Results provided by **TISSOT**



Game No: 33

Shot Chart

Схема бросков

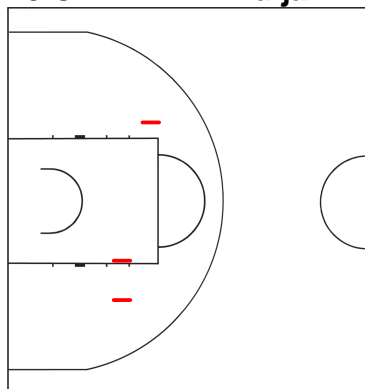
SWE 75 vs 72 CAN
(15 - 20, 10 - 17, 22 - 6, 19 - 23, 9 - 6)

Scoring by 5 min intervals:

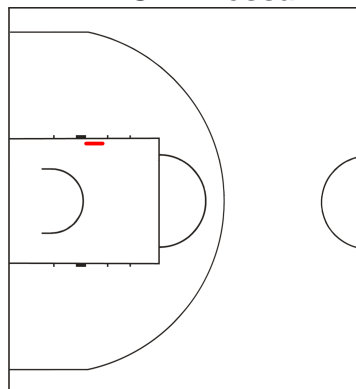
	Q1		Q2		Q3		Q4		OT1
SWE	11	15	19	25	38	47	58	66	75
CAN	10	20	34	37	39	43	51	66	72

CAN - Canada

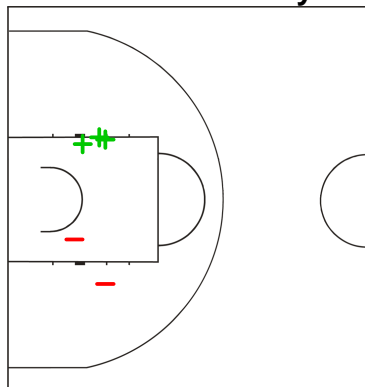
13 CAMPBELL Taijah



14 KREIGER Tessa



15 EMMERSON Dalyce



LEGEND

+ Shot Made

- Shot Missed

Timing and Results provided by **TISSOT**



Game No: 33

Lineup Analysis

Анализ

SWE 75 vs 72 CAN

SWE

Lineup efficiency

5	LOYD K	7	DRAMMEH B	10	HAMILTON CARTER D	11	STALVANT M	13	KABENGANO S	6:38
5	LOYD K	7	DRAMMEH B	10	HAMILTON CARTER D	11	STALVANT M	14	AHLIN T	4:40
4	HANSON P	5	LOYD K	10	HAMILTON CARTER D	11	STALVANT M	13	KABENGANO S	4:34
5	LOYD K	6	LOOB J	9	GULTEKIN M	10	HAMILTON CARTER D	13	KABENGANO S	4:15
5	LOYD K	7	DRAMMEH B	9	GULTEKIN M	10	HAMILTON CARTER D	12	MILENKOVIC K	3:08
4	HANSON P	7	DRAMMEH B	10	HAMILTON CARTER D	11	STALVANT M	13	KABENGANO S	2:50
4	HANSON P	7	DRAMMEH B	9	GULTEKIN M	10	HAMILTON CARTER D	13	KABENGANO S	2:22
5	LOYD K	7	DRAMMEH B	11	STALVANT M	13	KABENGANO S	14	AHLIN T	2:18
5	LOYD K	9	GULTEKIN M	10	HAMILTON CARTER D	11	STALVANT M	12	MILENKOVIC K	1:59
4	HANSON P	7	DRAMMEH B	11	STALVANT M	13	KABENGANO S	14	AHLIN T	1:45
4	HANSON P	5	LOYD K	7	DRAMMEH B	9	GULTEKIN M	10	HAMILTON CARTER D	1:45
5	LOYD K	7	DRAMMEH B	9	GULTEKIN M	10	HAMILTON CARTER D	13	KABENGANO S	1:38
7	DRAMMEH B	10	HAMILTON CARTER D	11	STALVANT M	13	KABENGANO S	14	AHLIN T	1:37
4	HANSON P	5	LOYD K	6	LOOB J	9	GULTEKIN M	13	KABENGANO S	1:21
4	HANSON P	7	DRAMMEH B	9	GULTEKIN M	10	HAMILTON CARTER D	11	STALVANT M	1:13
5	LOYD K	9	GULTEKIN M	10	HAMILTON CARTER D	11	STALVANT M	13	KABENGANO S	1:02
4	HANSON P	5	LOYD K	9	GULTEKIN M	10	HAMILTON CARTER D	13	KABENGANO S	0:50
5	LOYD K	7	DRAMMEH B	10	HAMILTON CARTER D	11	STALVANT M	12	MILENKOVIC K	0:39
5	LOYD K	9	GULTEKIN M	10	HAMILTON CARTER D	12	MILENKOVIC K	13	KABENGANO S	0:17
7	DRAMMEH B	10	HAMILTON CARTER D	11	STALVANT M	12	MILENKOVIC K	14	AHLIN T	0:09

Score development

5	LOYD K	6	LOOB J	9	GULTEKIN M	10	HAMILTON CARTER D	13	KABENGANO S	4:15	+10
5	LOYD K	7	DRAMMEH B	11	STALVANT M	13	KABENGANO S	14	AHLIN T	2:18	+5
4	HANSON P	5	LOYD K	7	DRAMMEH B	9	GULTEKIN M	10	HAMILTON CARTER D	1:45	+4
4	HANSON P	5	LOYD K	6	LOOB J	9	GULTEKIN M	13	KABENGANO S	1:21	+2
4	HANSON P	7	DRAMMEH B	10	HAMILTON CARTER D	11	STALVANT M	13	KABENGANO S	2:50	+2
4	HANSON P	7	DRAMMEH B	9	GULTEKIN M	10	HAMILTON CARTER D	13	KABENGANO S	2:22	+1
5	LOYD K	7	DRAMMEH B	10	HAMILTON CARTER D	11	STALVANT M	14	AHLIN T	4:40	+1
5	LOYD K	7	DRAMMEH B	10	HAMILTON CARTER D	11	STALVANT M	13	KABENGANO S	6:38	+1
7	DRAMMEH B	10	HAMILTON CARTER D	11	STALVANT M	12	MILENKOVIC K	14	AHLIN T	0:09	0
5	LOYD K	9	GULTEKIN M	10	HAMILTON CARTER D	12	MILENKOVIC K	13	KABENGANO S	0:17	0
5	LOYD K	7	DRAMMEH B	10	HAMILTON CARTER D	11	STALVANT M	12	MILENKOVIC K	0:39	0
4	HANSON P	5	LOYD K	9	GULTEKIN M	10	HAMILTON CARTER D	13	KABENGANO S	0:50	0
5	LOYD K	9	GULTEKIN M	10	HAMILTON CARTER D	11	STALVANT M	13	KABENGANO S	1:02	-1
5	LOYD K	7	DRAMMEH B	9	GULTEKIN M	10	HAMILTON CARTER D	13	KABENGANO S	1:38	0
5	LOYD K	9	GULTEKIN M	10	HAMILTON CARTER D	11	STALVANT M	12	MILENKOVIC K	1:59	-2
5	LOYD K	7	DRAMMEH B	9	GULTEKIN M	10	HAMILTON CARTER D	12	MILENKOVIC K	3:08	-2
4	HANSON P	7	DRAMMEH B	9	GULTEKIN M	10	HAMILTON CARTER D	11	STALVANT M	1:13	-4
4	HANSON P	5	LOYD K	10	HAMILTON CARTER D	11	STALVANT M	13	KABENGANO S	4:34	-4
7	DRAMMEH B	10	HAMILTON CARTER D	11	STALVANT M	13	KABENGANO S	14	AHLIN T	1:37	-5
4	HANSON P	7	DRAMMEH B	11	STALVANT M	13	KABENGANO S	14	AHLIN T	1:45	-5



Game No: 39

Start List

Стартовый список

CHN vs POL

Referee: CROSS Gina (USA)
Umpire: OVINOV Semen (RUS) / SUSLOV Timo (EST)

CHN - China

No.	Name	Pos	Height m / ft in	Age	Current Games Statistics						
					PPG	FG%	3FG%	FT%	RPG	APG	MPG (GP)
4	REN Bingjie	C	1.93/6'4"	23	3.3	45			2.7	0.0	12:11 (3)
5	WANG Miqi	C	1.83/6'0"	23	9.3	45	67	50	2.8	1.3	20:27 (4)
6	LYU Ningning	G	1.76/5'9"	21	0.0				1.0	1.0	10:21 (2)
7	GUO Xiaochen	C	1.85/6'1"	20	8.7	50		50	3.0	3.3	26:23 (3)
8	ZHAO Peiyi	C	1.90/6'3"	23	4.0	47			3.3	0.5	18:40 (4)
9	SHAO Ting	F	1.85/6'1"	23	17.0	55	0	67	7.8	4.3	30:52 (4)
10	WU Di	F	1.83/6'0"	19	8.5	48	75	78	1.5	0.8	18:35 (4)
11	ZHAO Xuetong	F	1.85/6'1"	19	0.0				0.0	0.0	0:00 (0)
12	WU Siyang	F	1.82/6'0"	22	7.3	29	17	29	3.0	0.8	31:05 (4)
13	WANG Jinxian	F	1.82/6'0"	23	0.8	7	8		1.8	0.3	7:06 (4)
14	FENG Danlei	G	1.70/5'7"	19	1.8	38	0	50	0.0	0.5	10:40 (4)
15	GONG Fangzhu	G	1.67/5'6"	22	9.0	50	30	83	4.0	1.5	28:26 (4)
Team			1.82/6'0"	21.4	66.5	43	22	61	32.8	12.8	
Coach		LI Sunnan									
Assistant Coach		SONG Lulu									

CHN Played		
PR	FIN	74 - 62
PR	AUS	45 - 94
PR	HUN	67 - 80
Q9	JPN	80 - 74

POL - Poland

No.	Name	Pos	Height m / ft in	Age	Current Games Statistics						
					PPG	FG%	3FG%	FT%	RPG	APG	MPG (GP)
4	KRZYZANIAK Milena	G	1.64/5'5"	23	4.8	30	50	63	4.0	4.0	23:25 (4)
5	MARKIEWICZ Joanna	F	1.84/6'0"	22	5.3	37	14	75	2.8	2.0	17:30 (4)
6	COSENGUE CASIMIRO Ramona	G	1.70/5'7"	20	4.3	24	0	60	2.0	1.7	17:06 (3)
7	TREBICKA Claudia	G	1.76/5'9"	23	3.3	24	0	83	2.3	1.3	11:51 (4)
8	SNIEZEK Agnieszka	G	1.76/5'9"	21	8.8	78		70	3.0	2.3	20:48 (4)
9	MANKOWSKA Marta	G	1.80/5'11"	22	4.5	37	40	33	1.5	0.3	14:53 (4)
10	SCHMIDT Roksana	F	1.80/5'11"	20	8.5	38	33	78	1.5	0.8	16:11 (4)
11	SKOWRONEK Barbara	C	1.87/6'2"	22	5.5	40		86	3.0	0.5	14:45 (4)
12	BIENIEK Monika	F	1.81/5'11"	20	0.3	0	0	50	2.0	2.0	10:58 (4)
13	SOSNOWSKA Klaudia	F	1.86/6'1"	23	8.3	41	36	71	4.8	2.5	21:04 (4)
14	SZCZEPANIK Agata	C	1.93/6'4"	21	8.5	54	0	57	5.0	0.8	17:06 (4)
15	STELMACH Martyna	C	1.89/6'2"	21	10.3	50	33	67	4.3	1.8	18:34 (4)
Team			1.81/5'11"	21.5	71.0	41	28	69	43.8	19.3	
Coach		ZIEMINSKI Adam									
Assistant Coach		RACZYNSKI Dariusz				BARANSKI Ryszard					

POL Played		
PR	SWE	48 - 69
PR	RUS	37 - 74
PR	MGL	117 - 44
Q9	MLI	82 - 52

LEGEND

(1)	Point Guard	(2)	Shooting Guard	(3)	Small Forward	(4)	Power Forward	(5)	Centre
(C)	Captain	3FG%	3 Points Field Goals %	APG	Assists per Game	C	Centre	F	Forward
FG%	Field Goals %	FT%	Free Throws %	G	Guard	GP	Games Played	MPG	Minutes Played per Game
Pos	Playing Position	PPG	Points per Game	PR	Preliminary Round	RPG	Rebounds per Game		

Timing and Results provided by TISSOT



Game No: 39

Results
Результаты

Attendance: 406

Match Duration: 1:50

CHN 57 vs 49 POL

(23:8, 9:12, 10:12, 15:17)

Referee: CROSS Gina (USA)

Commissioner:

Umpire: OVINOV Semen (RUS) / SUSLOV Timo (EST)

Scoring by 5 min intervals:	CHN	Q1		Q2		Q3		Q4	
		M	A	M	A	M	A	M	A
		14	23	25	32	32	42	52	57
	POL	6	8	12	20	26	32	36	49

CHN - China

No.	Name	MIN	Field Goals		2 Points		3 Points		Free Throws		Rebounds			AS	TO	ST	BS	PF	FD	PTS
			M/A	%	M/A	%	M/A	%	M/A	%	OR	DR	TOT							
4	REN Bingjie	15:14	4/7	57	4/7	57	0/0	0	0/0	0	0	0	0	0	0	0	2	1	8	
*5	WANG Miqi	27:06	4/13	31	4/12	33	0/1	0	0/2	0	1	7	8	2	4	2	0	5	4	8
6	LYU Ningning	2:15	0/0	0	0/0	0	0/0	0	0/0	0	0	0	0	0	0	0	0	0	0	0
*7	GUO Xiaochen	13:11	2/4	50	2/4	50	0/0	0	1/2	50	2	3	5	1	1	1	0	4	1	5
8	ZHAO Peiyi	2:17	0/1	0	0/1	0	0/0	0	0/0	0	0	1	1	0	0	0	0	0	0	0
*9	SHAO Ting	32:42	5/10	50	4/8	50	1/2	50	3/4	75	3	4	7	5	6	2	0	5	4	14
10	WU Di	24:48	1/8	13	1/3	33	0/5	0	0/2	0	2	2	4	2	1	0	0	1	1	2
11	ZHAO Xuetong	0:00	0/0	0	0/0	0	0/0	0	0/0	0	0	0	0	0	0	0	0	0	0	0
*12	WU Siyang	34:32	3/15	20	1/5	20	2/10	20	2/2	100	1	5	6	1	2	1	1	2	4	10
13	WANG Jinxian	6:00	0/2	0	0/0	0	0/2	0	0/0	0	0	1	1	0	0	0	1	1	0	0
14	FENG Danlei	3:26	0/0	0	0/0	0	0/0	0	0/0	0	0	0	0	0	1	0	0	1	0	0
*15	GONG Fangzhu	38:29	2/8	25	1/4	25	1/4	25	5/5	100	1	3	4	4	3	1	0	3	4	10
Team / Coach											2	5	7							
Totals			21/68	31	17/44	39	4/24	17	11/17	65	12	31	43	15	18	7	2	24	19	57

Coach	LI Sunnan
Assistant Coach	SONG Lulu

POL - Poland

No.	Name	MIN	Field Goals		2 Points		3 Points		Free Throws		Rebounds			AS	TO	ST	BS	PF	FD	PTS
			M/A	%	M/A	%	M/A	%	M/A	%	OR	DR	TOT							
*4	KRZYZANIAK Milena	33:41	0/9	0	0/7	0	0/2	0	0/0	0	0	2	2	2	1	2	0	2	0	0
*5	MARKIEWICZ Joanna	15:27	3/7	43	3/6	50	0/1	0	0/0	0	1	3	4	0	1	0	0	1	1	6
6	COSENGUE CASIMIRO Ramona	0:00	0/0	0	0/0	0	0/0	0	0/0	0	0	0	0	0	0	0	0	0	0	0
7	TREBICKA Claudia	12:47	2/5	40	2/5	40	0/0	0	0/0	0	0	0	0	1	1	1	0	1	0	4
*8	SNIEZEK Agnieszka	30:29	6/8	75	6/8	75	0/0	0	1/3	33	2	1	3	1	2	1	0	2	3	13
9	MANKOWSKA Marta	7:02	0/1	0	0/0	0	0/1	0	0/0	0	1	0	1	0	0	0	0	0	3	0
10	SCHMIDT Roksana	15:34	0/4	0	0/3	0	0/1	0	0/0	0	0	0	0	1	5	0	0	1	2	0
11	SKOWRONEK Barbara	7:50	0/3	0	0/3	0	0/0	0	0/2	0	0	2	2	0	4	0	1	2	3	0
12	BIENIEK Monika	11:28	0/0	0	0/0	0	0/0	0	3/4	75	0	2	2	0	1	2	0	1	2	3
*13	SOSNOWSKA Klaudia	28:54	2/2	100	2/2	100	0/0	0	0/0	0	1	7	8	2	3	3	0	4	3	4
*14	SZCZEPANIK Agata	16:48	2/8	25	2/8	25	0/0	0	3/4	75	0	5	5	0	0	0	0	4	3	7
15	STELMACH Martyna	20:00	5/11	45	5/11	45	0/0	0	2/4	50	0	5	5	0	1	0	0	2	4	12
Team / Coach											3	4	7							
Totals			20/58	34	20/53	38	0/5	0	9/17	53	8	31	39	7	19	9	1	21	24	49

Coach	ZIEMINSKI Adam
Assistant Coach	RACZYNSKI Dariusz
	BARANSKI Ryszard

	CHN	POL
Points from Turnovers	15	6
Points in the Paint	24	34
Second Chance Points	2	2
Fast Break Points	6	2

	CHN	POL
Biggest Lead	19	4
Biggest Scoring Run	10-0 (52-34)	11-0 (57-49)
Lead Changes	1	
Times Tied	0	

LEGEND			
%	Shooting Percentage	(C)	Captain
BS	Blocked Shots	DR	Defensive Rebounds
OR	Offensive Rebounds	OTx	Overtime
S	Suspended	ST	Steals
(I)	Injured	FD	Fouls Drawn
PF	Fouls	PTS	Points
TO	Turnovers	TOT	Total Rebounds
*	Starters	AS	Assists
M/A	Made / Attempts	MIN	Minutes Played
Qx	Quarter Time		

Timing and Results provided by TISSOT



Game No: 39

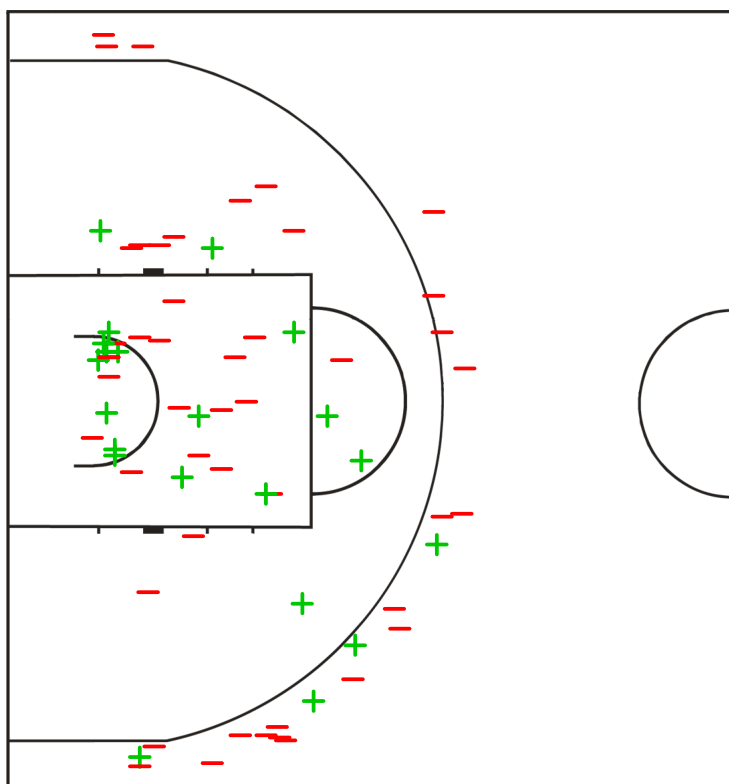
Shot Chart
Схема бросков

CHN 57 vs 49 POL
(23 - 8, 9 - 12, 10 - 12, 15 - 17)

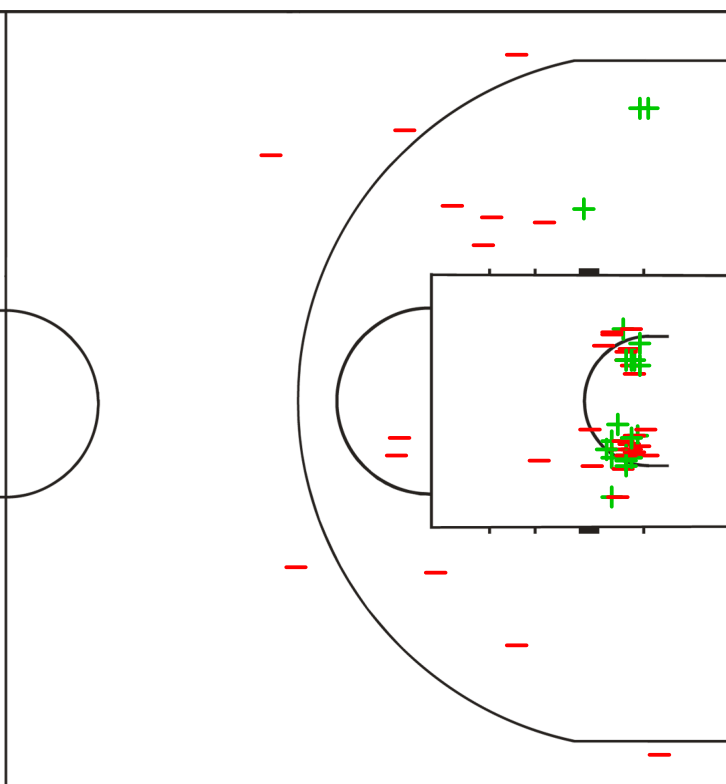
Scoring by 5 min intervals:

	Q1		Q2		Q3		Q4	
CHN	14	23	25	32	32	42	52	57
POL	6	8	12	20	26	32	36	49

CHN - China



POL - Poland



LEGEND

+ Shot Made

- Shot Missed

Timing and Results provided by **TISSOT**



Game No: 39

Shot Chart

Схема бросков

CHN 57 vs 49 POL

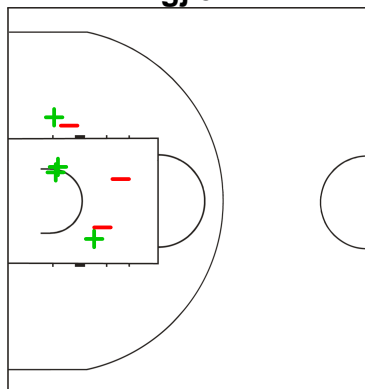
(23 - 8, 9 - 12, 10 - 12, 15 - 17)

Scoring by 5 min intervals:

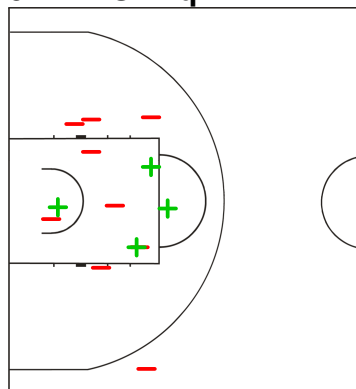
	Q1		Q2		Q3		Q4	
CHN	14	23	25	32	32	42	52	57
POL	6	8	12	20	26	32	36	49

CHN - China

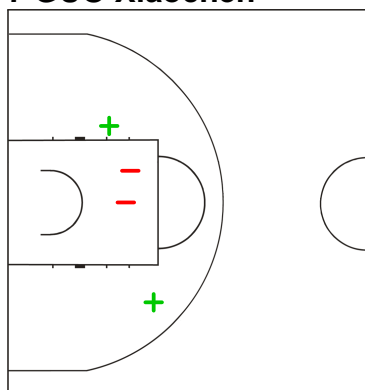
4 REN Bingjie



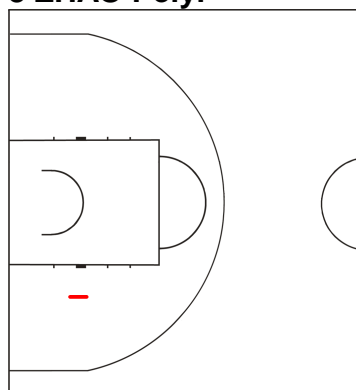
5 WANG Miqi



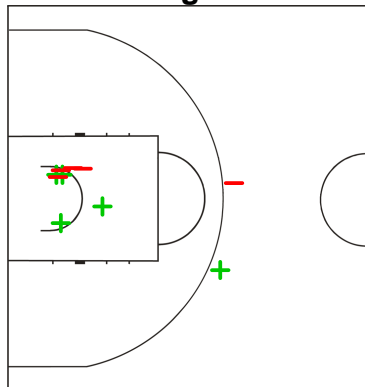
7 GUO Xiaochen



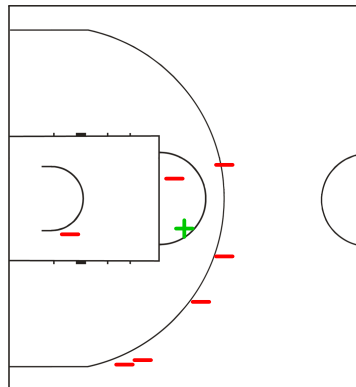
8 ZHAO Peiyi



9 SHAO Ting



10 WU Di



LEGEND

+ Shot Made

-

Shot Missed

Timing and Results provided by TISSOT



Game No: 39

Shot Chart
Схема бросков

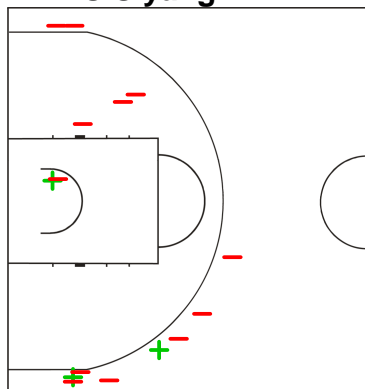
CHN 57 vs 49 POL
(23 - 8, 9 - 12, 10 - 12, 15 - 17)

Scoring by 5 min intervals:

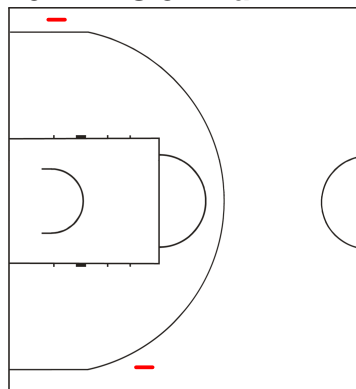
	Q1		Q2		Q3		Q4	
CHN	14	23	25	32	32	42	52	57
POL	6	8	12	20	26	32	36	49

CHN - China

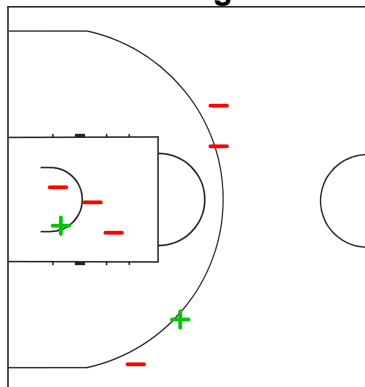
12 WU Siyang



13 WANG Jinxian



15 GONG Fangzhu



LEGEND

+ Shot Made

- Shot Missed

Timing and Results provided by **TISSOT**



Game No: 39

Shot Chart

Схема бросков

CHN 57 vs 49 POL

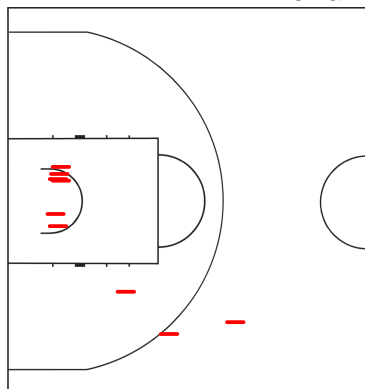
(23 - 8, 9 - 12, 10 - 12, 15 - 17)

Scoring by 5 min intervals:

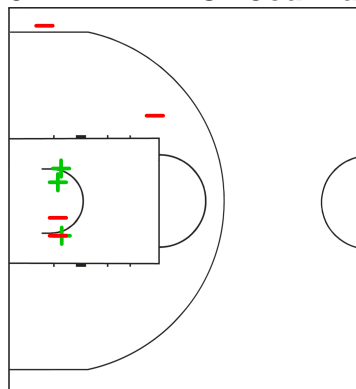
	Q1		Q2		Q3		Q4	
CHN	14	23	25	32	32	42	52	57
POL	6	8	12	20	26	32	36	49

POL - Poland

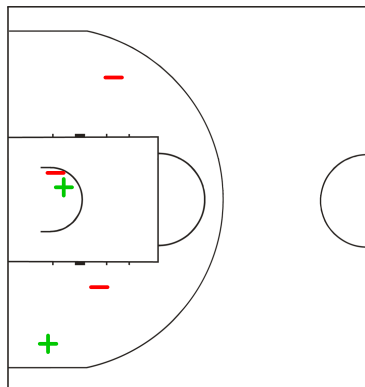
4 KRZYZANIAK Milena



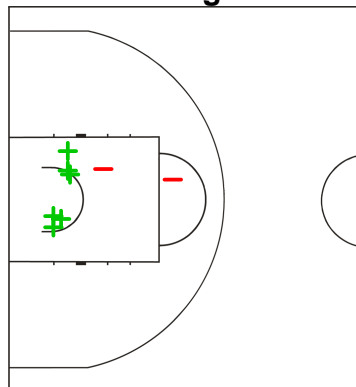
5 MARKIEWICZ Joanna



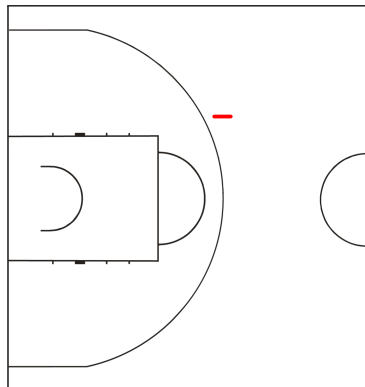
7 TREBICKA Claudia



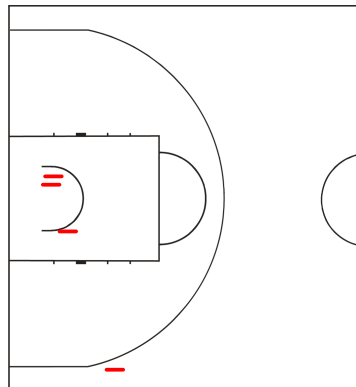
8 SNIEZEK Agnieszka



9 MANKOWSKA Marta



10 SCHMIDT Roksana



LEGEND

+ Shot Made

-

Shot Missed

Timing and Results provided by **TISSOT**



Game No: 39

Shot Chart

Схема бросков

CHN 57 vs 49 POL

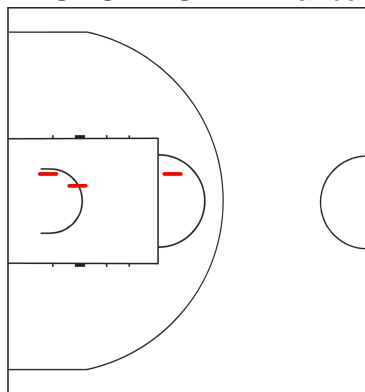
(23 - 8, 9 - 12, 10 - 12, 15 - 17)

Scoring by 5 min intervals:

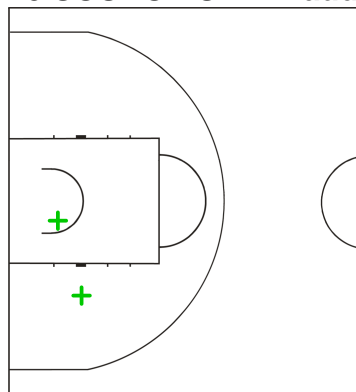
	Q1		Q2		Q3		Q4	
CHN	14	23	25	32	32	42	52	57
POL	6	8	12	20	26	32	36	49

POL - Poland

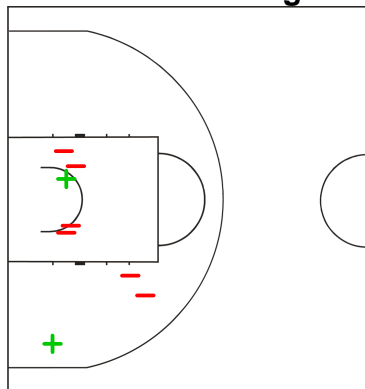
11 SKOWRONEK Barbara



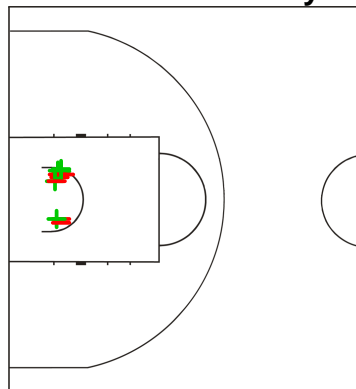
13 SOSNOWSKA Klaudia



14 SZCZEPANIK Agata



15 STELMACH Martyna



LEGEND

+ Shot Made

- Shot Missed

Timing and Results provided by **TISSOT**



Game No: 39

Lineup Analysis

Анализ

CHN 57 vs 49 POL

CHN

Lineup efficiency

5	WANG M	7	GUO X	9	SHAO T	12	WU S	15	GONG F	7:00
5	WANG M	9	SHAO T	10	WU D	12	WU S	15	GONG F	5:37
4	REN B	5	WANG M	9	SHAO T	12	WU S	15	GONG F	4:31
4	REN B	9	SHAO T	10	WU D	12	WU S	15	GONG F	4:14
5	WANG M	10	WU D	12	WU S	13	WANG J	15	GONG F	3:04
5	WANG M	7	GUO X	9	SHAO T	10	WU D	15	GONG F	2:29
4	REN B	10	WU D	12	WU S	13	WANG J	15	GONG F	2:19
7	GUO X	9	SHAO T	10	WU D	12	WU S	15	GONG F	2:11
4	REN B	10	WU D	12	WU S	14	FENG D	15	GONG F	1:55
5	WANG M	8	ZHAO P	9	SHAO T	12	WU S	15	GONG F	1:39
4	REN B	6	LYU N	9	SHAO T	10	WU D	15	GONG F	1:37
5	WANG M	7	GUO X	9	SHAO T	12	WU S	14	FENG D	0:47
5	WANG M	7	GUO X	9	SHAO T	10	WU D	14	FENG D	0:44
5	WANG M	8	ZHAO P	9	SHAO T	10	WU D	15	GONG F	0:38
4	REN B	6	LYU N	9	SHAO T	12	WU S	15	GONG F	0:38
5	WANG M	9	SHAO T	12	WU S	13	WANG J	15	GONG F	0:37

Score development

5	WANG M	7	GUO X	9	SHAO T	12	WU S	15	GONG F	7:00	+13
5	WANG M	7	GUO X	9	SHAO T	12	WU S	14	FENG D	0:47	+3
5	WANG M	10	WU D	12	WU S	13	WANG J	15	GONG F	3:04	+3
5	WANG M	8	ZHAO P	9	SHAO T	12	WU S	15	GONG F	1:39	+2
4	REN B	9	SHAO T	10	WU D	12	WU S	15	GONG F	4:14	+2
4	REN B	5	WANG M	9	SHAO T	12	WU S	15	GONG F	4:31	+2
4	REN B	10	WU D	12	WU S	13	WANG J	15	GONG F	2:19	+1
5	WANG M	9	SHAO T	12	WU S	13	WANG J	15	GONG F	0:37	0
4	REN B	6	LYU N	9	SHAO T	12	WU S	15	GONG F	0:38	0
5	WANG M	7	GUO X	9	SHAO T	10	WU D	14	FENG D	0:44	0
4	REN B	6	LYU N	9	SHAO T	10	WU D	15	GONG F	1:37	-1
5	WANG M	7	GUO X	9	SHAO T	10	WU D	15	GONG F	2:29	-1
5	WANG M	8	ZHAO P	9	SHAO T	10	WU D	15	GONG F	0:38	-2
7	GUO X	9	SHAO T	10	WU D	12	WU S	15	GONG F	2:11	-2
5	WANG M	9	SHAO T	10	WU D	12	WU S	15	GONG F	5:37	-5
4	REN B	10	WU D	12	WU S	14	FENG D	15	GONG F	1:55	-7



Game No: 39

Lineup Analysis

Анализ

POL

Lineup efficiency


4	KRZYZANIAK M	5	MARKIEWICZ J	8	SNIEZEK A	13	SOSNOWSKA K	14	SZCZEPANIK A	6:50
4	KRZYZANIAK M	7	TREBICKA C	8	SNIEZEK A	13	SOSNOWSKA K	15	STELMACH M	4:52
5	MARKIEWICZ J	7	TREBICKA C	8	SNIEZEK A	10	SCHMIDT R	12	BIENIEK M	4:17
4	KRZYZANIAK M	8	SNIEZEK A	10	SCHMIDT R	13	SOSNOWSKA K	15	STELMACH M	3:45
4	KRZYZANIAK M	8	SNIEZEK A	12	BIENIEK M	13	SOSNOWSKA K	14	SZCZEPANIK A	2:35
4	KRZYZANIAK M	9	MANKOWSKA M	10	SCHMIDT R	11	SKOWRONEK B	15	STELMACH M	2:29
4	KRZYZANIAK M	5	MARKIEWICZ J	8	SNIEZEK A	10	SCHMIDT R	14	SZCZEPANIK A	2:29
4	KRZYZANIAK M	9	MANKOWSKA M	11	SKOWRONEK B	13	SOSNOWSKA K	15	STELMACH M	2:10
4	KRZYZANIAK M	7	TREBICKA C	8	SNIEZEK A	13	SOSNOWSKA K	14	SZCZEPANIK A	1:58
4	KRZYZANIAK M	5	MARKIEWICZ J	8	SNIEZEK A	13	SOSNOWSKA K	15	STELMACH M	1:39
7	TREBICKA C	8	SNIEZEK A	9	MANKOWSKA M	10	SCHMIDT R	12	BIENIEK M	1:38
4	KRZYZANIAK M	11	SKOWRONEK B	13	SOSNOWSKA K	14	SZCZEPANIK A	15	STELMACH M	1:35
4	KRZYZANIAK M	11	SKOWRONEK B	12	BIENIEK M	13	SOSNOWSKA K	15	STELMACH M	1:24
4	KRZYZANIAK M	12	BIENIEK M	13	SOSNOWSKA K	14	SZCZEPANIK A	15	STELMACH M	1:09
4	KRZYZANIAK M	9	MANKOWSKA M	10	SCHMIDT R	13	SOSNOWSKA K	15	STELMACH M	0:44
5	MARKIEWICZ J	8	SNIEZEK A	10	SCHMIDT R	12	BIENIEK M	15	STELMACH M	0:12
8	SNIEZEK A	11	SKOWRONEK B	12	BIENIEK M	13	SOSNOWSKA K	14	SZCZEPANIK A	0:10
4	KRZYZANIAK M	8	SNIEZEK A	11	SKOWRONEK B	12	BIENIEK M	13	SOSNOWSKA K	0:02
7	TREBICKA C	8	SNIEZEK A	12	BIENIEK M	13	SOSNOWSKA K	14	SZCZEPANIK A	0:01
7	TREBICKA C	8	SNIEZEK A	9	MANKOWSKA M	14	SZCZEPANIK A	15	STELMACH M	0:01

Score development

5	MARKIEWICZ J	7	TREBICKA C	8	SNIEZEK A	10	SCHMIDT R	12	BIENIEK M	4:17	+8
4	KRZYZANIAK M	7	TREBICKA C	8	SNIEZEK A	13	SOSNOWSKA K	15	STELMACH M	4:52	+6
4	KRZYZANIAK M	9	MANKOWSKA M	11	SKOWRONEK B	13	SOSNOWSKA K	15	STELMACH M	2:10	+2
7	TREBICKA C	8	SNIEZEK A	12	BIENIEK M	13	SOSNOWSKA K	14	SZCZEPANIK A	0:01	+1
7	TREBICKA C	8	SNIEZEK A	9	MANKOWSKA M	14	SZCZEPANIK A	15	STELMACH M	0:01	0
4	KRZYZANIAK M	8	SNIEZEK A	11	SKOWRONEK B	12	BIENIEK M	13	SOSNOWSKA K	0:02	0
8	SNIEZEK A	11	SKOWRONEK B	12	BIENIEK M	13	SOSNOWSKA K	14	SZCZEPANIK A	0:10	0
5	MARKIEWICZ J	8	SNIEZEK A	10	SCHMIDT R	12	BIENIEK M	15	STELMACH M	0:12	0
4	KRZYZANIAK M	12	BIENIEK M	13	SOSNOWSKA K	14	SZCZEPANIK A	15	STELMACH M	1:09	0
4	KRZYZANIAK M	11	SKOWRONEK B	12	BIENIEK M	13	SOSNOWSKA K	15	STELMACH M	1:24	0
7	TREBICKA C	8	SNIEZEK A	9	MANKOWSKA M	10	SCHMIDT R	12	BIENIEK M	1:38	0
4	KRZYZANIAK M	7	TREBICKA C	8	SNIEZEK A	13	SOSNOWSKA K	14	SZCZEPANIK A	1:58	0
4	KRZYZANIAK M	9	MANKOWSKA M	10	SCHMIDT R	11	SKOWRONEK B	15	STELMACH M	2:29	0
4	KRZYZANIAK M	8	SNIEZEK A	12	BIENIEK M	13	SOSNOWSKA K	14	SZCZEPANIK A	2:35	0
4	KRZYZANIAK M	9	MANKOWSKA M	10	SCHMIDT R	13	SOSNOWSKA K	15	STELMACH M	0:44	-2
4	KRZYZANIAK M	11	SKOWRONEK B	13	SOSNOWSKA K	14	SZCZEPANIK A	15	STELMACH M	1:35	-2
4	KRZYZANIAK M	5	MARKIEWICZ J	8	SNIEZEK A	13	SOSNOWSKA K	15	STELMACH M	1:39	-4
4	KRZYZANIAK M	5	MARKIEWICZ J	8	SNIEZEK A	10	SCHMIDT R	14	SZCZEPANIK A	2:29	-4
4	KRZYZANIAK M	8	SNIEZEK A	10	SCHMIDT R	13	SOSNOWSKA K	15	STELMACH M	3:45	-7
4	KRZYZANIAK M	5	MARKIEWICZ J	8	SNIEZEK A	13	SOSNOWSKA K	14	SZCZEPANIK A	6:50	-8

LEGEND

+ Shot Made - Shot Missed

Timing and Results provided by  TISSOT



Game No: 36

Start List

Стартовый список

RUS vs TPE

Referee: SCHMIDT Boris (GER)

Umpire: LASUIK Karen (CAN) / AYALA PEREZ Jose Juan (MEX)

RUS - Russian Fed.

No.	Name	Pos	Height m / ft in	Age	Current Games Statistics						
					PPG	FG%	3FG%	FT%	RPG	APG	MPG (GP)
4	GRIGORYEVA Tatiana	G	1.78/5'10"	23	11.0	58	40	67	2.5	3.3	17:46 (4)
5	FEDORENKOVA Ekaterina	G	1.78/5'10"	19	1.0	17	0		0.5	2.5	12:02 (4)
6	MAYOROVA Nadezda	G	1.78/5'10"	24	7.3	42	46	50	2.5	1.5	25:18 (4)
7	LOGUNOVA Anastasia	C	1.92/6'4"	22	11.5	67		86	4.8	1.8	23:19 (4)
8	ABRIKOSOVA Tatiana	G	1.79/5'10"	24	6.5	50	43	83	2.8	2.5	20:44 (4)
9	FINOGENTOVA Evgeniia	G	1.74/5'9"	22	5.8	43	14	80	1.5	1.8	17:14 (4)
10	SHILOVA Anastasiya	F	1.86/6'1"	22	9.3	50	40	33	2.0	1.8	18:30 (4)
11	VIERU Natalia	C	2.00/6'7"	23	9.5	60		40	7.3	1.8	23:11 (4)
12	DOROSHEVA Veronika	F	1.90/6'3"	22	7.3	50	43	80	3.5	0.0	12:21 (4)
13	PASKALENKO Liubov	C	2.03/6'8"	22	7.8	71	100	75	6.5	1.3	12:08 (4)
14	LOGINOVA Anastasia	F	1.90/6'3"	23	13.0	59	67	50	5.5	1.5	22:45 (2)
15	GRISHAEVA Nadezhda	F	1.95/6'5"	24	6.0	33		57	3.5	1.0	11:57 (2)
Team			1.87/6'2"	22.5	86.3	52	41	63	44.0	19.3	
Coach		SOKOLOVSKIY Boris									
Assistant Coach		SHUVAGIN Dmitry									

RUS Played		
PR	MGL	123 - 23
PR	POL	74 - 37
PR	SWE	74 - 68
QF	CZE	74 - 66


TPE - Chinese Taipei

No.	Name	Pos	Height m / ft in	Age	Current Games Statistics						
					PPG	FG%	3FG%	FT%	RPG	APG	MPG (GP)
4	CHANG Chi-Fang	G	1.74/5'9"	20	4.8	47	0	75	1.3	1.5	14:57 (4)
5	HSU Chien-Hui	F	1.72/5'8"	23	7.5	47	0		4.5	2.3	27:12 (4)
6	YANG Ya-Hui	G	1.70/5'7"	24	4.8	46	33	67	3.5	3.5	29:01 (4)
7	HUANG Hung-Ying	F	1.64/5'5"	23	3.5	45	50	100	1.3	0.0	6:33 (4)
8	LIU Hsi-Yeh	F	1.73/5'8"	21	2.0	25	0	50	1.0	0.5	2:00 (2)
9	CHANG Chia-Ling	G	1.72/5'8"	23	0.7	50	0		0.3	0.0	1:48 (3)
10	LIN Hsien-Fang	G	1.73/5'8"	21	1.5	33		100	0.8	0.5	5:21 (4)
11	HUANG Ping-Jen	F	1.77/5'10"	23	16.8	52	33	68	8.3	2.0	30:41 (4)
12	HUANG Hsiang-Ting	C	1.81/5'11"	20	9.0	52	0	100	2.8	1.5	22:39 (4)
13	LO Chiao-Hui	F	1.77/5'10"	23	1.5	11		100	1.3	0.0	5:41 (4)
14	HUANG Ying-Li	F	1.70/5'7"	24	14.0	36	32	75	4.3	3.3	34:39 (4)
15	HSIEH Pei-Chun	C	1.82/6'0"	21	9.5	53		67	2.3	0.5	20:50 (4)
Team			1.74/5'9"	22.2	74.3	45	29	75	34.8	15.3	
Coach		LIANG Chia-Yin									
Assistant Coach		CHIEN Wei-Chuan					CHENG Hui-Yun				

TPE Played		
PR	UKR	84 - 68
PR	JPN	69 - 64
PR	CAN	72 - 67
QF	HUN	72 - 41

LEGEND

(1)	Point Guard	(2)	Shooting Guard	(3)	Small Forward	(4)	Power Forward	(5)	Centre
(C)	Captain	3FG%	3 Points Field Goals %	APG	Assists per Game	C	Centre	F	Forward
FG%	Field Goals %	FT%	Free Throws %	G	Guard	GP	Games Played	MPG	Minutes Played per Game
Pos	Playing Position	PPG	Points per Game	PR	Preliminary Round	QF	Quarterfinal	RPG	Rebounds per Game
SF	Semifinal								

Timing and Results provided by  TISSOT



Game No: 36

Results
Результаты

Attendance: 6000

Match Duration: 1:30

RUS 69 vs 51 TPE
(23:17, 13:13, 17:8, 16:13)

Referee: SCHMIDT Boris (GER)

Commissioner:

Umpire: LASUIK Karen (CAN) / AYALA PEREZ Jose Juan (MEX)

Scoring by 5 min intervals:	RUS	Q1		Q2		Q3		Q4	
		11	23	27	36	44	53	58	69
	TPE	13	17	23	30	32	38	43	51

RUS - Russian Fed.

No.	Name	MIN	Field Goals		2 Points		3 Points		Free Throws		Rebounds			AS	TO	ST	BS	PF	FD	PTS
			M/A	%	M/A	%	M/A	%	M/A	%	OR	DR	TOT							
4	GRIGORYEVA Tatiana	20:57	2/7	29	2/5	40	0/2	0	0/1	0	1	2	3	2	1	2	0	0	1	4
5	FEDORENKOVA Ekaterina	3:32	0/3	0	0/3	0	0/0	0	0/0	0	0	0	0	0	0	0	0	0	0	0
6	MAYOROVA Nadezda	26:57	2/4	50	0/0	0	2/4	50	0/0	0	2	1	3	1	2	0	0	1	1	6
*7	LOGUNOVA Anastasia	17:56	3/5	60	3/5	60	0/0	0	2/2	100	1	3	4	0	1	0	0	1	3	8
*8	ABRIKOSOVA Tatiana	24:48	2/6	33	1/5	20	1/1	100	0/0	0	2	3	5	2	0	0	1	2	0	5
*9	FINOGENTOVA Evgeniia	18:28	3/5	60	1/2	50	2/3	67	1/1	100	1	2	3	2	2	0	0	4	1	9
*10	SHILOVA Anastasiya	25:18	7/15	47	6/11	55	1/4	25	0/0	0	5	3	8	1	3	1	0	3	1	15
*11	VIERU Natalia	26:24	4/10	40	4/10	40	0/0	0	1/4	25	9	9	18	3	3	0	3	0	3	9
12	DOROSHEVA Veronika	4:53	2/2	100	1/1	100	1/1	100	0/0	0	0	2	2	0	0	0	0	2	0	5
13	PASKALENKO Liubov	1:06	0/2	0	0/2	0	0/0	0	0/0	0	1	0	1	0	0	0	0	0	0	0
14	LOGINOVA Anastasia	17:11	1/4	25	1/2	50	0/2	0	0/0	0	0	3	3	0	3	1	1	1	0	2
15	GRISHAEVA Nadezhda	12:30	2/6	33	2/6	33	0/0	0	2/2	100	1	3	4	3	2	1	2	1	1	6
Team / Coach																				
Totals			28/69	41	21/52	40	7/17	41	6/10	60	25	31	56	14	19	5	7	15	11	69

Coach	SOKOLOVSKIY Boris
Assistant Coach	SHUVAGIN Dmitry

TPE - Chinese Taipei

No.	Name	MIN	Field Goals		2 Points		3 Points		Free Throws		Rebounds			AS	TO	ST	BS	PF	FD	PTS
			M/A	%	M/A	%	M/A	%	M/A	%	OR	DR	TOT							
4	CHANG Chi-Fang	16:21	1/6	17	1/3	33	0/3	0	0/0	0	0	0	0	2	1	1	0	0	1	2
*5	HSU Chien-Hui	26:58	4/8	50	4/8	50	0/0	0	2/3	67	1	5	6	1	0	1	0	1	3	10
*6	YANG Ya-Hui	26:45	2/5	40	1/2	50	1/3	33	0/0	0	0	2	2	4	2	1	0	1	3	5
7	HUANG Hung-Ying	8:34	0/2	0	0/1	0	0/1	0	0/0	0	0	1	1	0	0	1	0	0	0	0
8	LIU Hsi-Yeh	0:00	0/0	0	0/0	0	0/0	0	0/0	0	0	0	0	0	0	0	0	0	0	0
9	CHANG Chia-Ling	0:00	0/0	0	0/0	0	0/0	0	0/0	0	0	0	0	0	0	0	0	0	0	0
10	LIN Hsien-Fang	6:24	0/1	0	0/1	0	0/0	0	0/0	0	0	0	0	0	0	0	0	0	0	0
*11	HUANG Ping-Jen	37:39	5/12	42	5/10	50	0/2	0	2/3	67	2	2	4	2	2	3	0	2	2	12
12	HUANG Hsiang-Ting	17:51	1/3	33	1/3	33	0/0	0	2/2	100	0	1	1	1	0	0	0	3	3	4
13	LO Chiao-Hui	0:00	0/0	0	0/0	0	0/0	0	0/0	0	0	0	0	0	0	0	0	0	0	0
*14	HUANG Ying-Li	34:58	4/16	25	4/11	36	0/5	0	0/0	0	2	5	7	3	2	0	0	2	2	8
*15	HSIEH Pei-Chun	24:30	4/9	44	4/9	44	0/0	0	2/2	100	2	1	3	0	1	0	0	2	1	10
Team / Coach																				
Totals			21/62	34	20/48	42	1/14	7	8/10	80	9	19	28	13	8	7	0	11	15	51

Coach	LIANG Chia-Yin
Assistant Coach	CHIEN Wei-Chuan
	CHENG Hui-Yun

	RUS	TPE
Points from Turnovers	7	21
Points in the Paint	32	28
Second Chance Points	30	4
Fast Break Points	5	10

	RUS	TPE
Biggest Lead	20	3
Biggest Scoring Run	7-0 (18-13)	5-0 (2-5)
Lead Changes	2	
Times Tied	4	

LEGEND			
%	Shooting Percentage	(C)	Captain
BS	Blocked Shots	DR	Defensive Rebounds
OR	Offensive Rebounds	OTx	Overtime
S	Suspended	ST	Steals
(I)	Injured	FD	Fouls Drawn
PF	Fouls	PTS	Points
TO	Turnovers	TOT	Total Rebounds
*	Starters	AS	Assists
M/A	Made / Attempts	MIN	Minutes Played
Qx	Quarter Time		

Timing and Results provided by TISSOT



Game No: 36

Shot Chart
Схема бросков

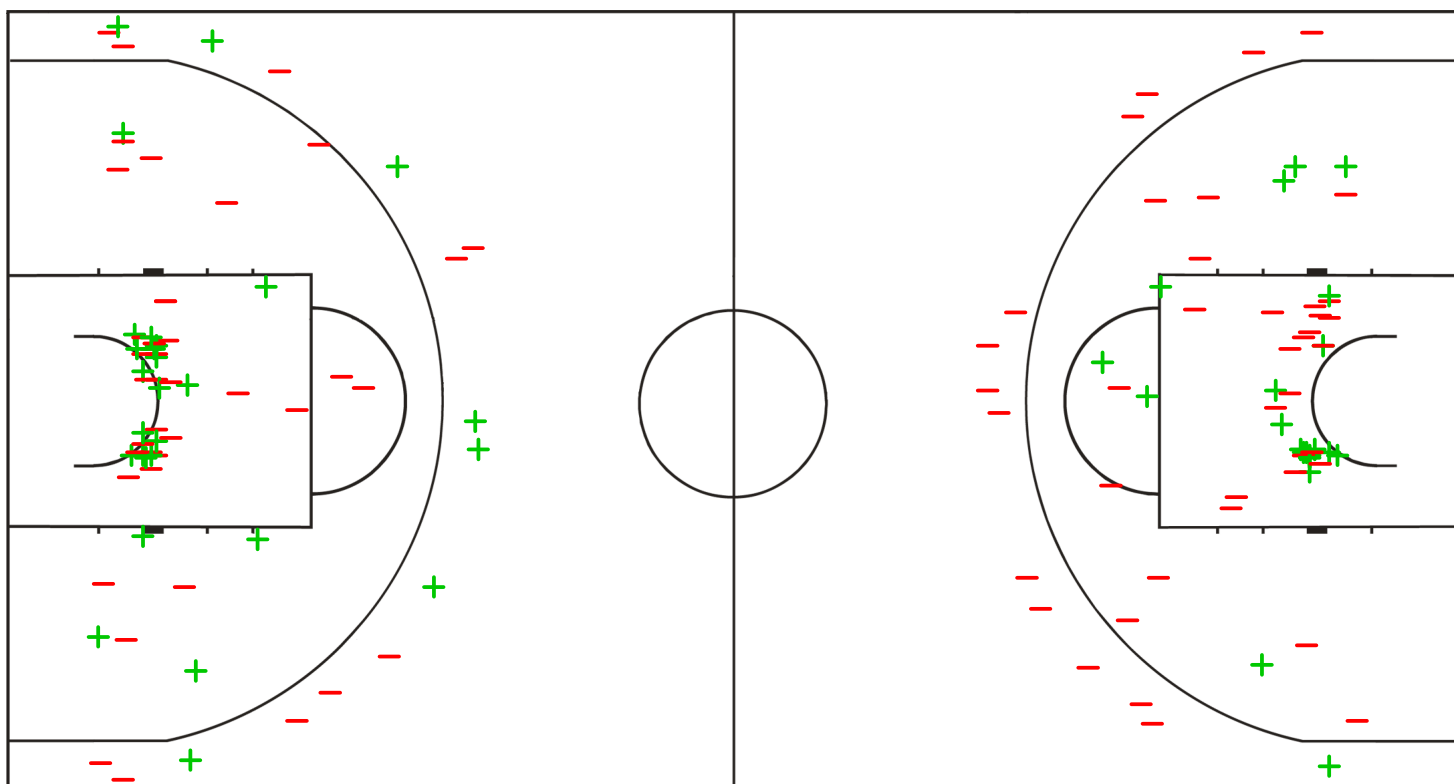
RUS 69 vs 51 TPE
(23 - 17, 13 - 13, 17 - 8, 16 - 13)

Scoring by 5 min intervals:

	Q1		Q2		Q3		Q4	
RUS	11	23	27	36	44	53	58	69
TPE	13	17	23	30	32	38	43	51

RUS - Russian Fed.

TPE - Chinese Taipei



LEGEND

+ Shot Made

- Shot Missed

Timing and Results provided by **TISSOT**



Game No: 36

Shot Chart
Схема бросков

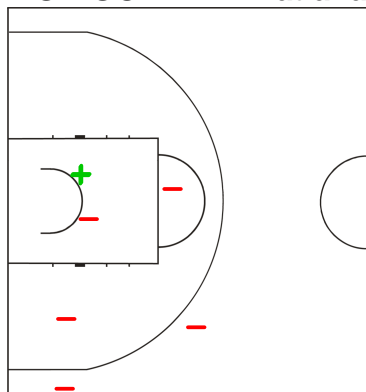
RUS 69 vs 51 TPE
(23 - 17, 13 - 13, 17 - 8, 16 - 13)

Scoring by 5 min intervals:

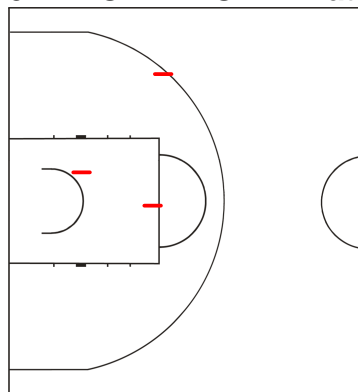
	Q1		Q2		Q3		Q4	
RUS	11	23	27	36	44	53	58	69
TPE	13	17	23	30	32	38	43	51

RUS - Russian Fed.

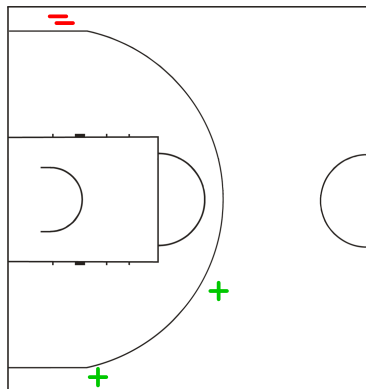
4 GRIGORYEVA Tatiana



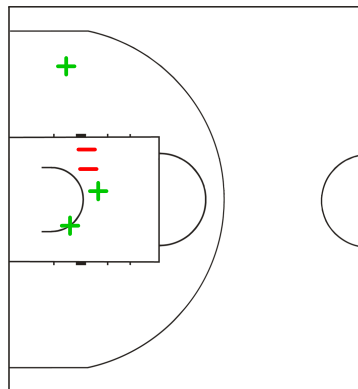
5 FEDORENKOVA Ekaterina



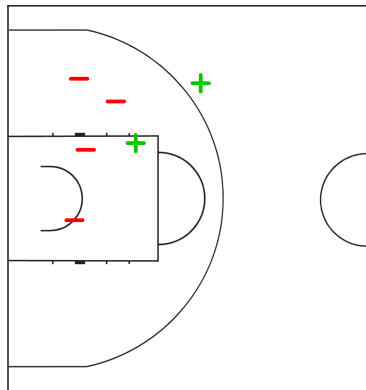
6 MAYOROVA Nadezda



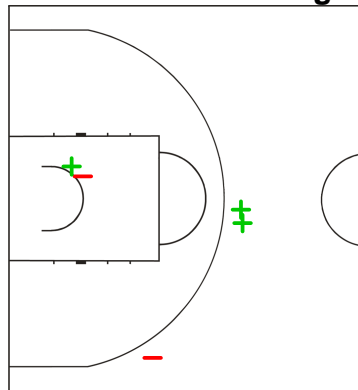
7 LOGUNOVA Anastasia



8 ABRIKOSOVA Tatiana



9 FINOGENTOVA Evgeniia



LEGEND

+ Shot Made

-

Shot Missed

Timing and Results provided by TISSOT



Game No: 36

Shot Chart
Схема бросков

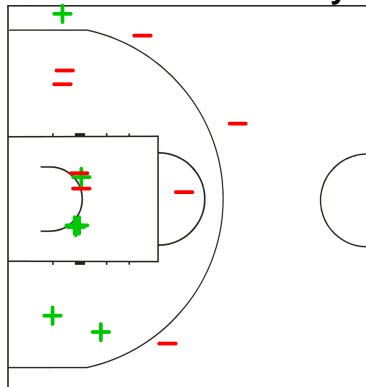
RUS 69 vs 51 TPE
(23 - 17, 13 - 13, 17 - 8, 16 - 13)

Scoring by 5 min intervals:

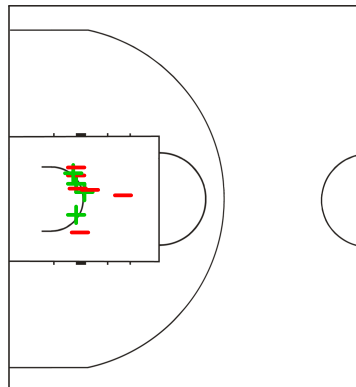
	Q1		Q2		Q3		Q4	
RUS	11	23	27	36	44	53	58	69
TPE	13	17	23	30	32	38	43	51

RUS - Russian Fed.

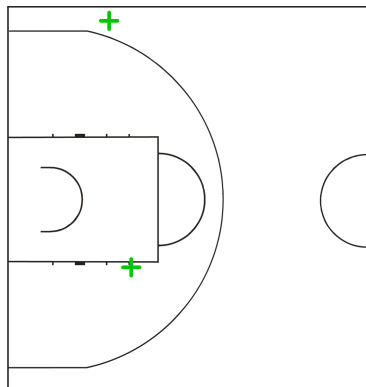
10 SHILOVA Anastasiya



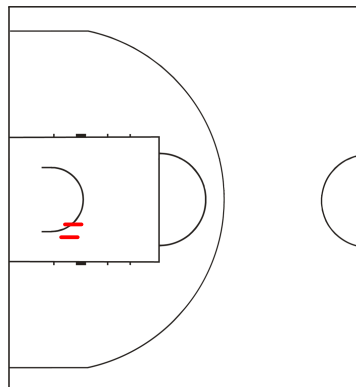
11 VIERU Natalia



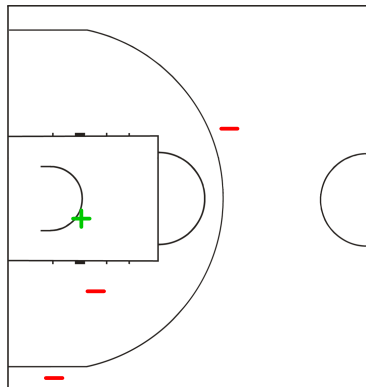
12 DOROSHEVA Veronika



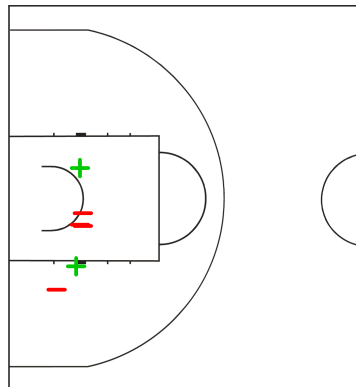
13 PASKALENKO Liubov



14 LOGINOVA Anastasia



15 GRISHAEVA Nadezhda



LEGEND

+ Shot Made

-

Shot Missed

Timing and Results provided by TISSOT



Game No: 36

Shot Chart
Схема бросков

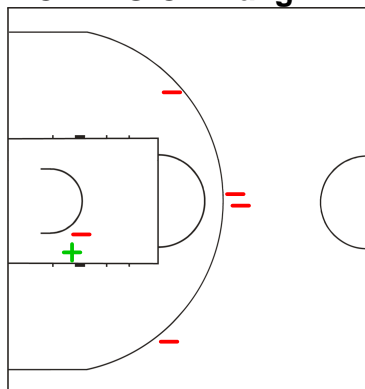
RUS 69 vs 51 TPE
(23 - 17, 13 - 13, 17 - 8, 16 - 13)

Scoring by 5 min intervals:

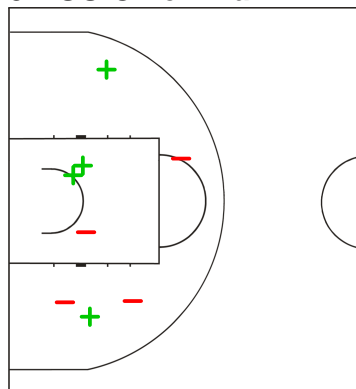
	Q1		Q2		Q3		Q4	
RUS	11	23	27	36	44	53	58	69
TPE	13	17	23	30	32	38	43	51

TPE - Chinese Taipei

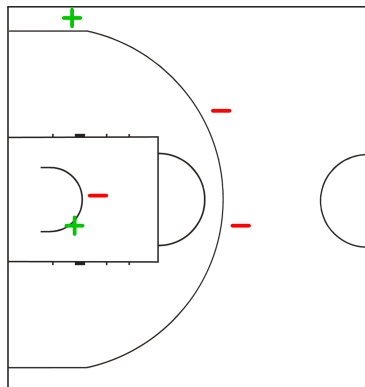
4 CHANG Chi-Fang



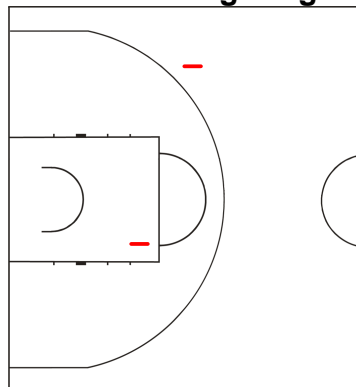
5 HSU Chien-Hui



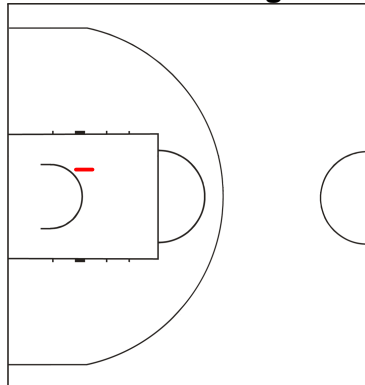
6 YANG Ya-Hui



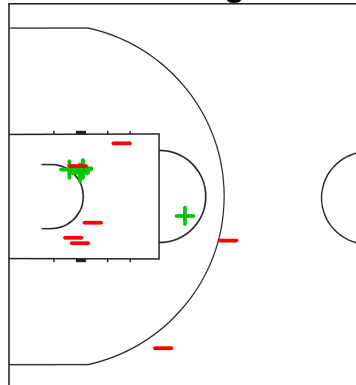
7 HUANG Hung-Ying



10 LIN Hsien-Fang



11 HUANG Ping-Jen



LEGEND

+ Shot Made

-

Shot Missed

Timing and Results provided by TISSOT



Game No: 36

Shot Chart
Схема бросков

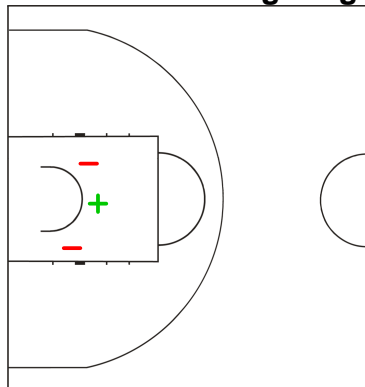
RUS 69 vs 51 TPE

(23 - 17, 13 - 13, 17 - 8, 16 - 13)

Scoring by 5 min intervals:

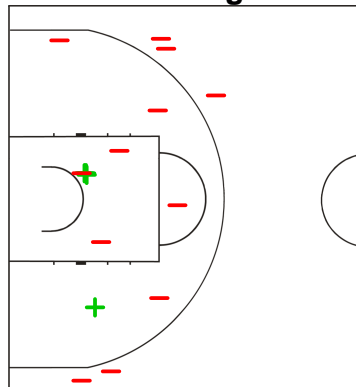
	Q1		Q2		Q3		Q4	
RUS	11	23	27	36	44	53	58	69
TPE	13	17	23	30	32	38	43	51

12 HUANG Hsiang-Ting

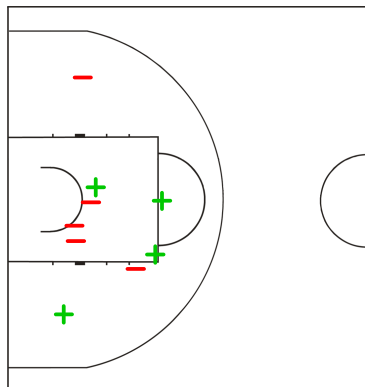


TPE - Chinese Taipei

14 HUANG Ying-Li



15 HSIEH Pei-Chun



LEGEND

+ Shot Made

-

Shot Missed

Timing and Results provided by **TISSOT**



Game No: 36

Lineup Analysis

Анализ

RUS 69 vs 51 TPE

RUS

Lineup efficiency

4	GRIGORYEVA T	6	MAYOROVA N	10	SHILOVA A	11	VIERU N	14	LOGINOVA A	7:06
7	LOGUNOVA A	8	ABRIKOSOVA T	9	FINOGENTOVA E	10	SHILOVA A	11	VIERU N	6:07
7	LOGUNOVA A	8	ABRIKOSOVA T	9	FINOGENTOVA E	10	SHILOVA A	15	GRISHAEVA N	3:31
4	GRIGORYEVA T	6	MAYOROVA N	7	LOGUNOVA A	10	SHILOVA A	15	GRISHAEVA N	2:45
6	MAYOROVA N	7	LOGUNOVA A	8	ABRIKOSOVA T	10	SHILOVA A	11	VIERU N	2:30
4	GRIGORYEVA T	5	FEDORENKOVA E	6	MAYOROVA N	12	DOROSHEVA V	15	GRISHAEVA N	2:08
4	GRIGORYEVA T	8	ABRIKOSOVA T	9	FINOGENTOVA E	11	VIERU N	14	LOGINOVA A	1:55
4	GRIGORYEVA T	6	MAYOROVA N	9	FINOGENTOVA E	14	LOGINOVA A	15	GRISHAEVA N	1:49
6	MAYOROVA N	8	ABRIKOSOVA T	10	SHILOVA A	11	VIERU N	14	LOGINOVA A	1:49
6	MAYOROVA N	7	LOGUNOVA A	8	ABRIKOSOVA T	9	FINOGENTOVA E	11	VIERU N	1:43
8	ABRIKOSOVA T	9	FINOGENTOVA E	10	SHILOVA A	14	LOGINOVA A	15	GRISHAEVA N	1:30
4	GRIGORYEVA T	5	FEDORENKOVA E	6	MAYOROVA N	11	VIERU N	12	DOROSHEVA V	1:24
4	GRIGORYEVA T	6	MAYOROVA N	8	ABRIKOSOVA T	11	VIERU N	12	DOROSHEVA V	1:21
4	GRIGORYEVA T	6	MAYOROVA N	7	LOGUNOVA A	8	ABRIKOSOVA T	11	VIERU N	1:20
4	GRIGORYEVA T	6	MAYOROVA N	8	ABRIKOSOVA T	11	VIERU N	14	LOGINOVA A	1:09
6	MAYOROVA N	8	ABRIKOSOVA T	9	FINOGENTOVA E	13	PASKALENKO L	14	LOGINOVA A	1:06
6	MAYOROVA N	8	ABRIKOSOVA T	9	FINOGENTOVA E	14	LOGINOVA A	15	GRISHAEVA N	0:47

Score development

6	MAYOROVA N	8	ABRIKOSOVA T	10	SHILOVA A	11	VIERU N	14	LOGINOVA A	1:49	+4
6	MAYOROVA N	8	ABRIKOSOVA T	9	FINOGENTOVA E	14	LOGINOVA A	15	GRISHAEVA N	0:47	+3
4	GRIGORYEVA T	6	MAYOROVA N	8	ABRIKOSOVA T	11	VIERU N	14	LOGINOVA A	1:09	+3
7	LOGUNOVA A	8	ABRIKOSOVA T	9	FINOGENTOVA E	10	SHILOVA A	15	GRISHAEVA N	3:31	+3
7	LOGUNOVA A	8	ABRIKOSOVA T	9	FINOGENTOVA E	10	SHILOVA A	11	VIERU N	6:07	+3
8	ABRIKOSOVA T	9	FINOGENTOVA E	10	SHILOVA A	14	LOGINOVA A	15	GRISHAEVA N	1:30	+2
6	MAYOROVA N	7	LOGUNOVA A	8	ABRIKOSOVA T	9	FINOGENTOVA E	11	VIERU N	1:43	+2
4	GRIGORYEVA T	6	MAYOROVA N	7	LOGUNOVA A	10	SHILOVA A	15	GRISHAEVA N	2:45	+2
4	GRIGORYEVA T	6	MAYOROVA N	10	SHILOVA A	11	VIERU N	14	LOGINOVA A	7:06	+2
4	GRIGORYEVA T	6	MAYOROVA N	8	ABRIKOSOVA T	11	VIERU N	12	DOROSHEVA V	1:21	+1
4	GRIGORYEVA T	6	MAYOROVA N	9	FINOGENTOVA E	14	LOGINOVA A	15	GRISHAEVA N	1:49	+1
4	GRIGORYEVA T	5	FEDORENKOVA E	6	MAYOROVA N	11	VIERU N	12	DOROSHEVA V	1:24	0
4	GRIGORYEVA T	8	ABRIKOSOVA T	9	FINOGENTOVA E	11	VIERU N	14	LOGINOVA A	1:55	0
4	GRIGORYEVA T	5	FEDORENKOVA E	6	MAYOROVA N	12	DOROSHEVA V	15	GRISHAEVA N	2:08	0
6	MAYOROVA N	7	LOGUNOVA A	8	ABRIKOSOVA T	10	SHILOVA A	11	VIERU N	2:30	-1
4	GRIGORYEVA T	6	MAYOROVA N	7	LOGUNOVA A	8	ABRIKOSOVA T	11	VIERU N	1:20	-2
6	MAYOROVA N	8	ABRIKOSOVA T	9	FINOGENTOVA E	13	PASKALENKO L	14	LOGINOVA A	1:06	-5



Game No: 40

Start List

Стартовый список

UKR vs BRA

Referee: IVANOVIC Ivana (SRB)

Umpire: SHORT Thomas (USA) / MATSUMOTO Kihamu (JPN)

UKR - Ukraine

No.	Name	Pos	Height m / ft in	Age	Current Games Statistics						
					PPG	FG%	3FG%	FT%	RPG	APG	MPG (GP)
4	BILOTSERKIVSKA Arina		1.70/5'7"	23	4.0	25	20	50	4.5	2.5	30:16 (4)
5	SAMBURSKA Olena		1.74/5'9"	24	11.0	59	33	70	2.3	2.8	26:29 (4)
6	MATSKO Krystyna		1.81/5'11"	22	5.0	28	17	63	4.3	1.8	22:04 (4)
7	BOGDANOVA Anastasiia		1.77/5'10"	21	1.5	17	0	67	2.0	0.3	7:47 (4)
8	DOROGOBUZOVA Kateryna		1.86/6'1"	23	11.8	57	43	80	6.0	1.0	26:41 (4)
9	MAZNICHENKO Olga		1.87/6'2"	21	12.8	59	50	100	6.0	2.3	29:55 (4)
10	RYMARENKO Kateryna		1.87/6'2"	23	1.8	25	0	50	2.0	0.3	5:56 (4)
12	MALASHENKO Olesia		1.89/6'2"	22	15.0	48	33	73	10.5	1.0	28:02 (4)
13	KOLOTOVSKA Natalia		1.70/5'7"	23	0.0				1.8	0.3	7:55 (4)
14	KOVALOVA Kateryna		1.85/6'1"	24	1.7	20	50		3.0	0.0	7:06 (3)
15	NAZAREVYCH Alisa		1.93/6'4"	23	3.8	58	0	50	2.8	0.3	9:33 (4)
Team			1.82/6'0"	22.6	68.3	46	30	68	46.3	12.3	
Coach		CZECZURO Vadim									
Assistant Coach		VOZNIUK Sergii									

UKR Played		
PR	TPE	68 - 84
PR	CAN	59 - 57
PR	JPN	66 - 68
Q9	FIN	80 - 51


BRA - Brazil

No.	Name	Pos	Height m / ft in	Age	Current Games Statistics						
					PPG	FG%	3FG%	FT%	RPG	APG	MPG (GP)
4	SILVA Ariane		1.70/5'7"	24	12.5	47	36	85	3.0	2.5	27:11 (4)
5	NASCIMENTO Monica		1.90/6'3"	22	9.8	50	20	29	6.8	1.3	23:04 (4)
6	SOUZA Luana		1.76/5'9"	21	11.8	37	25	88	2.3	1.3	26:59 (4)
7	ZABANI Leila		1.80/5'11"	22	12.7	52	57	57	2.3	3.0	24:04 (3)
8	FERNANDES Ana		1.76/5'9"	24	5.3	57	0	83	1.8	1.3	12:10 (4)
9	ARANTES Andressa		1.85/6'1"	22	4.0	43		67	3.3	1.3	13:53 (4)
10	FREDIANI Thaissa		1.65/5'5"	24	5.8	43	0	71	1.8	1.8	14:27 (4)
11	FERREIRA Leidilania		1.87/6'2"	22	4.3	40	20		6.3	1.0	18:21 (4)
12	VASCONCELLOS Ingrid		1.85/6'1"	19	3.8	86		50	1.8	0.5	12:05 (4)
13	SIRTOLI Jennifer	F	1.84/6'0"	21	1.3	25	25		1.8	1.0	9:33 (4)
14	CICIARTE Maila		1.60/5'3"	20	3.3	45	0	60	2.3	1.5	13:20 (4)
15	ROCHA Dominick		1.83/6'0"	24	6.5	52	40	17	2.5	0.8	10:50 (4)
Team			1.78/5'10"	22.1	77.5	46	29	57	40.8	16.3	
Coach		CAMARGO NETO Joao									
Assistant Coach		LUZ Cintia									

BRA Played		
PR	CZE	63 - 86
PR	MLI	78 - 51
PR	USA	75 - 105
Q9	MGL	94 - 46

LEGEND

(1)	Point Guard	(2)	Shooting Guard	(3)	Small Forward	(4)	Power Forward	(5)	Centre
(C)	Captain	3FG%	3 Points Field Goals %	APG	Assists per Game	C	Centre	F	Forward
FG%	Field Goals %	FT%	Free Throws %	G	Guard	GP	Games Played	MPG	Minutes Played per Game
Pos	Playing Position	PPG	Points per Game	PR	Preliminary Round	RPG	Rebounds per Game		

Timing and Results provided by  TISSOT



Game No: 40

Results
Результаты

Attendance: 286

Match Duration: 1:36

UKR 76 vs 66 BRA

(22:6, 23:28, 23:15, 8:17)

Referee: IVANOVIC Ivana (SRB)

Commissioner:

Umpire: SHORT Thomas (USA) / MATSUMOTO Kihamu (JPN)

Scoring by 5 min intervals:	UKR	Q1		Q2		Q3		Q4	
		10	22	34	45	52	68	69	76
	BRA	4	6	23	34	45	49	55	66

UKR - Ukraine

No.	Name	MIN	Field Goals		2 Points		3 Points		Free Throws		Rebounds			AS	TO	ST	BS	PF	FD	PTS
			M / A	%	M / A	%	M / A	%	M / A	%	OR	DR	TOT							
*4	BILOTSERKIVSKA Arina	26:39	3/5	60	0/0	0	3/5	60	4/4	100	0	3	3	2	3	7	0	3	4	13
*5	SAMBURSKA Olena	29:14	2/9	22	1/5	20	1/4	25	4/4	100	3	2	5	5	1	0	0	1	4	9
6	MATSKO Krystyna	22:27	2/4	50	2/3	67	0/1	0	3/4	75	1	3	4	0	1	1	0	2	3	7
7	BOGDANOVA Anastasiia	13:21	0/3	0	0/1	0	0/2	0	0/0	0	1	2	3	3	0	0	0	0	1	0
*8	DOROGOBUZOVA Kateryna	27:34	5/13	38	5/10	50	0/3	0	0/1	0	1	3	4	1	3	0	1	4	3	10
*9	MAZNICHENKO Olga	32:59	5/10	50	3/6	50	2/4	50	3/3	100	3	6	9	1	2	0	0	2	2	15
10	RYMARENKO Kateryna	0:00	0/0	0	0/0	0	0/0	0	0/0	0	0	0	0	0	0	0	0	0	0	0
*12	MALASHENKO Olesia	30:29	7/12	58	5/8	63	2/4	50	3/6	50	1	2	3	4	4	0	3	2	5	19
13	KOLOTOVSKA Natalia	0:00	0/0	0	0/0	0	0/0	0	0/0	0	0	0	0	0	0	0	0	0	0	0
14	KOVALOVA Kateryna	5:46	0/2	0	0/1	0	0/1	0	0/0	0	1	0	1	0	1	0	0	1	0	0
15	NAZAREVYCH Alisa	11:31	1/3	33	1/3	33	0/0	0	1/2	50	1	2	3	0	1	1	0	1	2	3
Team / Coach											2	3	5							
Totals			25/61	41	17/37	46	8/24	33	18/24	75	14	26	40	16	16	9	4	16	24	76
Coach		CZECZURO Vadim																		
Assistant Coach		VOZNIUK Sergii																		

BRA - Brazil

No.	Name	MIN	Field Goals		2 Points		3 Points		Free Throws		Rebounds			AS	TO	ST	BS	PF	FD	PTS
			M / A	%	M / A	%	M / A	%	M / A	%	OR	DR	TOT							
*4	SILVA Ariane	27:05	2/6	33	1/2	50	1/4	25	2/2	100	0	0	0	4	2	0	0	4	2	7
*5	NASCIMENTO Monica	19:19	3/6	50	3/6	50	0/0	0	0/0	0	1	2	3	0	1	0	3	1	0	6
*6	SOUZA Luana	25:13	3/9	33	0/3	0	3/6	50	1/2	50	1	2	3	3	1	3	0	5	1	10
*7	ZABANI Leila	23:19	5/14	36	5/14	36	0/0	0	0/0	0	2	2	4	4	2	1	0	5	1	10
8	FERNANDES Ana	9:20	2/3	67	2/3	67	0/0	0	0/0	0	0	0	0	1	1	0	0	3	1	4
9	ARANTES Andressa	20:41	0/1	0	0/1	0	0/0	0	4/6	67	2	3	5	2	2	0	1	0	3	4
10	FREDIANI Thaissa	24:03	7/9	78	2/3	67	5/6	83	2/4	50	1	2	3	0	1	2	0	0	2	21
*11	FERREIRA Leidilania	32:53	2/5	40	2/5	40	0/0	0	0/0	0	0	7	7	0	1	1	0	3	6	4
12	VASCONCELLOS Ingrid	2:27	0/1	0	0/1	0	0/0	0	0/0	0	0	1	1	0	1	0	0	0	0	0
13	SIRTOLI Jennifer	11:00	0/1	0	0/1	0	0/0	0	0/0	0	0	0	0	0	2	1	0	2	0	0
14	CICIARTE Maila	0:00	0/0	0	0/0	0	0/0	0	0/0	0	0	0	0	0	0	0	0	0	0	0
15	ROCHA Dominick	4:40	0/2	0	0/2	0	0/0	0	0/0	0	0	0	0	0	2	0	0	1	0	0
Team / Coach											1	3	4		1					
Totals			24/57	42	15/41	37	9/16	56	9/14	64	8	22	30	14	17	8	4	24	16	66
Coach		CAMARGO NETO Joao																		
Assistant Coach		LUZ Cintia																		

	UKR	BRA
Points from Turnovers	9	15
Points in the Paint	24	26
Second Chance Points	9	7
Fast Break Points	2	0

	UKR	BRA
Biggest Lead	20	2
Biggest Scoring Run	13-0 (68-49)	8-0 (34-27)
Lead Changes		1
Times Tied		1

LEGEND			
%	Shooting Percentage	(C)	Captain
BS	Blocked Shots	DR	Defensive Rebounds
OR	Offensive Rebounds	OTx	Overtime
S	Suspended	ST	Steals
(I)	Injured	FD	Fouls Drawn
		PF	Fouls
		TO	Turnovers
*	Starters	M / A	Made / Attempts
		PTS	Points
		TOT	Total Rebounds
AS	Assists	MIN	Minutes Played
		Qx	Quarter Time

Timing and Results provided by TISSOT



Game No: 40

Shot Chart

Схема бросков

UKR 76 vs 66 BRA

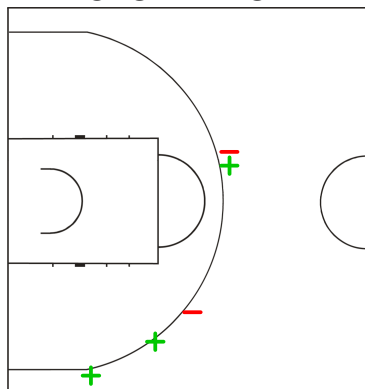
(22 - 6, 23 - 28, 23 - 15, 8 - 17)

Scoring by 5 min intervals:

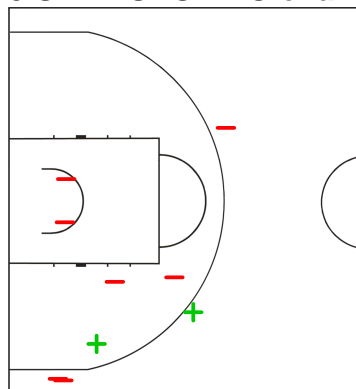
	Q1		Q2		Q3		Q4	
UKR	10	22	34	45	52	68	69	76
BRA	4	6	23	34	45	49	55	66

UKR - Ukraine

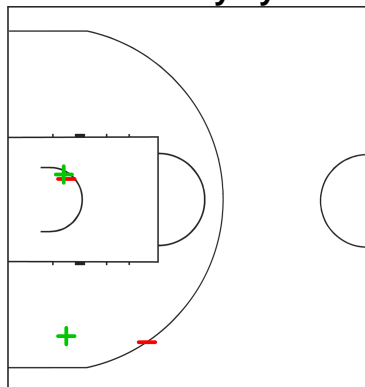
4 BILOTSEKIVSKA Arina



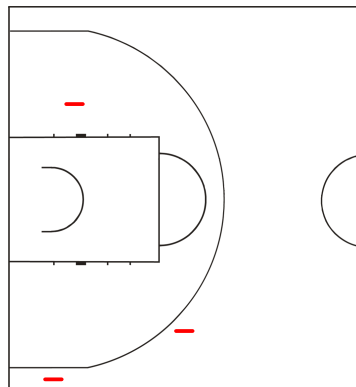
5 SAMBURSKA Olena



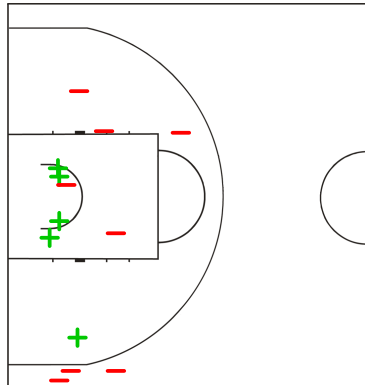
6 MATSKO Krystyna



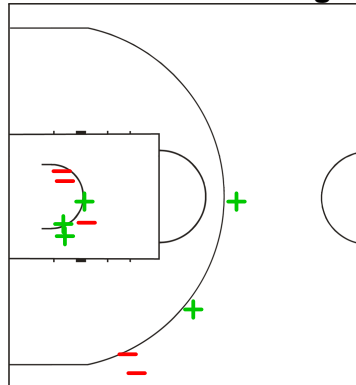
7 BOGDANOVA Anastasiia



8 DOROGOBUZOVA Kateryna



9 MAZNICHENKO Olga



LEGEND

+ Shot Made

-

Shot Missed

Timing and Results provided by **TISSOT**



Game No: 40

Shot Chart
Схема бросков

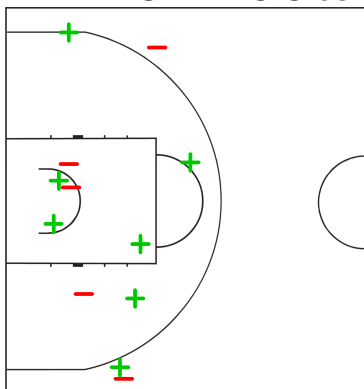
UKR 76 vs 66 BRA
(22 - 6, 23 - 28, 23 - 15, 8 - 17)

Scoring by 5 min intervals:

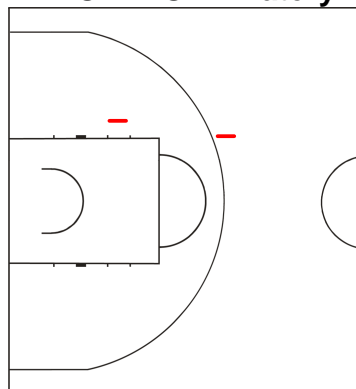
	Q1		Q2		Q3		Q4	
UKR	10	22	34	45	52	68	69	76
BRA	4	6	23	34	45	49	55	66

UKR - Ukraine

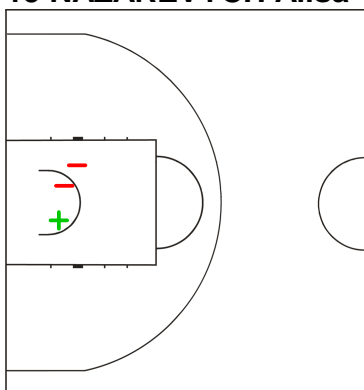
12 MALASHENKO Olesia



14 KOVALOVA Kateryna



15 NAZAREVYCH Alisa



LEGEND

+ Shot Made

- Shot Missed



Game No: 40

Shot Chart

Схема бросков

UKR 76 vs 66 BRA

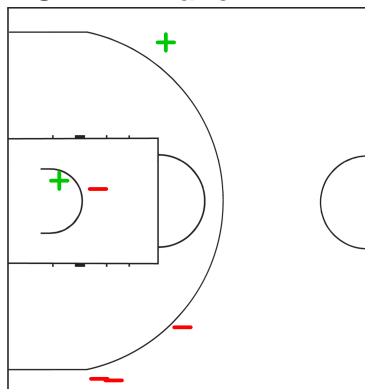
(22 - 6, 23 - 28, 23 - 15, 8 - 17)

Scoring by 5 min intervals:

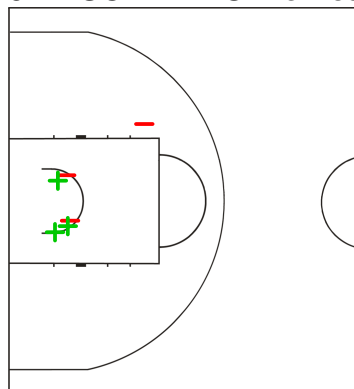
	Q1		Q2		Q3		Q4	
UKR	10	22	34	45	52	68	69	76
BRA	4	6	23	34	45	49	55	66

BRA - Brazil

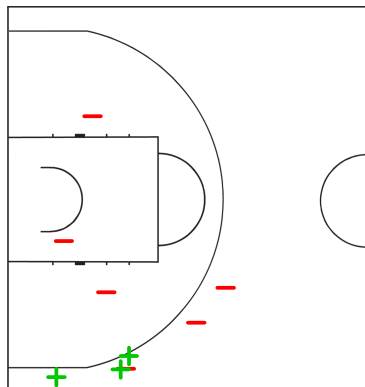
4 SILVA Ariane



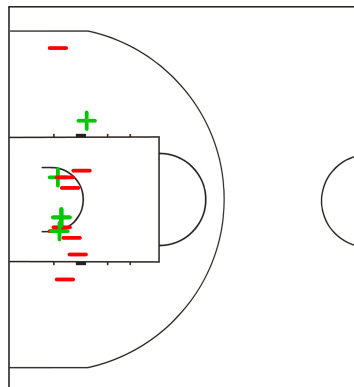
5 NASCIMENTO Monica



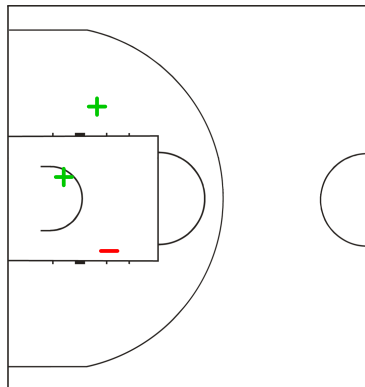
6 SOUZA Luana



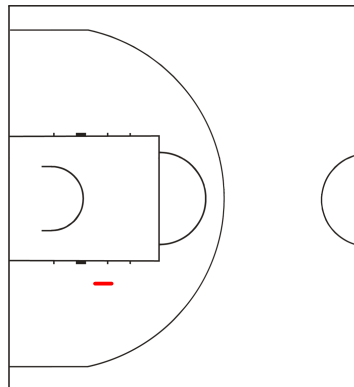
7 ZABANI Leila



8 FERNANDES Ana



9 ARANTES Andressa



LEGEND

+ Shot Made

-

Shot Missed

Timing and Results provided by **TISSOT**



Game No: 40

Shot Chart

Схема бросков

UKR 76 vs 66 BRA

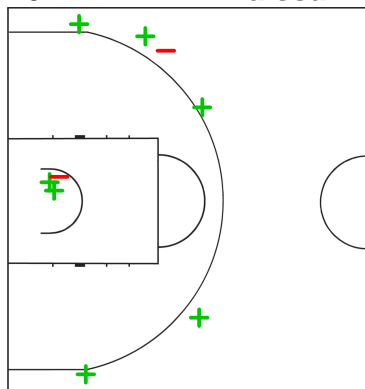
(22 - 6, 23 - 28, 23 - 15, 8 - 17)

Scoring by 5 min intervals:

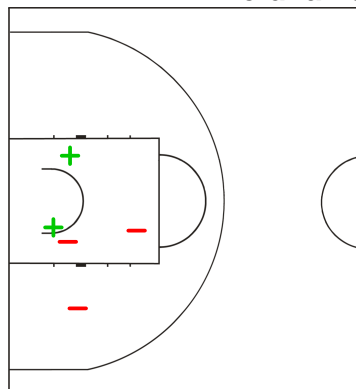
	Q1		Q2		Q3		Q4	
UKR	10	22	34	45	52	68	69	76
BRA	4	6	23	34	45	49	55	66

BRA - Brazil

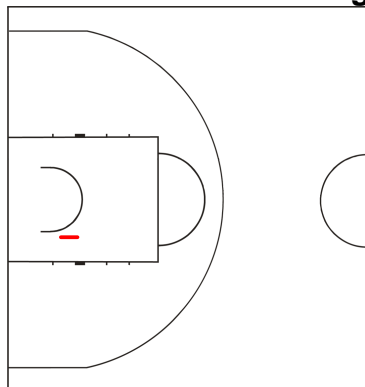
10 FREDIANI Thaissa



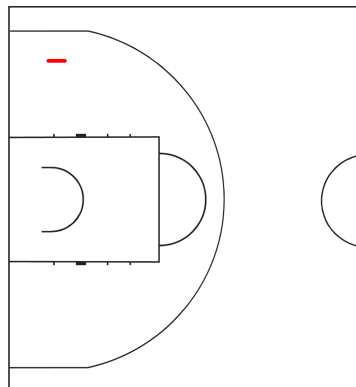
11 FERREIRA Leidilania



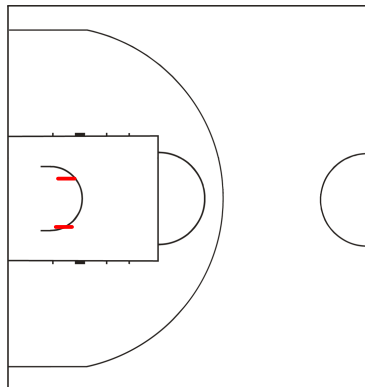
12 VASCONCELLOS Ingrid



13 SIRTOLI Jennifer



15 ROCHA Dominick



LEGEND

+ Shot Made

- Shot Missed

Timing and Results provided by **TISSOT**



Game No: 40

Lineup Analysis

Анализ

UKR 76 vs 66 BRA

UKR

Lineup efficiency

4	BILOTSERKIVSKA A	5	SAMBURSKA O	8	DOROGOBUZOVA K	9	MAZNIHENKO O	12	MALASHENKO O	10:17
4	BILOTSERKIVSKA A	5	SAMBURSKA O	6	MATSKO K	9	MAZNIHENKO O	12	MALASHENKO O	4:14
5	SAMBURSKA O	6	MATSKO K	7	BOGDANOVA A	9	MAZNIHENKO O	12	MALASHENKO O	3:46
4	BILOTSERKIVSKA A	5	SAMBURSKA O	8	DOROGOBUZOVA K	12	MALASHENKO O	15	NAZAREVYCH A	3:20
6	MATSKO K	7	BOGDANOVA A	8	DOROGOBUZOVA K	9	MAZNIHENKO O	14	KOVALOVA K	3:11
4	BILOTSERKIVSKA A	6	MATSKO K	8	DOROGOBUZOVA K	9	MAZNIHENKO O	12	MALASHENKO O	3:02
4	BILOTSERKIVSKA A	5	SAMBURSKA O	8	DOROGOBUZOVA K	9	MAZNIHENKO O	15	NAZAREVYCH A	2:21
5	SAMBURSKA O	6	MATSKO K	7	BOGDANOVA A	9	MAZNIHENKO O	15	NAZAREVYCH A	1:51
5	SAMBURSKA O	6	MATSKO K	7	BOGDANOVA A	12	MALASHENKO O	14	KOVALOVA K	1:30
6	MATSKO K	7	BOGDANOVA A	8	DOROGOBUZOVA K	9	MAZNIHENKO O	12	MALASHENKO O	1:24
4	BILOTSERKIVSKA A	6	MATSKO K	8	DOROGOBUZOVA K	12	MALASHENKO O	15	NAZAREVYCH A	1:06
4	BILOTSERKIVSKA A	5	SAMBURSKA O	6	MATSKO K	12	MALASHENKO O	14	KOVALOVA K	1:05
5	SAMBURSKA O	7	BOGDANOVA A	8	DOROGOBUZOVA K	9	MAZNIHENKO O	15	NAZAREVYCH A	0:50
6	MATSKO K	7	BOGDANOVA A	8	DOROGOBUZOVA K	9	MAZNIHENKO O	15	NAZAREVYCH A	0:49
4	BILOTSERKIVSKA A	8	DOROGOBUZOVA K	9	MAZNIHENKO O	12	MALASHENKO O	15	NAZAREVYCH A	0:45
4	BILOTSERKIVSKA A	6	MATSKO K	8	DOROGOBUZOVA K	9	MAZNIHENKO O	15	NAZAREVYCH A	0:29

Score development

4	BILOTSERKIVSKA A	6	MATSKO K	8	DOROGOBUZOVA K	9	MAZNIHENKO O	12	MALASHENKO O	3:02	+9
5	SAMBURSKA O	6	MATSKO K	7	BOGDANOVA A	9	MAZNIHENKO O	12	MALASHENKO O	3:46	+7
5	SAMBURSKA O	6	MATSKO K	7	BOGDANOVA A	9	MAZNIHENKO O	15	NAZAREVYCH A	1:51	+5
4	BILOTSERKIVSKA A	6	MATSKO K	8	DOROGOBUZOVA K	9	MAZNIHENKO O	15	NAZAREVYCH A	0:29	+3
4	BILOTSERKIVSKA A	5	SAMBURSKA O	8	DOROGOBUZOVA K	12	MALASHENKO O	15	NAZAREVYCH A	3:20	+3
4	BILOTSERKIVSKA A	8	DOROGOBUZOVA K	9	MAZNIHENKO O	12	MALASHENKO O	15	NAZAREVYCH A	0:45	+2
5	SAMBURSKA O	7	BOGDANOVA A	8	DOROGOBUZOVA K	9	MAZNIHENKO O	15	NAZAREVYCH A	0:50	+2
6	MATSKO K	7	BOGDANOVA A	8	DOROGOBUZOVA K	9	MAZNIHENKO O	14	KOVALOVA K	3:11	+2
6	MATSKO K	7	BOGDANOVA A	8	DOROGOBUZOVA K	9	MAZNIHENKO O	15	NAZAREVYCH A	0:49	0
4	BILOTSERKIVSKA A	5	SAMBURSKA O	8	DOROGOBUZOVA K	9	MAZNIHENKO O	12	MALASHENKO O	10:17	-1
4	BILOTSERKIVSKA A	5	SAMBURSKA O	6	MATSKO K	12	MALASHENKO O	14	KOVALOVA K	1:05	-2
4	BILOTSERKIVSKA A	6	MATSKO K	8	DOROGOBUZOVA K	12	MALASHENKO O	15	NAZAREVYCH A	1:06	-2
5	SAMBURSKA O	6	MATSKO K	7	BOGDANOVA A	12	MALASHENKO O	14	KOVALOVA K	1:30	-3
4	BILOTSERKIVSKA A	5	SAMBURSKA O	8	DOROGOBUZOVA K	9	MAZNIHENKO O	15	NAZAREVYCH A	2:21	-3
6	MATSKO K	7	BOGDANOVA A	8	DOROGOBUZOVA K	9	MAZNIHENKO O	12	MALASHENKO O	1:24	-5
4	BILOTSERKIVSKA A	5	SAMBURSKA O	6	MATSKO K	9	MAZNIHENKO O	12	MALASHENKO O	4:14	-7



Game No: 40

Lineup Analysis

Анализ

BRA

Lineup efficiency


4	SILVA A	5	NASCIMENTO M	6	SOUZA L	7	ZABANI L	11	FERREIRA L	12:28
4	SILVA A	7	ZABANI L	9	ARANTES A	10	FREDIANI T	11	FERREIRA L	4:09
4	SILVA A	6	SOUZA L	9	ARANTES A	10	FREDIANI T	11	FERREIRA L	3:09
5	NASCIMENTO M	8	FERNANDES A	10	FREDIANI T	13	SIRTOLI J	15	ROCHA D	2:27
4	SILVA A	8	FERNANDES A	9	ARANTES A	10	FREDIANI T	11	FERREIRA L	2:11
6	SOUZA L	9	ARANTES A	10	FREDIANI T	11	FERREIRA L	13	SIRTOLI J	2:06
8	FERNANDES A	9	ARANTES A	10	FREDIANI T	12	VASCONCELLOS I	13	SIRTOLI J	2:03
4	SILVA A	5	NASCIMENTO M	6	SOUZA L	11	FERREIRA L	13	SIRTOLI J	1:50
6	SOUZA L	8	FERNANDES A	9	ARANTES A	10	FREDIANI T	11	FERREIRA L	1:41
4	SILVA A	7	ZABANI L	9	ARANTES A	10	FREDIANI T	15	ROCHA D	1:39
4	SILVA A	6	SOUZA L	7	ZABANI L	9	ARANTES A	11	FERREIRA L	1:39
6	SOUZA L	7	ZABANI L	9	ARANTES A	10	FREDIANI T	11	FERREIRA L	1:30
5	NASCIMENTO M	7	ZABANI L	10	FREDIANI T	11	FERREIRA L	13	SIRTOLI J	1:20
5	NASCIMENTO M	6	SOUZA L	10	FREDIANI T	11	FERREIRA L	13	SIRTOLI J	0:50
7	ZABANI L	8	FERNANDES A	9	ARANTES A	10	FREDIANI T	15	ROCHA D	0:34
5	NASCIMENTO M	8	FERNANDES A	10	FREDIANI T	12	VASCONCELLOS I	13	SIRTOLI J	0:24

Score development

4	SILVA A	6	SOUZA L	9	ARANTES A	10	FREDIANI T	11	FERREIRA L	3:09	+4
4	SILVA A	6	SOUZA L	7	ZABANI L	9	ARANTES A	11	FERREIRA L	1:39	+3
4	SILVA A	8	FERNANDES A	9	ARANTES A	10	FREDIANI T	11	FERREIRA L	2:11	+3
6	SOUZA L	7	ZABANI L	9	ARANTES A	10	FREDIANI T	11	FERREIRA L	1:30	+2
4	SILVA A	7	ZABANI L	9	ARANTES A	10	FREDIANI T	15	ROCHA D	1:39	+2
4	SILVA A	7	ZABANI L	9	ARANTES A	10	FREDIANI T	11	FERREIRA L	4:09	+2
5	NASCIMENTO M	6	SOUZA L	10	FREDIANI T	11	FERREIRA L	13	SIRTOLI J	0:50	0
6	SOUZA L	8	FERNANDES A	9	ARANTES A	10	FREDIANI T	11	FERREIRA L	1:41	0
6	SOUZA L	9	ARANTES A	10	FREDIANI T	11	FERREIRA L	13	SIRTOLI J	2:06	0
5	NASCIMENTO M	8	FERNANDES A	10	FREDIANI T	13	SIRTOLI J	15	ROCHA D	2:27	-2
5	NASCIMENTO M	8	FERNANDES A	10	FREDIANI T	12	VASCONCELLOS I	13	SIRTOLI J	0:24	-3
7	ZABANI L	8	FERNANDES A	9	ARANTES A	10	FREDIANI T	15	ROCHA D	0:34	-3
5	NASCIMENTO M	7	ZABANI L	10	FREDIANI T	11	FERREIRA L	13	SIRTOLI J	1:20	-4
8	FERNANDES A	9	ARANTES A	10	FREDIANI T	12	VASCONCELLOS I	13	SIRTOLI J	2:03	-4
4	SILVA A	5	NASCIMENTO M	6	SOUZA L	11	FERREIRA L	13	SIRTOLI J	1:50	-5
4	SILVA A	5	NASCIMENTO M	6	SOUZA L	7	ZABANI L	11	FERREIRA L	12:28	-5

LEGEND

+ Shot Made - Shot Missed

Timing and Results provided by  TISSOT



Game No: 35

Start List

Стартовый список

USA vs AUS

Referee: VECHERSKIS Mindaugas (LTU)

Umpire: DINIZ Karla (BRA) / OLIVEROS HENRIQUEZ Rodrigo Miguel (CHI)

USA - United States

No.	Name	Pos	Height m / ft in	Age	Current Games Statistics						
					PPG	FG%	3FG%	FT%	RPG	APG	MPG (GP)
4	SIMS Odyssey	G	/	21	11.5	52	25	89	1.0	6.3	20:50 (4)
5	MASSENGALE Ariel	G	/	20	5.5	58	50	75	1.0	2.5	19:19 (4)
6	HARTLEY Bria	G	/	20	12.5	47	43	80	3.3	3.5	21:54 (4)
7	ELLENBERG-WILEY Aaryn	G	/	20	11.5	44	38	67	3.5	0.5	19:02 (4)
8	SCHIMMEL Shoni	G	/	21	5.8	53	17	100	1.3	3.5	15:08 (4)
9	BRADFORD Crystal	G	/	19	10.0	61	25	33	5.8	1.3	15:04 (4)
10	HOOPER Jordan	F	/	21	6.3	42	25	33	5.3	0.5	13:08 (4)
11	LEWIS Kaleena	F	/	19	12.8	57	33	100	6.5	1.5	20:17 (4)
12	GRAY Reshanda	F	/	20	6.0	85		67	2.8	0.3	9:38 (4)
13	LISTON Patricia	G	/	21	11.8	50	45	100	3.5	1.3	17:08 (4)
14	HARBERTS Cassandra	F	/	21	8.0	75		80	3.5	1.0	17:03 (4)
15	PLAISANCE Theresa	F	/	21	5.8	64		100	5.8	0.8	11:26 (4)
Team			/	20.3	107.3	54	36	82	48.8	22.8	
Coach		COALE Sherri									
Assistant Coach		GIORGIS Brian									

USA Played		
PR	MLI	120 - 32
PR	CZE	101 - 61
PR	BRA	105 - 75
QF	SWE	103 - 72


AUS - Australia

No.	Name	Pos	Height m / ft in	Age	Current Games Statistics						
					PPG	FG%	3FG%	FT%	RPG	APG	MPG (GP)
4	THOMPSON Olivia	C	/	20	10.5	71		100	4.0	0.5	12:54 (4)
5	MANSFIELD Lauren	G	/	23	1.3	13	0	75	2.3	1.8	13:28 (4)
6	LANGFORD Emma	C	/	24	4.5	26		100	3.8	1.0	14:00 (4)
7	LAVEY Tessa	F	/	20	5.5	35	20	100	2.0	4.8	22:55 (4)
8	CUMMING Stephanie	G	/	22	9.3	42	25	100	4.3	2.8	23:25 (4)
9	MADGEN Tess	F	/	22	16.7	73	75	50	5.0	4.3	25:49 (3)
10	KUNEK Alice	F	/	22	15.3	69	57	87	5.8	1.3	22:12 (4)
12	EBZERY Katie	F	/	23	9.3	52	50	100	3.3	2.8	19:24 (4)
13	BURTON Natalie	C	/	24	3.5	63		80	3.8	0.3	15:48 (4)
14	TOLO Marianna	F	/	24	7.8	70		50	5.0	1.3	18:38 (4)
15	BLICAVS Sara	F	/	20	5.8	42	0	50	5.3	1.0	17:49 (4)
Team			/	22.2	85.0	52	40	85	47.3	20.5	
Coach		BROWN Philip									
Assistant Coach		LUCAS Christopher									

AUS Played		
PR	HUN	79 - 53
PR	CHN	94 - 45
PR	FIN	95 - 46
QF	CAN	72 - 58

LEGEND

(1)	Point Guard	(2)	Shooting Guard	(3)	Small Forward	(4)	Power Forward	(5)	Centre
(C)	Captain	3FG%	3 Points Field Goals %	APG	Assists per Game	C	Centre	F	Forward
FG%	Field Goals %	FT%	Free Throws %	G	Guard	GP	Games Played	MPG	Minutes Played per Game
Pos	Playing Position	PPG	Points per Game	PR	Preliminary Round	QF	Quarterfinal	RPG	Rebounds per Game
SF	Semifinal								

Timing and Results provided by  TISSOT



Game No: 35

Results
Результаты

Attendance: 2500

Match Duration: 1:52

USA 79 vs 78 AUS
(13:20, 19:13, 30:16, 17:29)

Referee: VECHERSKIS Mindaugas (LTU) Commissioner:
Umpire: DINIZ Karla (BRA) / OLIVEROS HENRIQUEZ Rodrigo Miguel (CHI)

Scoring by 5 min intervals:	USA	Q1	Q2	Q3	Q4
		4 13	23 32	46 62	71 79
	AUS	13 20	25 33	39 49	64 78

USA - United States

No.	Name	MIN	Field Goals		2 Points		3 Points		Free Throws		Rebounds			AS	TO	ST	BS	PF	FD	PTS
			M/A	%	M/A	%	M/A	%	M/A	%	OR	DR	TOT							
*4	SIMS Odyssey	32:12	8/16	50	8/14	57	0/2	0	4/4	100	0	6	6	4	2	2	0	3	5	20
5	MASSENDALE Ariel	11:11	0/2	0	0/1	0	0/1	0	0/0	0	0	1	1	0	3	0	0	1	0	0
*6	HARTLEY Bria	35:17	4/13	31	3/8	38	1/5	20	5/6	83	0	1	1	5	1	1	0	3	5	14
*7	ELLENBERG-WILEY Aaryn	17:18	2/6	33	1/3	33	1/3	33	2/2	100	0	1	1	0	4	1	0	1	2	7
8	SCHIMMEL Shoni	0:00	0/0	0	0/0	0	0/0	0	0/0	0	0	0	0	0	0	0	0	0	0	0
9	BRADFORD Crystal	14:32	4/8	50	4/7	57	0/1	0	1/2	50	1	2	3	0	1	1	1	1	1	9
10	HOOPER Jordan	11:06	2/3	67	2/3	67	0/0	0	1/2	50	2	3	5	0	0	1	0	2	2	5
*11	LEWIS Kaleena	35:05	4/12	33	3/7	43	1/5	20	3/4	75	3	8	11	2	2	1	1	3	2	12
12	GRAY Reshanda	0:55	0/0	0	0/0	0	0/0	0	0/0	0	0	0	0	0	0	0	0	2	0	0
13	LISTON Patricia	7:47	0/3	0	0/2	0	0/1	0	0/0	0	1	0	1	1	0	0	0	1	0	0
*14	HARBERTS Cassandra	19:09	1/4	25	1/4	25	0/0	0	0/0	0	0	2	2	0	0	0	1	2	0	2
15	PLAISANCE Theresa	15:28	3/5	60	2/4	50	1/1	100	3/4	75	1	2	3	0	0	1	0	5	4	10
Team / Coach											3	6	9							
Totals			28/72	39	24/53	45	4/19	21	19/24	79	11	32	43	12	13	8	3	24	21	79

Coach	COALE Sherri
Assistant Coach	GIORGIS Brian

AUS - Australia

No.	Name	MIN	Field Goals		2 Points		3 Points		Free Throws		Rebounds			AS	TO	ST	BS	PF	FD	PTS
			M/A	%	M/A	%	M/A	%	M/A	%	OR	DR	TOT							
4	THOMPSON Olivia	0:00	0/0	0	0/0	0	0/0	0	0/0	0	0	0	0	0	0	0	0	0	0	0
5	MANSFIELD Lauren	0:00	0/0	0	0/0	0	0/0	0	0/0	0	0	0	0	0	0	0	0	0	0	0
6	LANGFORD Emma	0:00	0/0	0	0/0	0	0/0	0	0/0	0	0	0	0	0	0	0	0	0	0	0
7	LAVEY Tessa	15:43	1/3	33	1/2	50	0/1	0	0/0	0	0	1	1	1	2	0	0	1	0	2
*8	CUMMING Stephanie	35:22	3/12	25	2/11	18	1/1	100	2/3	67	1	3	4	2	3	3	0	3	2	9
*9	MADGEN Tess	36:05	5/14	36	5/11	45	0/3	0	2/2	100	0	5	5	6	1	0	0	2	2	12
*10	KUNEK Alice	37:22	5/16	31	3/10	30	2/6	33	8/8	100	3	6	9	1	1	0	0	4	6	20
*12	EBZERY Katie	28:56	3/5	60	3/5	60	0/0	0	4/5	80	1	7	8	2	5	0	1	2	5	10
13	BURTON Natalie	8:01	1/1	100	1/1	100	0/0	0	2/2	100	0	1	1	0	0	0	1	2	1	4
*14	TOLO Marianna	21:09	5/10	50	5/10	50	0/0	0	6/7	86	3	4	7	1	1	1	1	4	6	16
15	BLICAVS Sara	17:22	1/6	17	1/6	17	0/0	0	3/4	75	2	5	7	1	0	0	1	3	2	5
Team / Coach											3	3	6		3					
Totals			24/67	36	21/56	38	3/11	27	27/31	87	13	35	48	14	16	4	4	21	24	78

Coach	BROWN Philip
Assistant Coach	LUCAS Christopher

	USA	AUS
Points from Turnovers	13	14
Points in the Paint	42	34
Second Chance Points	14	8
Fast Break Points	18	9

	USA	AUS
Biggest Lead	17	11
Biggest Scoring Run	7-0 (48-39)	12-0 (76-78)
Lead Changes	9	
Times Tied	2	

LEGEND			
%	Shooting Percentage	(C)	Captain
BS	Blocked Shots	DR	Defensive Rebounds
OR	Offensive Rebounds	OTx	Overtime
S	Suspended	ST	Steals
(I)	Injured	FD	Fouls Drawn
		PF	Fouls
		TO	Turnovers
*	Starters	M / A	Made / Attempts
		PTS	Points
		TOT	Total Rebounds
AS	Assists	MIN	Minutes Played
		Qx	Quarter Time

Timing and Results provided by TISSOT



Game No: 35

Shot Chart
Схема бросков

USA 79 vs 78 AUS

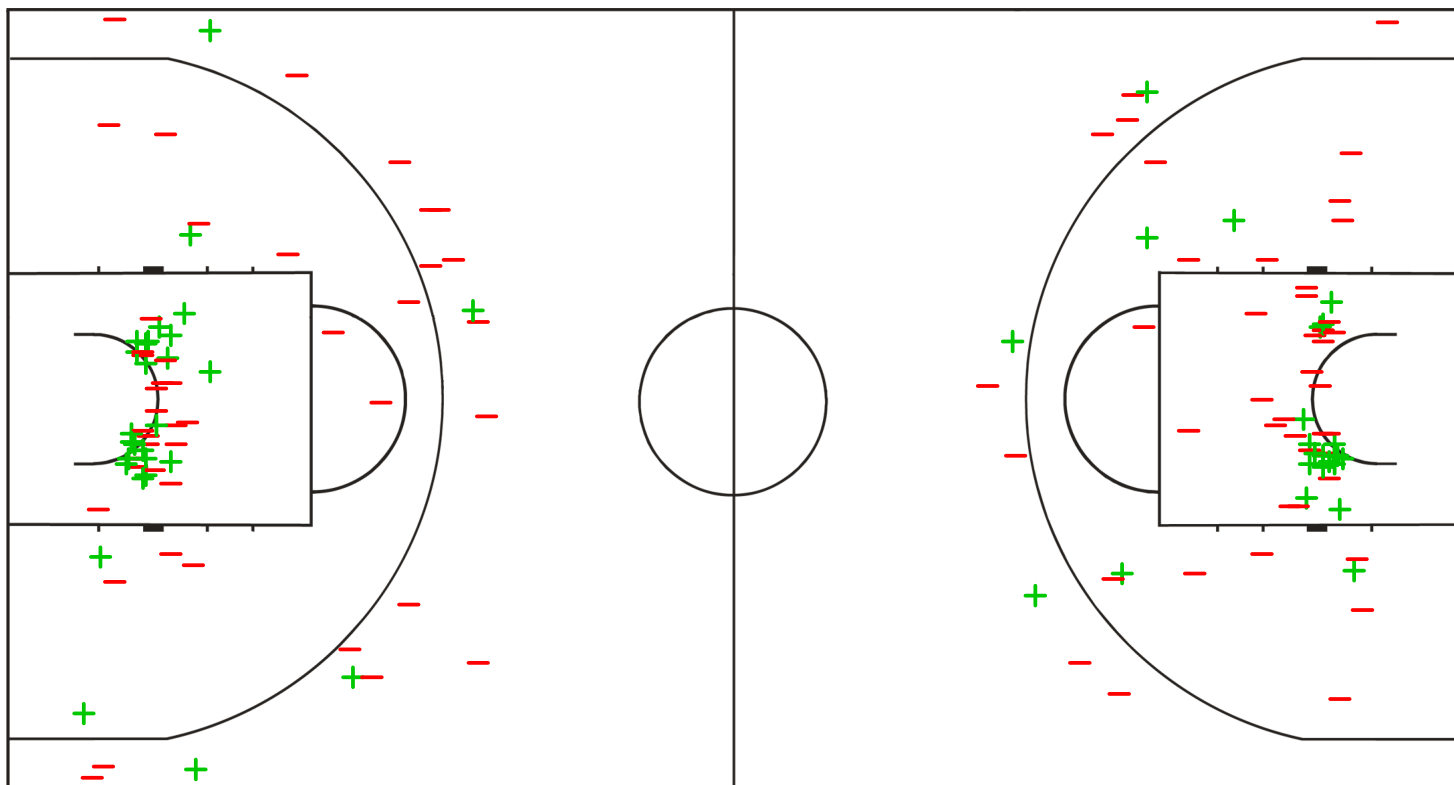
(13 - 20, 19 - 13, 30 - 16, 17 - 29)

Scoring by 5 min intervals:

	Q1		Q2		Q3		Q4	
USA	4	13	23	32	46	62	71	79
AUS	13	20	25	33	39	49	64	78

USA - United States

AUS - Australia



LEGEND

+ Shot Made

- Shot Missed

Timing and Results provided by **TISSOT**



Game No: 35

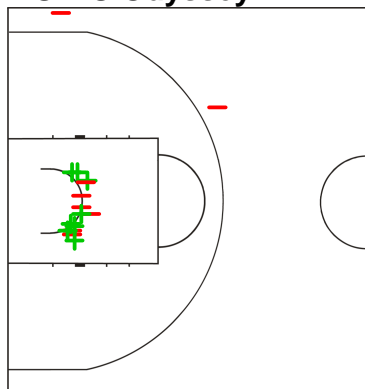
Shot Chart
Схема бросков

USA 79 vs 78 AUS
(13 - 20, 19 - 13, 30 - 16, 17 - 29)

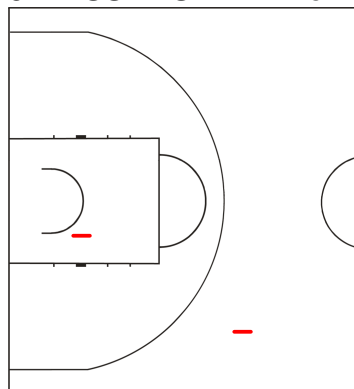
		Q1		Q2		Q3		Q4	
Scoring by 5 min intervals:	USA	4	13	23	32	46	62	71	79
	AUS	13	20	25	33	39	49	64	78

USA - United States

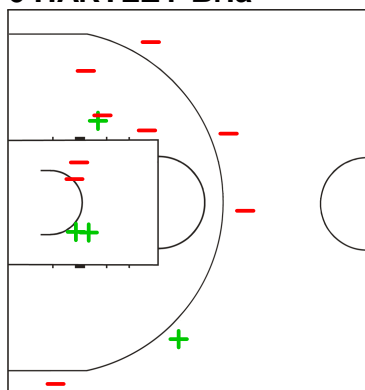
4 SIMS Odyssey



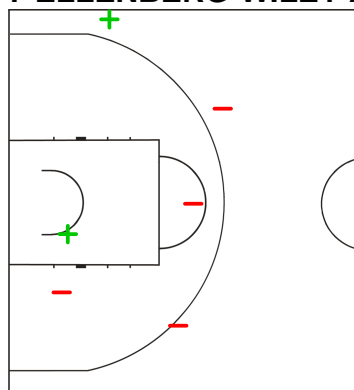
5 MASSENGALE Ariel



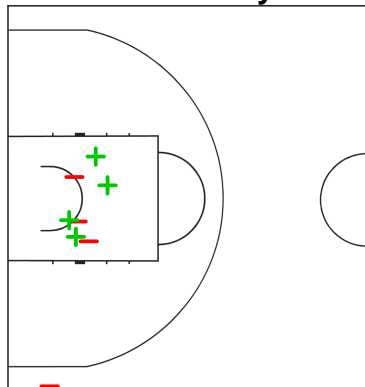
6 HARTLEY Bria



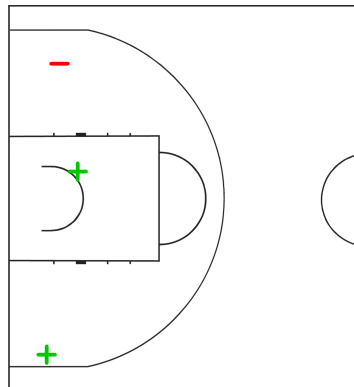
7 ELLENBERG-WILEY Aaryn



9 BRADFORD Crystal



10 HOOPER Jordan



LEGEND

+ Shot Made

- Shot Missed

Timing and Results provided by **TISSOT**



Game No: 35

Shot Chart
Схема бросков

USA 79 vs 78 AUS

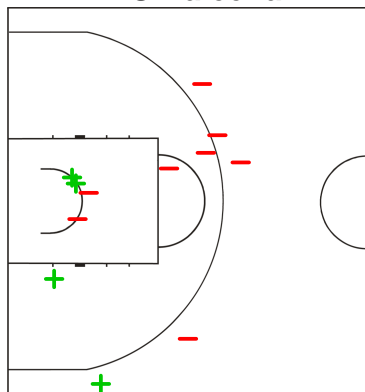
(13 - 20, 19 - 13, 30 - 16, 17 - 29)

Scoring by 5 min intervals:

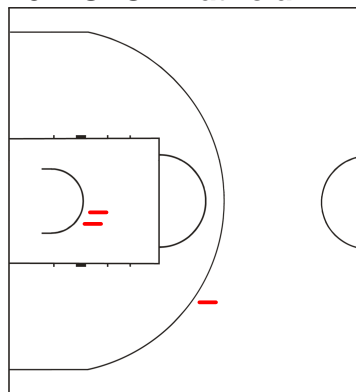
	Q1		Q2		Q3		Q4	
USA	4	13	23	32	46	62	71	79
AUS	13	20	25	33	39	49	64	78

USA - United States

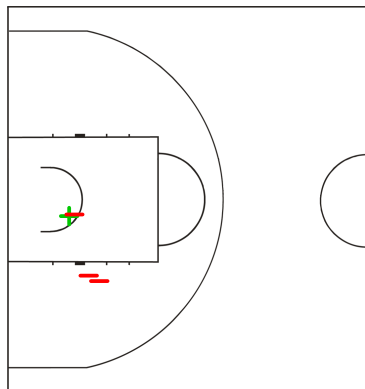
11 LEWIS Kaleena



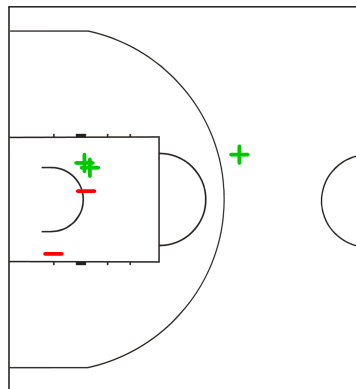
13 LISTON Patricia



14 HARBERTS Cassandra



15 PLAISANCE Theresa



LEGEND

+ Shot Made

- Shot Missed

Timing and Results provided by **TISSOT**



Game No: 35

Shot Chart
Схема бросков

USA 79 vs 78 AUS

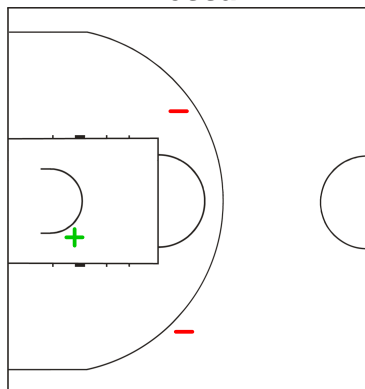
(13 - 20, 19 - 13, 30 - 16, 17 - 29)

Scoring by 5 min intervals:

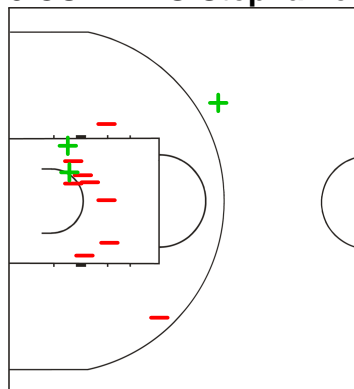
	Q1		Q2		Q3		Q4	
USA	4	13	23	32	46	62	71	79
AUS	13	20	25	33	39	49	64	78

AUS - Australia

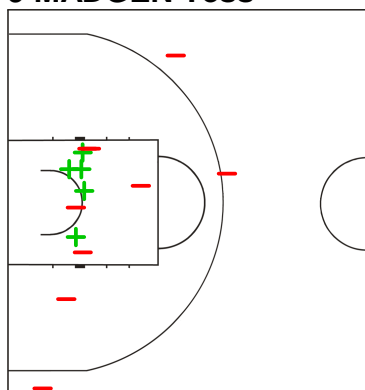
7 LAVEY Tessa



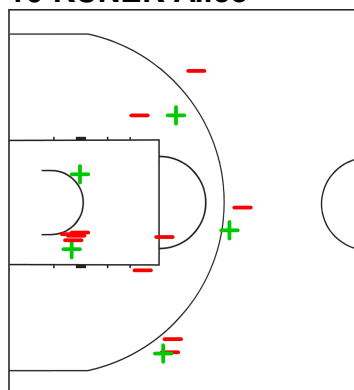
8 CUMMING Stephanie



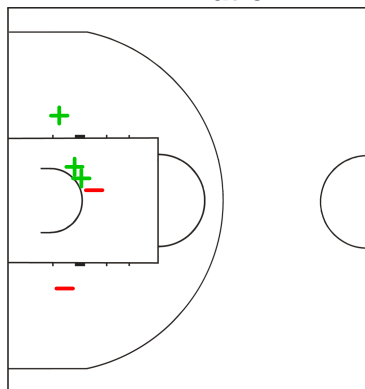
9 MADGEN Tess



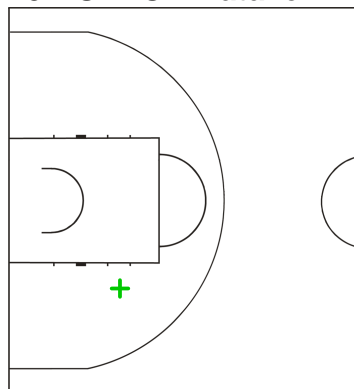
10 KUNEK Alice



12 EBZERY Katie



13 BURTON Natalie



LEGEND

+ Shot Made

-

Shot Missed

Timing and Results provided by TISSOT



Game No: 35

Shot Chart
Схема бросков

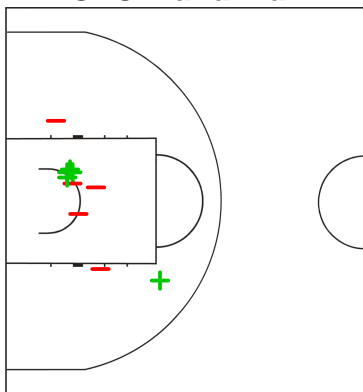
USA 79 vs 78 AUS

(13 - 20, 19 - 13, 30 - 16, 17 - 29)

Scoring by 5 min intervals:

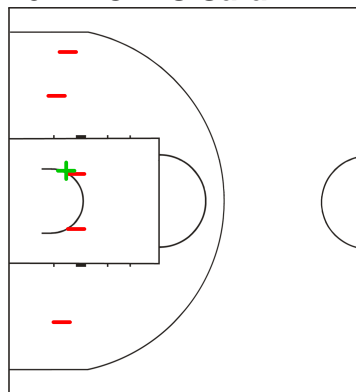
	Q1		Q2		Q3		Q4	
USA	4	13	23	32	46	62	71	79
AUS	13	20	25	33	39	49	64	78

14 TOLO Marianna



AUS - Australia

15 BLICAVS Sara



LEGEND

+ Shot Made

- Shot Missed



Game No: 35

Lineup Analysis

Анализ

USA 79 vs 78 AUS

USA

Lineup efficiency

4	SIMS O	6	HARTLEY B	7	ELLENBERG-WILEY A	11	LEWIS K	14	HARBERTS C	11:25
4	SIMS O	6	HARTLEY B	9	BRADFORD C	11	LEWIS K	14	HARBERTS C	4:28
4	SIMS O	5	MASSENGALE A	6	HARTLEY B	11	LEWIS K	15	PLAISANCE T	2:57
4	SIMS O	6	HARTLEY B	9	BRADFORD C	11	LEWIS K	15	PLAISANCE T	2:53
5	MASSENGALE A	6	HARTLEY B	7	ELLENBERG-WILEY A	10	HOOPER J	11	LEWIS K	2:29
5	MASSENGALE A	9	BRADFORD C	10	HOOPER J	13	LISTON P	15	PLAISANCE T	2:18
4	SIMS O	6	HARTLEY B	9	BRADFORD C	10	HOOPER J	11	LEWIS K	1:59
4	SIMS O	6	HARTLEY B	7	ELLENBERG-WILEY A	13	LISTON P	14	HARBERTS C	1:39
5	MASSENGALE A	6	HARTLEY B	9	BRADFORD C	11	LEWIS K	15	PLAISANCE T	1:30
4	SIMS O	6	HARTLEY B	10	HOOPER J	11	LEWIS K	14	HARBERTS C	1:22
4	SIMS O	6	HARTLEY B	7	ELLENBERG-WILEY A	11	LEWIS K	15	PLAISANCE T	1:13
4	SIMS O	9	BRADFORD C	11	LEWIS K	13	LISTON P	15	PLAISANCE T	1:05
4	SIMS O	10	HOOPER J	11	LEWIS K	13	LISTON P	15	PLAISANCE T	1:01
5	MASSENGALE A	6	HARTLEY B	10	HOOPER J	11	LEWIS K	15	PLAISANCE T	0:57
4	SIMS O	6	HARTLEY B	10	HOOPER J	11	LEWIS K	15	PLAISANCE T	0:45
4	SIMS O	6	HARTLEY B	7	ELLENBERG-WILEY A	12	GRAY R	13	LISTON P	0:32
4	SIMS O	6	HARTLEY B	11	LEWIS K	13	LISTON P	15	PLAISANCE T	0:27
4	SIMS O	5	MASSENGALE A	6	HARTLEY B	12	GRAY R	13	LISTON P	0:23
5	MASSENGALE A	9	BRADFORD C	11	LEWIS K	13	LISTON P	15	PLAISANCE T	0:19
5	MASSENGALE A	6	HARTLEY B	10	HOOPER J	11	LEWIS K	14	HARBERTS C	0:15
4	SIMS O	5	MASSENGALE A	6	HARTLEY B	13	LISTON P	15	PLAISANCE T	0:03

Score development

4	SIMS O	9	BRADFORD C	11	LEWIS K	13	LISTON P	15	PLAISANCE T	1:05	+5
4	SIMS O	6	HARTLEY B	9	BRADFORD C	11	LEWIS K	14	HARBERTS C	4:28	+4
4	SIMS O	6	HARTLEY B	10	HOOPER J	11	LEWIS K	15	PLAISANCE T	0:45	+2
4	SIMS O	10	HOOPER J	11	LEWIS K	13	LISTON P	15	PLAISANCE T	1:01	+2
4	SIMS O	6	HARTLEY B	7	ELLENBERG-WILEY A	13	LISTON P	14	HARBERTS C	1:39	+2
5	MASSENGALE A	6	HARTLEY B	7	ELLENBERG-WILEY A	10	HOOPER J	11	LEWIS K	2:29	+2
4	SIMS O	5	MASSENGALE A	6	HARTLEY B	11	LEWIS K	15	PLAISANCE T	2:57	+2
4	SIMS O	5	MASSENGALE A	6	HARTLEY B	12	GRAY R	13	LISTON P	0:23	+1
5	MASSENGALE A	6	HARTLEY B	9	BRADFORD C	11	LEWIS K	15	PLAISANCE T	1:30	+1
4	SIMS O	6	HARTLEY B	9	BRADFORD C	10	HOOPER J	11	LEWIS K	1:59	+1
4	SIMS O	5	MASSENGALE A	6	HARTLEY B	13	LISTON P	15	PLAISANCE T	0:03	0
4	SIMS O	6	HARTLEY B	11	LEWIS K	13	LISTON P	15	PLAISANCE T	0:27	0
4	SIMS O	6	HARTLEY B	10	HOOPER J	11	LEWIS K	14	HARBERTS C	1:22	-1
5	MASSENGALE A	9	BRADFORD C	10	HOOPER J	13	LISTON P	15	PLAISANCE T	2:18	-1
4	SIMS O	6	HARTLEY B	9	BRADFORD C	11	LEWIS K	15	PLAISANCE T	2:53	0
5	MASSENGALE A	9	BRADFORD C	11	LEWIS K	13	LISTON P	15	PLAISANCE T	0:19	-2
4	SIMS O	6	HARTLEY B	7	ELLENBERG-WILEY A	12	GRAY R	13	LISTON P	0:32	-2
5	MASSENGALE A	6	HARTLEY B	10	HOOPER J	11	LEWIS K	14	HARBERTS C	0:15	-3
4	SIMS O	6	HARTLEY B	7	ELLENBERG-WILEY A	11	LEWIS K	15	PLAISANCE T	1:13	-3
4	SIMS O	6	HARTLEY B	7	ELLENBERG-WILEY A	11	LEWIS K	14	HARBERTS C	11:25	-4
5	MASSENGALE A	6	HARTLEY B	10	HOOPER J	11	LEWIS K	15	PLAISANCE T	0:57	-5



Game No: 35

Lineup Analysis

Анализ

AUS

Lineup efficiency


8 CUMMING S	9 MADGEN T	10 KUNEK A	12 EBZERY K	14 TOLO M	14:31
7 LAVEY T	8 CUMMING S	9 MADGEN T	10 KUNEK A	15 BLICAVS S	4:43
8 CUMMING S	9 MADGEN T	10 KUNEK A	12 EBZERY K	15 BLICAVS S	3:58
7 LAVEY T	8 CUMMING S	9 MADGEN T	10 KUNEK A	14 TOLO M	3:07
7 LAVEY T	9 MADGEN T	10 KUNEK A	12 EBZERY K	13 BURTON N	1:32
8 CUMMING S	10 KUNEK A	12 EBZERY K	14 TOLO M	15 BLICAVS S	1:30
7 LAVEY T	9 MADGEN T	10 KUNEK A	12 EBZERY K	15 BLICAVS S	1:24
7 LAVEY T	8 CUMMING S	9 MADGEN T	10 KUNEK A	13 BURTON N	1:23
9 MADGEN T	10 KUNEK A	12 EBZERY K	13 BURTON N	15 BLICAVS S	1:10
7 LAVEY T	8 CUMMING S	9 MADGEN T	13 BURTON N	15 BLICAVS S	1:08
8 CUMMING S	9 MADGEN T	10 KUNEK A	12 EBZERY K	13 BURTON N	1:07
8 CUMMING S	10 KUNEK A	12 EBZERY K	13 BURTON N	15 BLICAVS S	0:54
8 CUMMING S	9 MADGEN T	12 EBZERY K	13 BURTON N	15 BLICAVS S	0:47
7 LAVEY T	8 CUMMING S	10 KUNEK A	12 EBZERY K	14 TOLO M	0:46
7 LAVEY T	8 CUMMING S	10 KUNEK A	12 EBZERY K	15 BLICAVS S	0:45
7 LAVEY T	8 CUMMING S	9 MADGEN T	14 TOLO M	15 BLICAVS S	0:43
9 MADGEN T	10 KUNEK A	12 EBZERY K	14 TOLO M	15 BLICAVS S	0:20
7 LAVEY T	9 MADGEN T	10 KUNEK A	12 EBZERY K	14 TOLO M	0:12

Score development

8 CUMMING S	9 MADGEN T	10 KUNEK A	12 EBZERY K	14 TOLO M	14:31	+11
7 LAVEY T	8 CUMMING S	9 MADGEN T	10 KUNEK A	14 TOLO M	3:07	+6
8 CUMMING S	9 MADGEN T	10 KUNEK A	12 EBZERY K	13 BURTON N	1:07	+3
7 LAVEY T	8 CUMMING S	9 MADGEN T	14 TOLO M	15 BLICAVS S	0:43	+1
7 LAVEY T	8 CUMMING S	10 KUNEK A	12 EBZERY K	14 TOLO M	0:46	+1
8 CUMMING S	10 KUNEK A	12 EBZERY K	13 BURTON N	15 BLICAVS S	0:54	+1
9 MADGEN T	10 KUNEK A	12 EBZERY K	13 BURTON N	15 BLICAVS S	1:10	+1
8 CUMMING S	10 KUNEK A	12 EBZERY K	14 TOLO M	15 BLICAVS S	1:30	+1
7 LAVEY T	9 MADGEN T	10 KUNEK A	12 EBZERY K	14 TOLO M	0:12	0
7 LAVEY T	8 CUMMING S	10 KUNEK A	12 EBZERY K	15 BLICAVS S	0:45	0
8 CUMMING S	9 MADGEN T	12 EBZERY K	13 BURTON N	15 BLICAVS S	0:47	0
7 LAVEY T	8 CUMMING S	9 MADGEN T	13 BURTON N	15 BLICAVS S	1:08	-1
7 LAVEY T	9 MADGEN T	10 KUNEK A	12 EBZERY K	15 BLICAVS S	1:24	-1
9 MADGEN T	10 KUNEK A	12 EBZERY K	14 TOLO M	15 BLICAVS S	0:20	-2
7 LAVEY T	8 CUMMING S	9 MADGEN T	10 KUNEK A	13 BURTON N	1:23	-2
7 LAVEY T	9 MADGEN T	10 KUNEK A	12 EBZERY K	13 BURTON N	1:32	-5
7 LAVEY T	8 CUMMING S	9 MADGEN T	10 KUNEK A	15 BLICAVS S	4:43	-7
8 CUMMING S	9 MADGEN T	10 KUNEK A	12 EBZERY K	15 BLICAVS S	3:58	-8

LEGEND

+ Shot Made - Shot Missed

Timing and Results provided by  TISSOT



Result Book

27th Summer Universiade in Kazan 2013



Basketball

Women's Finals





Game No: 43

Start List

Стартовый список

POL vs BRA

Referee: VETROV Evgeny (RUS)

Umpire: PAULIK Robert (CZE) / RODSAND Torkild (NOR)

POL - Poland

No.	Name	Pos	Height m / ft in	Age	Current Games Statistics						
					PPG	FG%	3FG%	FT%	RPG	APG	MPG (GP)
4	KRZYZANIAK Milena	G	1.64/5'5"	23	3.8	21	33	63	3.6	3.6	25:28 (5)
5	MARKIEWICZ Joanna	F	1.84/6'0"	22	5.4	38	13	75	3.0	1.6	17:05 (5)
6	COSENGUE CASIMIRO Ramona	G	1.70/5'7"	20	4.3	24	0	60	2.0	1.7	17:06 (3)
7	TREBICKA Claudia	G	1.76/5'9"	23	3.4	27	0	83	1.8	1.2	12:02 (5)
8	SNIEZEK Agnieszka	G	1.76/5'9"	21	9.6	77		62	3.0	2.0	22:44 (5)
9	MANKOWSKA Marta	G	1.80/5'11"	22	3.6	35	33	33	1.4	0.2	13:19 (5)
10	SCHMIDT Roksana	F	1.80/5'11"	20	6.8	32	29	78	1.2	0.8	16:04 (5)
11	SKOWRONEK Barbara	C	1.87/6'2"	22	4.4	35		67	2.8	0.4	13:22 (5)
12	BIENIEK Monika	F	1.81/5'11"	20	0.8	0	0	67	2.0	1.6	11:04 (5)
13	SOSNOWSKA Klaudia	F	1.86/6'1"	23	7.4	45	36	71	5.4	2.4	22:38 (5)
14	SZCZEPANIK Agata	C	1.93/6'4"	21	8.2	47	0	64	5.0	0.6	17:03 (5)
15	STELMACH Martyna	C	1.89/6'2"	21	10.6	49	33	63	4.4	1.4	18:51 (5)
Team			1.81/5'11"	21.5	66.6	40	25	66	42.8	16.8	
Coach		ZIEMINSKI Adam									
Assistant Coach		RACZYNSKI Dariusz					BARANSKI Ryszard				

POL Played		
PR	SWE	48 - 69
PR	RUS	37 - 74
PR	MGL	117 - 44
Q9	MLI	82 - 52
S9	CHN	49 - 57

BRA - Brazil

No.	Name	Pos	Height m / ft in	Age	Current Games Statistics						
					PPG	FG%	3FG%	FT%	RPG	APG	MPG (GP)
4	SILVA Ariane		1.70/5'7"	24	11.4	45	33	87	2.4	2.8	27:10 (5)
5	NASCIMENTO Monica		1.90/6'3"	22	9.0	50	20	29	6.0	1.0	22:19 (5)
6	SOUZA Luana		1.76/5'9"	21	11.4	36	32	80	2.4	1.6	26:37 (5)
7	ZABANI Leila		1.80/5'11"	22	12.0	47	57	57	2.8	3.3	23:53 (4)
8	FERNANDES Ana		1.76/5'9"	24	5.0	59	0	83	1.4	1.2	11:36 (5)
9	ARANTES Andressa		1.85/6'1"	22	4.0	40		67	3.6	1.4	15:15 (5)
10	FREDIANI Thaissa		1.65/5'5"	24	8.8	53	50	64	2.0	1.4	16:22 (5)
11	FERREIRA Leidilania		1.87/6'2"	22	4.2	40	20		6.4	0.8	21:15 (5)
12	VASCONCELLOS Ingrid		1.85/6'1"	19	3.0	75		50	1.6	0.4	10:09 (5)
13	SIRTOLI Jennifer	F	1.84/6'0"	21	1.0	22	25		1.4	0.8	9:50 (5)
14	CICIARTE Maila		1.60/5'3"	20	3.3	45	0	60	2.3	1.5	13:20 (4)
15	ROCHA Dominick		1.83/6'0"	24	5.2	48	40	17	2.0	0.6	9:36 (5)
Team			1.78/5'10"	22.1	75.2	45	34	58	38.6	15.8	
Coach		CAMARGO NETO Joao									
Assistant Coach		LUZ Cintia									

BRA Played		
PR	CZE	63 - 86
PR	MLI	78 - 51
PR	USA	75 - 105
Q9	MGL	94 - 46
S9	UKR	66 - 76

LEGEND

(1)	Point Guard	(2)	Shooting Guard	(3)	Small Forward	(4)	Power Forward	(5)	Centre
(C)	Captain	3FG%	3 Points Field Goals %	APG	Assists per Game	C	Centre	F	Forward
FG%	Field Goals %	FT%	Free Throws %	G	Guard	GP	Games Played	MPG	Minutes Played per Game
Pos	Playing Position	PPG	Points per Game	PR	Preliminary Round	RPG	Rebounds per Game		

Timing and Data Handling by Tissot



Game No: 43

Results

Результаты

Attendance: 30

Match Duration: 1:49

POL 73 vs 59 BRA

(18:18, 16:17, 19:10, 20:14)

Referee: VETROV Evgeny (RUS)

Commissioner:

Umpire: PAULIK Robert (CZE) / RODSAND Torkild (NOR)

Scoring by 5 min intervals:	POL	Q1	Q2	Q3	Q4	BRA
		9 18	22 34	38 53	62 73	
		7 18	25 35	40 45	53 59	

POL - Poland

No.	Name	MIN	Field Goals		2 Points		3 Points		Free Throws		Rebounds			AS	TO	ST	BS	PF	FD	PTS
			M/A	%	M/A	%	M/A	%	M/A	%	OR	DR	TOT							
*4	KRZYZANIAK Milena	39:27	1/7	14	1/4	25	0/3	0	10/14	71	0	3	3	6	3	3	0	0	8	12
*5	MARKIEWICZ Joanna	23:51	2/6	33	1/5	20	1/1	100	2/2	100	1	5	6	2	1	3	0	2	1	7
6	COSENGUE CASIMIRO Ramona	0:00	0/0	0	0/0	0	0/0	0	0/0	0	0	0	0	0	0	0	0	0	0	0
7	TREBICKA Claudia	13:45	1/6	17	1/3	33	0/3	0	0/0	0	0	0	0	0	1	0	2	0	2	
*8	SNIEZEK Agnieszka	39:50	1/5	20	1/5	20	0/0	0	4/4	100	2	3	5	3	2	0	0	0	5	6
9	MANKOWSKA Marta	0:00	0/0	0	0/0	0	0/0	0	0/0	0	0	0	0	0	0	0	0	0	0	
10	SCHMIDT Roksana	3:07	0/0	0	0/0	0	0/0	0	0/0	0	0	1	1	0	2	0	0	1	0	
11	SKOWRONEK Barbara	21:35	8/8	100	8/8	100	0/0	0	0/2	0	2	4	6	0	2	0	0	3	5	16
12	BIENIEK Monika	1:53	0/0	0	0/0	0	0/0	0	0/0	0	0	0	0	1	0	0	0	0	0	
*13	SOSNOWSKA Klaudia	14:27	3/4	75	2/3	67	1/1	100	2/2	100	2	2	4	1	6	0	0	5	1	9
14	SZCZEPANIK Agata	9:03	1/4	25	1/4	25	0/0	0	0/0	0	0	1	1	1	3	0	0	5	0	2
*15	STELMACH Martyna	33:02	6/11	55	5/10	50	1/1	100	6/7	86	0	9	9	1	4	0	1	4	6	19
Team / Coach											2	6	8		0					
Totals			23/51	45	20/42	48	3/9	33	24/31	77	9	34	43	15	23	7	1	22	26	73
Coach		ZIEMINSKI Adam																		
Assistant Coach		RACZYNSKI Dariusz									BARANSKI Ryszard									

BRA - Brazil

No.	Name	MIN	Field Goals		2 Points		3 Points		Free Throws		Rebounds			AS	TO	ST	BS	PF	FD	PTS
			M/A	%	M/A	%	M/A	%	M/A	%	OR	DR	TOT							
*4	SILVA Ariane	33:45	4/11	36	3/4	75	1/7	14	2/2	100	1	1	2	1	2	0	1	4	1	11
*5	NASCIMENTO Monica	14:08	0/6	0	0/6	0	0/0	0	2/6	33	3	3	6	0	1	0	0	3	3	2
*6	SOUZA Luana	33:37	3/11	27	0/5	0	3/6	50	2/4	50	0	1	1	5	3	2	0	2	3	11
*7	ZABANI Leila	26:40	2/12	17	2/9	22	0/3	0	3/4	75	1	3	4	4	3	0	0	3	2	7
8	FERNANDES Ana	3:25	0/3	0	0/2	0	0/1	0	0/0	0	0	0	0	1	0	1	0	0	0	0
9	ARANTES Andressa	26:32	1/4	25	1/4	25	0/0	0	8/12	67	4	4	8	2	2	0	1	2	8	10
10	FREDIANI Thaissa	16:26	3/5	60	2/3	67	1/2	50	0/0	0	1	1	2	1	1	1	0	1	0	7
*11	FERREIRA Leidilania	21:40	1/3	33	1/3	33	0/0	0	0/0	0	3	5	8	0	2	2	0	5	1	2
12	VASCONCELLOS Ingrid	4:27	1/1	100	1/1	100	0/0	0	0/0	0	1	0	1	0	0	0	0	3	0	2
13	SIRTOLI Jennifer	13:24	2/6	33	0/3	0	2/3	67	1/2	50	0	1	1	0	1	0	0	3	1	7
14	CICIARTE Maila	2:08	0/0	0	0/0	0	0/0	0	0/0	0	0	0	0	0	0	0	0	2	0	0
15	ROCHA Dominick	3:48	0/0	0	0/0	0	0/0	0	0/0	0	0	1	1	0	1	0	0	0	2	0
Team / Coach											1	2	3		3					
Totals			17/62	27	10/40	25	7/22	32	18/30	60	15	22	37	14	19	6	2	28	21	59
Coach		CAMARGO NETO Joao																		
Assistant Coach		LUZ Cintia																		

	POL	BRA
Points from Turnovers	12	12
Points in the Paint	28	16
Second Chance Points	8	6
Fast Break Points	4	5

	POL	BRA
Biggest Lead	15	7
Biggest Scoring Run	12-0 (53-45)	14-0 (18-25)
Lead Changes	7	
Times Tied	7	

LEGEND			
%	Shooting Percentage	(C)	Captain
BS	Blocked Shots	DR	Defensive Rebounds
OR	Offensive Rebounds	OTx	Overtime
S	Suspended	ST	Steals
(I)	Injured	FD	Fouls Drawn
PF	Fouls	PTS	Points
TOT	Total Rebounds	*	Starters
M/A	Made / Attempts	AS	Assists
MIN	Minutes Played	Qx	Quarter Time

Timing and Data Handling by Tissot



Game No: 43

Shot Chart

Схема бросков

POL 73 vs 59 BRA

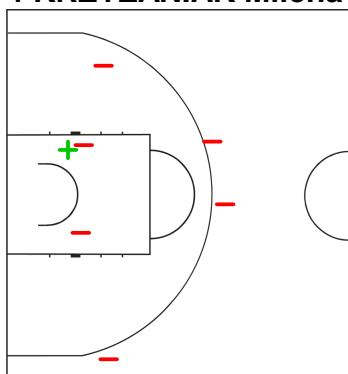
(18 - 18, 16 - 17, 19 - 10, 20 - 14)

Scoring by 5 min intervals:

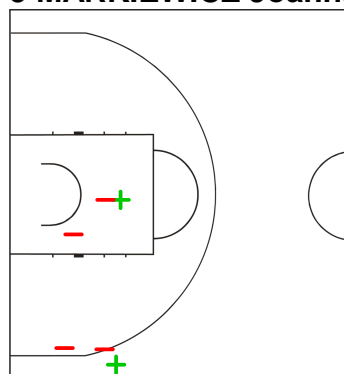
	Q1		Q2		Q3		Q4	
POL	9	18	22	34	38	53	62	73
BRA	7	18	25	35	40	45	53	59

POL - Poland

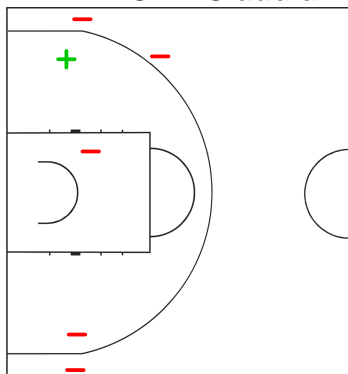
4 KRZYZANIAK Milena



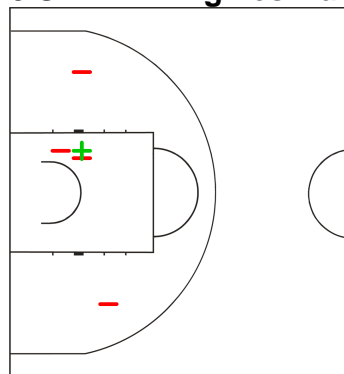
5 MARKIEWICZ Joanna



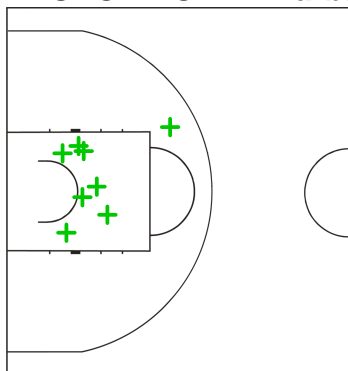
7 TREBICKA Claudia



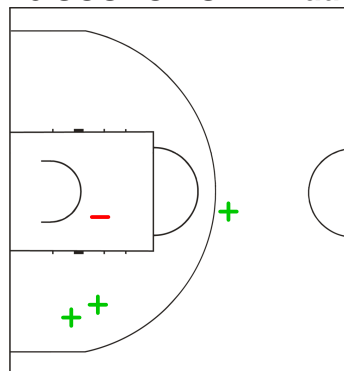
8 SNIEZEK Agnieszka



11 SKOWRONEK Barbara



13 SOSNOWSKA Klaudia



LEGEND

+ Shot Made

-

Shot Missed

Timing and Data Handling by Tissot



Game No: 43

Shot Chart

Схема бросков

POL 73 vs 59 BRA

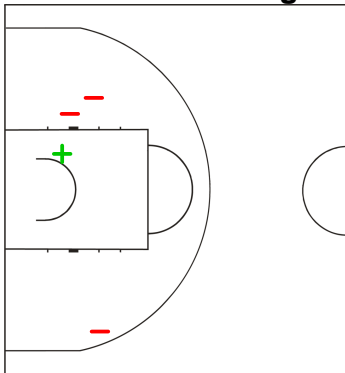
(18 - 18, 16 - 17, 19 - 10, 20 - 14)

Scoring by 5 min intervals:

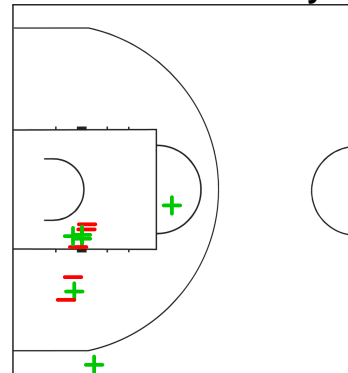
	Q1		Q2		Q3		Q4	
POL	9	18	22	34	38	53	62	73
BRA	7	18	25	35	40	45	53	59

POL - Poland

14 SZCZEPANIK Agata



15 STELMACH Martyna



LEGEND

+ Shot Made

- Shot Missed

Timing and Data Handling by Tissot



Game No: 43

Shot Chart

Схема бросков

POL 73 vs 59 BRA

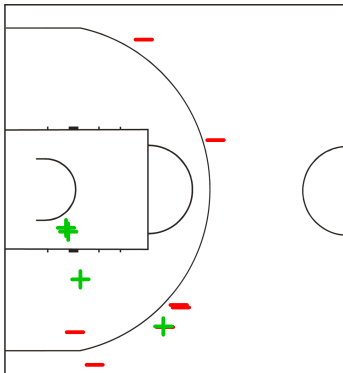
(18 - 18, 16 - 17, 19 - 10, 20 - 14)

Scoring by 5 min intervals:

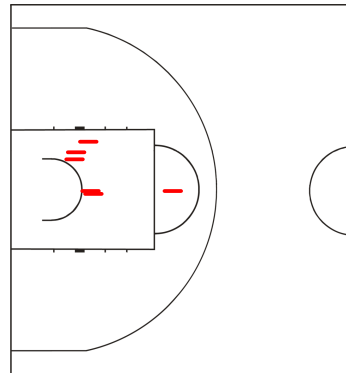
	Q1		Q2		Q3		Q4	
POL	9	18	22	34	38	53	62	73
BRA	7	18	25	35	40	45	53	59

BRA - Brazil

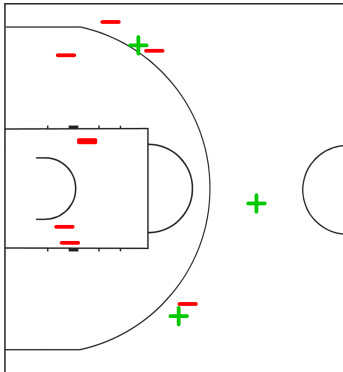
4 SILVA Ariane



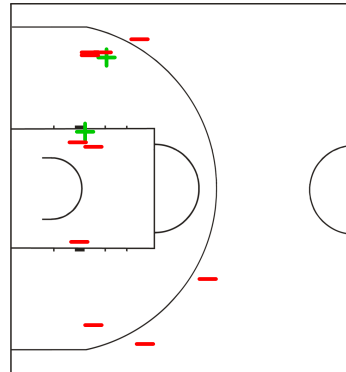
5 NASCIMENTO Monica



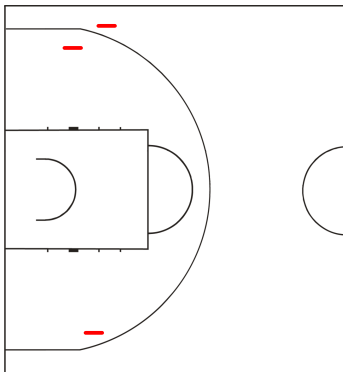
6 SOUZA Luana



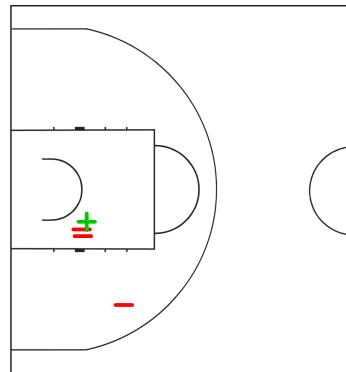
7 ZABANI Leila



8 FERNANDES Ana



9 ARANTES Andressa



LEGEND

+ Shot Made

-

Shot Missed

Timing and Data Handling by Tissot



Game No: 43

Shot Chart

Схема бросков

POL 73 vs 59 BRA

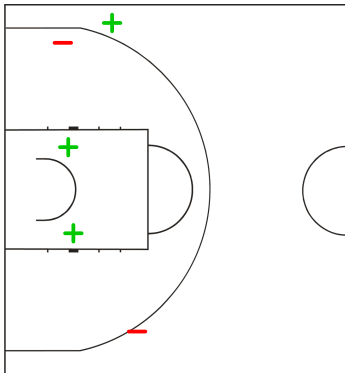
(18 - 18, 16 - 17, 19 - 10, 20 - 14)

Scoring by 5 min intervals:

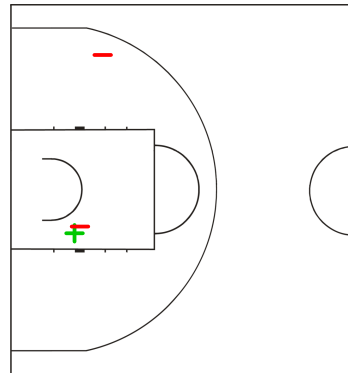
	Q1		Q2		Q3		Q4	
POL	9	18	22	34	38	53	62	73
BRA	7	18	25	35	40	45	53	59

BRA - Brazil

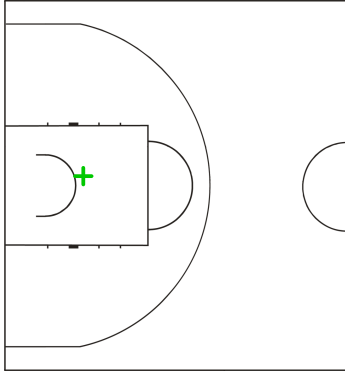
10 FREDIANI Thaissa



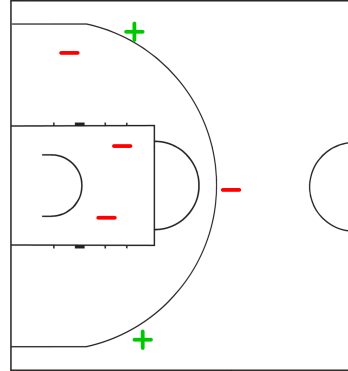
11 FERREIRA Leidilania



12 VASCONCELLOS Ingrid



13 SIRTOLI Jennifer



LEGEND

+ Shot Made

-

Shot Missed

Timing and Data Handling by Tissot



Game No: 43

Lineup Analysis

Анализ

POL 73 vs 59 BRA

POL

Lineup efficiency

4	KRZYZANIAK M	7	TREBICKA C	8	SNIEZEK A	11	SKOWRONEK B	15	STELMACH M	10:02
4	KRZYZANIAK M	5	MARKIEWICZ J	8	SNIEZEK A	13	SOSNOWSKA K	15	STELMACH M	9:50
4	KRZYZANIAK M	5	MARKIEWICZ J	8	SNIEZEK A	14	SZCZEPANIK A	15	STELMACH M	6:05
4	KRZYZANIAK M	5	MARKIEWICZ J	8	SNIEZEK A	11	SKOWRONEK B	15	STELMACH M	4:12
4	KRZYZANIAK M	7	TREBICKA C	8	SNIEZEK A	11	SKOWRONEK B	13	SOSNOWSKA K	3:06
4	KRZYZANIAK M	5	MARKIEWICZ J	8	SNIEZEK A	11	SKOWRONEK B	12	BIENIEK M	1:53
4	KRZYZANIAK M	8	SNIEZEK A	10	SCHMIDT R	14	SZCZEPANIK A	15	STELMACH M	1:39
4	KRZYZANIAK M	5	MARKIEWICZ J	8	SNIEZEK A	11	SKOWRONEK B	14	SZCZEPANIK A	1:05
4	KRZYZANIAK M	8	SNIEZEK A	10	SCHMIDT R	11	SKOWRONEK B	13	SOSNOWSKA K	0:41
4	KRZYZANIAK M	8	SNIEZEK A	10	SCHMIDT R	13	SOSNOWSKA K	15	STELMACH M	0:37
5	MARKIEWICZ J	7	TREBICKA C	8	SNIEZEK A	11	SKOWRONEK B	15	STELMACH M	0:23
4	KRZYZANIAK M	5	MARKIEWICZ J	8	SNIEZEK A	11	SKOWRONEK B	13	SOSNOWSKA K	0:13
5	MARKIEWICZ J	7	TREBICKA C	10	SCHMIDT R	14	SZCZEPANIK A	15	STELMACH M	0:10
4	KRZYZANIAK M	7	TREBICKA C	8	SNIEZEK A	14	SZCZEPANIK A	15	STELMACH M	0:04

Score development

4	KRZYZANIAK M	5	MARKIEWICZ J	8	SNIEZEK A	14	SZCZEPANIK A	15	STELMACH M	6:05	+10
4	KRZYZANIAK M	5	MARKIEWICZ J	8	SNIEZEK A	11	SKOWRONEK B	15	STELMACH M	4:12	+8
4	KRZYZANIAK M	7	TREBICKA C	8	SNIEZEK A	14	SZCZEPANIK A	15	STELMACH M	0:04	+4
4	KRZYZANIAK M	5	MARKIEWICZ J	8	SNIEZEK A	13	SOSNOWSKA K	15	STELMACH M	9:50	+2
4	KRZYZANIAK M	7	TREBICKA C	8	SNIEZEK A	11	SKOWRONEK B	15	STELMACH M	10:02	+2
5	MARKIEWICZ J	7	TREBICKA C	8	SNIEZEK A	11	SKOWRONEK B	15	STELMACH M	0:23	+1
4	KRZYZANIAK M	5	MARKIEWICZ J	8	SNIEZEK A	11	SKOWRONEK B	13	SOSNOWSKA K	0:13	0
4	KRZYZANIAK M	8	SNIEZEK A	10	SCHMIDT R	11	SKOWRONEK B	13	SOSNOWSKA K	0:41	0
4	KRZYZANIAK M	5	MARKIEWICZ J	8	SNIEZEK A	11	SKOWRONEK B	12	BIENIEK M	1:53	-1
4	KRZYZANIAK M	7	TREBICKA C	8	SNIEZEK A	11	SKOWRONEK B	13	SOSNOWSKA K	3:06	0
5	MARKIEWICZ J	7	TREBICKA C	10	SCHMIDT R	14	SZCZEPANIK A	15	STELMACH M	0:10	-2
4	KRZYZANIAK M	8	SNIEZEK A	10	SCHMIDT R	13	SOSNOWSKA K	15	STELMACH M	0:37	-2
4	KRZYZANIAK M	5	MARKIEWICZ J	8	SNIEZEK A	11	SKOWRONEK B	14	SZCZEPANIK A	1:05	-3
4	KRZYZANIAK M	8	SNIEZEK A	10	SCHMIDT R	14	SZCZEPANIK A	15	STELMACH M	1:39	-5



Game No: 45

Start List

Стартовый список

MLI vs MGL

Referee: KRUG Sergey (RUS)

Umpire: ZAPOLSKI Dariusz (POL) / TIEN Hsiao-Lun (TPE)

MLI - Mali

No.	Name	Pos	Height m / ft in	Age	Current Games Statistics						
					PPG	FG%	3FG%	FT%	RPG	APG	MPG (GP)
4	DIALLO Awa	G	1.58/5'2"	22	6.4	13	13	63	1.6	2.2	31:14 (5)
5	KEITA Aminata	F	1.75/5'9"	21	0.0	0	0		1.2	0.0	7:23 (5)
6	DIAKITE Rokiatou	F	1.68/5'6"	22	0.6	14	0	50	0.8	0.6	11:33 (5)
7	CISSE Rokia	F	1.80/5'11"	20	1.4	43	100		0.4	0.4	7:18 (5)
8	KONATE Aminata	F	1.80/5'11"	21	4.0	27	15		2.4	1.2	24:36 (5)
9	SISSOKO Aminata	G	1.70/5'7"	22	7.6	33	17	67	5.2	1.4	34:34 (5)
10	MARIKO Aminata	C	1.85/6'1"	23	14.8	50	50	33	12.0	1.6	32:26 (5)
12	SININTA MARIAM Dite G.	F	1.70/5'7"	23	0.0	0	0		1.0	0.0	7:54 (3)
13	TOLO Aissata	F	1.78/5'10"	22	2.2	24	17		2.2	0.2	11:10 (5)
14	FOMBA Aissata	G	1.76/5'9"	19	0.5	33			0.0	0.0	2:17 (4)
15	TOURE Farima	C	1.83/6'0"	19	10.6	27	56	70	8.0	1.6	33:08 (5)
Team			1.75/5'9"	21.3	48.0	28	18	60	37.6	9.2	
Coach		SOUWARE Babakar									
Assistant Coach		SANOGO Terumba									

MLI Played		
PR	USA	32 - 120
PR	BRA	51 - 78
PR	CZE	44 - 59
Q9	POL	52 - 82
S13	JPN	61 - 109


MGL - Mongolia

No.	Name	Pos	Height m / ft in	Age	Current Games Statistics						
					PPG	FG%	3FG%	FT%	RPG	APG	MPG (GP)
4	ENKHTAIVAN Chimeddolgor	G	1.70/5'7"	20	3.6	19	16		1.8	0.2	15:03 (5)
5	BAATAR Bolor-Erdene	C	1.80/5'11"	20	5.0	36	0	33	3.6	0.2	23:49 (5)
6	GANTULGA Zolzaya	F	1.75/5'9"	23	1.6	30	17	50	0.0	0.0	6:02 (5)
7	ICHINKHORLOO Dolgor	G	1.68/5'6"	22	5.2	20	22	0	2.6	1.2	24:04 (5)
8	DUGARSUREN Jargalan	C	1.83/6'0"	22	2.8	17	11	50	4.0	0.6	26:26 (5)
9	JARGALSAIKHAN Nyamsuren	G	1.70/5'7"	22	0.0	0	0		0.0	0.3	2:05 (4)
10	BAYASGALAN Solongo	F	1.78/5'10"	23	8.4	20	23	70	3.8	1.2	31:49 (5)
11	ALIMAA Khulan	F	1.65/5'5"	21	1.6	25	0	50	2.8	1.4	13:10 (5)
12	BORBAATAR Khos-Erdene	G	1.70/5'7"	21	1.0	7	9	50	2.2	0.4	14:56 (5)
13	ZORIGT Tsolmon	F	1.68/5'6"	23	0.0	0	0	0	1.0	1.0	16:05 (5)
14	ULAANKHUU Enerel	F	1.80/5'11"	20	0.4	14		0	2.6	0.2	9:54 (5)
15	CHULUUNTSETSEG Soyolmaa	G	1.78/5'10"	21	4.8	43	33	83	3.8	0.4	16:57 (5)
Team			1.74/5'9"	21.5	34.4	23	18	53	34.2	7.0	

MGL Played		
PR	RUS	23 - 123
PR	SWE	21 - 95
PR	POL	44 - 117
Q9	BRA	46 - 94
S13	FIN	38 - 84

LEGEND

(1) Point Guard	(2) Shooting Guard	(3) Small Forward	(4) Power Forward	(5) Centre
(C) Captain	3FG% 3 Points Field Goals %	APG Assists per Game	C Centre	F Forward
FG% Field Goals %	FT% Free Throws %	G Guard	GP Games Played	MPG Minutes Played per Game
Pos Playing Position	PPG Points per Game	PR Preliminary Round	RPG Rebounds per Game	

Timing and Results provided by  TISSOT



Game No: 45

Results

Результаты

Match Duration: 1:22

MLI 84 vs 67 MGL

(19:25, 22:7, 24:16, 19:19)

Referee: KRUG Sergey (RUS)

Commissioner:

Umpire: ZAPOLSKI Dariusz (POL) / TIEN Hsiao-Lun (TPE)

Scoring by 5 min intervals:	MLI	Q1		Q2		Q3		Q4	
		9	19	29	41	59	65	77	84
	MGL	13	25	29	32	40	48	55	67

MLI - Mali

No.	Name	MIN	Field Goals		2 Points		3 Points		Free Throws		Rebounds			AS	TO	ST	BS	PF	FD	PTS																	
			M/A	%	M/A	%	M/A	%	M/A	%	OR	DR	TOT																								
*4	DIALLO Awa	19:22	3/12	25	1/6	17	2/6	33	1/2	50	1	3	4	7	1	6	0	1	1	9																	
5	KEITA Aminata	12:26	3/8	38	3/8	38	0/0	0	2/2	100	1	2	3	0	1	1	0	0	2	8																	
6	DIAKITE Rokiadou	22:34	2/7	29	2/5	40	0/2	0	0/0	0	2	1	3	5	3	2	0	2	0	4																	
7	CISSE Rokia	13:44	0/1	0	0/0	0	0/1	0	0/0	0	2	1	3	1	0	0	0	3	0	0																	
*8	KONATE Aminata	25:58	8/12	67	8/10	80	0/2	0	0/0	0	1	3	4	2	1	2	0	1	0	16																	
*9	SISSOKO Aminata	22:28	4/9	44	4/7	57	0/2	0	0/0	0	0	1	1	5	0	4	0	4	0	8																	
*10	MARIKO Aminata	32:32	12/26	46	12/23	52	0/3	0	2/4	50	6	8	14	5	2	5	0	1	5	26																	
12	SININTA MARIAM Dite G.	0:00	0/0	0	0/0	0	0/0	0	0/0	0	0	0	0	0	0	0	0	0	0	0																	
13	TOLO Aissata	11:55	1/5	20	1/2	50	0/3	0	0/0	0	1	1	2	0	1	0	0	0	0	2																	
14	FOMBA Aissata	9:25	2/2	100	2/2	100	0/0	0	0/2	0	0	1	1	1	1	2	0	2	1	4																	
*15	TOURE Farima	19:36	3/8	38	3/6	50	0/2	0	1/4	25	5	3	8	1	1	1	0	4	4	7																	
Team / Coach																																					
Totals		38/90		42		36/69		52		2/21		10		6/14		43		20		24		44		27		12		23		0		18		13		84	
Coach		SOUMARE Babakar																																			
Assistant Coach		SANOGO Terumba																																			

MGL - Mongolia

No.	Name	MIN	Field Goals		2 Points		3 Points		Free Throws		Rebounds			AS	TO	ST	BS	PF	FD	PTS																	
			M/A	%	M/A	%	M/A	%	M/A	%	OR	DR	TOT																								
4	ENKHTAIVAN Chimeddolgor	6:50	1/5	20	1/2	50	0/3	0	0/0	0	0	1	1	0	3	1	0	0	0	0	2																
*5	BAATAR Bolor-Erdene	23:35	2/7	29	1/6	17	1/1	100	0/2	0	4	4	8	3	1	1	0	2	2	5																	
6	GANTULGA Zolzaya	2:24	0/1	0	0/0	0	0/1	0	0/0	0	0	1	1	0	0	0	0	0	0	0																	
*7	ICHINKHORLOO Dolgor	33:10	5/9	56	1/2	50	4/7	57	0/0	0	1	4	5	2	6	1	0	2	1	14																	
8	DUGARSUREN Jargalan	20:51	4/6	67	4/6	67	0/0	0	0/0	0	2	3	5	1	3	0	1	4	1	8																	
9	JARGALSAIKHAN Nyamsuren	2:24	1/1	100	1/1	100	0/0	0	0/0	0	0	0	0	0	1	1	0	0	0	2																	
*10	BAYASGALAN Solongo	37:36	8/20	40	5/13	38	3/7	43	2/6	33	1	5	6	2	5	3	4	1	6	21																	
*11	ALIMAA Khulan	26:45	0/2	0	0/1	0	0/1	0	1/2	50	0	4	4	5	4	0	0	0	3	1																	
12	BORBAATAR Khos-Erdene	2:24	0/0	0	0/0	0	0/0	0	0/0	0	0	0	0	0	2	0	0	0	1	0																	
13	ZORIGT Tsolmon	10:51	0/0	0	0/0	0	0/0	0	0/0	0	1	0	1	1	2	0	0	2	1	0																	
14	ULAANKHUU Enerel	1:20	0/0	0	0/0	0	0/0	0	0/0	0	0	1	1	0	1	0	0	0	0	0																	
*15	CHULUUNTSETSEG Soyolmaa	31:50	5/9	56	5/8	63	0/1	0	4/5	80	1	7	8	3	6	0	0	2	3	14																	
Team / Coach																																					
Totals		26/60		43		18/39		46		8/21		38		7/15		47		12		33		45		17		35		7		5		13		18		67	

	MLI	MGL
Points from Turnovers	32	8
Points in the Paint	56	20
Second Chance Points	11	0
Fast Break Points	6	0
Biggest Lead	23	9
Biggest Scoring Run	11-0 (53-34)	7-0 (80-67)
Lead Changes		1
Times Tied		3

LEGEND			
%	Shooting Percentage	(C)	Captain
BS	Blocked Shots	DR	Defensive Rebounds
OR	Offensive Rebounds	OTx	Overtime
S	Suspended	ST	Steals
(I)	Injured	FD	Fouls Drawn
PF	Fouls	PTS	Points
TO	Turnovers	TOT	Total Rebounds
*	Starters	AS	Assists
M/A	Made / Attempts	MIN	Minutes Played
Qx	Quarter Time		

Timing and Results provided by TISSOT



Game No: 45

Shot Chart
Схема бросков

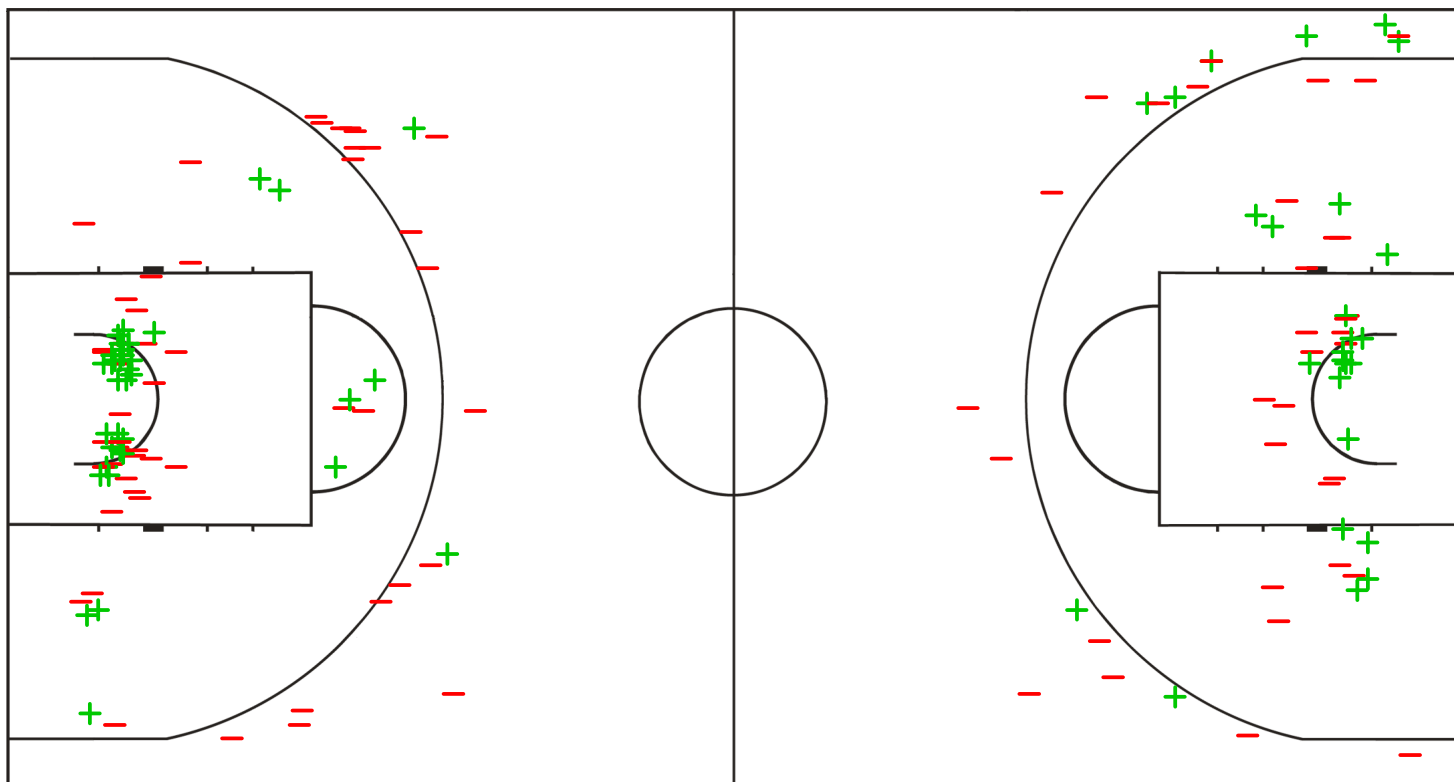
MLI 84 vs 67 MGL
(19 - 25, 22 - 7, 24 - 16, 19 - 19)

Scoring by 5 min intervals:

	Q1		Q2		Q3		Q4	
MLI	9	19	29	41	59	65	77	84
MGL	13	25	29	32	40	48	55	67

MLI - Mali

MGL - Mongolia



LEGEND

+ Shot Made

- Shot Missed

Timing and Results provided by **TISSOT**



Game No: 45

Shot Chart
Схема бросков

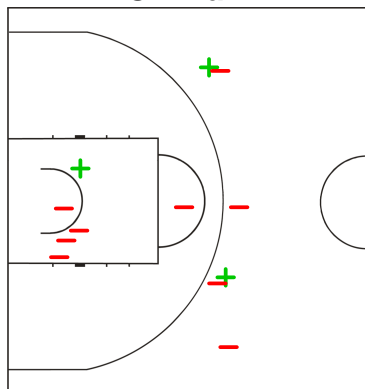
MLI 84 vs 67 MGL
(19 - 25, 22 - 7, 24 - 16, 19 - 19)

Scoring by 5 min intervals:

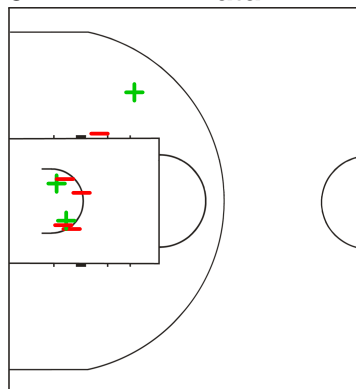
	Q1		Q2		Q3		Q4	
MLI	9	19	29	41	59	65	77	84
MGL	13	25	29	32	40	48	55	67

MLI - Mali

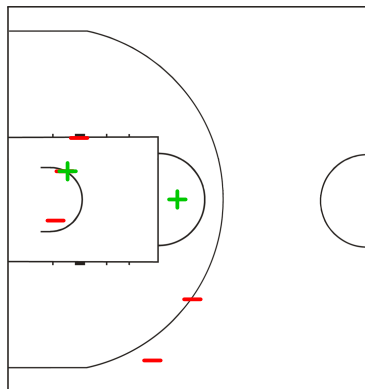
4 DIALLO Awa



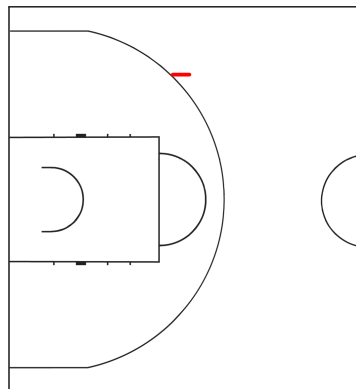
5 KEITA Aminata



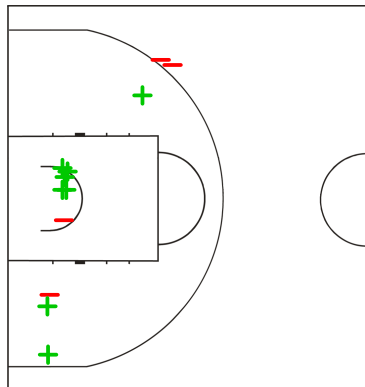
6 DIAKITE Rokiatou



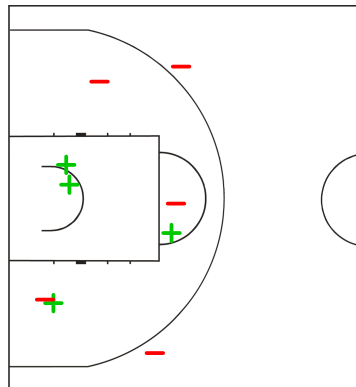
7 CISSE Rokia



8 KONATE Aminata



9 SISSOKO Aminata



LEGEND

+ Shot Made

-

Shot Missed

Timing and Results provided by TISSOT



Game No: 45

Shot Chart
Схема бросков

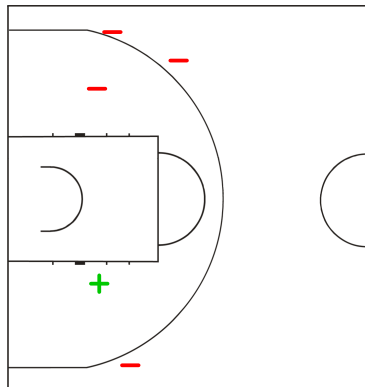
MLI 84 vs 67 MGL
(19 - 25, 22 - 7, 24 - 16, 19 - 19)

Scoring by 5 min intervals:

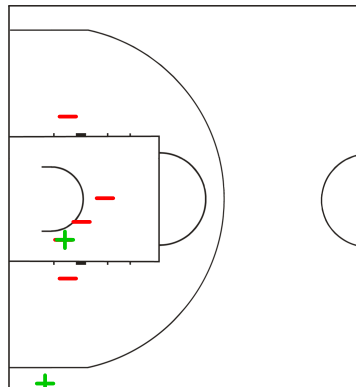
	Q1		Q2		Q3		Q4	
MLI	9	19	29	41	59	65	77	84
MGL	13	25	29	32	40	48	55	67

MGL - Mongolia

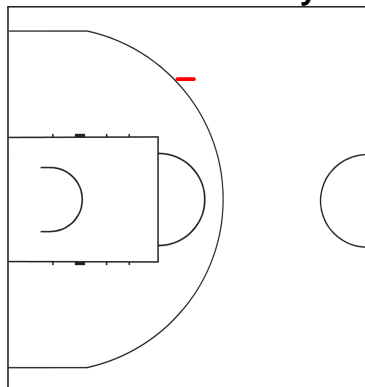
4 ENKHTAIVAN Chimeddolgor



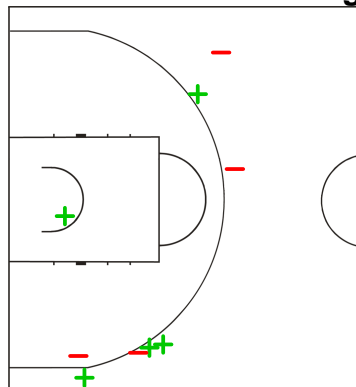
5 BAATAR Bolor-Erdene



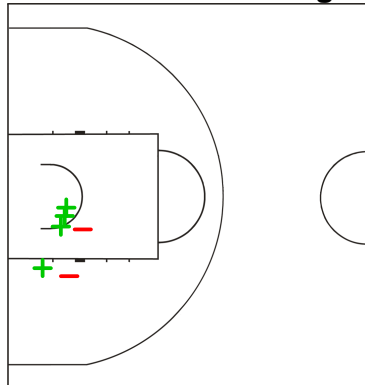
6 GANTULGA Zolzaya



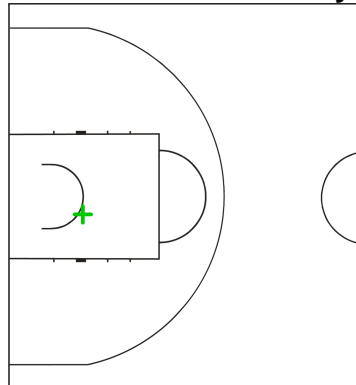
7 ICHINKHORLOO Dolgor



8 DUGARSUREN Jargalan



9 JARGALSAIKHAN Nyamsuren



LEGEND

+ Shot Made

-

Shot Missed

Timing and Results provided by TISSOT



Game No: 45

Shot Chart
Схема бросков

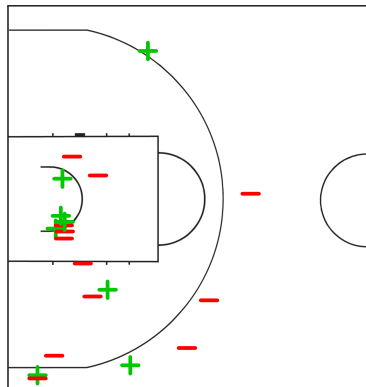
MLI 84 vs 67 MGL
(19 - 25, 22 - 7, 24 - 16, 19 - 19)

Scoring by 5 min intervals:

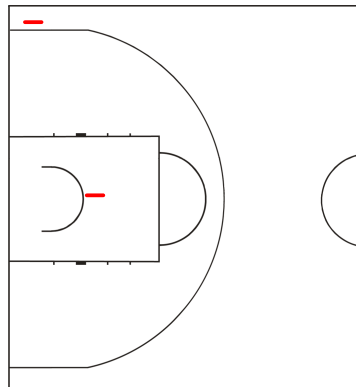
	Q1		Q2		Q3		Q4	
MLI	9	19	29	41	59	65	77	84
MGL	13	25	29	32	40	48	55	67

MGL - Mongolia

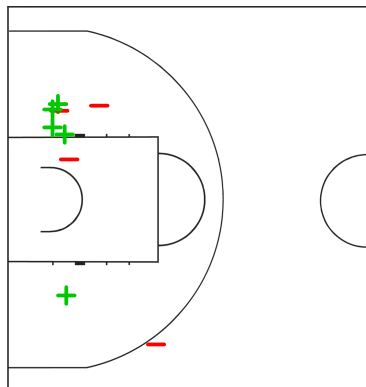
10 BAYASGALAN Solongo



11 ALIMAA Khulan



15 CHULUUNTSETSEG Soyolmaa



LEGEND

+ Shot Made

- Shot Missed

Timing and Results provided by **TISSOT**



Game No: 45

Lineup Analysis

Анализ

MLI 84 vs 67 MGL

MLI

Lineup efficiency

4	DIALLO A	8	KONATE A	9	SISSOKO A	10	MARIKO A	15	TOURE F	5:00
4	DIALLO A	6	DIAKITE R	8	KONATE A	10	MARIKO A	14	FOMBA A	4:26
4	DIALLO A	5	KEITA A	9	SISSOKO A	10	MARIKO A	13	TOLO A	2:53
6	DIAKITE R	9	SISSOKO A	10	MARIKO A	13	TOLO A	15	TOURE F	2:34
5	KEITA A	9	SISSOKO A	13	TOLO A	14	FOMBA A	15	TOURE F	2:32
4	DIALLO A	6	DIAKITE R	7	CISSE R	8	KONATE A	10	MARIKO A	2:29
5	KEITA A	9	SISSOKO A	10	MARIKO A	13	TOLO A	15	TOURE F	2:27
4	DIALLO A	5	KEITA A	9	SISSOKO A	10	MARIKO A	15	TOURE F	2:07
6	DIAKITE R	7	CISSE R	8	KONATE A	9	SISSOKO A	10	MARIKO A	1:36
6	DIAKITE R	7	CISSE R	9	SISSOKO A	10	MARIKO A	13	TOLO A	1:29
4	DIALLO A	5	KEITA A	8	KONATE A	14	FOMBA A	15	TOURE F	1:21
4	DIALLO A	5	KEITA A	8	KONATE A	10	MARIKO A	14	FOMBA A	1:06

Score development

4	DIALLO A	6	DIAKITE R	8	KONATE A	10	MARIKO A	14	FOMBA A	4:26	+11
5	KEITA A	9	SISSOKO A	10	MARIKO A	13	TOLO A	15	TOURE F	2:27	+2
6	DIAKITE R	9	SISSOKO A	10	MARIKO A	13	TOLO A	15	TOURE F	2:34	+1
4	DIALLO A	5	KEITA A	8	KONATE A	10	MARIKO A	14	FOMBA A	1:06	-1
4	DIALLO A	5	KEITA A	8	KONATE A	14	FOMBA A	15	TOURE F	1:21	0
6	DIAKITE R	7	CISSE R	9	SISSOKO A	10	MARIKO A	13	TOLO A	1:29	0
4	DIALLO A	6	DIAKITE R	7	CISSE R	8	KONATE A	10	MARIKO A	2:29	0
4	DIALLO A	5	KEITA A	9	SISSOKO A	10	MARIKO A	13	TOLO A	2:53	0
4	DIALLO A	5	KEITA A	9	SISSOKO A	10	MARIKO A	15	TOURE F	2:07	-2
5	KEITA A	9	SISSOKO A	13	TOLO A	14	FOMBA A	15	TOURE F	2:32	-2
6	DIAKITE R	7	CISSE R	8	KONATE A	9	SISSOKO A	10	MARIKO A	1:36	-3
4	DIALLO A	8	KONATE A	9	SISSOKO A	10	MARIKO A	15	TOURE F	5:00	-4



Game No: 41

Start List

Стартовый список

CAN vs HUN

Referee: OVINOV Semen (RUS)

Umpire: KOVER Fabio (BRA) / BOZHENAR Viktor (UKR)

CAN - Canada

No.	Name	Pos	Height m / ft in	Age	Current Games Statistics						
					PPG	FG%	3FG%	FT%	RPG	APG	MPG (GP)
5	ROS Dianna	G	1.70/5'7"	21	1.3	67	100		0.8	0.3	8:32 (4)
6	LANGLOIS Miah-Marie	G	1.73/5'8"	21	13.6	37	36	92	5.0	3.6	34:28 (5)
7	WILLIAMS Korissa	G	1.75/5'9"	21	8.4	35		67	4.4	3.0	29:08 (5)
8	YOUNG Kristjana	G	1.83/6'0"	21	7.8	42	22	71	1.6	1.0	22:23 (5)
9	COWARD Rachelle	G	1.83/6'0"	23	10.4	45	50	75	2.0	0.4	23:27 (5)
10	CHAMBERS Erin	G	1.85/6'1"	20	4.0	44	25	100	1.0	0.8	14:15 (5)
11	SPOTTON Kara	F	1.88/6'2"	20	1.7	50	0	100	2.7	0.0	7:41 (3)
12	LEDINGHAM Lindsay	F	1.83/6'0"	23	8.2	46	36	75	4.2	0.6	26:57 (5)
13	CAMPBELL Tajjah	F	1.91/6'3"	19	3.6	31		67	5.0	1.2	14:54 (5)
14	KREIGER Tessa	C	1.93/6'4"	20	0.8	11		100	1.6	0.0	5:29 (5)
15	EMMERSON Dalyce	C	1.91/6'3"	19	7.2	52		86	4.2	1.4	18:54 (5)
Team			1.83/6'0"	20.7	66.0	40	37	82	35.2	12.2	
Coach		MCKENZIE Fabian									
Assistant Coach		VALLEE Chantal					DOMENIGONI Michele				

CAN Played		
PR	JPN	76 - 48
PR	UKR	57 - 59
PR	TPE	67 - 72
QF	AUS	58 - 72
S5	SWE	72 - 75


HUN - Hungary

No.	Name	Pos	Height m / ft in	Age	Current Games Statistics						
					PPG	FG%	3FG%	FT%	RPG	APG	MPG (GP)
4	ORI Gyorgyi Agnes	F	1.84/6'0"	22	6.0	34	36	100	3.6	1.0	22:21 (5)
5	VARGA Zsafia	F	1.82/6'0"	24	8.0	39	50	50	3.6	2.2	25:39 (5)
6	BALINT Reka	F	1.81/5'11"	22	9.8	33	36	80	3.2	2.2	26:14 (5)
7	AMBRUS Szandra	F	1.80/5'11"	23	2.2	21	0	60	3.4	2.6	19:09 (5)
8	BAKSA Bettina	F	1.74/5'9"	20	3.0	33		88	0.0	1.0	13:08 (3)
9	VELKEY Krisztina	G	1.78/5'10"	20	1.2	19	0		1.0	0.6	12:04 (5)
10	MANYOKI Judit Eszter	F	1.72/5'8"	21	3.6	26	25	75	3.0	1.4	18:01 (5)
11	KRIVACEVIC Tijana	C	1.94/6'4"	23	22.4	59	50	70	7.2	0.6	28:41 (5)
12	MANSARE Anna Manty	C	1.88/6'2"	21	3.6	32	0	40	5.2	1.0	19:54 (5)
13	KOBOLAK Cintia Zsafia	C	1.85/6'1"	21	1.2	23	0		3.0	0.0	10:19 (5)
14	ADAMECZ Lilla	F	1.80/5'11"	21	2.0	14	0	100	4.3	1.3	16:07 (3)
15	ZELE Dorina	F	1.85/6'1"	21	0.0				0.0	0.0	0:00 (0)
Team			1.82/6'0"	21.6	61.0	36	26	70	38.4	13.0	
Coach		GALL Tamas									
Assistant Coach		MAGYAR Gergely									

HUN Played		
PR	AUS	53 - 79
PR	FIN	64 - 59
PR	CHN	80 - 67
QF	TPE	41 - 72
S5	CZE	67 - 77

LEGEND

(1)	Point Guard	(2)	Shooting Guard	(3)	Small Forward	(4)	Power Forward	(5)	Centre
(C)	Captain	3FG%	3 Points Field Goals %	APG	Assists per Game	C	Centre	F	Forward
FG%	Field Goals %	FT%	Free Throws %	G	Guard	GP	Games Played	MPG	Minutes Played per Game
Pos	Playing Position	PPG	Points per Game	PR	Preliminary Round	QF	Quarterfinal	RPG	Rebounds per Game

Timing and Results provided by  TISSOT



Game No: 41

Results
Результаты

Match Duration: 1:44

CAN 55 vs 60 HUN
(17:10, 16:19, 8:15, 14:16)

Referee: OVINOV Semen (RUS) Commissioner: KOVER Fabio (BRA) / BOZHENAR Viktor (UKR)
Umpire: KOVER Fabio (BRA) / BOZHENAR Viktor (UKR)

Scoring by 5 min intervals:	CAN	Q1		Q2		Q3		Q4	
		HUN	15	17	27	33	37	41	49
		4	10	19	29	40	44	52	60

CAN - Canada

No.	Name	MIN	Field Goals		2 Points		3 Points		Free Throws		Rebounds			AS	TO	ST	BS	PF	FD	PTS																												
			M/A	%	M/A	%	M/A	%	M/A	%	OR	DR	TOT																																			
5	ROS Dianna	4:47	0/2	0	0/2	0	0/0	0	0/0	0	0	3	3	0	0	0	0	0	1	0																												
*6	LANGLOIS Miah-Marie	33:12	5/9	56	4/5	80	1/4	25	2/3	67	0	3	3	1	1	7	1	0	5	13																												
*7	WILLIAMS Korissa	36:11	4/11	36	4/11	36	0/0	0	2/2	100	4	5	9	3	2	1	0	4	4	10																												
*8	YOUNG Kristjana	25:36	0/4	0	0/2	0	0/2	0	2/2	100	0	4	4	1	2	0	0	2	1	2																												
9	COWARD Rachelle	24:43	2/9	22	2/4	50	0/5	0	0/0	0	2	3	5	3	3	0	0	1	0	4																												
10	CHAMBERS Erin	15:22	0/4	0	0/2	0	0/2	0	0/0	0	2	0	2	0	3	3	1	2	0	0																												
11	SPOTTON Kara	1:42	0/1	0	0/1	0	0/0	0	0/0	0	0	0	0	0	0	0	0	3	0	0																												
*12	LEDINGHAM Lindsay	18:27	0/3	0	0/1	0	0/2	0	2/2	100	0	3	3	2	2	0	1	3	3	2																												
*13	CAMPBELL Taijah	9:19	2/4	50	2/4	50	0/0	0	4/6	67	1	2	3	0	2	0	0	4	3	8																												
14	KREIGER Tessa	4:21	0/2	0	0/2	0	0/0	0	0/0	0	1	0	1	0	1	0	0	2	0	0																												
15	EMMERSON Dalyce	26:20	5/10	50	5/10	50	0/0	0	6/8	75	4	4	8	0	4	1	0	3	7	16																												
Team / Coach											3			0			3																															
Totals			18/59		31		17/44		39		1/15		7		18/23		78		17			27			44			10			21			12			3			24			24			55		
Coach			MCKENZIE Fabian																																													
Assistant Coach			VALLEE Chantal DOMENIGONI Michele																																													

HUN - Hungary

No.	Name	MIN	Field Goals		2 Points		3 Points		Free Throws		Rebounds			AS	TO	ST	BS	PF	FD	PTS																												
			M/A	%	M/A	%	M/A	%	M/A	%	OR	DR	TOT																																			
4	ORI Gyorgyi Agnes	23:47	1/4	25	1/3	33	0/1	0	5/6	83	0	5	5	0	0	1	1	4	4	7																												
*5	VARGA Zsafia	34:28	4/14	29	4/14	29	0/0	0	0/0	0	0	3	3	2	1	3	0	4	0	8																												
*6	BALINT Reka	31:51	3/9	33	1/5	20	2/4	50	6/6	100	2	4	6	0	1	2	0	3	3	14																												
*7	AMBRUS Szandra	27:11	1/4	25	1/3	33	0/1	0	1/2	50	1	2	3	5	5	1	0	2	1	3																												
8	BAKSA Bettina	0:00	0/0	0	0/0	0	0/0	0	0/0	0	0	0	0	0	0	0	0	0	0	0																												
9	VELKEY Krisztina	5:24	0/0	0	0/0	0	0/0	0	0/0	0	0	1	1	0	3	0	0	0	0	0																												
*10	MANYOKI Judit Eszter	12:38	1/4	25	1/2	50	0/2	0	0/0	0	1	0	1	0	2	2	0	2	0	2																												
*11	KRIVACEVIC Tijana	29:29	6/15	40	6/15	40	0/0	0	7/10	70	5	3	8	0	2	4	2	4	12	19																												
12	MANSARE Anna Manty	17:37	1/2	50	1/2	50	0/0	0	0/0	0	2	1	3	0	0	1	1	4	0	2																												
13	KOBOLAK Cintia Zsafia	0:00	0/0	0	0/0	0	0/0	0	0/0	0	0	0	0	0	0	0	0	0	0	0																												
14	ADAMECZ Lilla	17:35	2/7	29	2/7	29	0/0	0	1/1	100	0	3	3	1	4	0	1	1	4	5																												
15	ZELE Dorina	0:00	0/0	0	0/0	0	0/0	0	0/0	0	0	0	0	0	0	0	0	0	0	0																												
Team / Coach											1			3			4																															
Totals			19/59		32		17/51		33		2/8		25		20/25		80		12			25			37			8			19			14			5			24			24			60		
Coach			GALL Tamas																																													
Assistant Coach			MAGYAR Gergely																																													

	CAN	HUN
Points from Turnovers	16	17
Points in the Paint	28	24
Second Chance Points	11	11
Fast Break Points	8	6

	CAN	HUN
Biggest Lead	13	5
Biggest Scoring Run	11-0 (15-4)	8-0 (31-29)
Lead Changes	5	
Times Tied	7	

LEGEND			
%	Shooting Percentage	(C)	Captain
BS	Blocked Shots	DR	Defensive Rebounds
OR	Offensive Rebounds	OTx	Overtime
S	Suspended	ST	Steals
(I)	Injured	FD	Fouls Drawn
		PF	Fouls
		TO	Turnovers
*	Starters	M/A	Made / Attempts
		PTS	Points
		TOT	Total Rebounds
AS	Assists	MIN	Minutes Played
		Qx	Quarter Time

Timing and Results provided by TISSOT



Game No: 41

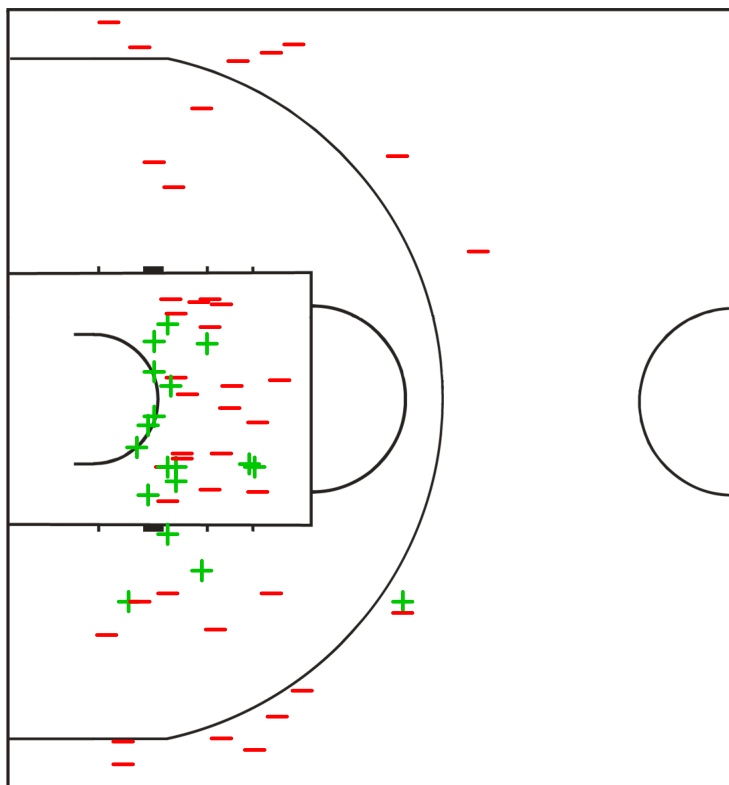
Shot Chart
Схема бросков

CAN 55 vs 60 HUN
(17 - 10, 16 - 19, 8 - 15, 14 - 16)

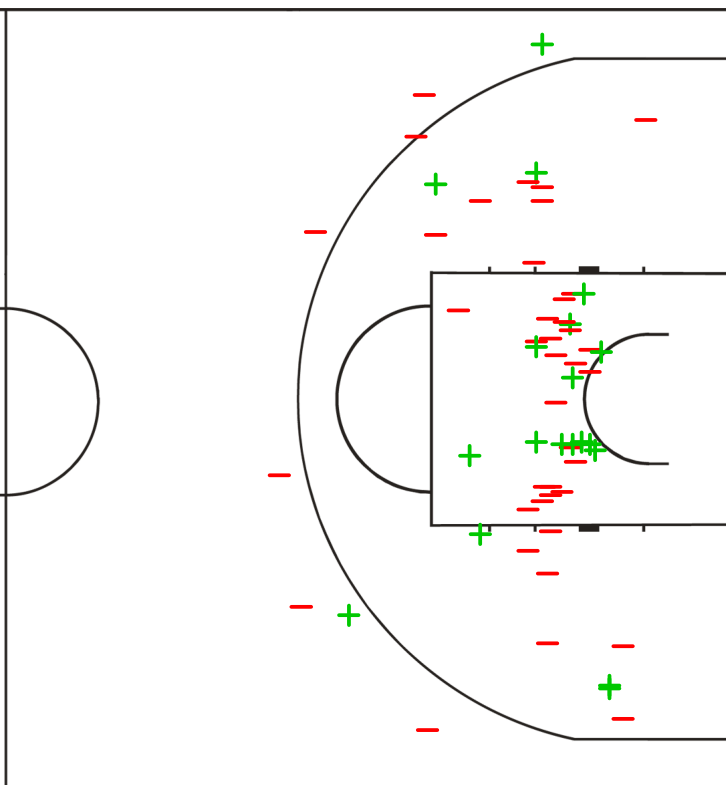
Scoring by 5 min intervals:

	Q1		Q2		Q3		Q4	
CAN	15	17	27	33	37	41	49	55
HUN	4	10	19	29	40	44	52	60

CAN - Canada



HUN - Hungary



LEGEND

+ Shot Made

- Shot Missed

Timing and Results provided by **TISSOT**



Game No: 41

Shot Chart

Схема бросков

CAN 55 vs 60 HUN

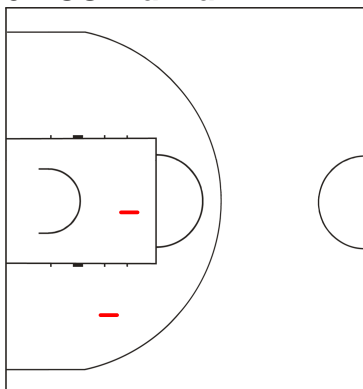
(17 - 10, 16 - 19, 8 - 15, 14 - 16)

Scoring by 5 min intervals:

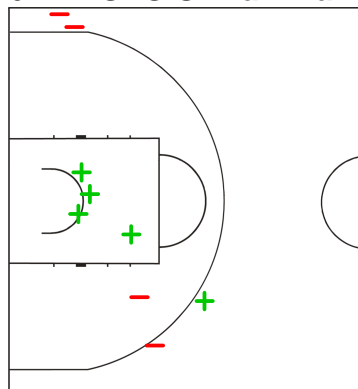
	Q1		Q2		Q3		Q4	
CAN	15	17	27	33	37	41	49	55
HUN	4	10	19	29	40	44	52	60

CAN - Canada

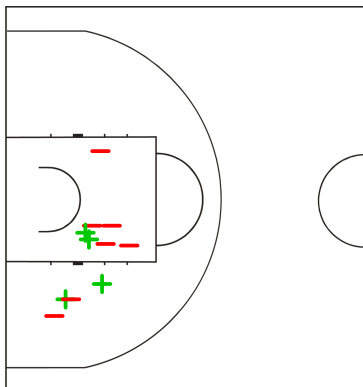
5 ROS Dianna



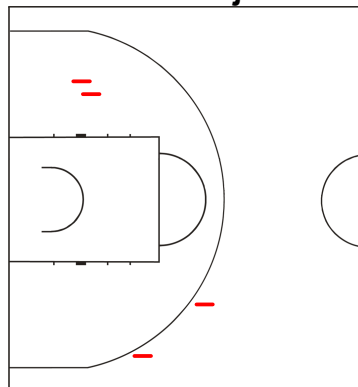
6 LANGLOIS Miah-Marie



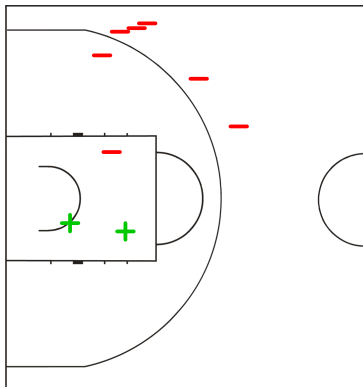
7 WILLIAMS Korissa



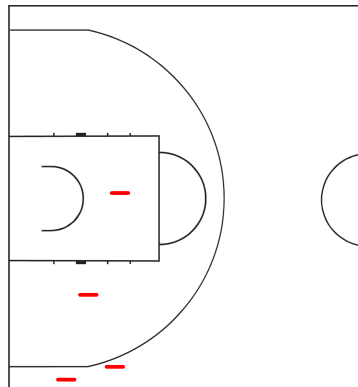
8 YOUNG Kristjana



9 COWARD Rachelle



10 CHAMBERS Erin



LEGEND

+ Shot Made

-

Shot Missed

Timing and Results provided by TISSOT



Game No: 41

Shot Chart
Схема бросков

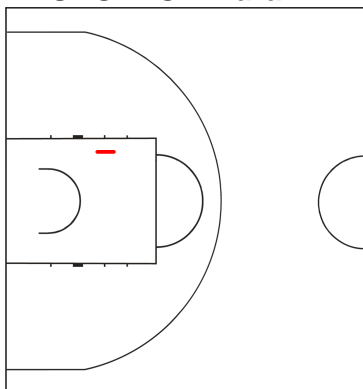
CAN 55 vs 60 HUN
(17 - 10, 16 - 19, 8 - 15, 14 - 16)

Scoring by 5 min intervals:

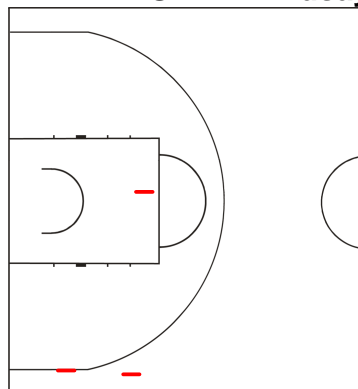
	Q1		Q2		Q3		Q4	
CAN	15	17	27	33	37	41	49	55
HUN	4	10	19	29	40	44	52	60

CAN - Canada

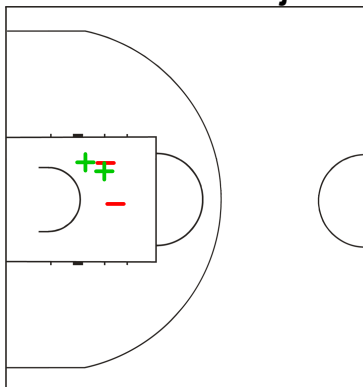
11 SPOTTON Kara



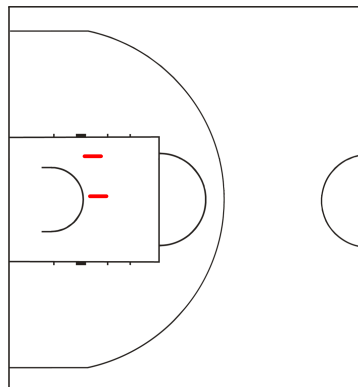
12 LEDINGHAM Lindsay



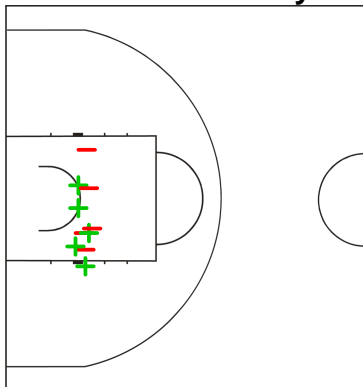
13 CAMPBELL Taijah



14 KREIGER Tessa



15 EMMERSON Dalyce



LEGEND

+ Shot Made

-

Shot Missed

Timing and Results provided by **TISSOT**



Game No: 41

Shot Chart
Схема бросков

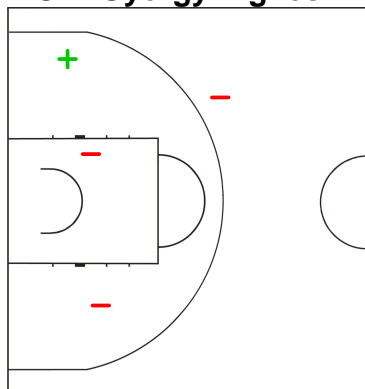
CAN 55 vs 60 HUN
(17 - 10, 16 - 19, 8 - 15, 14 - 16)

Scoring by 5 min intervals:

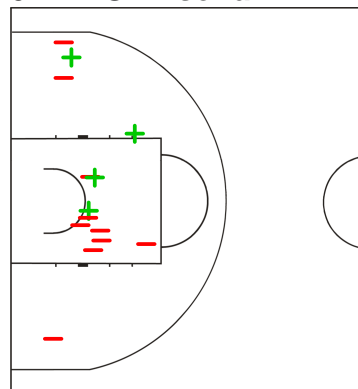
	Q1		Q2		Q3		Q4	
CAN	15	17	27	33	37	41	49	55
HUN	4	10	19	29	40	44	52	60

HUN - Hungary

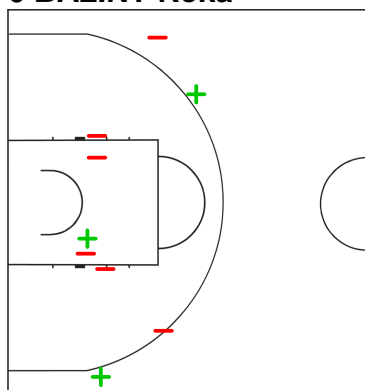
4 ORI Gyorgyi Agnes



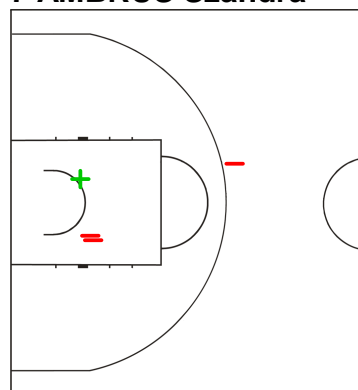
5 VARGA Zsafia



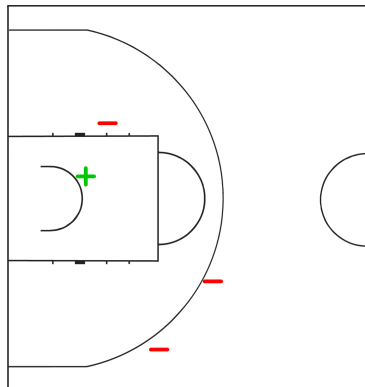
6 BALINT Reka



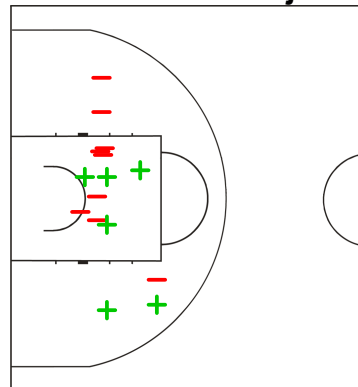
7 AMBRUS Szandra



10 MANYOKI Judit Eszter



11 KRIVACEVIC Tijana



LEGEND

+ Shot Made

-

Shot Missed

Timing and Results provided by TISSOT



Game No: 41

Shot Chart
Схема бросков

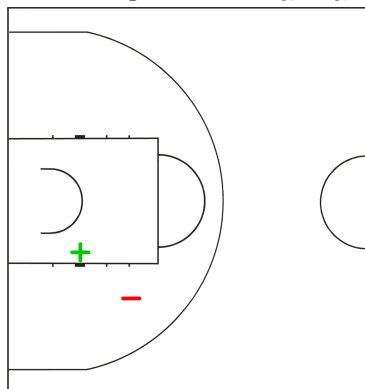
CAN 55 vs 60 HUN
(17 - 10, 16 - 19, 8 - 15, 14 - 16)

Scoring by 5 min intervals:

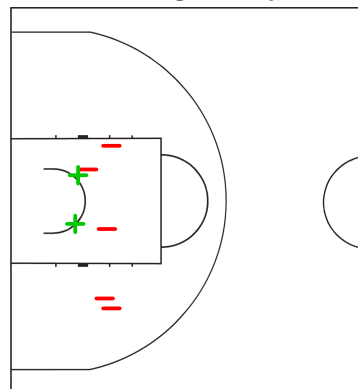
	Q1		Q2		Q3		Q4	
CAN	15	17	27	33	37	41	49	55
HUN	4	10	19	29	40	44	52	60

HUN - Hungary

12 MANSARE Anna Manty



14 ADAMECZ Lilla



LEGEND

+ Shot Made

-

Shot Missed



Game No: 41

Lineup Analysis

Анализ

CAN 55 vs 60 HUN

CAN

Lineup efficiency

6	LANGLOIS M	7	WILLIAMS K	8	YOUNG K	12	LEDINGHAM L	15	EMMERSON D	6:53
6	LANGLOIS M	7	WILLIAMS K	8	YOUNG K	9	COWARD R	15	EMMERSON D	6:16
6	LANGLOIS M	7	WILLIAMS K	9	COWARD R	10	CHAMBERS E	15	EMMERSON D	5:36
6	LANGLOIS M	7	WILLIAMS K	8	YOUNG K	12	LEDINGHAM L	13	CAMPBELL T	3:29
5	ROS D	6	LANGLOIS M	10	CHAMBERS E	12	LEDINGHAM L	15	EMMERSON D	3:13
6	LANGLOIS M	7	WILLIAMS K	9	COWARD R	12	LEDINGHAM L	14	KREIGER T	2:28
7	WILLIAMS K	8	YOUNG K	9	COWARD R	10	CHAMBERS E	13	CAMPBELL T	2:02
7	WILLIAMS K	8	YOUNG K	9	COWARD R	10	CHAMBERS E	15	EMMERSON D	1:43
6	LANGLOIS M	7	WILLIAMS K	8	YOUNG K	9	COWARD R	13	CAMPBELL T	1:26
5	ROS D	7	WILLIAMS K	9	COWARD R	10	CHAMBERS E	14	KREIGER T	1:15
6	LANGLOIS M	7	WILLIAMS K	8	YOUNG K	11	SPOTTON K	15	EMMERSON D	1:06
6	LANGLOIS M	7	WILLIAMS K	9	COWARD R	12	LEDINGHAM L	13	CAMPBELL T	0:55
7	WILLIAMS K	8	YOUNG K	9	COWARD R	12	LEDINGHAM L	13	CAMPBELL T	0:51
6	LANGLOIS M	7	WILLIAMS K	9	COWARD R	10	CHAMBERS E	14	KREIGER T	0:38
7	WILLIAMS K	8	YOUNG K	9	COWARD R	12	LEDINGHAM L	15	EMMERSON D	0:38
6	LANGLOIS M	7	WILLIAMS K	8	YOUNG K	11	SPOTTON K	13	CAMPBELL T	0:36
6	LANGLOIS M	8	YOUNG K	9	COWARD R	10	CHAMBERS E	15	EMMERSON D	0:36
5	ROS D	7	WILLIAMS K	9	COWARD R	10	CHAMBERS E	15	EMMERSON D	0:19

Score development

6	LANGLOIS M	7	WILLIAMS K	9	COWARD R	10	CHAMBERS E	15	EMMERSON D	5:36	+4
6	LANGLOIS M	7	WILLIAMS K	9	COWARD R	10	CHAMBERS E	14	KREIGER T	0:38	+3
6	LANGLOIS M	7	WILLIAMS K	8	YOUNG K	12	LEDINGHAM L	15	EMMERSON D	6:53	+3
5	ROS D	7	WILLIAMS K	9	COWARD R	10	CHAMBERS E	15	EMMERSON D	0:19	+2
7	WILLIAMS K	8	YOUNG K	9	COWARD R	10	CHAMBERS E	15	EMMERSON D	1:43	+2
6	LANGLOIS M	7	WILLIAMS K	8	YOUNG K	11	SPOTTON K	13	CAMPBELL T	0:36	-1
6	LANGLOIS M	8	YOUNG K	9	COWARD R	10	CHAMBERS E	15	EMMERSON D	0:36	-1
7	WILLIAMS K	8	YOUNG K	9	COWARD R	12	LEDINGHAM L	15	EMMERSON D	0:38	0
6	LANGLOIS M	7	WILLIAMS K	9	COWARD R	12	LEDINGHAM L	13	CAMPBELL T	0:55	0
6	LANGLOIS M	7	WILLIAMS K	8	YOUNG K	11	SPOTTON K	15	EMMERSON D	1:06	0
6	LANGLOIS M	7	WILLIAMS K	8	YOUNG K	9	COWARD R	13	CAMPBELL T	1:26	0
7	WILLIAMS K	8	YOUNG K	9	COWARD R	10	CHAMBERS E	13	CAMPBELL T	2:02	-1
6	LANGLOIS M	7	WILLIAMS K	8	YOUNG K	12	LEDINGHAM L	13	CAMPBELL T	3:29	0
5	ROS D	6	LANGLOIS M	10	CHAMBERS E	12	LEDINGHAM L	15	EMMERSON D	3:13	-2
7	WILLIAMS K	8	YOUNG K	9	COWARD R	12	LEDINGHAM L	13	CAMPBELL T	0:51	-3
6	LANGLOIS M	7	WILLIAMS K	9	COWARD R	12	LEDINGHAM L	14	KREIGER T	2:28	-3
5	ROS D	7	WILLIAMS K	9	COWARD R	10	CHAMBERS E	14	KREIGER T	1:15	-4
6	LANGLOIS M	7	WILLIAMS K	8	YOUNG K	9	COWARD R	15	EMMERSON D	6:16	-4



Game No: 41

Lineup Analysis

Анализ

HUN

Lineup efficiency


4	ORI G	5	VARGA Z	6	BALINT R	7	AMBRUS S	11	KRIVACEVIC T	8:50
5	VARGA Z	6	BALINT R	7	AMBRUS S	10	MANYOKI J	11	KRIVACEVIC T	5:13
5	VARGA Z	7	AMBRUS S	11	KRIVACEVIC T	12	MANSARE A	14	ADAMECZ L	3:45
4	ORI G	5	VARGA Z	10	MANYOKI J	11	KRIVACEVIC T	14	ADAMECZ L	3:15
4	ORI G	5	VARGA Z	6	BALINT R	9	VELKEY K	12	MANSARE A	3:13
5	VARGA Z	6	BALINT R	7	AMBRUS S	11	KRIVACEVIC T	14	ADAMECZ L	3:07
4	ORI G	6	BALINT R	7	AMBRUS S	11	KRIVACEVIC T	12	MANSARE A	2:36
5	VARGA Z	6	BALINT R	7	AMBRUS S	12	MANSARE A	14	ADAMECZ L	2:19
4	ORI G	6	BALINT R	9	VELKEY K	12	MANSARE A	14	ADAMECZ L	2:11
5	VARGA Z	6	BALINT R	10	MANYOKI J	12	MANSARE A	14	ADAMECZ L	1:49
4	ORI G	5	VARGA Z	6	BALINT R	10	MANYOKI J	11	KRIVACEVIC T	1:34
4	ORI G	5	VARGA Z	6	BALINT R	10	MANYOKI J	12	MANSARE A	0:47
4	ORI G	7	AMBRUS S	11	KRIVACEVIC T	12	MANSARE A	14	ADAMECZ L	0:45
4	ORI G	5	VARGA Z	7	AMBRUS S	11	KRIVACEVIC T	14	ADAMECZ L	0:24
4	ORI G	5	VARGA Z	6	BALINT R	7	AMBRUS S	12	MANSARE A	0:12

Score development

4	ORI G	5	VARGA Z	6	BALINT R	7	AMBRUS S	11	KRIVACEVIC T	8:50	+13
4	ORI G	6	BALINT R	7	AMBRUS S	11	KRIVACEVIC T	12	MANSARE A	2:36	+4
4	ORI G	7	AMBRUS S	11	KRIVACEVIC T	12	MANSARE A	14	ADAMECZ L	0:45	+2
4	ORI G	5	VARGA Z	6	BALINT R	10	MANYOKI J	11	KRIVACEVIC T	1:34	+2
5	VARGA Z	6	BALINT R	7	AMBRUS S	11	KRIVACEVIC T	14	ADAMECZ L	3:07	+2
4	ORI G	5	VARGA Z	6	BALINT R	9	VELKEY K	12	MANSARE A	3:13	+2
5	VARGA Z	6	BALINT R	10	MANYOKI J	12	MANSARE A	14	ADAMECZ L	1:49	+1
5	VARGA Z	7	AMBRUS S	11	KRIVACEVIC T	12	MANSARE A	14	ADAMECZ L	3:45	+1
4	ORI G	5	VARGA Z	6	BALINT R	7	AMBRUS S	12	MANSARE A	0:12	0
4	ORI G	5	VARGA Z	7	AMBRUS S	11	KRIVACEVIC T	14	ADAMECZ L	0:24	0
4	ORI G	5	VARGA Z	6	BALINT R	10	MANYOKI J	12	MANSARE A	0:47	0
5	VARGA Z	6	BALINT R	7	AMBRUS S	12	MANSARE A	14	ADAMECZ L	2:19	-2
4	ORI G	5	VARGA Z	10	MANYOKI J	11	KRIVACEVIC T	14	ADAMECZ L	3:15	-3
4	ORI G	6	BALINT R	9	VELKEY K	12	MANSARE A	14	ADAMECZ L	2:11	-6
5	VARGA Z	6	BALINT R	7	AMBRUS S	10	MANYOKI J	11	KRIVACEVIC T	5:13	-11

LEGEND

+ Shot Made - Shot Missed

Timing and Results provided by  TISSOT



Game No: 46

Start List

Стартовый список

JPN vs FIN

Referee: BUKURESTI Laszlo Lorand (ROU)

Umpire: GYORFFY Pal Attila (HUN) / BATBAYAR Ganzorig (MGL)

JPN - Japan

No.	Name	Pos	Height m / ft in	Age	Current Games Statistics						
					PPG	FG%	3FG%	FT%	RPG	APG	MPG (GP)
4	AMANO Kayoko	F	1.80/5'11"	23	5.6	48	20	33	3.6	0.6	21:58 (5)
5	SONODA Nao	F	1.78/5'10"	23	6.8	41	100	86	1.6	0.8	18:50 (5)
6	KURIHARA Mika	G	1.76/5'9"	24	9.4	43	50	100	2.4	1.6	18:14 (5)
7	IKEUCHI Yuri	F	1.80/5'11"	24	4.3	38	20	100	2.3	0.7	18:26 (3)
8	IJU Minami	G	1.68/5'6"	22	10.0	33	29	63	3.0	1.8	18:33 (4)
9	HONDA Masami	F	1.76/5'9"	22	9.4	44	25	87	3.2	1.2	29:05 (5)
10	OCHIAI Satomi	G	1.65/5'5"	22	6.4	32	32	100	3.4	2.6	25:16 (5)
11	SHINOZAKI Mio	G	1.66/5'5"	21	16.0	38	31	67	5.0	2.0	29:33 (5)
12	KOSUGE Yuka	C	1.80/5'11"	21	5.6	54	0	50	3.0	0.4	17:39 (5)
13	KATO Yuki	F	1.77/5'10"	21	1.0	50		100	1.0	0.3	11:20 (3)
14	SEZAKI Rina	G	1.62/5'4"	21	0.0				0.0	0.0	0:00 (0)
15	HASHIZUME Mari	C	1.82/6'0"	21	3.7	50		83	3.7	0.3	11:06 (3)
Team			1.74/5'9"	22.1	72.6	41	34	77	32.8	11.4	
Coach		HAGIWARA Mikiko									
Assistant Coach		NODERA Kazuhiko					MORIYA Shiho				

JPN Played		
PR	CAN	48 - 76
PR	TPE	64 - 69
PR	UKR	68 - 66
Q9	CHN	74 - 80
S13	MLI	109 - 61


FIN - Finland

No.	Name	Pos	Height m / ft in	Age	Current Games Statistics						
					PPG	FG%	3FG%	FT%	RPG	APG	MPG (GP)
4	BEDRETDIN Meral	F	1.74/5'9"	20	3.0	29	29	50	1.0	1.4	20:21 (5)
5	JÄRVIKANGAS Noora	C	1.84/6'0"	19	11.8	43	31	83	3.0	0.0	23:44 (4)
6	WAHLGREN Saara	F	1.72/5'8"	20	2.6	31	40	25	0.2	0.4	9:18 (5)
7	MÄKITALO Anni	F	1.75/5'9"	21	5.2	35	0	67	1.0	1.4	17:36 (5)
8	LEINO Emmi	F	1.82/6'0"	19	1.6	23	40	0	0.4	0.4	12:35 (5)
9	VAPAMAA Hanna	F	1.81/5'11"	22	1.6	25	22		1.2	0.4	7:27 (5)
10	GROSS Krista	F	1.83/6'0"	22	6.6	31	17	67	5.8	1.6	26:45 (5)
11	SALOMAA Henna	F	1.77/5'10"	24	11.3	47	38	36	1.8	1.0	24:07 (4)
12	LEHTORANTA Linda-Lotta	F	1.75/5'9"	21	9.0	31	21	60	3.2	2.6	26:06 (5)
13	SAARINEN Laura	C	1.86/6'1"	21	7.5	40	33	50	7.8	1.3	27:31 (4)
14	POUNDS Anissa	F	1.73/5'8"	20	2.2	14	14	100	0.8	0.4	7:19 (5)
15	PELANDER Sofia	C	1.88/6'2"	20	4.2	50		70	2.0	0.2	12:11 (5)
Team			1.79/5'10"	20.8	60.4	34	27	62	30.8	10.6	
Coach		MIROLYBOV Anton									
Assistant Coach		IMMONEN Jussi									

FIN Played		
PR	CHN	62 - 74
PR	HUN	59 - 64
PR	AUS	46 - 95
Q9	UKR	51 - 80
S13	MGL	84 - 38

LEGEND

(1)	Point Guard	(2)	Shooting Guard	(3)	Small Forward	(4)	Power Forward	(5)	Centre
(C)	Captain	3FG%	3 Points Field Goals %	APG	Assists per Game	C	Centre	F	Forward
FG%	Field Goals %	FT%	Free Throws %	G	Guard	GP	Games Played	MPG	Minutes Played per Game
Pos	Playing Position	PPG	Points per Game	PR	Preliminary Round	RPG	Rebounds per Game		

Timing and Results provided by  TISSOT



Game No: 46

Results
Результаты

Attendance: 250

Match Duration: 1:31

JPN 78 vs 63 FIN
(22:16, 19:20, 19:12, 18:15)

Referee: BUKURESTI Laszlo Lorand (ROU)

Commissioner:

Umpire: GYORFFY Pal Attila (HUN) / BATBAYAR Ganzorig (MGL)

		Q1		Q2		Q3		Q4	
Scoring by 5 min intervals:	JPN	5	22	30	41	52	60	71	78
	FIN	7	16	26	36	45	48	58	63

JPN - Japan

No.	Name	MIN	Field Goals		2 Points		3 Points		Free Throws		Rebounds			AS	TO	ST	BS	PF	FD	PTS
			M/A	%	M/A	%	M/A	%	M/A	%	OR	DR	TOT							
*4	AMANO Kayoko	17:40	4/6	67	3/4	75	1/2	50	0/0	0	0	2	2	0	1	3	2	3	0	9
*5	SONODA Nao	19:16	2/2	100	2/2	100	0/0	0	2/2	100	1	1	2	2	3	0	0	3	2	6
6	KURIHARA Mika	23:59	6/8	75	2/2	100	4/6	67	1/2	50	0	1	1	3	0	2	0	1	1	17
7	IKEUCHI Yuri	18:30	2/8	25	2/4	50	0/4	0	0/0	0	1	2	3	3	1	1	0	3	2	4
8	IJU Minami	22:45	2/6	33	0/1	0	2/5	40	0/0	0	0	4	4	4	5	1	0	1	0	6
*9	HONDA Masami	28:02	6/10	60	6/8	75	0/2	0	0/0	0	3	3	6	2	0	2	0	2	3	12
*10	OCHIAI Satomi	17:15	3/6	50	3/3	100	0/3	0	0/0	0	0	1	1	2	3	1	0	2	1	6
*11	SHINOZAKI Mio	27:59	3/9	33	2/5	40	1/4	25	1/2	50	0	3	3	4	5	2	0	1	3	8
12	KOSUGE Yuka	21:15	4/8	50	4/8	50	0/0	0	2/2	100	3	2	5	2	1	1	0	1	3	10
13	KATO Yuki	0:00	0/0	0	0/0	0	0/0	0	0/0	0	0	0	0	0	0	0	0	0	0	0
14	SEZAKI Rina	0:00	0/0	0	0/0	0	0/0	0	0/0	0	0	0	0	0	0	0	0	0	0	0
15	HASHIZUME Mari	3:19	0/0	0	0/0	0	0/0	0	0/0	0	0	0	0	0	0	0	0	1	0	0
Team / Coach											4	1	5							
Totals			32/63	51	24/37	65	8/26	31	6/8	75	12	20	32	22	19	13	2	18	15	78
Coach		HAGIWARA Mikiko																		
Assistant Coach		NODERA Kazuhiko													MORIYA Shiho					

FIN - Finland

No.	Name	MIN	Field Goals		2 Points		3 Points		Free Throws		Rebounds			AS	TO	ST	BS	PF	FD	PTS
			M/A	%	M/A	%	M/A	%	M/A	%	OR	DR	TOT							
*4	BEDRETDIN Meral	19:03	2/5	40	2/4	50	0/1	0	1/1	100	0	0	0	2	2	1	0	2	2	5
5	JÄRVIKANGAS Noora	0:00	0/0	0	0/0	0	0/0	0	0/0	0	0	0	0	0	0	0	0	0	0	0
6	WAHLGREN Saara	6:32	0/1	0	0/0	0	0/1	0	0/0	0	0	0	0	0	0	0	0	0	0	0
7	MÄKITALO Anni	23:08	3/4	75	2/3	67	1/1	100	0/0	0	1	1	2	0	4	1	0	0	1	7
8	LEINO Emmi	7:20	0/1	0	0/0	0	0/1	0	1/2	50	0	0	0	1	3	0	0	0	1	1
9	VAPAMAA Hanna	3:09	0/1	0	0/1	0	0/0	0	0/0	0	0	0	0	0	0	2	0	2	0	0
*10	GROSS Krista	27:25	2/3	67	2/3	67	0/0	0	0/0	0	1	2	3	1	3	0	1	4	1	4
*11	SALOMAA Henna	25:26	2/7	29	0/1	0	2/6	33	3/4	75	0	1	1	5	3	0	0	1	3	9
*12	LEHTORANTA Linda-Lotta	31:31	10/20	50	8/12	67	2/8	25	5/6	83	0	3	3	3	0	3	2	0	3	27
*13	SAARINEN Laura	29:07	2/6	33	2/5	40	0/1	0	0/0	0	2	1	3	0	2	2	0	2	1	4
14	POUNDS Anissa	4:06	0/0	0	0/0	0	0/0	0	0/0	0	0	1	1	0	1	0	0	0	1	0
15	PELANDER Sofia	23:13	3/4	75	3/4	75	0/0	0	0/0	0	1	5	6	0	3	1	0	1	3	6
Team / Coach											2	3	5							
Totals			24/52	46	19/33	58	5/19	26	10/13	77	7	17	24	9	24	9	1	15	17	63
Coach		MIROLYBOV Anton																		
Assistant Coach		IMMONEN Jussi																		

	JPN	FIN
Points from Turnovers	21	15
Points in the Paint	40	34
Second Chance Points	4	5
Fast Break Points	4	2

	JPN	FIN
Biggest Lead	17	4
Biggest Scoring Run	12-0 (34-26)	13-0 (22-26)
Lead Changes	7	
Times Tied	1	

LEGEND			
%	Shooting Percentage	(C)	Captain
BS	Blocked Shots	DR	Defensive Rebounds
OR	Offensive Rebounds	OTx	Overtime
S	Suspended	ST	Steals
(I)	Injured	FD	Fouls Drawn
PF	Fouls	PTS	Points
TO	Turnovers	TOT	Total Rebounds
*	Starters	AS	Assists
M/A	Made / Attempts	MIN	Minutes Played
Qx	Quarter Time		

Timing and Results provided by TISSOT



Game No: 46

Shot Chart
Схема бросков

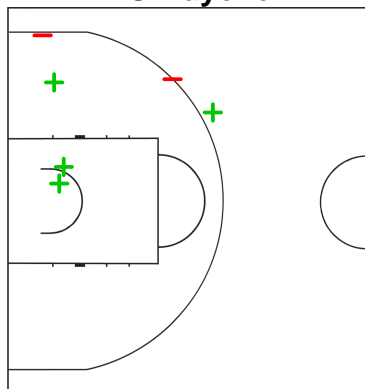
JPN 78 vs 63 FIN
(22 - 16, 19 - 20, 19 - 12, 18 - 15)

Scoring by 5 min intervals:

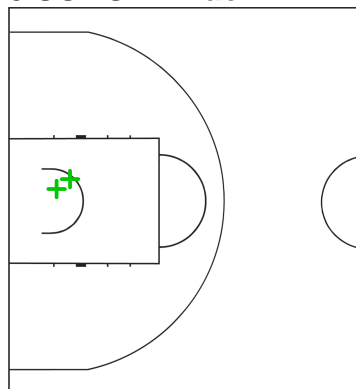
	Q1		Q2		Q3		Q4	
JPN	5	22	30	41	52	60	71	78
FIN	7	16	26	36	45	48	58	63

JPN - Japan

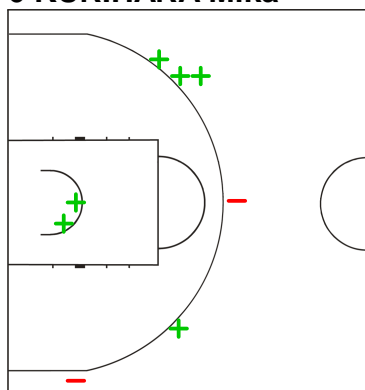
4 AMANO Kayoko



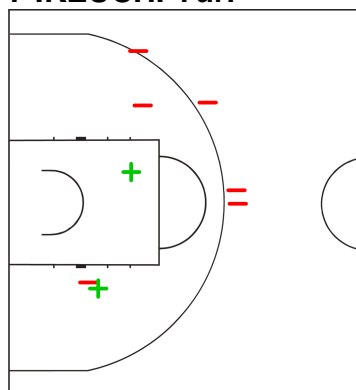
5 SONODA Nao



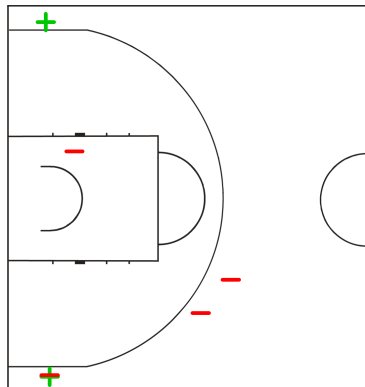
6 KURIHARA Mika



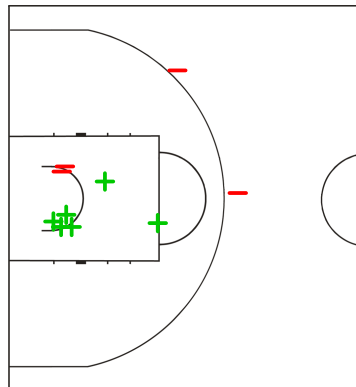
7 IKEUCHI Yuri



8 IJU Minami



9 HONDA Masami



LEGEND

+ Shot Made

-

Shot Missed

Timing and Results provided by **TISSOT**



Game No: 46

Shot Chart
Схема бросков

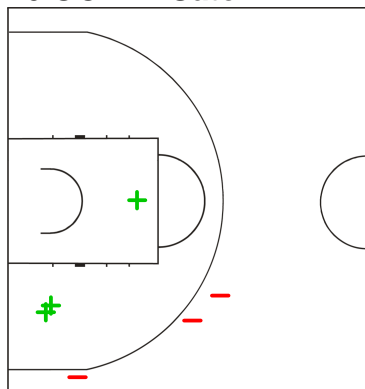
JPN 78 vs 63 FIN
(22 - 16, 19 - 20, 19 - 12, 18 - 15)

Scoring by 5 min intervals:

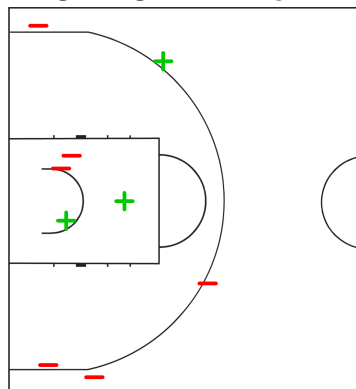
	Q1		Q2		Q3		Q4	
JPN	5	22	30	41	52	60	71	78
FIN	7	16	26	36	45	48	58	63

JPN - Japan

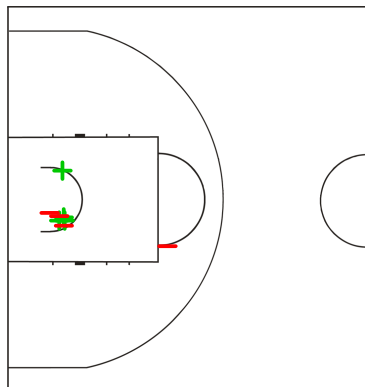
10 OCHIAI Satomi



11 SHINOZAKI Mio



12 KOSUGE Yuka



LEGEND

+ Shot Made

- Shot Missed



Game No: 46

Shot Chart

Схема бросков

JPN 78 vs 63 FIN

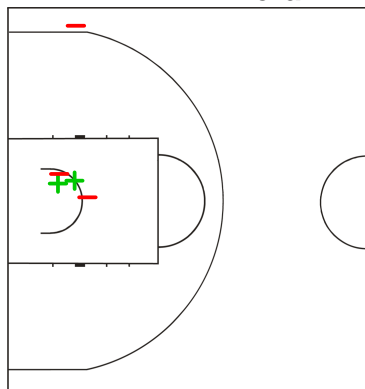
(22 - 16, 19 - 20, 19 - 12, 18 - 15)

Scoring by 5 min intervals:

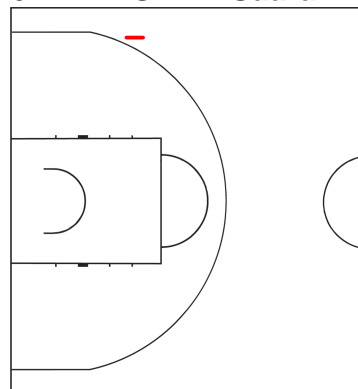
	Q1		Q2		Q3		Q4	
JPN	5	22	30	41	52	60	71	78
FIN	7	16	26	36	45	48	58	63

FIN - Finland

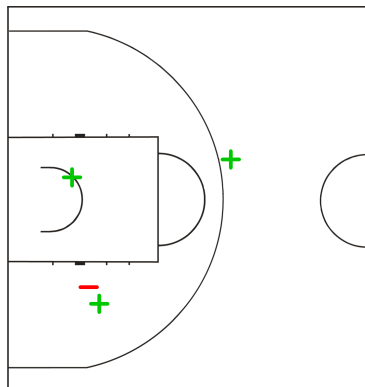
4 BEDRETDIN Meral



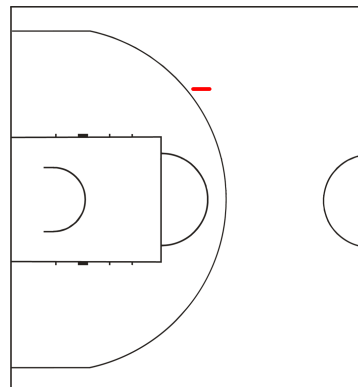
6 WAHLGREN Saara



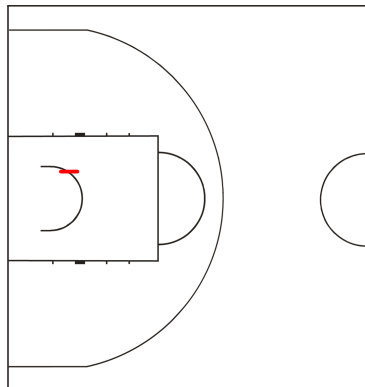
7 MÄKITALO Anni



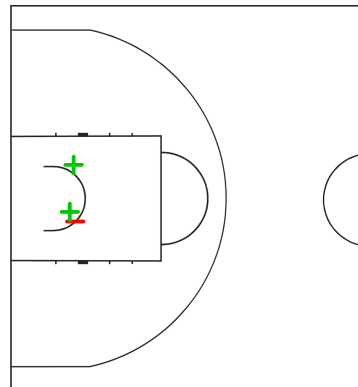
8 LEINO Emmi



9 VAPAMAA Hanna



10 GROSS Krista



LEGEND

+ Shot Made

-

Shot Missed

Timing and Results provided by **TISSOT**



Game No: 46

Shot Chart
Схема бросков

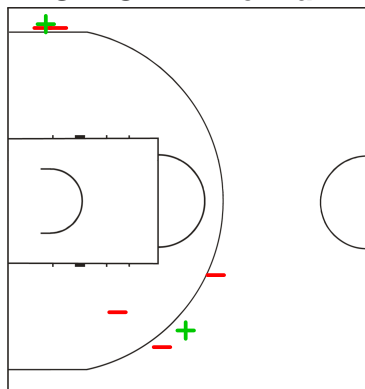
JPN 78 vs 63 FIN
(22 - 16, 19 - 20, 19 - 12, 18 - 15)

Scoring by 5 min intervals:

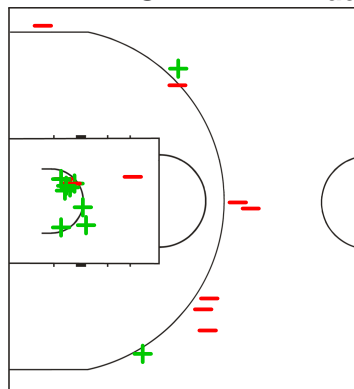
	Q1		Q2		Q3		Q4	
JPN	5	22	30	41	52	60	71	78
FIN	7	16	26	36	45	48	58	63

FIN - Finland

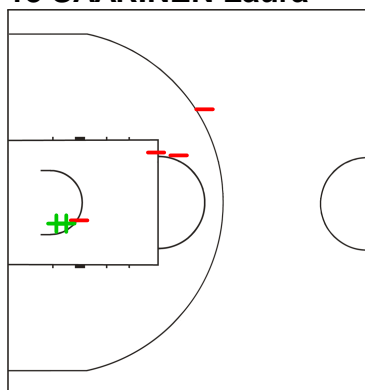
11 SALOMAA Henna



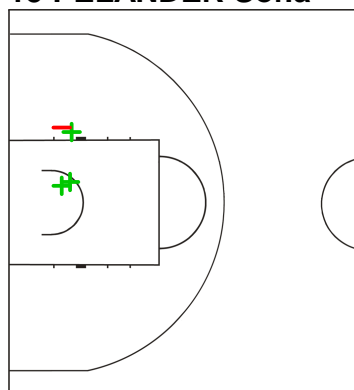
12 LEHTORANTA Linda-Lotta



13 SAARINEN Laura



15 PELANDER Sofia



LEGEND

+ Shot Made

- Shot Missed

Timing and Results provided by **TISSOT**



Game No: 46

Lineup Analysis

Анализ

JPN 78 vs 63 FIN

JPN

Lineup efficiency

6	KURIHARA M	7	IKEUCHI Y	8	IJU M	11	SHINOZAKI M	12	KOSUGE Y	9:50
4	AMANO K	5	SONODA N	9	HONDA M	10	OCHIAI S	11	SHINOZAKI M	7:31
6	KURIHARA M	7	IKEUCHI Y	8	IJU M	9	HONDA M	12	KOSUGE Y	2:58
5	SONODA N	6	KURIHARA M	9	HONDA M	10	OCHIAI S	12	KOSUGE Y	2:56
5	SONODA N	6	KURIHARA M	7	IKEUCHI Y	8	IJU M	9	HONDA M	2:46
4	AMANO K	8	IJU M	9	HONDA M	11	SHINOZAKI M	15	HASHIZUME M	2:46
4	AMANO K	5	SONODA N	6	KURIHARA M	9	HONDA M	10	OCHIAI S	2:13
4	AMANO K	9	HONDA M	10	OCHIAI S	11	SHINOZAKI M	12	KOSUGE Y	2:00
5	SONODA N	7	IKEUCHI Y	8	IJU M	9	HONDA M	11	SHINOZAKI M	1:48
4	AMANO K	6	KURIHARA M	8	IJU M	11	SHINOZAKI M	12	KOSUGE Y	1:39
5	SONODA N	6	KURIHARA M	7	IKEUCHI Y	9	HONDA M	10	OCHIAI S	1:08
4	AMANO K	8	IJU M	9	HONDA M	11	SHINOZAKI M	12	KOSUGE Y	0:58
4	AMANO K	9	HONDA M	10	OCHIAI S	11	SHINOZAKI M	15	HASHIZUME M	0:33
5	SONODA N	6	KURIHARA M	10	OCHIAI S	11	SHINOZAKI M	12	KOSUGE Y	0:29
5	SONODA N	9	HONDA M	10	OCHIAI S	11	SHINOZAKI M	12	KOSUGE Y	0:25

Score development

6	KURIHARA M	7	IKEUCHI Y	8	IJU M	11	SHINOZAKI M	12	KOSUGE Y	9:50	+11
5	SONODA N	6	KURIHARA M	9	HONDA M	10	OCHIAI S	12	KOSUGE Y	2:56	+5
5	SONODA N	7	IKEUCHI Y	8	IJU M	9	HONDA M	11	SHINOZAKI M	1:48	+4
5	SONODA N	9	HONDA M	10	OCHIAI S	11	SHINOZAKI M	12	KOSUGE Y	0:25	+2
4	AMANO K	8	IJU M	9	HONDA M	11	SHINOZAKI M	12	KOSUGE Y	0:58	+2
6	KURIHARA M	7	IKEUCHI Y	8	IJU M	9	HONDA M	12	KOSUGE Y	2:58	+2
4	AMANO K	9	HONDA M	10	OCHIAI S	11	SHINOZAKI M	12	KOSUGE Y	2:00	+1
4	AMANO K	5	SONODA N	9	HONDA M	10	OCHIAI S	11	SHINOZAKI M	7:31	+1
5	SONODA N	6	KURIHARA M	7	IKEUCHI Y	9	HONDA M	10	OCHIAI S	1:08	0
5	SONODA N	6	KURIHARA M	7	IKEUCHI Y	8	IJU M	9	HONDA M	2:46	-1
4	AMANO K	8	IJU M	9	HONDA M	11	SHINOZAKI M	15	HASHIZUME M	2:46	0
5	SONODA N	6	KURIHARA M	10	OCHIAI S	11	SHINOZAKI M	12	KOSUGE Y	0:29	-2
4	AMANO K	9	HONDA M	10	OCHIAI S	11	SHINOZAKI M	15	HASHIZUME M	0:33	-2
4	AMANO K	5	SONODA N	6	KURIHARA M	9	HONDA M	10	OCHIAI S	2:13	-2
4	AMANO K	6	KURIHARA M	8	IJU M	11	SHINOZAKI M	12	KOSUGE Y	1:39	-6



Game No: 46

Lineup Analysis

Анализ

FIN

Lineup efficiency


4	BEDRETDIN M	10	GROSS K	11	SALOMAA H	12	LEHTORANTA L	13	SAARINEN L	7:27
7	MÄKITALO A	10	GROSS K	11	SALOMAA H	12	LEHTORANTA L	13	SAARINEN L	4:46
7	MÄKITALO A	8	LEINO E	12	LEHTORANTA L	13	SAARINEN L	15	PELANDER S	3:13
4	BEDRETDIN M	6	WAHLGREN S	12	LEHTORANTA L	13	SAARINEN L	15	PELANDER S	2:39
6	WAHLGREN S	7	MÄKITALO A	10	GROSS K	12	LEHTORANTA L	15	PELANDER S	2:19
4	BEDRETDIN M	7	MÄKITALO A	10	GROSS K	11	SALOMAA H	13	SAARINEN L	2:02
7	MÄKITALO A	8	LEINO E	11	SALOMAA H	13	SAARINEN L	15	PELANDER S	1:54
4	BEDRETDIN M	10	GROSS K	11	SALOMAA H	12	LEHTORANTA L	15	PELANDER S	1:52
4	BEDRETDIN M	10	GROSS K	12	LEHTORANTA L	13	SAARINEN L	14	POUNDS A	1:39
8	LEINO E	11	SALOMAA H	12	LEHTORANTA L	13	SAARINEN L	15	PELANDER S	1:37
4	BEDRETDIN M	6	WAHLGREN S	10	GROSS K	14	POUNDS A	15	PELANDER S	1:34
4	BEDRETDIN M	7	MÄKITALO A	10	GROSS K	11	SALOMAA H	15	PELANDER S	1:31
7	MÄKITALO A	9	VAPAMAA H	11	SALOMAA H	13	SAARINEN L	15	PELANDER S	1:28
7	MÄKITALO A	11	SALOMAA H	12	LEHTORANTA L	13	SAARINEN L	15	PELANDER S	1:25
7	MÄKITALO A	10	GROSS K	11	SALOMAA H	12	LEHTORANTA L	15	PELANDER S	1:24
7	MÄKITALO A	9	VAPAMAA H	10	GROSS K	12	LEHTORANTA L	15	PELANDER S	1:22
7	MÄKITALO A	10	GROSS K	12	LEHTORANTA L	13	SAARINEN L	14	POUNDS A	0:53
7	MÄKITALO A	8	LEINO E	10	GROSS K	12	LEHTORANTA L	15	PELANDER S	0:36
4	BEDRETDIN M	7	MÄKITALO A	9	VAPAMAA H	12	LEHTORANTA L	15	PELANDER S	0:15
4	BEDRETDIN M	9	VAPAMAA H	12	LEHTORANTA L	13	SAARINEN L	15	PELANDER S	0:04

Score development

4	BEDRETDIN M	10	GROSS K	11	SALOMAA H	12	LEHTORANTA L	15	PELANDER S	1:52	+7
8	LEINO E	11	SALOMAA H	12	LEHTORANTA L	13	SAARINEN L	15	PELANDER S	1:37	+5
7	MÄKITALO A	9	VAPAMAA H	11	SALOMAA H	13	SAARINEN L	15	PELANDER S	1:28	+2
7	MÄKITALO A	8	LEINO E	11	SALOMAA H	13	SAARINEN L	15	PELANDER S	1:54	+1
4	BEDRETDIN M	9	VAPAMAA H	12	LEHTORANTA L	13	SAARINEN L	15	PELANDER S	0:04	0
4	BEDRETDIN M	7	MÄKITALO A	9	VAPAMAA H	12	LEHTORANTA L	15	PELANDER S	0:15	0
7	MÄKITALO A	10	GROSS K	12	LEHTORANTA L	13	SAARINEN L	14	POUNDS A	0:53	0
7	MÄKITALO A	11	SALOMAA H	12	LEHTORANTA L	13	SAARINEN L	15	PELANDER S	1:25	0
4	BEDRETDIN M	6	WAHLGREN S	10	GROSS K	14	POUNDS A	15	PELANDER S	1:34	0
4	BEDRETDIN M	7	MÄKITALO A	10	GROSS K	11	SALOMAA H	13	SAARINEN L	2:02	0
6	WAHLGREN S	7	MÄKITALO A	10	GROSS K	12	LEHTORANTA L	15	PELANDER S	2:19	0
7	MÄKITALO A	8	LEINO E	10	GROSS K	12	LEHTORANTA L	15	PELANDER S	0:36	-2
4	BEDRETDIN M	6	WAHLGREN S	12	LEHTORANTA L	13	SAARINEN L	15	PELANDER S	2:39	-2
7	MÄKITALO A	10	GROSS K	11	SALOMAA H	12	LEHTORANTA L	15	PELANDER S	1:24	-3
4	BEDRETDIN M	10	GROSS K	12	LEHTORANTA L	13	SAARINEN L	14	POUNDS A	1:39	-3
7	MÄKITALO A	8	LEINO E	12	LEHTORANTA L	13	SAARINEN L	15	PELANDER S	3:13	-3
4	BEDRETDIN M	7	MÄKITALO A	10	GROSS K	11	SALOMAA H	15	PELANDER S	1:31	-4
7	MÄKITALO A	10	GROSS K	11	SALOMAA H	12	LEHTORANTA L	13	SAARINEN L	4:46	-4
4	BEDRETDIN M	10	GROSS K	11	SALOMAA H	12	LEHTORANTA L	13	SAARINEN L	7:27	-4
7	MÄKITALO A	9	VAPAMAA H	10	GROSS K	12	LEHTORANTA L	15	PELANDER S	1:22	-5

LEGEND

+ Shot Made - Shot Missed

Timing and Results provided by  TISSOT



Game No: 42

Start List

Стартовый список

SWE vs CZE

Referee: MIKHAYLOV Sergey (RUS)

Umpire: PEDIEV Volodymyr (UKR) / ARISAWA Shigeyuki (JPN)

SWE - Sweden

No.	Name	Pos	Height m / ft in	Age	Current Games Statistics						
					PPG	FG%	3FG%	FT%	RPG	APG	MPG (GP)
4	HANSON Pernilla	F	1.81/5'11"	22	1.2	5	0	67	5.4	1.2	16:41 (5)
5	LOYD Kalis	F	1.84/6'0"	24	10.0	34	41	56	6.2	1.2	26:29 (5)
6	LOOB Josefina	F	1.84/6'0"	22	3.0	42		100	1.5	1.0	10:00 (4)
7	DRAMMEH Binta	G	1.80/5'11"	21	15.6	42	23	85	7.2	0.2	27:09 (5)
8	NYBOM Kristina	G	1.72/5'8"	23	2.3	29	33	50	1.7	0.7	12:06 (3)
9	GULTEKIN Maryam	G	1.68/5'6"	22	9.0	50	25	88	2.0	2.6	20:48 (5)
10	HAMILTON CARTER Danielle	C	1.91/6'3"	23	12.0	45		62	6.0	0.8	25:20 (5)
11	STALVANT Martina	G	1.76/5'9"	24	8.2	38	19	84	0.4	1.8	25:58 (5)
12	MILENKOVIC Katarina	F	1.82/6'0"	22	5.8	45	0	83	2.3	0.3	11:22 (4)
13	KABENGAÑO Salome	G	1.78/5'10"	21	7.0	45	40	38	3.8	1.6	20:34 (5)
14	AHLIN Tilde	F	1.87/6'2"	22	3.2	30	0		2.0	1.2	14:11 (5)
15	ANGEL Louise	C	1.88/6'2"	22	3.0	40		100	3.0	1.5	8:32 (2)
Team			1.81/5'11"	22.3	75.8	39	24	72	44.0	12.6	
Coach		LEMAN David									
Assistant Coach		BOULDWIN Hanna									

SWE Played		
PR	POL	69 - 48
PR	MGL	95 - 21
PR	RUS	68 - 74
QF	USA	72 - 103
S5	CAN	75 - 72


CZE - Czech Republic

No.	Name	Pos	Height m / ft in	Age	Current Games Statistics						
					PPG	FG%	3FG%	FT%	RPG	APG	MPG (GP)
4	VACKOVA Andrea		1.77/5'10"	23	2.5	40	25	50	0.5	0.8	8:34 (4)
5	NOVOTNA Katerina		1.78/5'10"	23	0.8	17	33		0.8	0.3	3:38 (4)
6	ZAPLATOVA Petra		1.75/5'9"	21	5.0	32	14	75	1.4	1.4	17:05 (5)
7	BARTAKOVA Lenka		1.75/5'9"	22	7.6	35	50	58	3.2	3.0	25:47 (5)
8	OVSIKOVA Andrea		1.77/5'10"	24	8.0	48	63	50	2.0	0.4	23:38 (5)
9	KASPARKOVA Barbora		1.83/6'0"	21	8.0	60		100	3.0	0.0	8:51 (1)
10	STARA Michaela		1.74/5'9"	22	8.6	34	32	83	2.4	4.4	27:58 (5)
11	ELHOTOVA Karolina		1.82/6'0"	21	5.8	41	36	100	2.4	0.8	15:36 (5)
12	ROSENBAUMOVA Klara		1.84/6'0"	23	7.0	39	20	100	4.0	0.8	23:17 (5)
13	POCHOBRAĐSKA Klara		1.86/6'1"	24	9.3	42	29	88	5.8	1.0	25:41 (4)
14	SVRDLIKOVA Pavla		1.85/6'1"	22	3.0	36		80	2.3	0.8	14:18 (4)
15	HANUSOVA Alena		1.90/6'3"	22	13.8	61	40	89	5.8	1.6	23:05 (5)
Team			1.81/5'11"	22.3	69.8	41	35	78	34.6	14.6	
Coach		TREML Petr									
Assistant Coach		VESELY Tomas									

CZE Played		
PR	BRA	86 - 63
PR	USA	61 - 101
PR	MLI	59 - 44
QF	RUS	66 - 74
S5	HUN	77 - 67

LEGEND

(1)	Point Guard	(2)	Shooting Guard	(3)	Small Forward	(4)	Power Forward	(5)	Centre
(C)	Captain	3FG%	3 Points Field Goals %	APG	Assists per Game	C	Centre	F	Forward
FG%	Field Goals %	FT%	Free Throws %	G	Guard	GP	Games Played	MPG	Minutes Played per Game
Pos	Playing Position	PPG	Points per Game	PR	Preliminary Round	QF	Quarterfinal	RPG	Rebounds per Game

Timing and Results provided by  TISSOT



Game No: 42

Results

Результаты

Match Duration: 1:33

SWE 72 vs 63 CZE

(24:14, 11:13, 9:17, 28:19)

Referee: MIKHAYLOV Sergey (RUS)

Commissioner:

Umpire: PEDIEV Volodymyr (UKR) / ARISAWA Shigeyuki (JPN)

Scoring by 5 min intervals:	SWE	Q1		Q2		Q3		Q4	
		M	A	M	A	M	A	M	A
		13	24	28	35	39	44	51	72
	CZE	8	14	23	27	33	44	52	63

SWE - Sweden

No.	Name	MIN	Field Goals		2 Points		3 Points		Free Throws		Rebounds			AS	TO	ST	BS	PF	FD	PTS
			M/A	%	M/A	%	M/A	%	M/A	%	OR	DR	TOT							
*4	HANSON Pernilla	19:16	3/3	100	2/2	100	1/1	100	0/0	0	3	1	4	1	0	0	1	1	0	7
*5	LOYD Kalis	29:33	5/10	50	4/8	50	1/2	50	3/7	43	3	3	6	2	3	3	0	1	4	14
6	LOOB Josefina	11:26	0/5	0	0/4	0	0/1	0	0/0	0	2	0	2	0	2	1	0	1	0	0
*7	DRAMMEH Binta	27:04	3/9	33	1/6	17	2/3	67	2/2	100	0	4	4	0	1	3	1	3	3	10
8	NYBOM Kristina	3:18	0/0	0	0/0	0	0/0	0	0/0	0	2	0	2	1	0	1	0	0	0	0
9	GULTEKIN Maryam	15:19	3/4	75	2/3	67	1/1	100	2/2	100	0	1	1	2	1	0	0	4	3	9
	HAMILTON CARTER Danielle	34:02	8/14	57	8/14	57	0/0	0	6/7	86	3	8	11	0	3	1	0	2	8	22
*11	STALVANT Martina	24:41	1/10	10	1/6	17	0/4	0	2/2	100	0	0	0	4	1	1	0	1	1	4
12	MILENKOVIC Katarina	5:30	0/2	0	0/1	0	0/1	0	0/0	0	0	0	0	0	0	0	1	0	0	0
13	KABENGANO Salome	23:23	2/5	40	2/4	50	0/1	0	0/0	0	0	4	4	2	2	3	0	0	0	4
14	AHLIN Tilde	6:28	1/2	50	1/1	100	0/1	0	0/0	0	2	0	2	0	0	0	1	0	0	2
15	ANGEL Louise	0:00	0/0	0	0/0	0	0/0	0	0/0	0	0	0	0	0	0	0	0	0	0	0
Team / Coach											1	2	3							
Totals			26/64	41	21/49	43	5/15	33	15/20	75	16	23	39	12	14	13	4	13	19	72

Coach	LEMAN David
Assistant Coach	BOULDWIN Hanna

CZE - Czech Republic


No.	Name	MIN	Field Goals		2 Points		3 Points		Free Throws		Rebounds			AS	TO	ST	BS	PF	FD	PTS
			M/A	%	M/A	%	M/A	%	M/A	%	OR	DR	TOT							
4	VACKOVA Andrea	5:39	0/3	0	0/2	0	0/1	0	1/2	50	0	0	0	1	1	0	0	0	1	1
5	NOVOTNA Katerina	0:00	0/0	0	0/0	0	0/0	0	0/0	0	0	0	0	0	0	0	0	0	0	0
6	ZAPLATOVA Petra	17:11	1/3	33	1/2	50	0/1	0	1/2	50	0	2	2	0	1	2	0	4	3	3
*7	BARTAKOVA Lenka	24:56	1/9	11	1/6	17	0/3	0	1/2	50	0	3	3	4	3	0	0	4	2	3
*8	OVSIKOVA Andrea	22:28	3/7	43	3/6	50	0/1	0	0/0	0	1	1	2	2	2	0	0	2	0	6
9	KASPARKOVA Barbora	0:00	0/0	0	0/0	0	0/0	0	0/0	0	0	0	0	0	0	0	0	0	0	0
*10	STARA Michaela	31:21	1/1	100	0/0	0	1/1	100	0/0	0	1	1	2	5	5	2	0	2	2	3
11	ELHOTOVA Karolina	18:25	2/7	29	0/3	0	2/4	50	1/2	50	1	3	4	1	1	0	0	1	1	7
*12	ROSENBAUMOVA Klara	19:14	3/5	60	1/2	50	2/3	67	0/0	0	0	4	4	2	1	1	0	2	0	8
*13	POCHOBRADSKA Klara	31:52	7/9	78	6/8	75	1/1	100	1/1	100	2	6	8	1	3	1	2	1	1	16
14	SVRDLIKOVA Pavla	7:28	1/1	100	1/1	100	0/0	0	0/0	0	0	0	0	1	0	0	0	1	0	2
15	HANUSOVA Alena	21:26	5/10	50	4/9	44	1/1	100	3/4	75	1	3	4	1	4	0	0	2	3	14
Team / Coach											1	2	3							
Totals			24/55	44	17/39	44	7/16	44	8/13	62	7	25	32	18	21	6	2	19	13	63

Coach	TREML Petr
Assistant Coach	VESELY Tomas

	SWE	CZE
Points from Turnovers	23	13
Points in the Paint	36	18
Second Chance Points	14	5
Fast Break Points	11	2

	SWE	CZE
Biggest Lead	11	2
Biggest Scoring Run	8-0 (9-3)	12-0 (39-40)
Lead Changes	6	
Times Tied	4	

LEGEND			
%	Shooting Percentage	(C)	Captain
BS	Blocked Shots	DR	Defensive Rebounds
OR	Offensive Rebounds	OTx	Overtime
S	Suspended	ST	Steals
(I)	Injured	FD	Fouls Drawn
PF	Fouls	PTS	Points
TO	Turnovers	TOT	Total Rebounds
*	Starters	AS	Assists
M/A	Made / Attempts	MIN	Minutes Played
Qx	Quarter Time		

Timing and Results provided by  TISSOT



Game No: 42

Shot Chart
Схема бросков

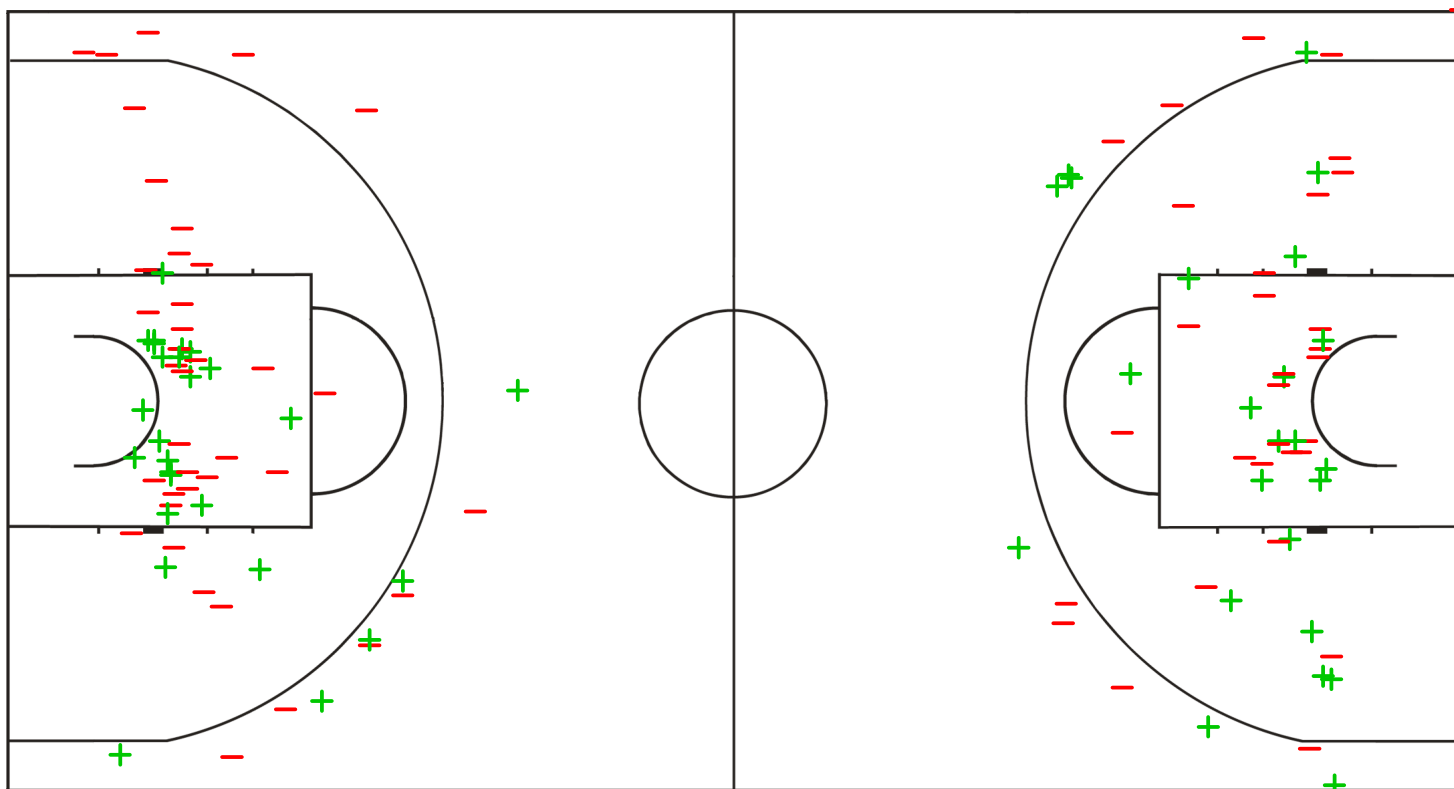
SWE 72 vs 63 CZE
(24 - 14, 11 - 13, 9 - 17, 28 - 19)

Scoring by 5 min intervals:

	Q1		Q2		Q3		Q4	
SWE	13	24	28	35	39	44	51	72
CZE	8	14	23	27	33	44	52	63

SWE - Sweden

CZE - Czech Republic



LEGEND

+ Shot Made

- Shot Missed

Timing and Results provided by **TISSOT**



Game No: 42

Shot Chart

Схема бросков

SWE 72 vs 63 CZE

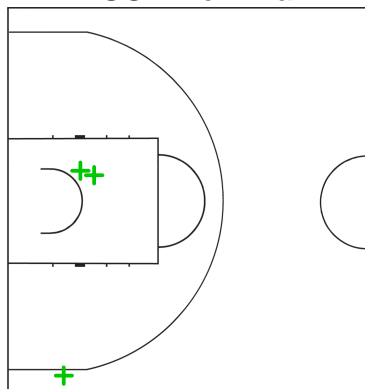
(24 - 14, 11 - 13, 9 - 17, 28 - 19)

Scoring by 5 min intervals:

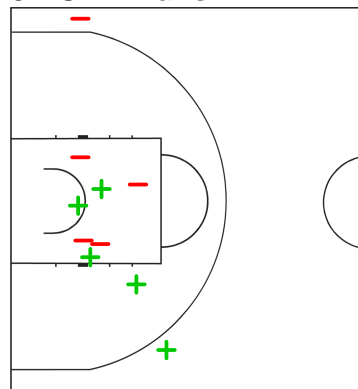
	Q1		Q2		Q3		Q4	
SWE	13	24	28	35	39	44	51	72
CZE	8	14	23	27	33	44	52	63

SWE - Sweden

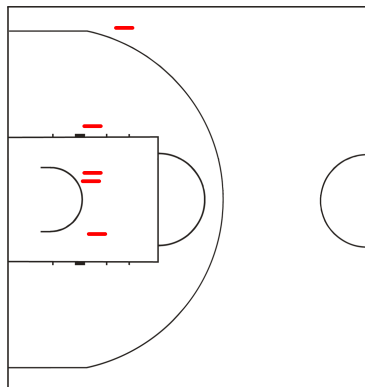
4 HANSON Pernilla



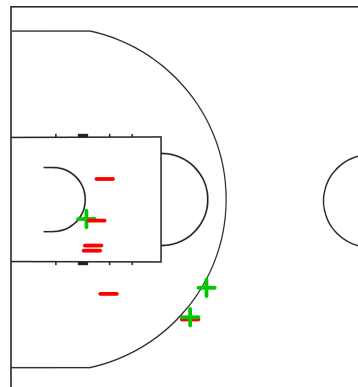
5 LOYD Kalis



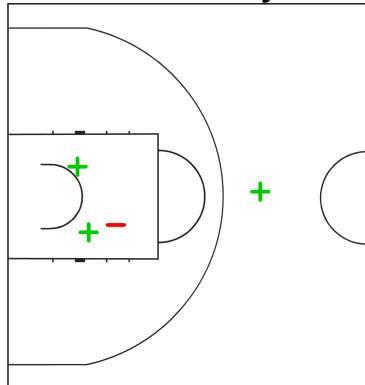
6 LOOB Josefine



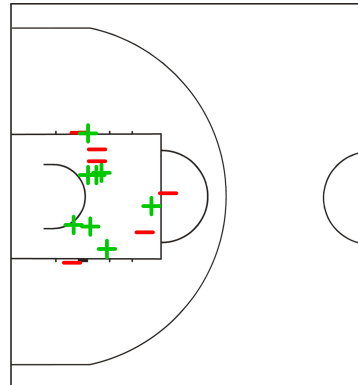
7 DRAMMEH Binta



9 GULTEKIN Maryam



10 HAMILTON CARTER Danielle



LEGEND

+ Shot Made

-

Shot Missed

Timing and Results provided by **TISSOT**



Game No: 42

Shot Chart

Схема бросков

SWE 72 vs 63 CZE

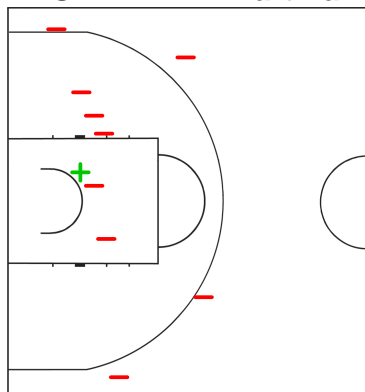
(24 - 14, 11 - 13, 9 - 17, 28 - 19)

Scoring by 5 min intervals:

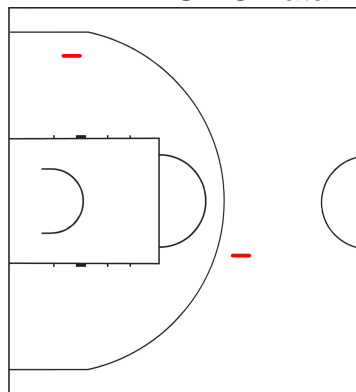
	Q1		Q2		Q3		Q4	
SWE	13	24	28	35	39	44	51	72
CZE	8	14	23	27	33	44	52	63

SWE - Sweden

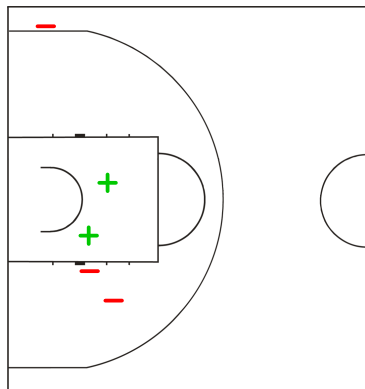
11 STALVANT Martina



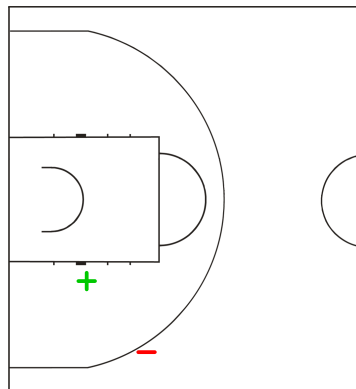
12 MILENKOVIC Katarina



13 KABENGANO Salome



14 AHLIN Tilde



LEGEND

+ Shot Made

- Shot Missed

Timing and Results provided by TISSOT



Game No: 42

Shot Chart
Схема бросков

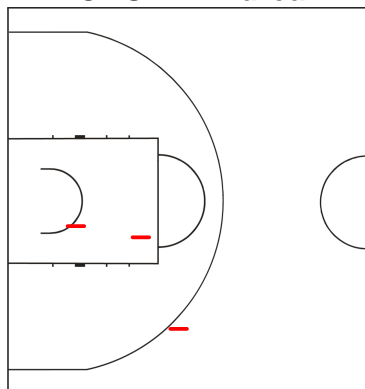
SWE 72 vs 63 CZE
(24 - 14, 11 - 13, 9 - 17, 28 - 19)

Scoring by 5 min intervals:

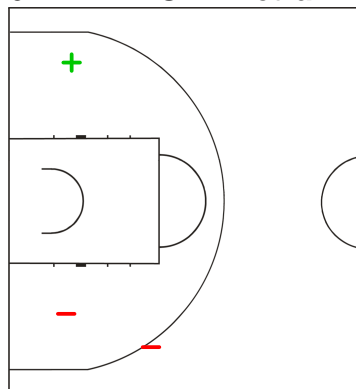
	Q1		Q2		Q3		Q4	
SWE	13	24	28	35	39	44	51	72
CZE	8	14	23	27	33	44	52	63

CZE - Czech Republic

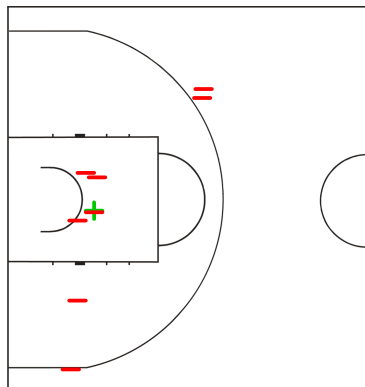
4 VACKOVA Andrea



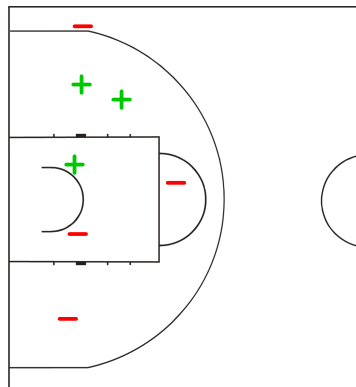
6 ZAPLATOVA Petra



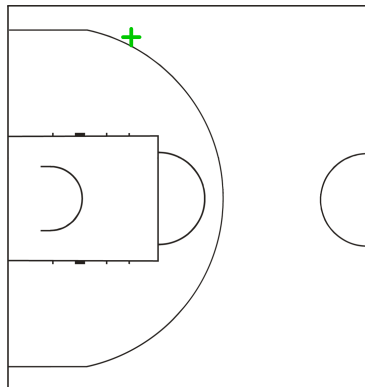
7 BARTAKOVA Lenka



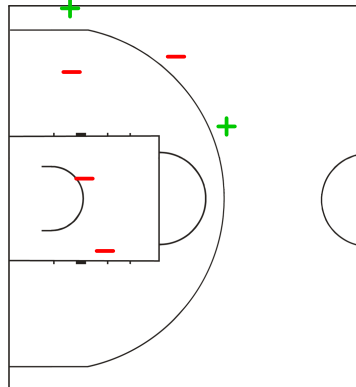
8 OVSIKOVA Andrea



10 STARA Michaela



11 ELHOTOVA Karolina



LEGEND

+ Shot Made

-

Shot Missed

Timing and Results provided by TISSOT



Game No: 42

Shot Chart
Схема бросков

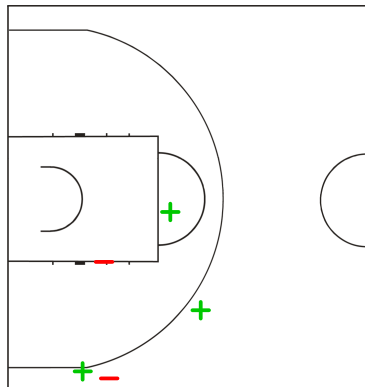
SWE 72 vs 63 CZE
(24 - 14, 11 - 13, 9 - 17, 28 - 19)

Scoring by 5 min intervals:

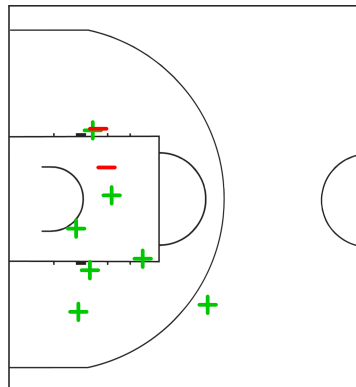
	Q1		Q2		Q3		Q4	
SWE	13	24	28	35	39	44	51	72
CZE	8	14	23	27	33	44	52	63

CZE - Czech Republic

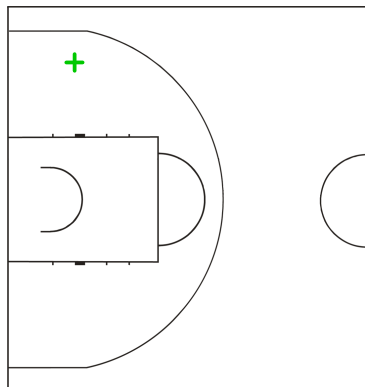
12 ROSENBAUMOVA Klara



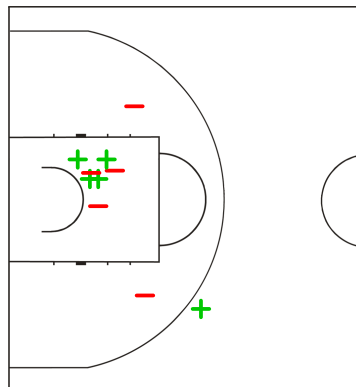
13 POCHOBRADSKA Klara



14 SVRDLIKOVA Pavla



15 HANUSOVA Alena



LEGEND

+ Shot Made

- Shot Missed

Timing and Results provided by **TISSOT**



Game No: 42

Lineup Analysis

Анализ

SWE 72 vs 63 CZE

SWE

Lineup efficiency

4 HANSON P	5 LOYD K	7 DRAMMEH B	10 HAMILTON CARTER D	11 STALVANT M	8:49
5 LOYD K	7 DRAMMEH B	9 GULTEKIN M	10 HAMILTON CARTER D	13 KABENGANO S	5:06
6 LOOB J	7 DRAMMEH B	10 HAMILTON CARTER D	11 STALVANT M	13 KABENGANO S	3:35
4 HANSON P	5 LOYD K	9 GULTEKIN M	10 HAMILTON CARTER D	13 KABENGANO S	3:12
5 LOYD K	6 LOOB J	9 GULTEKIN M	10 HAMILTON CARTER D	13 KABENGANO S	3:05
4 HANSON P	7 DRAMMEH B	11 STALVANT M	13 KABENGANO S	14 AHLIN T	2:32
5 LOYD K	9 GULTEKIN M	12 MILENKOVIC K	13 KABENGANO S	14 AHLIN T	2:13
5 LOYD K	6 LOOB J	10 HAMILTON CARTER D	11 STALVANT M	13 KABENGANO S	2:11
4 HANSON P	5 LOYD K	8 NYBOM K	10 HAMILTON CARTER D	11 STALVANT M	1:56
7 DRAMMEH B	9 GULTEKIN M	10 HAMILTON CARTER D	12 MILENKOVIC K	14 AHLIN T	1:43
4 HANSON P	7 DRAMMEH B	10 HAMILTON CARTER D	11 STALVANT M	12 MILENKOVIC K	1:34
5 LOYD K	7 DRAMMEH B	10 HAMILTON CARTER D	11 STALVANT M	13 KABENGANO S	1:29
4 HANSON P	5 LOYD K	6 LOOB J	7 DRAMMEH B	11 STALVANT M	1:13
6 LOOB J	7 DRAMMEH B	8 NYBOM K	10 HAMILTON CARTER D	11 STALVANT M	1:03
5 LOYD K	6 LOOB J	8 NYBOM K	10 HAMILTON CARTER D	11 STALVANT M	0:19

Score development

4 HANSON P	5 LOYD K	7 DRAMMEH B	10 HAMILTON CARTER D	11 STALVANT M	8:49	+11
5 LOYD K	9 GULTEKIN M	12 MILENKOVIC K	13 KABENGANO S	14 AHLIN T	2:13	+7
4 HANSON P	5 LOYD K	9 GULTEKIN M	10 HAMILTON CARTER D	13 KABENGANO S	3:12	+6
5 LOYD K	6 LOOB J	8 NYBOM K	10 HAMILTON CARTER D	11 STALVANT M	0:19	+2
5 LOYD K	7 DRAMMEH B	10 HAMILTON CARTER D	11 STALVANT M	13 KABENGANO S	1:29	+2
5 LOYD K	7 DRAMMEH B	9 GULTEKIN M	10 HAMILTON CARTER D	13 KABENGANO S	5:06	+2
4 HANSON P	7 DRAMMEH B	11 STALVANT M	13 KABENGANO S	14 AHLIN T	2:32	+1
4 HANSON P	5 LOYD K	8 NYBOM K	10 HAMILTON CARTER D	11 STALVANT M	1:56	-1
5 LOYD K	6 LOOB J	10 HAMILTON CARTER D	11 STALVANT M	13 KABENGANO S	2:11	-1
4 HANSON P	7 DRAMMEH B	10 HAMILTON CARTER D	11 STALVANT M	12 MILENKOVIC K	1:34	-2
7 DRAMMEH B	9 GULTEKIN M	10 HAMILTON CARTER D	12 MILENKOVIC K	14 AHLIN T	1:43	-2
6 LOOB J	7 DRAMMEH B	10 HAMILTON CARTER D	11 STALVANT M	13 KABENGANO S	3:35	-3
4 HANSON P	5 LOYD K	6 LOOB J	7 DRAMMEH B	11 STALVANT M	1:13	-4
5 LOYD K	6 LOOB J	9 GULTEKIN M	10 HAMILTON CARTER D	13 KABENGANO S	3:05	-4
6 LOOB J	7 DRAMMEH B	8 NYBOM K	10 HAMILTON CARTER D	11 STALVANT M	1:03	-7



Game No: 44

Start List

Стартовый список

CHN vs UKR

Referee: KENYON Reid Allan (CAN)
Umpire: SUSLOV Timo (EST) / HILKE Henri (FIN)

CHN - China

No.	Name	Pos	Height m / ft in	Age	Current Games Statistics						
					PPG	FG%	3FG%	FT%	RPG	APG	MPG (GP)
4	REN Bingjie	C	1.93/6'4"	23	4.5	50			2.0	0.0	12:56 (4)
5	WANG Miqi	C	1.83/6'0"	23	9.0	41	50	25	3.8	1.4	21:47 (5)
6	LYU Ningning	G	1.76/5'9"	21	0.0				0.7	0.7	7:39 (3)
7	GUO Xiaochen	C	1.85/6'1"	20	7.8	50		50	3.5	2.8	23:05 (4)
8	ZHAO Peiyi	C	1.90/6'3"	23	3.2	44			2.8	0.4	15:23 (5)
9	SHAO Ting	F	1.85/6'1"	23	16.4	54	13	68	7.6	4.4	31:14 (5)
10	WU Di	F	1.83/6'0"	19	7.2	39	33	64	2.0	1.0	19:50 (5)
11	ZHAO Xuetong	F	1.85/6'1"	19	0.0				0.0	0.0	0:00 (0)
12	WU Siyang	F	1.82/6'0"	22	7.8	27	18	44	3.6	0.8	31:46 (5)
13	WANG Jinxian	F	1.82/6'0"	23	0.6	6	7		1.6	0.2	6:52 (5)
14	FENG Danlei	G	1.70/5'7"	19	1.4	38	0	50	0.0	0.4	9:13 (5)
15	GONG Fangzhu	G	1.67/5'6"	22	9.2	44	29	91	4.0	2.0	30:27 (5)
Team			1.82/6'0"	21.4	64.6	41	20	62	34.8	13.2	
Coach		LI Sunnan									
Assistant Coach		SONG Lulu									

CHN Played		
PR	FIN	74 - 62
PR	AUS	45 - 94
PR	HUN	67 - 80
Q9	JPN	80 - 74
S9	POL	57 - 49

UKR - Ukraine

No.	Name	Pos	Height m / ft in	Age	Current Games Statistics						
					PPG	FG%	3FG%	FT%	RPG	APG	MPG (GP)
4	BILOTSERKIVSKA Arina		1.70/5'7"	23	5.8	32	33	67	4.2	2.4	29:32 (5)
5	SAMBURSKA Olena		1.74/5'9"	24	10.6	50	31	79	2.8	3.2	27:02 (5)
6	MATSKO Krystyna		1.81/5'11"	22	5.4	31	14	67	4.2	1.4	22:08 (5)
7	BOGDANOVA Anastasiia		1.77/5'10"	21	1.2	11	0	67	2.2	0.8	8:54 (5)
8	DOROGOBUZOVA Kateryna		1.86/6'1"	23	11.4	52	30	67	5.6	1.0	26:51 (5)
9	MAZNICHENKO Olga		1.87/6'2"	21	13.2	57	50	100	6.6	2.0	30:32 (5)
10	RYMARENKO Kateryna		1.87/6'2"	23	1.8	25	0	50	2.0	0.3	5:56 (4)
12	MALASHENKO Olesia		1.89/6'2"	22	15.8	50	43	67	9.0	1.6	28:31 (5)
13	KOLOTOVSKA Natalia		1.70/5'7"	23	0.0				1.8	0.3	7:55 (4)
14	KOVALOVA Kateryna		1.85/6'1"	24	1.3	17	33		2.5	0.0	6:46 (4)
15	NAZAREVYCH Alisa		1.93/6'4"	23	3.6	53	0	50	2.8	0.2	9:56 (5)
Team			1.82/6'0"	22.6	69.8	45	31	70	45.0	13.0	
Coach		CZECZURO Vadim									
Assistant Coach		VOZNIUK Sergii									

UKR Played		
PR	TPE	68 - 84
PR	CAN	59 - 57
PR	JPN	66 - 68
Q9	FIN	80 - 51
S9	BRA	76 - 66

LEGEND

(1)	Point Guard	(2)	Shooting Guard	(3)	Small Forward	(4)	Power Forward	(5)	Centre
(C)	Captain	3FG%	3 Points Field Goals %	APG	Assists per Game	C	Centre	F	Forward
FG%	Field Goals %	FT%	Free Throws %	G	Guard	GP	Games Played	MPG	Minutes Played per Game
Pos	Playing Position	PPG	Points per Game	PR	Preliminary Round	RPG	Rebounds per Game		

Timing and Data Handling by Tissot



Game No: 44

Results

Результаты

Attendance: 126

Match Duration: 1:36

CHN 72 vs 85 UKR

(16:21, 21:23, 11:17, 24:24)

Referee: KENYON Reid Allan (CAN)

Commissioner:

Umpire: SUSLOV Timo (EST) / HILKE Henri (FIN)

Scoring by 5 min intervals:	CHN	Q1	Q2	Q3	Q4	UKR
		12 16	26 37	42 48	60 72	
		12 21	32 44	53 61	71 85	

CHN - China

No.	Name	MIN	Field Goals		2 Points		3 Points		Free Throws		Rebounds			AS	TO	ST	BS	PF	FD	PTS	
			M/A	%	M/A	%	M/A	%	M/A	%	OR	DR	TOT								
*4	REN Bingjie	5:41	0/1	0	0/1	0	0/0	0	0/0	0	0	1	1	0	0	0	0	0	1	0	
*5	WANG Miqi	35:18	3/4	75	3/4	75	0/0	0	2/2	100	0	1	1	1	2	0	0	4	3	8	
6	LYU Ningning	7:13	0/2	0	0/1	0	0/1	0	0/0	0	0	1	1	1	1	0	0	0	0	0	
7	GUO Xiaochen	0:00	0/0	0	0/0	0	0/0	0	0/0	0	0	0	0	0	0	0	0	0	0	0	
8	ZHAO Peiyi	4:28	0/0	0	0/0	0	0/0	0	0/0	0	0	1	1	0	0	0	0	1	0	0	
*9	SHAO Ting	34:51	5/10	50	5/8	63	0/2	0	8/12	67	1	6	7	4	4	7	2	1	9	18	
10	WU Di	15:29	1/5	20	1/4	25	0/1	0	1/2	50	0	0	0	0	0	0	0	2	1	3	
11	ZHAO Xuetong	0:00	0/0	0	0/0	0	0/0	0	0/0	0	0	0	0	0	0	0	0	0	0	0	
*12	WU Siyang	29:47	3/11	27	1/4	25	2/7	29	1/2	50	0	1	1	4	0	1	0	0	1	9	
13	WANG Jinxian	24:58	7/10	70	1/1	100	6/9	67	0/0	0	0	2	2	0	1	2	0	3	0	20	
14	FENG Danlei	10:28	2/3	67	2/3	67	0/0	0	0/0	0	0	1	1	0	3	0	0	1	0	4	
*15	GONG Fangzhu	31:47	4/8	50	3/5	60	1/3	33	1/4	25	3	1	4	3	1	1	0	1	5	10	
Team / Coach											2 3 5										
Totals			25/54	46	16/31	52	9/23	39	13/22	59	6	18	24	13	13	11	2	13	20	72	
Coach		LI Sunnan																			
Assistant Coach		SONG Lulu																			

UKR - Ukraine

No.	Name	MIN	Field Goals		2 Points		3 Points		Free Throws		Rebounds			AS	TO	ST	BS	PF	FD	PTS	
			M/A	%	M/A	%	M/A	%	M/A	%	OR	DR	TOT								
*4	BILOTSERKIVSKA Arina	30:58	3/9	33	0/2	0	3/7	43	2/2	100	0	3	3	4	2	0	0	2	2	11	
*5	SAMBURSKA Olena	17:39	2/6	33	2/6	33	0/0	0	0/0	0	0	2	2	4	2	0	0	2	0	4	
6	MATSKO Krystyna	26:18	5/10	50	2/6	33	3/4	75	0/0	0	3	6	9	5	2	0	0	3	1	13	
7	BOGDANOVA Anastasiia	9:02	0/1	0	0/1	0	0/0	0	0/2	0	0	0	0	0	3	1	0	0	2	0	
*8	DOROGOBUZOVA Kateryna	27:54	4/8	50	3/4	75	1/4	25	0/0	0	1	4	5	4	2	0	0	1	0	9	
*9	MAZNICHENKO Olga	26:25	7/11	64	6/9	67	1/2	50	3/3	100	2	3	5	5	2	2	0	2	4	18	
10	RYMARENKO Kateryna	20:32	3/8	38	3/6	50	0/2	0	2/2	100	5	2	7	0	1	0	0	3	4	8	
*12	MALASHENKO Olesia	25:56	8/12	67	6/10	60	2/2	100	0/0	0	3	2	5	1	2	0	1	4	0	18	
13	KOLOTOVSKA Natalia	8:09	0/1	0	0/1	0	0/0	0	0/0	0	0	0	0	0	0	0	0	1	0	0	
14	KOVALOVA Kateryna	3:04	0/0	0	0/0	0	0/0	0	0/0	0	0	1	1	1	0	0	0	1	0	0	
15	NAZAREVYCH Alisa	4:03	2/2	100	2/2	100	0/0	0	0/0	0	0	1	1	0	0	0	0	1	0	4	
Team / Coach											2 3 5										
Totals			34/68	50	24/47	51	10/21	48	7/9	78	16	27	43	24	18	3	1	20	13	85	
Coach		CZECZURO Vadim																			
Assistant Coach		VOZNIUK Sergii																			

	CHN	UKR
Points from Turnovers	22	20
Points in the Paint	22	38
Second Chance Points	4	13
Fast Break Points	4	8

	CHN	UKR
Biggest Lead	2	17
Biggest Scoring Run	7-0 (72-79)	14-0 (37-50)
Lead Changes		4
Times Tied		3

LEGEND			
%	Shooting Percentage	(C)	Captain
BS	Blocked Shots	DR	Defensive Rebounds
OR	Offensive Rebounds	OTx	Overtime
S	Suspended	ST	Steals
(I)	Injured	FD	Fouls Drawn
*	Starters	PF	Fouls
M/A	Made / Attempts	TO	Turnovers
PTS	Points	TOT	Total Rebounds
AS	Assists	MIN	Minutes Played
Qx	Quarter Time		

Timing and Data Handling by Tissot



Game No: 44

Shot Chart

Схема бросков

CHN 72 vs 85 UKR

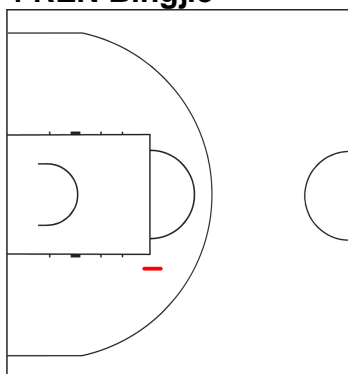
(16 - 21, 21 - 23, 11 - 17, 24 - 24)

Scoring by 5 min intervals:

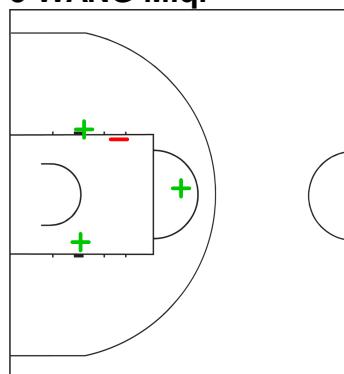
	Q1		Q2		Q3		Q4	
CHN	12	16	26	37	42	48	60	72
UKR	12	21	32	44	53	61	71	85

CHN - China

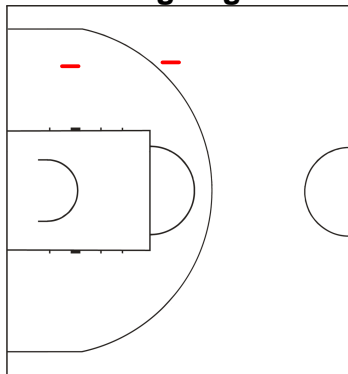
4 REN Bingjie



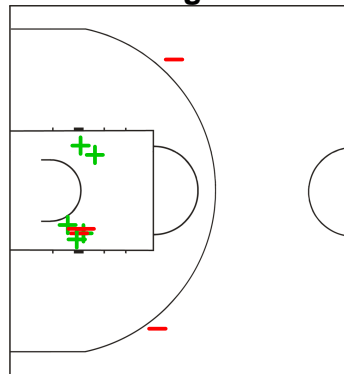
5 WANG Miqi



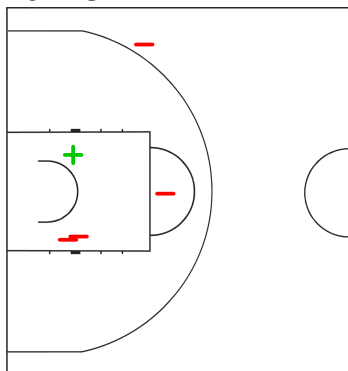
6 LYU Ningning



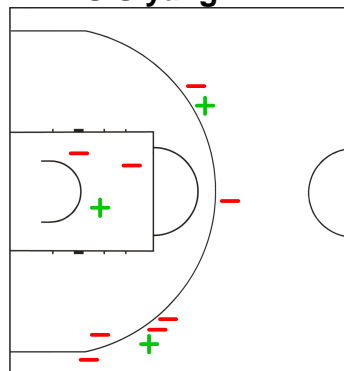
9 SHAO Ting



10 WU Di



12 WU Siyang



LEGEND

+ Shot Made

-

Shot Missed

Timing and Data Handling by Tissot



Game No: 44

Shot Chart

Схема бросков

CHN 72 vs 85 UKR

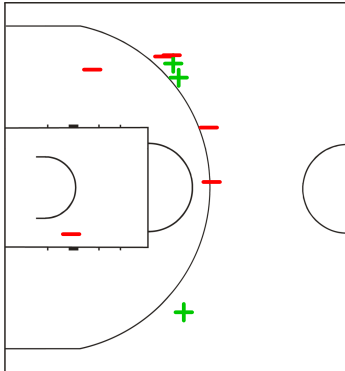
(16 - 21, 21 - 23, 11 - 17, 24 - 24)

Scoring by 5 min intervals:

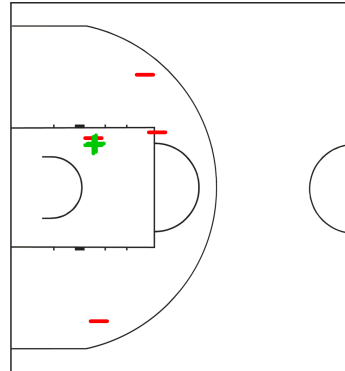
	Q1		Q2		Q3		Q4	
CHN	12	16	26	37	42	48	60	72
UKR	12	21	32	44	53	61	71	85

UKR - Ukraine

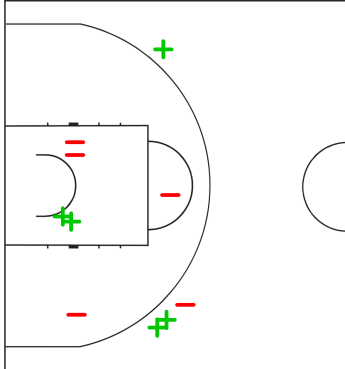
4 BILOTSEKIVSKA Arina



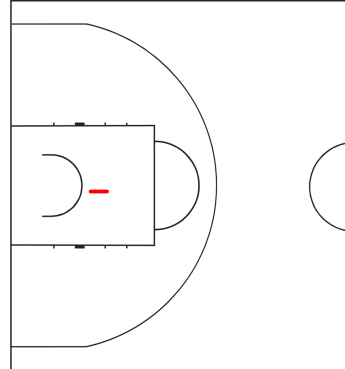
5 SAMBURSKA Olena



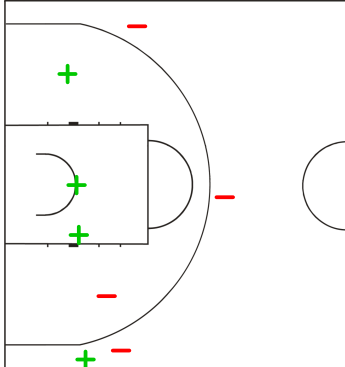
6 MATSKO Krystyna



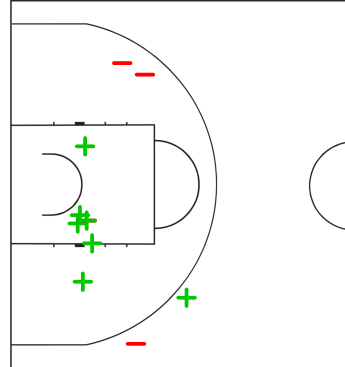
7 BOGDANOVA Anastasiia



8 DOROGOBUZOVA Kateryna



9 MAZNICHENKO Olga



LEGEND

+ Shot Made

- Shot Missed

Timing and Data Handling by Tissot



Game No: 44

Shot Chart

Схема бросков

CHN 72 vs 85 UKR

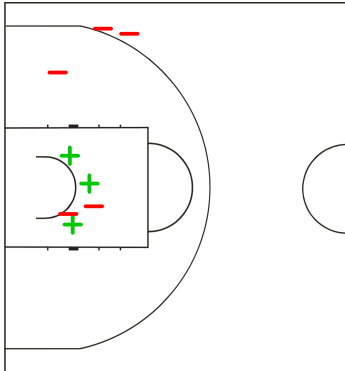
(16 - 21, 21 - 23, 11 - 17, 24 - 24)

Scoring by 5 min intervals:

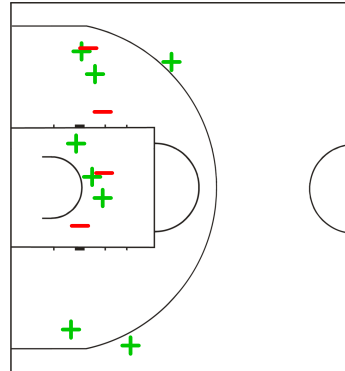
	Q1		Q2		Q3		Q4	
CHN	12	16	26	37	42	48	60	72
UKR	12	21	32	44	53	61	71	85

UKR - Ukraine

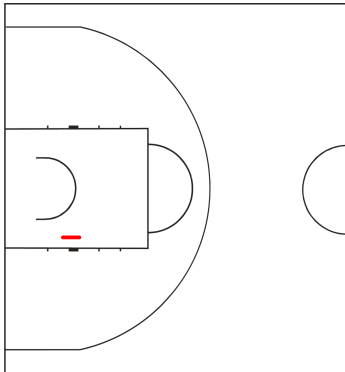
10 RYMARENKO Kateryna



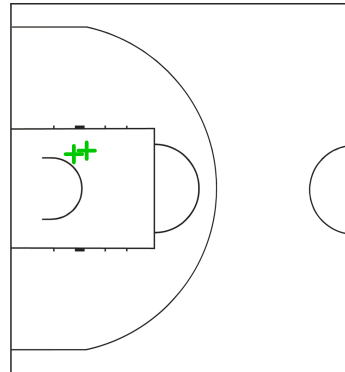
12 MALASHENKO Olesia



13 KOLOTOVSKA Natalia



15 NAZAREVYCH Alisa



LEGEND

+ Shot Made

-

Shot Missed

Timing and Data Handling by Tissot



Game No: 44

Lineup Analysis

Анализ

CHN 72 vs 85 UKR

CHN

Lineup efficiency

5 WANG M	9 SHAO T	12 WU S	13 WANG J	15 GONG F	8:12
5 WANG M	9 SHAO T	10 WU D	13 WANG J	15 GONG F	4:48
5 WANG M	6 LYU N	9 SHAO T	12 WU S	14 FENG D	4:30
5 WANG M	9 SHAO T	10 WU D	12 WU S	15 GONG F	3:45
9 SHAO T	10 WU D	12 WU S	13 WANG J	15 GONG F	3:44
4 REN B	5 WANG M	9 SHAO T	12 WU S	15 GONG F	3:20
5 WANG M	8 ZHAO P	12 WU S	13 WANG J	15 GONG F	2:48
5 WANG M	6 LYU N	9 SHAO T	13 WANG J	14 FENG D	2:10
5 WANG M	9 SHAO T	13 WANG J	14 FENG D	15 GONG F	1:50
4 REN B	5 WANG M	10 WU D	12 WU S	15 GONG F	1:47
5 WANG M	8 ZHAO P	9 SHAO T	12 WU S	15 GONG F	1:07
5 WANG M	9 SHAO T	10 WU D	13 WANG J	14 FENG D	1:00
4 REN B	6 LYU N	8 ZHAO P	12 WU S	14 FENG D	0:33
9 SHAO T	10 WU D	13 WANG J	14 FENG D	15 GONG F	0:25
4 REN B	5 WANG M	12 WU S	13 WANG J	15 GONG F	0:01

Score development

5 WANG M	9 SHAO T	12 WU S	13 WANG J	15 GONG F	8:12	+3
5 WANG M	9 SHAO T	13 WANG J	14 FENG D	15 GONG F	1:50	+1
9 SHAO T	10 WU D	12 WU S	13 WANG J	15 GONG F	3:44	+1
5 WANG M	9 SHAO T	10 WU D	12 WU S	15 GONG F	3:45	+1
9 SHAO T	10 WU D	13 WANG J	14 FENG D	15 GONG F	0:25	-1
5 WANG M	6 LYU N	9 SHAO T	13 WANG J	14 FENG D	2:10	0
4 REN B	5 WANG M	9 SHAO T	12 WU S	15 GONG F	3:20	0
5 WANG M	9 SHAO T	10 WU D	13 WANG J	15 GONG F	4:48	-1
4 REN B	5 WANG M	12 WU S	13 WANG J	15 GONG F	0:01	-2
5 WANG M	8 ZHAO P	9 SHAO T	12 WU S	15 GONG F	1:07	-2
4 REN B	5 WANG M	10 WU D	12 WU S	15 GONG F	1:47	-2
5 WANG M	6 LYU N	9 SHAO T	12 WU S	14 FENG D	4:30	-2
4 REN B	6 LYU N	8 ZHAO P	12 WU S	14 FENG D	0:33	-3
5 WANG M	9 SHAO T	10 WU D	13 WANG J	14 FENG D	1:00	-3
5 WANG M	8 ZHAO P	12 WU S	13 WANG J	15 GONG F	2:48	-3



Game No: 47

Start List

Стартовый список

AUS vs TPE

Referee: CROSS Gina (USA)
Umpire: LASUIK Karen (CAN) / DINIZ Karla (BRA)

AUS - Australia

No.	Name	Pos	Height m / ft in	Age	Current Games Statistics						
					PPG	FG%	3FG%	FT%	RPG	APG	MPG (GP)
4	THOMPSON Olivia	C	/	20	10.5	71		100	4.0	0.5	12:54 (4)
5	MANSFIELD Lauren	G	/	23	1.3	13	0	75	2.3	1.8	13:28 (4)
6	LANGFORD Emma	C	/	24	4.5	26		100	3.8	1.0	14:00 (4)
7	LAVEY Tessa	F	/	20	4.8	35	18	100	1.8	4.0	21:28 (5)
8	CUMMING Stephanie	G	/	22	9.2	38	33	90	4.2	2.6	25:48 (5)
9	MADGEN Tess	F	/	22	15.5	60	60	63	5.0	4.8	28:23 (4)
10	KUNEK Alice	F	/	22	16.2	56	46	91	6.4	1.2	25:14 (5)
12	EBZERY Katie	F	/	23	9.4	53	50	93	4.2	2.6	21:18 (5)
13	BURTON Natalie	C	/	24	3.6	67		86	3.2	0.2	14:14 (5)
14	TOLO Marianna	F	/	24	9.4	63		69	5.4	1.2	19:08 (5)
15	BLICAVS Sara	F	/	20	5.6	38	0	67	5.6	1.0	17:44 (5)
Team			/	22.2	83.6	49	38	85	47.4	19.2	
Coach		BROWN Philip									
Assistant Coach		LUCAS Christopher									

AUS Played		
PR	HUN	79 - 53
PR	CHN	94 - 45
PR	FIN	95 - 46
QF	CAN	72 - 58
SF	USA	78 - 79


TPE - Chinese Taipei

No.	Name	Pos	Height m / ft in	Age	Current Games Statistics						
					PPG	FG%	3FG%	FT%	RPG	APG	MPG (GP)
4	CHANG Chi-Fang	G	1.74/5'9"	20	4.2	39	0	75	1.0	1.6	15:14 (5)
5	HSU Chien-Hui	F	1.72/5'8"	23	8.0	48	0	67	4.8	2.0	27:09 (5)
6	YANG Ya-Hui	G	1.70/5'7"	24	4.8	44	33	67	3.2	3.6	28:34 (5)
7	HUANG Hung-Ying	F	1.64/5'5"	23	2.8	38	43	100	1.2	0.0	6:57 (5)
8	LIU Hsi-Yeh	F	1.73/5'8"	21	2.0	25	0	50	1.0	0.5	2:00 (2)
9	CHANG Chia-Ling	G	1.72/5'8"	23	0.7	50	0		0.3	0.0	1:48 (3)
10	LIN Hsien-Fang	G	1.73/5'8"	21	1.2	25		100	0.6	0.4	5:33 (5)
11	HUANG Ping-Jen	F	1.77/5'10"	23	15.8	50	25	68	7.4	2.0	32:05 (5)
12	HUANG Hsiang-Ting	C	1.81/5'11"	20	8.0	50	0	100	2.4	1.4	21:41 (5)
13	LO Chiao-Hui	F	1.77/5'10"	23	1.5	11		100	1.3	0.0	5:41 (4)
14	HUANG Ying-Li	F	1.70/5'7"	24	12.8	33	28	75	4.8	3.2	34:43 (5)
15	HSIEH Pei-Chun	C	1.82/6'0"	21	9.6	51		73	2.4	0.4	21:34 (5)
Team			1.74/5'9"	22.2	69.6	42	25	75	33.4	14.8	
Coach		LIANG Chia-Yin									
Assistant Coach		CHIEN Wei-Chuan					CHENG Hui-Yun				

TPE Played		
PR	UKR	84 - 68
PR	JPN	69 - 64
PR	CAN	72 - 67
QF	HUN	72 - 41
SF	RUS	51 - 69

LEGEND

(1)	Point Guard	(2)	Shooting Guard	(3)	Small Forward	(4)	Power Forward	(5)	Centre
(C)	Captain	3FG%	3 Points Field Goals %	APG	Assists per Game	C	Centre	F	Forward
FG%	Field Goals %	FT%	Free Throws %	G	Guard	GP	Games Played	MPG	Minutes Played per Game
Pos	Playing Position	PPG	Points per Game	PR	Preliminary Round	QF	Quarterfinal	RPG	Rebounds per Game
SF	Semifinal								

Timing and Results provided by  TISSOT



Game No: 47

Results

Результаты

Match Duration: 1:29

AUS 99 vs 58 TPE

(27:13, 24:10, 23:18, 25:17)

Referee: CROSS Gina (USA)

Commissioner:

Umpire: LASUIK Karen (CAN) / DINIZ Karla (BRA)

Scoring by 5 min intervals:	AUS	Q1		Q2		Q3		Q4	
		17	27	39	51	60	74	91	99
TPE	7	13	17	23	33	41	47	58	

AUS - Australia

No.	Name	MIN	Field Goals		2 Points		3 Points		Free Throws		Rebounds			AS	TO	ST	BS	PF	FD	PTS																												
			M/A	%	M/A	%	M/A	%	M/A	%	OR	DR	TOT																																			
4	THOMPSON Olivia	10:44	3/4	75	3/4	75	0/0	0	0/0	0	4	1	5	0	2	1	1	0	0	6																												
5	MANSFIELD Lauren	9:00	0/3	0	0/3	0	0/0	0	0/0	0	0	0	0	1	0	0	0	0	0	0																												
6	LANGFORD Emma	6:57	1/1	100	1/1	100	0/0	0	0/0	0	0	1	1	0	0	0	0	0	0	2																												
7	LAVEY Tessa	22:31	2/6	33	1/4	25	1/2	50	0/0	0	0	3	3	3	3	1	0	0	0	5																												
*8	CUMMING Stephanie	31:52	9/12	75	7/10	70	2/2	100	3/3	100	1	2	3	3	6	1	0	0	2	23																												
*9	MADGEN Tess	26:23	10/15	67	8/12	67	2/3	67	1/1	100	3	6	9	5	1	1	0	1	5	23																												
*10	KUNEK Alice	20:44	6/9	67	6/8	75	0/1	0	3/3	100	1	4	5	1	2	0	0	3	3	15																												
*12	EBZERY Katie	24:04	3/7	43	3/6	50	0/1	0	1/2	50	3	2	5	0	0	0	1	2	3	7																												
13	BURTON Natalie	3:43	1/1	100	1/1	100	0/0	0	0/0	0	0	1	1	0	0	0	0	1	0	2																												
*14	TOLO Marianna	24:39	3/6	50	3/6	50	0/0	0	2/2	100	2	3	5	2	0	2	2	1	1	8																												
15	BLICAVS Sara	19:23	4/9	44	4/9	44	0/0	0	0/0	0	1	8	9	1	1	1	0	2	1	8																												
Team / Coach											2			1			3																															
Totals			42/73		58		37/64		58		5/9		56		10/11		91		17			32			49			16			16			7			4			10			15			99		
Coach		BROWN Philip																																														
Assistant Coach		LUCAS Christopher																																														

TPE - Chinese Taipei

No.	Name	MIN	Field Goals		2 Points		3 Points		Free Throws		Rebounds			AS	TO	ST	BS	PF	FD	PTS																												
			M/A	%	M/A	%	M/A	%	M/A	%	OR	DR	TOT																																			
4	CHANG Chi-Fang	14:44	1/3	33	1/2	50	0/1	0	0/0	0	1	1	2	5	2	1	0	5	0	2																												
*5	HSU Chien-Hui	21:02	2/4	50	2/4	50	0/0	0	2/2	100	0	0	0	5	1	1	0	1	1	6																												
*6	YANG Ya-Hui	26:48	3/6	50	2/5	40	1/1	100	0/0	0	1	1	2	2	1	1	0	3	0	7																												
7	HUANG Hung-Ying	17:26	1/7	14	1/3	33	0/4	0	0/0	0	0	0	0	3	0	1	0	1	1	2																												
8	LIU Hsi-Yeh	0:00	0/0	0	0/0	0	0/0	0	0/0	0	0	0	0	0	0	0	0	0	0	0																												
9	CHANG Chia-Ling	0:00	0/0	0	0/0	0	0/0	0	0/0	0	0	0	0	0	0	0	0	0	0	0																												
10	LIN Hsien-Fang	3:49	0/2	0	0/2	0	0/0	0	0/0	0	1	0	1	0	0	0	0	1	0	0																												
*11	HUANG Ping-Jen	24:34	5/13	38	5/13	38	0/0	0	0/0	0	0	3	3	0	3	2	0	1	5	10																												
12	HUANG Hsiang-Ting	28:13	4/10	40	4/10	40	0/0	0	3/3	100	0	2	2	1	2	1	0	0	2	11																												
13	LO Chiao-Hui	0:00	0/0	0	0/0	0	0/0	0	0/0	0	0	0	0	0	0	0	0	0	0	0																												
*14	HUANG Ying-Li	36:11	6/18	33	4/9	44	2/9	22	0/0	0	1	2	3	1	4	0	0	2	0	14																												
*15	HSIEH Pei-Chun	27:13	3/6	50	3/6	50	0/0	0	0/0	0	2	3	5	0	3	0	1	1	1	6																												
Team / Coach											4			2			6						0																									
Totals			25/69		36		22/54		41		3/15		20		5/5		100		10			14			24			17			16			7			1			15			10			58		
Coach		LIANG Chia-Yin																																														
Assistant Coach		CHIEN Wei-Chuan																																														
		CHENG Hui-Yun																																														

	AUS	TPE
Points from Turnovers	25	12
Points in the Paint	64	28
Second Chance Points	25	9
Fast Break Points	12	8

	AUS	TPE
Biggest Lead	44	0
Biggest Scoring Run	11-0 (36-13)	6-0 (60-33)
Lead Changes	0	
Times Tied	0	

LEGEND			
%	Shooting Percentage	(C)	Captain
BS	Blocked Shots	DR	Defensive Rebounds
OR	Offensive Rebounds	OTx	Overtime
S	Suspended	ST	Steals
(I)	Injured	FD	Fouls Drawn
*	Starters	PF	Fouls
M/A	Made / Attempts	TO	Turnovers
PTS	Points	TOT	Total Rebounds
AS	Assists	MIN	Minutes Played
Qx	Quarter Time		

Timing and Results provided by TISSOT



Game No: 47

Shot Chart
Схема бросков

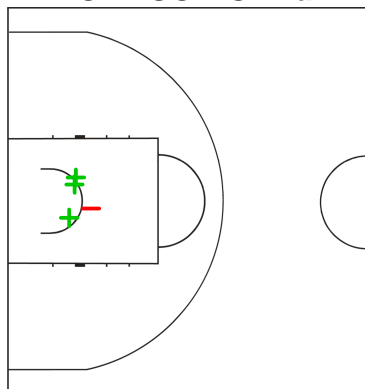
AUS 99 vs 58 TPE
(27 - 13, 24 - 10, 23 - 18, 25 - 17)

Scoring by 5 min intervals:

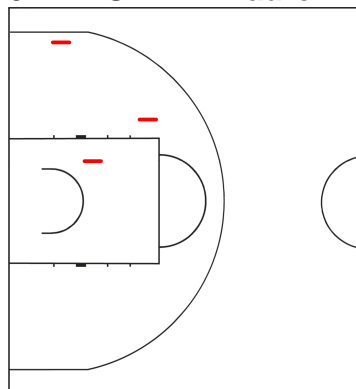
	Q1		Q2		Q3		Q4	
AUS	17	27	39	51	60	74	91	99
TPE	7	13	17	23	33	41	47	58

AUS - Australia

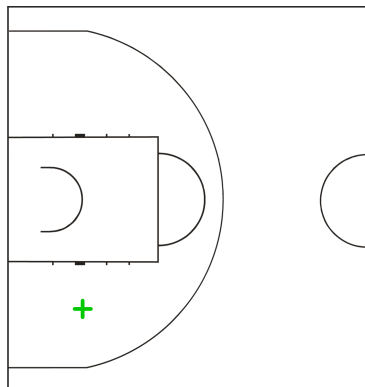
4 THOMPSON Olivia



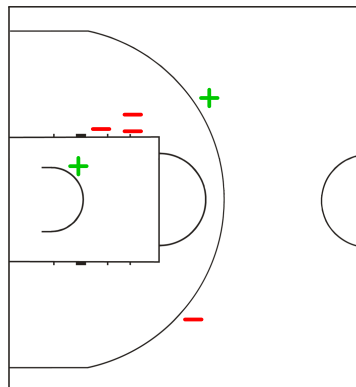
5 MANSFIELD Lauren



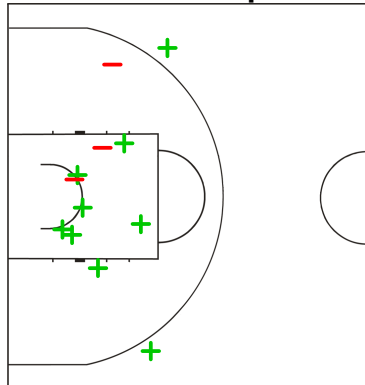
6 LANGFORD Emma



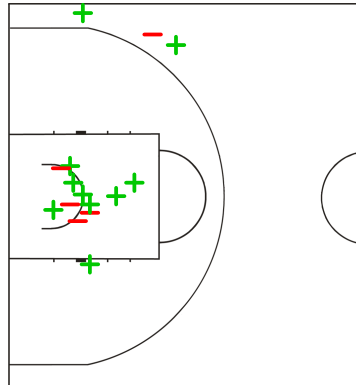
7 LAVEY Tessa



8 CUMMING Stephanie



9 MADGEN Tess



LEGEND

+ Shot Made

-

Shot Missed

Timing and Results provided by TISSOT



Game No: 47

Shot Chart

Схема бросков

AUS 99 vs 58 TPE

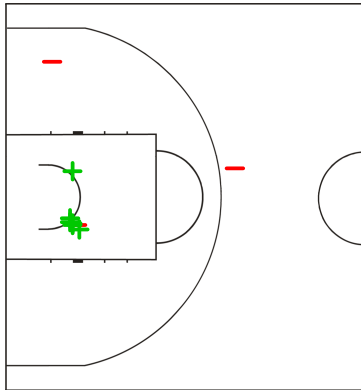
(27 - 13, 24 - 10, 23 - 18, 25 - 17)

Scoring by 5 min intervals:

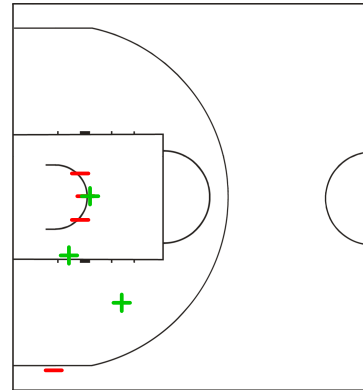
	Q1		Q2		Q3		Q4	
AUS	17	27	39	51	60	74	91	99
TPE	7	13	17	23	33	41	47	58

AUS - Australia

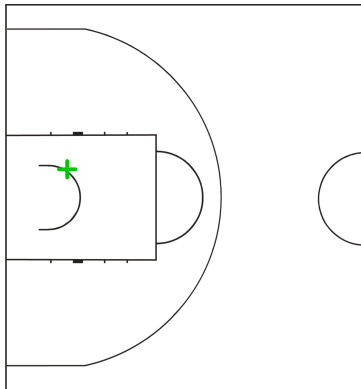
10 KUNEK Alice



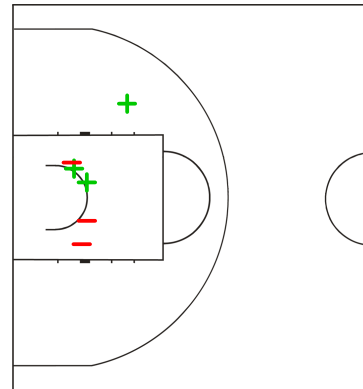
12 EBZERY Katie



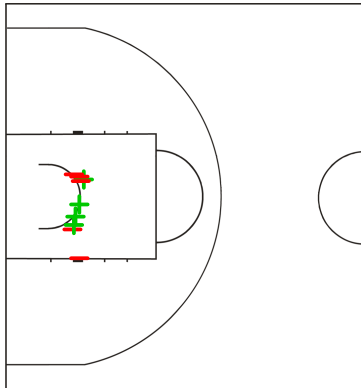
13 BURTON Natalie



14 TOLO Marianna



15 BLICAVS Sara



LEGEND

+ Shot Made

-

Shot Missed

Timing and Results provided by **TISSOT**



Game No: 47

Shot Chart
Схема бросков

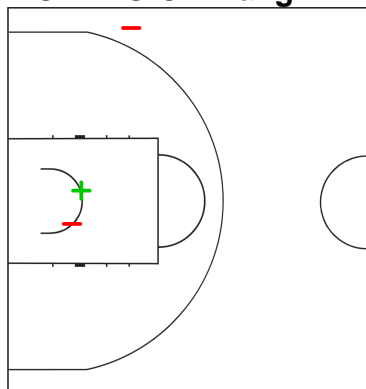
AUS 99 vs 58 TPE
(27 - 13, 24 - 10, 23 - 18, 25 - 17)

Scoring by 5 min intervals:

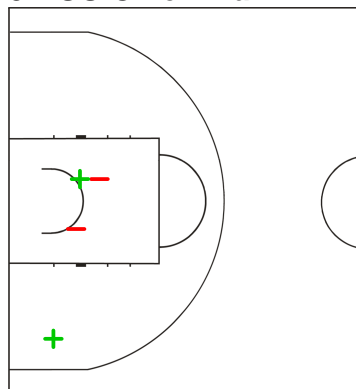
	Q1		Q2		Q3		Q4	
AUS	17	27	39	51	60	74	91	99
TPE	7	13	17	23	33	41	47	58

TPE - Chinese Taipei

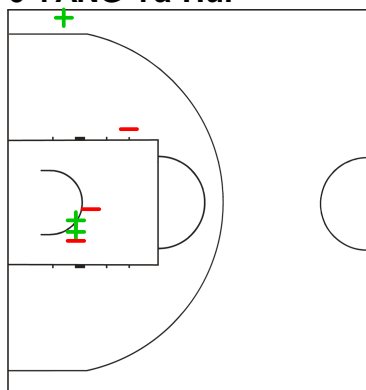
4 CHANG Chi-Fang



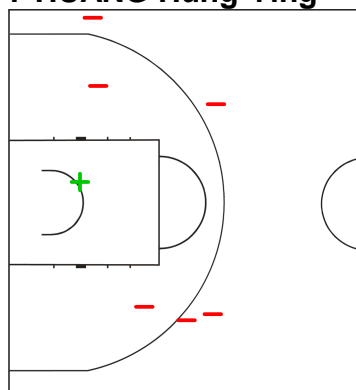
5 HSU Chien-Hui



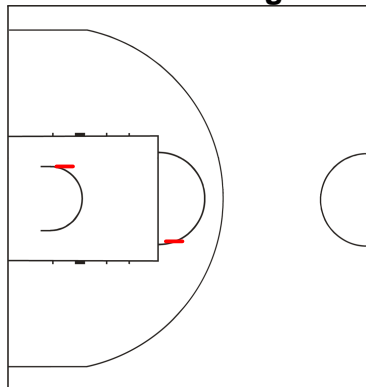
6 YANG Ya-Hui



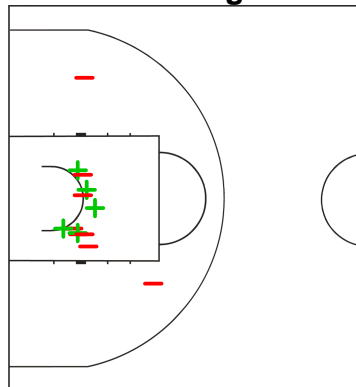
7 HUANG Hung-Ying



10 LIN Hsien-Fang



11 HUANG Ping-Jen



LEGEND

+ Shot Made

-

Shot Missed

Timing and Results provided by TISSOT



Game No: 47

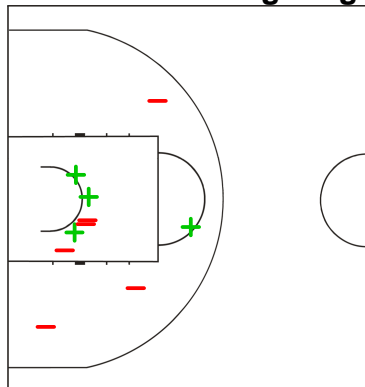
Shot Chart
Схема бросков

AUS 99 vs 58 TPE
(27 - 13, 24 - 10, 23 - 18, 25 - 17)

Scoring by 5 min intervals:

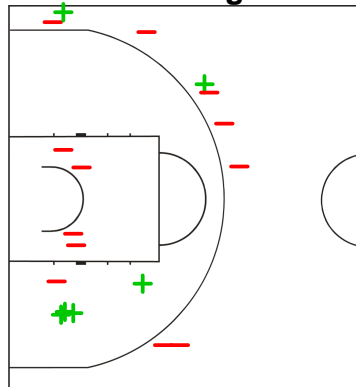
	Q1		Q2		Q3		Q4	
AUS	17	27	39	51	60	74	91	99
TPE	7	13	17	23	33	41	47	58

12 HUANG Hsiang-Ting

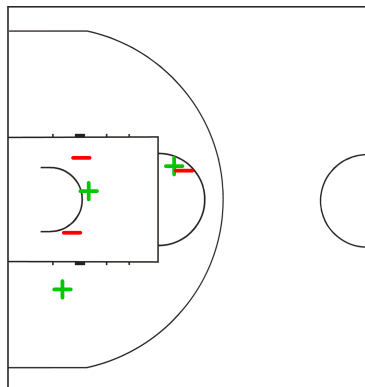


TPE - Chinese Taipei

14 HUANG Ying-Li



15 HSIEH Pei-Chun



LEGEND

+ Shot Made

- Shot Missed



Game No: 47

Lineup Analysis

Анализ

AUS 99 vs 58 TPE

AUS

Lineup efficiency

8 CUMMING S	9 MADGEN T	10 KUNEK A	12 EBZERY K	14 TOLO M	15:53
4 THOMPSON O	5 MANSFIELD L	6 LANGFORD E	7 LAVEY T	13 BURTON N	3:43
7 LAVEY T	8 CUMMING S	9 MADGEN T	14 TOLO M	15 BLICAVS S	2:56
7 LAVEY T	8 CUMMING S	12 EBZERY K	14 TOLO M	15 BLICAVS S	2:36
7 LAVEY T	8 CUMMING S	10 KUNEK A	14 TOLO M	15 BLICAVS S	2:27
4 THOMPSON O	5 MANSFIELD L	7 LAVEY T	12 EBZERY K	15 BLICAVS S	2:03
5 MANSFIELD L	6 LANGFORD E	7 LAVEY T	8 CUMMING S	15 BLICAVS S	1:38
5 MANSFIELD L	6 LANGFORD E	8 CUMMING S	9 MADGEN T	15 BLICAVS S	1:36
4 THOMPSON O	7 LAVEY T	9 MADGEN T	12 EBZERY K	15 BLICAVS S	1:35
7 LAVEY T	8 CUMMING S	9 MADGEN T	10 KUNEK A	15 BLICAVS S	1:23
4 THOMPSON O	7 LAVEY T	8 CUMMING S	9 MADGEN T	15 BLICAVS S	1:12
4 THOMPSON O	7 LAVEY T	8 CUMMING S	12 EBZERY K	15 BLICAVS S	1:10
4 THOMPSON O	7 LAVEY T	8 CUMMING S	9 MADGEN T	10 KUNEK A	1:01
7 LAVEY T	9 MADGEN T	12 EBZERY K	14 TOLO M	15 BLICAVS S	0:47

Score development

8 CUMMING S	9 MADGEN T	10 KUNEK A	12 EBZERY K	14 TOLO M	15:53	+21
7 LAVEY T	8 CUMMING S	9 MADGEN T	14 TOLO M	15 BLICAVS S	2:56	+6
7 LAVEY T	8 CUMMING S	9 MADGEN T	10 KUNEK A	15 BLICAVS S	1:23	+5
7 LAVEY T	8 CUMMING S	10 KUNEK A	14 TOLO M	15 BLICAVS S	2:27	+4
7 LAVEY T	8 CUMMING S	12 EBZERY K	14 TOLO M	15 BLICAVS S	2:36	+4
7 LAVEY T	9 MADGEN T	12 EBZERY K	14 TOLO M	15 BLICAVS S	0:47	+2
5 MANSFIELD L	6 LANGFORD E	8 CUMMING S	9 MADGEN T	15 BLICAVS S	1:36	+2
5 MANSFIELD L	6 LANGFORD E	7 LAVEY T	8 CUMMING S	15 BLICAVS S	1:38	+2
4 THOMPSON O	7 LAVEY T	8 CUMMING S	12 EBZERY K	15 BLICAVS S	1:10	0
4 THOMPSON O	7 LAVEY T	8 CUMMING S	9 MADGEN T	15 BLICAVS S	1:12	0
4 THOMPSON O	7 LAVEY T	9 MADGEN T	12 EBZERY K	15 BLICAVS S	1:35	0
4 THOMPSON O	7 LAVEY T	8 CUMMING S	9 MADGEN T	10 KUNEK A	1:01	-2
4 THOMPSON O	5 MANSFIELD L	7 LAVEY T	12 EBZERY K	15 BLICAVS S	2:03	-2
4 THOMPSON O	5 MANSFIELD L	6 LANGFORD E	7 LAVEY T	13 BURTON N	3:43	-3



Game No: 47

Lineup Analysis

Анализ

TPE

Lineup efficiency


5	HSU C	6	YANG Y	11	HUANG P	14	HUANG Y	15	HSIEH P	8:44
4	CHANG C	5	HSU C	12	HUANG H	14	HUANG Y	15	HSIEH P	5:37
6	YANG Y	7	HUANG H	12	HUANG H	14	HUANG Y	15	HSIEH P	5:06
5	HSU C	6	YANG Y	11	HUANG P	12	HUANG H	14	HUANG Y	4:02
4	CHANG C	7	HUANG H	10	LIN H	11	HUANG P	12	HUANG H	3:49
6	YANG Y	7	HUANG H	11	HUANG P	12	HUANG H	14	HUANG Y	3:14
5	HSU C	6	YANG Y	12	HUANG H	14	HUANG Y	15	HSIEH P	2:39
4	CHANG C	7	HUANG H	12	HUANG H	14	HUANG Y	15	HSIEH P	2:04
4	CHANG C	7	HUANG H	11	HUANG P	12	HUANG H	14	HUANG Y	1:42
4	CHANG C	6	YANG Y	11	HUANG P	14	HUANG Y	15	HSIEH P	1:32
6	YANG Y	7	HUANG H	11	HUANG P	14	HUANG Y	15	HSIEH P	1:31

Score development

5	HSU C	6	YANG Y	12	HUANG H	14	HUANG Y	15	HSIEH P	2:39	+2
6	YANG Y	7	HUANG H	12	HUANG H	14	HUANG Y	15	HSIEH P	5:06	+1
6	YANG Y	7	HUANG H	11	HUANG P	14	HUANG Y	15	HSIEH P	1:31	-2
4	CHANG C	7	HUANG H	11	HUANG P	12	HUANG H	14	HUANG Y	1:42	-2
4	CHANG C	5	HSU C	12	HUANG H	14	HUANG Y	15	HSIEH P	5:37	-2
4	CHANG C	6	YANG Y	11	HUANG P	14	HUANG Y	15	HSIEH P	1:32	-3
4	CHANG C	7	HUANG H	12	HUANG H	14	HUANG Y	15	HSIEH P	2:04	-3
5	HSU C	6	YANG Y	11	HUANG P	12	HUANG H	14	HUANG Y	4:02	-4
4	CHANG C	7	HUANG H	10	LIN H	11	HUANG P	12	HUANG H	3:49	-5
6	YANG Y	7	HUANG H	11	HUANG P	12	HUANG H	14	HUANG Y	3:14	-6
5	HSU C	6	YANG Y	11	HUANG P	14	HUANG Y	15	HSIEH P	8:44	-17

LEGEND

+ Shot Made - Shot Missed

Timing and Results provided by  TISSOT



Game No: 48

Start List

Стартовый список

USA vs RUS

Referee: IVANOVIC Ivana (SRB)

Umpire: WANG Zebo (CHN) / CALDWELL Toni le Anne (AUS)

USA - United States

No.	Name	Pos	Height m / ft in	Age	Current Games Statistics						
					PPG	FG%	3FG%	FT%	RPG	APG	MPG (GP)
4	SIMS Odyssey	G	/	21	13.2	51	20	91	2.0	5.8	23:06 (5)
5	MASSENGALE Ariel	G	/	20	4.4	50	40	75	1.0	2.0	17:41 (5)
6	HARTLEY Bria	G	/	20	12.8	43	37	81	2.8	3.8	24:35 (5)
7	ELLENBERG-WILEY Aaryn	G	/	20	10.6	43	38	80	3.0	0.4	18:41 (5)
8	SCHIMMEL Shoni	G	/	21	5.8	53	17	100	1.3	3.5	15:08 (4)
9	BRADFORD Crystal	G	/	19	9.8	59	20	40	5.2	1.0	14:57 (5)
10	HOOPER Jordan	F	/	21	6.0	45	25	40	5.2	0.4	12:44 (5)
11	LEWIS Kaleena	F	/	19	12.6	51	30	88	7.4	1.6	23:14 (5)
12	GRAY Reshanda	F	/	20	4.8	85		67	2.2	0.2	7:53 (5)
13	LISTON Patricia	G	/	21	9.4	45	43	100	3.0	1.2	15:15 (5)
14	HARBERTS Cassandra	F	/	21	6.8	65		80	3.2	0.8	17:28 (5)
15	PLAISANCE Theresa	F	/	21	6.6	63	100	89	5.2	0.6	12:15 (5)
Team			/	20.3	101.6	51	34	81	47.6	20.6	
Coach		COALE Sherri									
Assistant Coach		GIORGIS Brian									

USA Played		
PR	MLI	120 - 32
PR	CZE	101 - 61
PR	BRA	105 - 75
QF	SWE	103 - 72
SF	AUS	79 - 78


RUS - Russian Fed.

No.	Name	Pos	Height m / ft in	Age	Current Games Statistics						
					PPG	FG%	3FG%	FT%	RPG	APG	MPG (GP)
4	GRIGORYEVA Tatiana	G	1.78/5'10"	23	9.6	53	29	60	2.6	3.0	18:24 (5)
5	FEDORENKOVA Ekaterina	G	1.78/5'10"	19	0.8	13	0		0.4	2.0	10:20 (5)
6	MAYOROVA Nadezda	G	1.78/5'10"	24	7.0	43	47	50	2.6	1.4	25:38 (5)
7	LOGUNOVA Anastasia	C	1.92/6'4"	22	10.8	66		89	4.6	1.4	22:15 (5)
8	ABRIKOSOVA Tatiana	G	1.79/5'10"	24	6.2	46	50	83	3.2	2.4	21:33 (5)
9	FINOGENTOVA Evgeniia	G	1.74/5'9"	22	6.4	46	30	83	1.8	1.8	17:29 (5)
10	SHILOVA Anastasiya	F	1.86/6'1"	22	10.4	49	36	33	3.2	1.6	19:52 (5)
11	VIERU Natalia	C	2.00/6'7"	23	9.4	54		38	9.4	2.0	23:50 (5)
12	DOROSHEVA Veronika	F	1.90/6'3"	22	6.8	55	50	80	3.2	0.0	10:52 (5)
13	PASKALENKO Liubov	C	2.03/6'8"	22	6.2	63	100	75	5.4	1.0	9:56 (5)
14	LOGINOVA Anastasia	F	1.90/6'3"	23	9.3	52	50	50	4.7	1.0	20:53 (3)
15	GRISHAEVA Nadezhda	F	1.95/6'5"	24	6.0	33		67	3.7	1.7	12:08 (3)
Team			1.87/6'2"	22.5	82.8	50	41	63	46.4	18.2	
Coach		SOKOLOVSKIY Boris									
Assistant Coach		SHUVAGIN Dmitry									

RUS Played		
PR	MGL	123 - 23
PR	POL	74 - 37
PR	SWE	74 - 68
QF	CZE	74 - 66
SF	TPE	69 - 51

LEGEND

(1)	Point Guard	(2)	Shooting Guard	(3)	Small Forward	(4)	Power Forward	(5)	Centre
(C)	Captain	3FG%	3 Points Field Goals %	APG	Assists per Game	C	Centre	F	Forward
FG%	Field Goals %	FT%	Free Throws %	G	Guard	GP	Games Played	MPG	Minutes Played per Game
Pos	Playing Position	PPG	Points per Game	PR	Preliminary Round	QF	Quarterfinal	RPG	Rebounds per Game
SF	Semifinal								

Timing and Results provided by  TISSOT



Game No: 48

Results
Результаты

Attendance: 4000

Match Duration: 1:40

USA 90 vs 71 RUS
(22:13, 19:14, 27:20, 22:24)

Referee: IVANOVIC Ivana (SRB)

Commissioner:

Umpire: WANG Zebo (CHN) / CALDWELL Toni le Anne (AUS)

		Q1		Q2		Q3		Q4	
Scoring by 5 min intervals:	USA	9	22	32	41	53	68	75	90
	RUS	2	13	21	27	42	47	59	71

USA - United States

No.	Name	MIN	Field Goals		2 Points		3 Points		Free Throws		Rebounds			AS	TO	ST	BS	PF	FD	PTS
			M/A	%	M/A	%	M/A	%	M/A	%	OR	DR	TOT							
*4	SIMS Odyssey	26:39	3/7	43	2/5	40	1/2	50	3/4	75	0	0	0	3	3	2	0	0	3	10
5	MASSENGALE Ariel	14:37	1/3	33	1/3	33	0/0	0	0/0	0	0	1	1	5	0	0	0	1	1	2
*6	HARTLEY Bria	21:29	6/7	86	4/4	100	2/3	67	3/4	75	1	0	1	1	3	2	0	4	3	17
7	ELLENBERG-WILEY Aaryn	9:39	1/3	33	1/3	33	0/0	0	0/0	0	0	0	0	1	1	0	0	2	2	2
8	SCHIMMEL Shoni	3:17	0/0	0	0/0	0	0/0	0	0/0	0	0	0	0	1	0	0	0	0	0	0
9	BRADFORD Crystal	11:17	6/9	67	4/6	67	2/3	67	2/3	67	1	1	2	0	2	2	0	1	3	16
*10	HOOPER Jordan	31:05	4/8	50	3/5	60	1/3	33	0/0	0	3	6	9	2	1	0	1	2	0	9
*11	LEWIS Kaleena	32:31	6/12	50	3/6	50	3/6	50	0/0	0	0	4	4	2	5	0	0	2	1	15
12	GRAY Reshanda	1:09	0/0	0	0/0	0	0/0	0	0/0	0	0	0	0	0	0	0	0	0	0	0
13	LISTON Patricia	5:43	1/1	100	1/1	100	0/0	0	0/0	0	1	2	3	0	0	0	0	0	0	2
14	HARBERTS Cassandra	25:12	3/5	60	3/5	60	0/0	0	2/2	100	0	1	1	3	0	1	0	2	3	8
*15	PLAISANCE Theresa	17:22	4/12	33	4/9	44	0/3	0	1/2	50	4	2	6	1	1	2	1	3	1	9
Team / Coach											2	5	7							
Totals			35/67	52	26/47	55	9/20	45	11/15	73	12	22	34	19	16	9	2	17	17	90
Coach		COALE Sherri																		
Assistant Coach		GIORGIS Brian																		

RUS - Russian Fed.

No.	Name	MIN	Field Goals		2 Points		3 Points		Free Throws		Rebounds			AS	TO	ST	BS	PF	FD	PTS
			M/A	%	M/A	%	M/A	%	M/A	%	OR	DR	TOT							
4	GRIGORYEVA Tatiana	22:38	4/10	40	4/8	50	0/2	0	4/4	100	1	1	2	2	3	2	0	2	2	12
5	FEDORENKOVA Ekaterina	0:00	0/0	0	0/0	0	0/0	0	0/0	0	0	0	0	0	0	0	0	0	0	0
6	MAYOROVA Nadezda	20:14	2/5	40	1/2	50	1/3	33	0/0	0	0	0	0	1	2	1	0	2	0	5
*7	LOGUNOVA Anastasia	32:14	6/10	60	6/8	75	0/2	0	0/0	0	0	7	7	4	3	0	2	0	0	12
*8	ABRIKOSOVA Tatiana	23:26	2/6	33	1/2	50	1/4	25	2/2	100	1	2	3	0	0	0	0	3	1	7
*9	FINOGENTOVA Evgeniia	21:02	0/5	0	0/3	0	0/2	0	0/0	0	0	0	0	3	3	0	0	1	2	0
*10	SHILOVA Anastasiya	10:50	2/5	40	2/3	67	0/2	0	0/0	0	1	1	2	0	3	0	0	0	1	4
*11	VIERU Natalia	24:52	5/7	71	5/7	71	0/0	0	3/8	38	6	3	9	2	1	2	0	3	6	13
12	DOROSHEVA Veronika	21:50	3/8	38	0/1	0	3/7	43	0/0	0	2	2	4	1	1	1	0	2	2	9
13	PASKALENKO Liubov	5:54	0/0	0	0/0	0	0/0	0	0/0	0	0	0	0	0	2	0	0	1	0	0
14	LOGINOVA Anastasia	4:30	0/3	0	0/1	0	0/2	0	0/0	0	0	0	0	1	0	0	0	1	1	0
15	GRISHAEVA Nadezhda	12:30	3/6	50	3/6	50	0/0	0	3/4	75	0	2	2	1	1	0	0	2	2	9
Team / Coach											5	4	9							
Totals			27/65	42	22/41	54	5/24	21	12/18	67	16	22	38	15	20	6	2	17	17	71
Coach		SOKOLOVSKIY Boris																		
Assistant Coach		SHUVAGIN Dmitry																		

	USA	RUS
Points from Turnovers	27	12
Points in the Paint	38	40
Second Chance Points	12	13
Fast Break Points	11	6

	USA	RUS
Biggest Lead	24	0
Biggest Scoring Run	9-0 (11-2)	6-0 (25-21)
Lead Changes	0	
Times Tied	1	

LEGEND			
%	Shooting Percentage	(C)	Captain
BS	Blocked Shots	DR	Defensive Rebounds
OR	Offensive Rebounds	OTx	Overtime
S	Suspended	ST	Steals
(I)	Injured	FD	Fouls Drawn
PF	Fouls	PTS	Points
TO	Turnovers	TOT	Total Rebounds
*	Starters	AS	Assists
M/A	Made / Attempts	MIN	Minutes Played
Qx	Quarter Time		

Timing and Results provided by TISSOT



Game No: 48

Shot Chart
Схема бросков

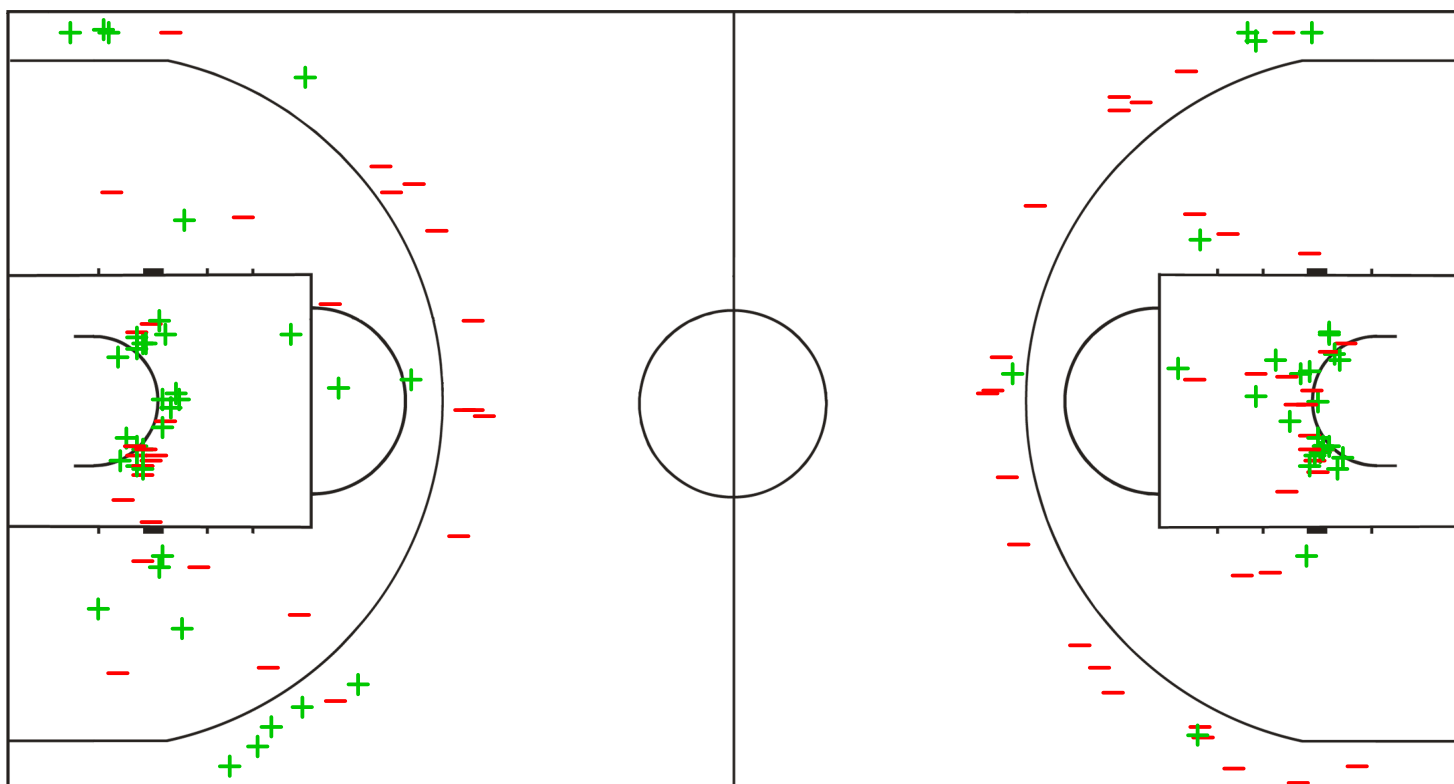
USA 90 vs 71 RUS
(22 - 13, 19 - 14, 27 - 20, 22 - 24)

Scoring by 5 min intervals:

	Q1		Q2		Q3		Q4	
USA	9	22	32	41	53	68	75	90
RUS	2	13	21	27	42	47	59	71

USA - United States

RUS - Russian Fed.



LEGEND

+ Shot Made

- Shot Missed

Timing and Results provided by **TISSOT**



Game No: 48

Shot Chart
Схема бросков

USA 90 vs 71 RUS

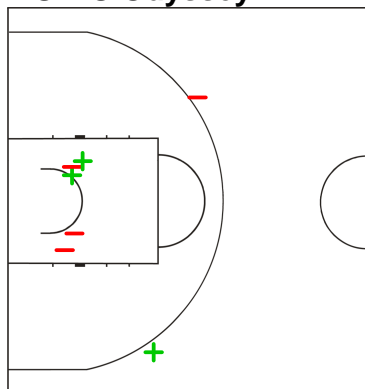
(22 - 13, 19 - 14, 27 - 20, 22 - 24)

Scoring by 5 min intervals:

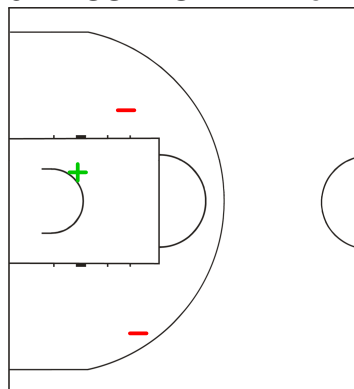
	Q1		Q2		Q3		Q4	
USA	9	22	32	41	53	68	75	90
RUS	2	13	21	27	42	47	59	71

USA - United States

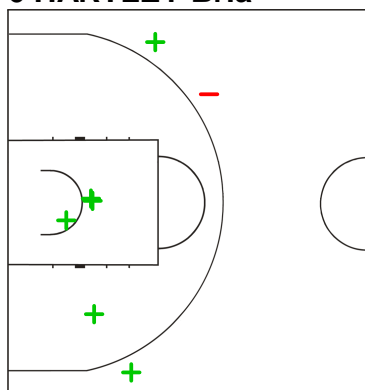
4 SIMS Odyssey



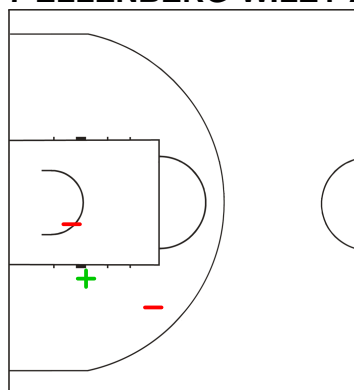
5 MASSENGALE Ariel



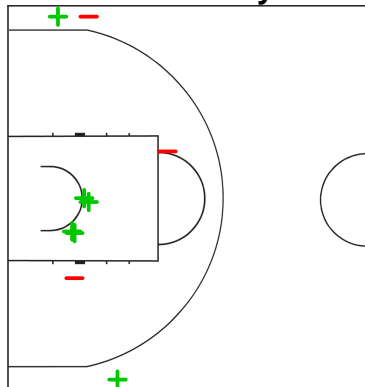
6 HARTLEY Bria



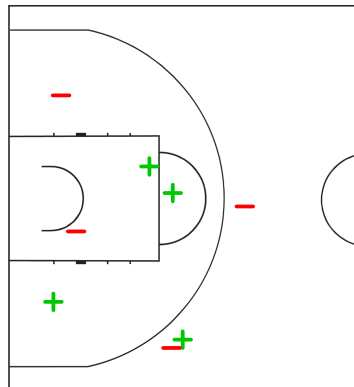
7 ELLENBERG-WILEY Aaryn



9 BRADFORD Crystal



10 HOOPER Jordan



LEGEND

+ Shot Made

-

Shot Missed

Timing and Results provided by TISSOT



Game No: 48

Shot Chart
Схема бросков

USA 90 vs 71 RUS

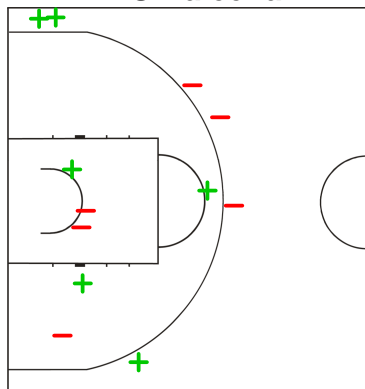
(22 - 13, 19 - 14, 27 - 20, 22 - 24)

Scoring by 5 min intervals:

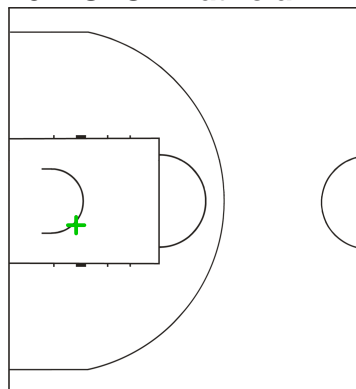
	Q1		Q2		Q3		Q4	
USA	9	22	32	41	53	68	75	90
RUS	2	13	21	27	42	47	59	71

USA - United States

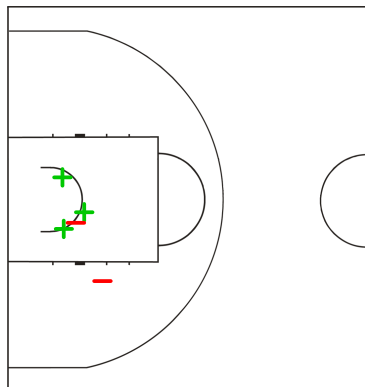
11 LEWIS Kaleena



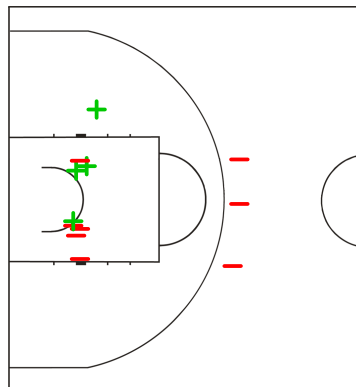
13 LISTON Patricia



14 HARBERTS Cassandra



15 PLAISANCE Theresa



LEGEND

+ Shot Made

- Shot Missed

Timing and Results provided by **TISSOT**



Game No: 48

Shot Chart
Схема бросков

USA 90 vs 71 RUS

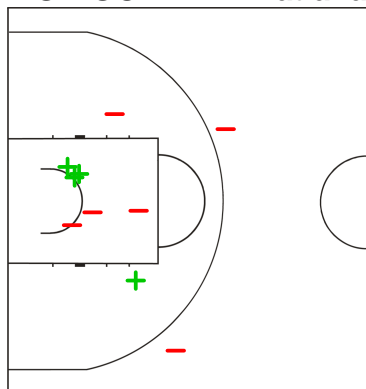
(22 - 13, 19 - 14, 27 - 20, 22 - 24)

Scoring by 5 min intervals:

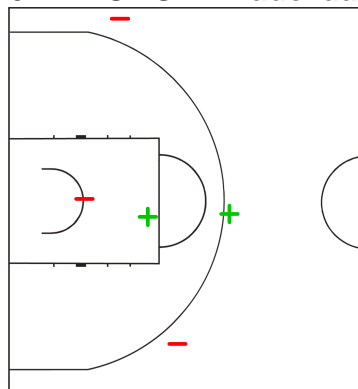
	Q1		Q2		Q3		Q4	
USA	9	22	32	41	53	68	75	90
RUS	2	13	21	27	42	47	59	71

RUS - Russian Fed.

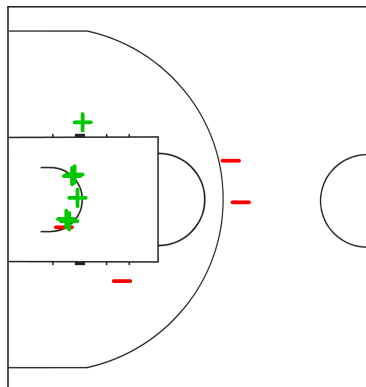
4 GRIGORYEVA Tatiana



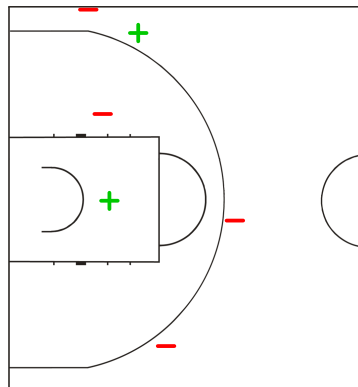
6 MAYOROVA Nadezda



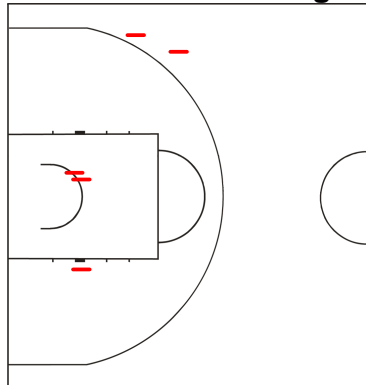
7 LOGUNOVA Anastasia



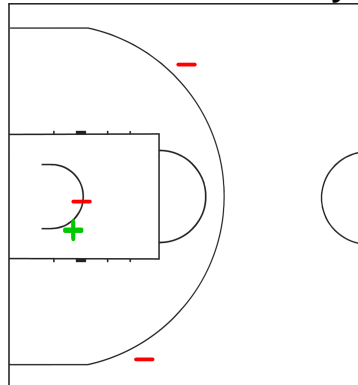
8 ABRIKOSOVA Tatiana



9 FINOGENTOVA Evgeniia



10 SHILOVA Anastasiya



LEGEND

+ Shot Made

-

Shot Missed

Timing and Results provided by TISSOT



Game No: 48

Shot Chart
Схема бросков

USA 90 vs 71 RUS

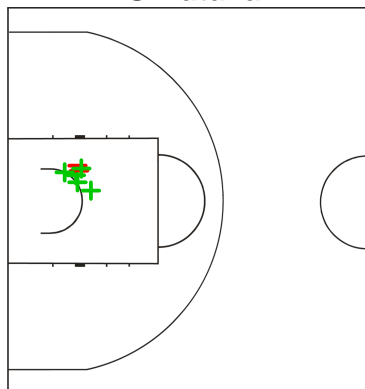
(22 - 13, 19 - 14, 27 - 20, 22 - 24)

Scoring by 5 min intervals:

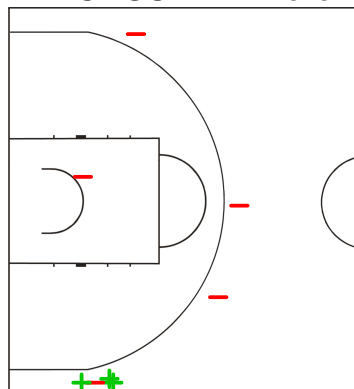
	Q1		Q2		Q3		Q4	
USA	9	22	32	41	53	68	75	90
RUS	2	13	21	27	42	47	59	71

RUS - Russian Fed.

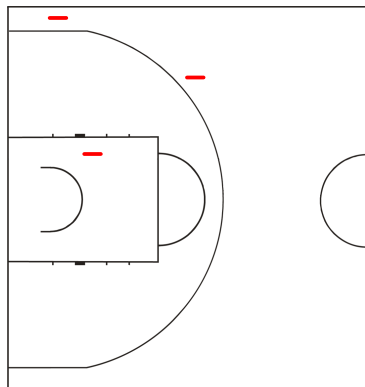
11 VIERU Natalia



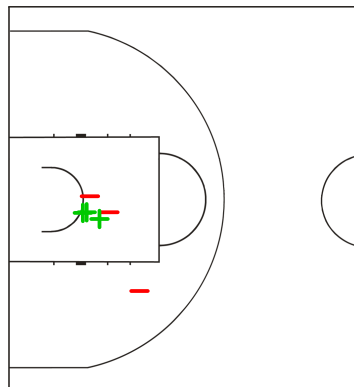
12 DOROSHEVA Veronika



14 LOGINOVA Anastasia



15 GRISHAEVA Nadezhda



LEGEND

+ Shot Made

- Shot Missed

Timing and Results provided by TISSOT



Game No: 48

Lineup Analysis

Анализ

USA 90 vs 71 RUS

USA

Lineup efficiency

4	SIMS O	6	HARTLEY B	10	HOOPER J	11	LEWIS K	15	PLAISANCE T	8:15
5	MASSENGALE A	6	HARTLEY B	10	HOOPER J	11	LEWIS K	14	HARBERTS C	4:46
4	SIMS O	6	HARTLEY B	10	HOOPER J	11	LEWIS K	14	HARBERTS C	3:46
4	SIMS O	7	ELLENBERG-WILEY A	9	BRADFORD C	10	HOOPER J	14	HARBERTS C	3:04
4	SIMS O	9	BRADFORD C	10	HOOPER J	13	LISTON P	14	HARBERTS C	2:55
5	MASSENGALE A	6	HARTLEY B	11	LEWIS K	14	HARBERTS C	15	PLAISANCE T	2:45
4	SIMS O	7	ELLENBERG-WILEY A	10	HOOPER J	11	LEWIS K	15	PLAISANCE T	2:11
5	MASSENGALE A	7	ELLENBERG-WILEY A	10	HOOPER J	11	LEWIS K	14	HARBERTS C	2:10
5	MASSENGALE A	6	HARTLEY B	10	HOOPER J	11	LEWIS K	15	PLAISANCE T	1:36
5	MASSENGALE A	7	ELLENBERG-WILEY A	11	LEWIS K	14	HARBERTS C	15	PLAISANCE T	1:20
4	SIMS O	5	MASSENGALE A	9	BRADFORD C	11	LEWIS K	13	LISTON P	1:16
4	SIMS O	8	SCHIMMEL S	9	BRADFORD C	12	GRAY R	13	LISTON P	1:09
4	SIMS O	8	SCHIMMEL S	9	BRADFORD C	11	LEWIS K	14	HARBERTS C	1:08
4	SIMS O	9	BRADFORD C	10	HOOPER J	11	LEWIS K	14	HARBERTS C	1:01
4	SIMS O	8	SCHIMMEL S	10	HOOPER J	11	LEWIS K	14	HARBERTS C	1:00
4	SIMS O	7	ELLENBERG-WILEY A	11	LEWIS K	14	HARBERTS C	15	PLAISANCE T	0:54
5	MASSENGALE A	9	BRADFORD C	11	LEWIS K	13	LISTON P	14	HARBERTS C	0:23
5	MASSENGALE A	6	HARTLEY B	9	BRADFORD C	10	HOOPER J	15	PLAISANCE T	0:21

Score development

5	MASSENGALE A	6	HARTLEY B	10	HOOPER J	11	LEWIS K	14	HARBERTS C	4:46	+10
4	SIMS O	8	SCHIMMEL S	9	BRADFORD C	11	LEWIS K	14	HARBERTS C	1:08	+6
4	SIMS O	9	BRADFORD C	10	HOOPER J	13	LISTON P	14	HARBERTS C	2:55	+5
4	SIMS O	7	ELLENBERG-WILEY A	9	BRADFORD C	10	HOOPER J	14	HARBERTS C	3:04	+5
4	SIMS O	7	ELLENBERG-WILEY A	10	HOOPER J	11	LEWIS K	15	PLAISANCE T	2:11	+3
4	SIMS O	6	HARTLEY B	10	HOOPER J	11	LEWIS K	14	HARBERTS C	3:46	+3
4	SIMS O	9	BRADFORD C	10	HOOPER J	11	LEWIS K	14	HARBERTS C	1:01	+2
5	MASSENGALE A	7	ELLENBERG-WILEY A	11	LEWIS K	14	HARBERTS C	15	PLAISANCE T	1:20	+1
5	MASSENGALE A	7	ELLENBERG-WILEY A	10	HOOPER J	11	LEWIS K	14	HARBERTS C	2:10	+1
5	MASSENGALE A	9	BRADFORD C	11	LEWIS K	13	LISTON P	14	HARBERTS C	0:23	0
4	SIMS O	8	SCHIMMEL S	10	HOOPER J	11	LEWIS K	14	HARBERTS C	1:00	0
4	SIMS O	5	MASSENGALE A	9	BRADFORD C	11	LEWIS K	13	LISTON P	1:16	0
4	SIMS O	6	HARTLEY B	10	HOOPER J	11	LEWIS K	15	PLAISANCE T	8:15	0
5	MASSENGALE A	6	HARTLEY B	9	BRADFORD C	10	HOOPER J	15	PLAISANCE T	0:21	-2
4	SIMS O	8	SCHIMMEL S	9	BRADFORD C	12	GRAY R	13	LISTON P	1:09	-2
5	MASSENGALE A	6	HARTLEY B	10	HOOPER J	11	LEWIS K	15	PLAISANCE T	1:36	-2
5	MASSENGALE A	6	HARTLEY B	11	LEWIS K	14	HARBERTS C	15	PLAISANCE T	2:45	-3
4	SIMS O	7	ELLENBERG-WILEY A	11	LEWIS K	14	HARBERTS C	15	PLAISANCE T	0:54	-6



Game No: 48

Lineup Analysis

Анализ

RUS

Lineup efficiency


7	LOGUNOVA A	8	ABRIKOSOVA T	9	FINOGENTOVA E	10	SHILOVA A	11	VIERU N	3:54
4	GRIGORYEVA T	7	LOGUNOVA A	9	FINOGENTOVA E	11	VIERU N	12	DOROSHEVA V	3:46
4	GRIGORYEVA T	7	LOGUNOVA A	8	ABRIKOSOVA T	9	FINOGENTOVA E	11	VIERU N	3:35
6	MAYOROVA N	7	LOGUNOVA A	8	ABRIKOSOVA T	12	DOROSHEVA V	15	GRISHAEVA N	3:05
4	GRIGORYEVA T	6	MAYOROVA N	7	LOGUNOVA A	10	SHILOVA A	11	VIERU N	2:42
4	GRIGORYEVA T	6	MAYOROVA N	7	LOGUNOVA A	12	DOROSHEVA V	13	PASKALENKO L	2:26
4	GRIGORYEVA T	6	MAYOROVA N	7	LOGUNOVA A	11	VIERU N	12	DOROSHEVA V	2:14
7	LOGUNOVA A	8	ABRIKOSOVA T	9	FINOGENTOVA E	11	VIERU N	12	DOROSHEVA V	2:01
4	GRIGORYEVA T	6	MAYOROVA N	7	LOGUNOVA A	10	SHILOVA A	13	PASKALENKO L	1:50
4	GRIGORYEVA T	7	LOGUNOVA A	8	ABRIKOSOVA T	9	FINOGENTOVA E	15	GRISHAEVA N	1:49
6	MAYOROVA N	7	LOGUNOVA A	8	ABRIKOSOVA T	10	SHILOVA A	15	GRISHAEVA N	1:45
8	ABRIKOSOVA T	9	FINOGENTOVA E	11	VIERU N	12	DOROSHEVA V	15	GRISHAEVA N	1:35
4	GRIGORYEVA T	6	MAYOROVA N	8	ABRIKOSOVA T	14	LOGINOVA A	15	GRISHAEVA N	1:32
8	ABRIKOSOVA T	9	FINOGENTOVA E	11	VIERU N	12	DOROSHEVA V	14	LOGINOVA A	1:20
6	MAYOROVA N	7	LOGUNOVA A	9	FINOGENTOVA E	11	VIERU N	12	DOROSHEVA V	1:16
4	GRIGORYEVA T	6	MAYOROVA N	12	DOROSHEVA V	13	PASKALENKO L	14	LOGINOVA A	1:13
6	MAYOROVA N	8	ABRIKOSOVA T	11	VIERU N	12	DOROSHEVA V	15	GRISHAEVA N	0:59
6	MAYOROVA N	7	LOGUNOVA A	8	ABRIKOSOVA T	11	VIERU N	12	DOROSHEVA V	0:48
4	GRIGORYEVA T	9	FINOGENTOVA E	11	VIERU N	12	DOROSHEVA V	15	GRISHAEVA N	0:42
7	LOGUNOVA A	8	ABRIKOSOVA T	9	FINOGENTOVA E	10	SHILOVA A	15	GRISHAEVA N	0:39
4	GRIGORYEVA T	9	FINOGENTOVA E	12	DOROSHEVA V	13	PASKALENKO L	14	LOGINOVA A	0:25
4	GRIGORYEVA T	6	MAYOROVA N	7	LOGUNOVA A	8	ABRIKOSOVA T	15	GRISHAEVA N	0:24

Score development

6	MAYOROVA N	7	LOGUNOVA A	8	ABRIKOSOVA T	12	DOROSHEVA V	15	GRISHAEVA N	3:05	+4
4	GRIGORYEVA T	7	LOGUNOVA A	9	FINOGENTOVA E	11	VIERU N	12	DOROSHEVA V	3:46	+4
7	LOGUNOVA A	8	ABRIKOSOVA T	9	FINOGENTOVA E	11	VIERU N	12	DOROSHEVA V	2:01	+3
6	MAYOROVA N	8	ABRIKOSOVA T	11	VIERU N	12	DOROSHEVA V	15	GRISHAEVA N	0:59	+2
4	GRIGORYEVA T	6	MAYOROVA N	7	LOGUNOVA A	12	DOROSHEVA V	13	PASKALENKO L	2:26	+2
4	GRIGORYEVA T	6	MAYOROVA N	7	LOGUNOVA A	8	ABRIKOSOVA T	15	GRISHAEVA N	0:24	-1
4	GRIGORYEVA T	9	FINOGENTOVA E	12	DOROSHEVA V	13	PASKALENKO L	14	LOGINOVA A	0:25	0
6	MAYOROVA N	7	LOGUNOVA A	8	ABRIKOSOVA T	11	VIERU N	12	DOROSHEVA V	0:48	0
6	MAYOROVA N	7	LOGUNOVA A	9	FINOGENTOVA E	11	VIERU N	12	DOROSHEVA V	1:16	0
8	ABRIKOSOVA T	9	FINOGENTOVA E	11	VIERU N	12	DOROSHEVA V	14	LOGINOVA A	1:20	-1
8	ABRIKOSOVA T	9	FINOGENTOVA E	11	VIERU N	12	DOROSHEVA V	15	GRISHAEVA N	1:35	-1
6	MAYOROVA N	7	LOGUNOVA A	8	ABRIKOSOVA T	10	SHILOVA A	15	GRISHAEVA N	1:45	-1
4	GRIGORYEVA T	7	LOGUNOVA A	8	ABRIKOSOVA T	9	FINOGENTOVA E	15	GRISHAEVA N	1:49	-1
4	GRIGORYEVA T	6	MAYOROVA N	7	LOGUNOVA A	10	SHILOVA A	13	PASKALENKO L	1:50	0
4	GRIGORYEVA T	6	MAYOROVA N	7	LOGUNOVA A	11	VIERU N	12	DOROSHEVA V	2:14	0
7	LOGUNOVA A	8	ABRIKOSOVA T	9	FINOGENTOVA E	10	SHILOVA A	11	VIERU N	3:54	-2
7	LOGUNOVA A	8	ABRIKOSOVA T	9	FINOGENTOVA E	10	SHILOVA A	15	GRISHAEVA N	0:39	-3
4	GRIGORYEVA T	9	FINOGENTOVA E	11	VIERU N	12	DOROSHEVA V	15	GRISHAEVA N	0:42	-3
4	GRIGORYEVA T	6	MAYOROVA N	12	DOROSHEVA V	13	PASKALENKO L	14	LOGINOVA A	1:13	-3
4	GRIGORYEVA T	6	MAYOROVA N	8	ABRIKOSOVA T	14	LOGINOVA A	15	GRISHAEVA N	1:32	-4
4	GRIGORYEVA T	6	MAYOROVA N	7	LOGUNOVA A	10	SHILOVA A	11	VIERU N	2:42	-7
4	GRIGORYEVA T	7	LOGUNOVA A	8	ABRIKOSOVA T	9	FINOGENTOVA E	11	VIERU N	3:35	-7

LEGEND

+ Shot Made - Shot Missed

Timing and Results provided by  TISSOT



Official Communication
Официальное сообщение

Disqualification of Philippines Men's Basketball Team

Item: 1

Disqualification

Summary:

The Philippines Men's Basketball Team has been disqualified because of leaving the tournament before the quarterfinal round

Issued by: Ulf Öhrman (FISU TD)
Time: 00:10
Date: 2013/07/14

This decision affects: RESULTS
SCHEDULE
OTHER