



Match No: 20

Match Statistics

статистика

Match Duration: 2h 12m
Attendance: 105

SVK vs TPE
2 3

Teams	Sets	1	2	3	4	5	Total
SVK	2	25	14	25	21	12	97
TPE	3	20	25	21	25	15	106
	Playing Time	24m	22m	28m	28m	18m	2h 00m

First Referee: VOECK Julie (USA)

Second Referee: ALNOAMAN Salem Abu Baker (UAE)

SVK - Slovakia

Scoring Spike

Limit 15.00%

Rk	No	Name	Spikes	Faults	Shots	Total Attempts	Eff %
1	9	PENCOVA Jaroslava	10	4	12	26	23.08
2	1	KUCIAKOVA Miroslava	11	4	23	38	18.42
	12	STANKOVIANSKA Monika	5	6	26	37	
	16	KUBOVA Paula	6	4	14	24	
	3	KOSOVA Simona	7	2	3	12	
	5	SALANCIOVA Erika	2	1	7	10	
	17	DUDOVA Katarina	7	1	2	10	
	6	DROBNAKOVA Dominika	2	1	5	8	
	2	HUDECOVA Romana	-	1	1	2	
	14	VALACHOVA Dominika	-	-	1	1	
	11	ABRHAMOVA Michaela	-	-	-	-	
	19	SMATANIKOVA Jaroslava	-	-	-	-	
Team Totals			50	24	94	168	15.48

Scoring Block


Rk	No	Name	Kill Blocks	Faults	Rebounds	Total Attempts	Avg by Set
1	9	PENCOVA Jaroslava	4	3	7	14	0.80
2	3	KOSOVA Simona	2	6	10	18	0.40
2	12	STANKOVIANSKA Monika	2	4	6	12	0.40
2	17	DUDOVA Katarina	2	4	4	10	0.40
2	1	KUCIAKOVA Miroslava	2	-	5	7	0.40
6	16	KUBOVA Paula	1	1	2	4	0.20
6	5	SALANCIOVA Erika	1	1	1	3	0.20
6	2	HUDECOVA Romana	1	-	-	1	0.20
9	14	VALACHOVA Dominika	-	-	1	1	0.00
	6	DROBNAKOVA Dominika	-	-	-	-	
	11	ABRHAMOVA Michaela	-	-	-	-	
	19	SMATANIKOVA Jaroslava	-	-	-	-	
Team Totals			15	19	36	70	3.00

Scoring Service


Rk	No	Name	Aces	Faults	Serve Hits	Total Attempts	Avg by Set
1	17	DUDOVA Katarina	2	1	14	17	0.40
1	9	PENCOVA Jaroslava	2	2	13	17	0.40
3	3	KOSOVA Simona	1	1	18	20	0.20
3	16	KUBOVA Paula	1	1	12	14	0.20
5	1	KUCIAKOVA Miroslava	-	1	10	11	0.00
5	12	STANKOVIANSKA Monika	-	2	8	10	0.00
5	6	DROBNAKOVA Dominika	-	-	2	2	0.00
5	2	HUDECOVA Romana	-	-	1	1	0.00
5	5	SALANCIOVA Erika	-	-	1	1	0.00
	11	ABRHAMOVA Michaela	-	-	-	-	
	14	VALACHOVA Dominika	-	-	-	-	
	19	SMATANIKOVA Jaroslava	-	-	-	-	
Team Totals			6	8	79	93	1.20

Team

Opponent Errors & Team Faults	26	1
-------------------------------	----	---

Timing and Results provided by  TISSOT



Match No: 20

Match Statistics

статистика

Match Duration: 2h 12m
Attendance: 105

SVK vs TPE


2 3

Teams	Sets	1	2	3	4	5	Total
SVK	2	25	14	25	21	12	97
TPE	3	20	25	21	25	15	106
	Playing Time	24m	22m	28m	28m	18m	2h 00m

First Referee: VOECK Julie (USA)

Second Referee: ALNOAMAN Salem Abu Baker (UAE)

SVK - Slovakia

Non-Scoring Dig


Rk	No	Name	Digs	Faults	Receptions	Total Attempts	Avg by Set
1	14	VALACHOVA Dominika	8	5	13	26	1.60
2	17	DUDOVA Katarina	5	5	14	24	1.00
3	1	KUCIAKOVA Miroslava	3	3	13	19	0.60
4	16	KUBOVA Paula	2	6	5	13	0.40
4	3	KOSOVA Simona	2	1	7	10	0.40
6	9	PENCOVA Jaroslava	1	3	3	7	0.20
7	12	STANKOVIANSKA Monika	-	2	7	9	0.00
7	5	SALANCIOVA Erika	-	-	3	3	0.00
	2	HUDECOVA Romana	-	-	-	-	-
	6	DROBNAKOVA Dominika	-	-	-	-	-
	11	ABRHAMOVA Michaela	-	-	-	-	-
	19	SMATANIKOVA Jaroslava	-	-	-	-	-
Team Totals			21	25	65	111	4.20

Non-Scoring Set


Rk	No	Name	Running Sets	Faults	Still Sets	Total Attempts	Avg by Set
1	17	DUDOVA Katarina	31	1	67	99	6.20
2	9	PENCOVA Jaroslava	1	-	12	13	0.20
2	14	VALACHOVA Dominika	1	-	6	7	0.20
2	1	KUCIAKOVA Miroslava	1	-	5	6	0.20
2	16	KUBOVA Paula	1	-	3	4	0.20
6	3	KOSOVA Simona	-	-	9	9	0.00
6	12	STANKOVIANSKA Monika	-	-	3	3	0.00
6	6	DROBNAKOVA Dominika	-	-	1	1	0.00
	2	HUDECOVA Romana	-	-	-	-	-
	5	SALANCIOVA Erika	-	-	-	-	-
	11	ABRHAMOVA Michaela	-	-	-	-	-
	19	SMATANIKOVA Jaroslava	-	-	-	-	-
Team Totals			35	1	106	142	7.00

Non-Scoring Reception

Limit 25.00%

Rk	No	Name	Excellents	Faults	Serve Receptions	Total Attempts	Succ %
1	1	KUCIAKOVA Miroslava	13	3	20	36	36.11
2	16	KUBOVA Paula	6	4	18	28	21.43
	14	VALACHOVA Dominika	6	2	6	14	
	6	DROBNAKOVA Dominika	2	3	5	10	
	3	KOSOVA Simona	-	-	1	1	
	17	DUDOVA Katarina	-	-	1	1	
	2	HUDECOVA Romana	-	-	-	-	
	5	SALANCIOVA Erika	-	-	-	-	
	9	PENCOVA Jaroslava	-	-	-	-	
	11	ABRHAMOVA Michaela	-	-	-	-	
	12	STANKOVIANSKA Monika	-	-	-	-	
	19	SMATANIKOVA Jaroslava	-	-	-	-	
Team Totals			27	12	51	90	30.00



Match No: 20

Match Statistics

статистика

Match Duration: 2h 12m
Attendance: 105

SVK vs TPE
2 3

Teams	Sets	1	2	3	4	5	Total
SVK	2	25	14	25	21	12	97
TPE	3	20	25	21	25	15	106
	Playing Time	24m	22m	28m	28m	18m	2h 00m

First Referee: VOECK Julie (USA)

Second Referee: ALNOAMAN Salem Abu Baker (UAE)

TPE - Chinese Taipei

Scoring Spike

Limit 15.00%

Rk	No	Name	Spikes	Faults	Shots	Total Attempts	Eff %
1	11	CHEN Wan-Ting	19	6	33	58	22.41
2	4	HAN Ping-Ting	7	3	18	28	14.29
	17	CHEN Yi-Ju	10	1	13	24	
	13	WANG Ai-Shih	7	3	11	21	
	10	YIN Yu-Ting	6	6	9	21	
	8	HSIAO Hsiang-Ling	2	2	3	7	
	16	WANG Pei-Chen	1	3	2	6	
	6	YANG Yi-Chen	1	1	3	5	
	7	CHIEN Chia-Hui	1	-	1	2	
	12	CHEN Wan-Ching	1	-	-	1	
	3	CHEN Hsi	-	-	-	-	
	5	LEE Hsin-Jung	-	-	-	-	
Team Totals			55	25	93	173	17.34

Scoring Block


Rk	No	Name	Kill Blocks	Faults	Rebounds	Total Attempts	Avg by Set
1	17	CHEN Yi-Ju	5	5	12	22	1.00
2	11	CHEN Wan-Ting	1	2	5	8	0.20
2	10	YIN Yu-Ting	1	1	4	6	0.20
2	13	WANG Ai-Shih	1	3	2	6	0.20
2	4	HAN Ping-Ting	1	-	1	2	0.20
6	6	YANG Yi-Chen	-	-	1	1	0.00
6	16	WANG Pei-Chen	-	1	-	1	0.00
	3	CHEN Hsi	-	-	-	-	
	5	LEE Hsin-Jung	-	-	-	-	
	7	CHIEN Chia-Hui	-	-	-	-	
	8	HSIAO Hsiang-Ling	-	-	-	-	
	12	CHEN Wan-Ching	-	-	-	-	
Team Totals			9	12	25	46	1.80

Scoring Service


Rk	No	Name	Aces	Faults	Serve Hits	Total Attempts	Avg by Set
1	6	YANG Yi-Chen	5	1	22	28	1.00
2	11	CHEN Wan-Ting	4	2	12	18	0.80
3	17	CHEN Yi-Ju	2	1	12	15	0.40
3	13	WANG Ai-Shih	2	3	8	13	0.40
5	10	YIN Yu-Ting	1	2	12	15	0.20
6	4	HAN Ping-Ting	-	1	12	13	0.00
6	8	HSIAO Hsiang-Ling	-	-	4	4	0.00
	3	CHEN Hsi	-	-	-	-	
	5	LEE Hsin-Jung	-	-	-	-	
	7	CHIEN Chia-Hui	-	-	-	-	
	12	CHEN Wan-Ching	-	-	-	-	
	16	WANG Pei-Chen	-	-	-	-	
Team Totals			14	10	82	106	2.80

Team

Opponent Errors & Team Faults	28	2
-------------------------------	----	---

Timing and Results provided by  TISSOT



Match No: 20

Match Statistics

статистика

Match Duration: 2h 12m
Attendance: 105

SVK vs TPE


2 3

Teams	Sets	1	2	3	4	5	Total
SVK	2	25	14	25	21	12	97
TPE	3	20	25	21	25	15	106
	Playing Time	24m	22m	28m	28m	18m	2h 00m


First Referee: VOECK Julie (USA)

Second Referee: ALNOAMAN Salem Abu Baker (UAE)

TPE - Chinese Taipei

Non-Scoring Dig


Rk	No	Name	Digs	Faults	Receptions	Total Attempts	Avg by Set
1	7	CHIEN Chia-Hui	12	4	15	31	2.40
2	11	CHEN Wan-Ting	5	6	4	15	1.00
3	4	HAN Ping-Ting	4	2	9	15	0.80
3	6	YANG Yi-Chen	4	4	7	15	0.80
5	17	CHEN Yi-Ju	3	-	2	5	0.60
6	10	YIN Yu-Ting	2	3	10	15	0.40
7	8	HSIAO Hsiang-Ling	1	1	2	4	0.20
7	12	CHEN Wan-Ching	1	1	2	4	0.20
9	5	LEE Hsin-Jung	-	1	4	5	0.00
9	13	WANG Ai-Shih	-	-	4	4	0.00
	3	CHEN Hsi	-	-	-	-	-
	16	WANG Pei-Chen	-	-	-	-	-
Team Totals			32	22	59	113	6.40

Non-Scoring Set


Rk	No	Name	Running Sets	Faults	Still Sets	Total Attempts	Avg by Set
1	6	YANG Yi-Chen	34	1	64	99	6.80
2	12	CHEN Wan-Ching	5	-	4	9	1.00
3	7	CHIEN Chia-Hui	3	-	9	12	0.60
4	4	HAN Ping-Ting	2	-	1	3	0.40
5	13	WANG Ai-Shih	1	1	5	7	0.20
5	17	CHEN Yi-Ju	1	-	4	5	0.20
5	10	YIN Yu-Ting	1	-	3	4	0.20
8	11	CHEN Wan-Ting	-	1	3	4	0.00
8	8	HSIAO Hsiang-Ling	-	-	2	2	0.00
	3	CHEN Hsi	-	-	-	-	-
	5	LEE Hsin-Jung	-	-	-	-	-
	16	WANG Pei-Chen	-	-	-	-	-
Team Totals			47	3	95	145	9.40

Non-Scoring Reception

Limit 25.00%

Rk	No	Name	Excellents	Faults	Serve Receptions	Total Attempts	Succ %
1	7	CHIEN Chia-Hui	12	1	10	23	52.17
2	4	HAN Ping-Ting	10	-	16	26	38.46
	10	YIN Yu-Ting	5	3	4	12	
	5	LEE Hsin-Jung	4	2	5	11	
	8	HSIAO Hsiang-Ling	2	-	4	6	
	17	CHEN Yi-Ju	1	-	-	1	
	3	CHEN Hsi	-	-	-	-	
	6	YANG Yi-Chen	-	-	-	-	
	11	CHEN Wan-Ting	-	-	-	-	
	12	CHEN Wan-Ching	-	-	-	-	
	13	WANG Ai-Shih	-	-	-	-	
	16	WANG Pei-Chen	-	-	-	-	
Team Totals			34	6	39	79	43.04

LEGEND Avg Average Eff% Efficiency Rk Rank Succ% Success %

Timing and Results provided by  TISSOT