



Match No: 10

Match Statistics

статистика

Match Duration: 1h 16m
Attendance: 640

TPE vs PRK
0 3

Teams	Sets	1	2	3	Total
TPE	0	21	18	10	49
PRK	3	25	25	25	75
Playing Time		22m	26m	21m	1h 09m

First Referee: PIMTHONGKHONBURI Sasiprapa (THA)


Second Referee: RYABTSOV Alexander (RUS)

TPE - Chinese Taipei


Scoring Spike

Limit
15.00%

Rk	No	Name	Spikes	Faults	Shots	Total Attempts	Eff %
1	11	CHEN Wan-Ting	13	1	16	30	40.00
2	8	HSIAO Hsiang-Ling	4	2	11	17	11.76
	17	CHEN Yi-Ju	1	2	11	14	
	13	WANG Ai-Shih	4	2	6	12	
	10	YIN Yu-Ting	2	1	8	11	
	4	HAN Ping-Ting	2	1	5	8	
	16	WANG Pei-Chen	3	3	-	6	
	6	YANG Yi-Chen	2	-	1	3	
	7	CHIEN Chia-Hui	-	-	2	2	
	12	CHEN Wan-Ching	-	-	1	1	
	3	CHEN Hsi	-	-	-	-	
	5	LEE Hsin-Jung	-	-	-	-	
Team Totals			31	12	61	104	18.27

Scoring Block



Rk	No	Name	Kill Blocks	Faults	Rebounds	Total Attempts	Avg by Set
1	8	HSIAO Hsiang-Ling	2	3	-	5	0.67
2	13	WANG Ai-Shih	1	4	5	10	0.33
2	17	CHEN Yi-Ju	1	3	5	9	0.33
4	11	CHEN Wan-Ting	-	2	4	6	0.00
4	6	YANG Yi-Chen	-	3	1	4	0.00
4	12	CHEN Wan-Ching	-	4	-	4	0.00
4	10	YIN Yu-Ting	-	1	1	2	0.00
	3	CHEN Hsi	-	-	-	-	
	4	HAN Ping-Ting	-	-	-	-	
	5	LEE Hsin-Jung	-	-	-	-	
	7	CHIEN Chia-Hui	-	-	-	-	
	16	WANG Pei-Chen	-	-	-	-	
Team Totals			4	20	16	40	1.33

Scoring Service


Rk	No	Name	Aces	Faults	Serve Hits	Total Attempts	Avg by Set
1	10	YIN Yu-Ting	1	3	5	9	0.33
1	6	YANG Yi-Chen	1	1	5	7	0.33
1	12	CHEN Wan-Ching	1	1	4	6	0.33
1	4	HAN Ping-Ting	1	-	2	3	0.33
5	17	CHEN Yi-Ju	-	-	7	7	0.00
5	11	CHEN Wan-Ting	-	1	5	6	0.00
5	8	HSIAO Hsiang-Ling	-	-	5	5	0.00
5	13	WANG Ai-Shih	-	-	5	5	0.00
5	16	WANG Pei-Chen	-	1	1	2	0.00
	3	CHEN Hsi	-	-	-	-	
	5	LEE Hsin-Jung	-	-	-	-	
	7	CHIEN Chia-Hui	-	-	-	-	
Team Totals			4	7	39	50	1.33

Team

Opponent Errors & Team Faults	10
--	----

Timing and Results provided by  TISSOT



Match No: 10

Match Statistics

статистика

Match Duration: 1h 16m
Attendance: 640


TPE vs PRK
0 3

Teams	Sets	1	2	3	Total
TPE	0	21	18	10	49
PRK	3	25	25	25	75
Playing Time		22m	26m	21m	1h 09m


First Referee: PIMTHONGKHONBURI Sasiprapa (THA)

Second Referee: RYABTSOV Alexander (RUS)

TPE - Chinese Taipei

Non-Scoring Dig


Rk	No	Name	Digs	Faults	Receptions	Total Attempts	Avg by Set
1	7	CHIEN Chia-Hui	6	4	9	19	2.00
2	11	CHEN Wan-Ting	3	2	6	11	1.00
3	6	YANG Yi-Chen	2	-	3	5	0.67
3	12	CHEN Wan-Ching	2	-	3	5	0.67
3	8	HSIAO Hsiang-Ling	2	2	1	5	0.67
3	17	CHEN Yi-Ju	2	-	2	4	0.67
7	16	WANG Pei-Chen	1	-	1	2	0.33
8	10	YIN Yu-Ting	-	-	3	3	0.00
8	13	WANG Ai-Shih	-	1	1	2	0.00
8	4	HAN Ping-Ting	-	-	1	1	0.00
	3	CHEN Hsi	-	-	-	-	-
	5	LEE Hsin-Jung	-	-	-	-	-
Team Totals			18	9	30	57	6.00

Non-Scoring Set


Rk	No	Name	Running Sets	Faults	Still Sets	Total Attempts	Avg by Set
1	6	YANG Yi-Chen	14	-	33	47	4.67
2	12	CHEN Wan-Ching	5	1	17	23	1.67
3	7	CHIEN Chia-Hui	2	-	3	5	0.67
4	17	CHEN Yi-Ju	1	-	5	6	0.33
4	13	WANG Ai-Shih	1	1	1	3	0.33
6	11	CHEN Wan-Ting	-	-	2	2	0.00
6	8	HSIAO Hsiang-Ling	-	-	1	1	0.00
6	10	YIN Yu-Ting	-	-	1	1	0.00
	3	CHEN Hsi	-	-	-	-	-
	4	HAN Ping-Ting	-	-	-	-	-
	5	LEE Hsin-Jung	-	-	-	-	-
	16	WANG Pei-Chen	-	-	-	-	-
Team Totals			23	2	63	88	7.67

Non-Scoring Reception

Limit 25.00%

Rk	No	Name	Excellents	Faults	Serve Receptions	Total Attempts	Succ %
1	7	CHIEN Chia-Hui	10	3	10	23	43.48
2	8	HSIAO Hsiang-Ling	6	5	12	23	26.09
	10	YIN Yu-Ting	5	1	7	13	
	4	HAN Ping-Ting	-	1	6	7	
	3	CHEN Hsi	-	-	-	-	
	5	LEE Hsin-Jung	-	-	-	-	
	6	YANG Yi-Chen	-	-	-	-	
	11	CHEN Wan-Ting	-	-	-	-	
	12	CHEN Wan-Ching	-	-	-	-	
	13	WANG Ai-Shih	-	-	-	-	
	16	WANG Pei-Chen	-	-	-	-	
	17	CHEN Yi-Ju	-	-	-	-	
Team Totals			21	10	35	66	31.82



Match No: 10

Match Statistics

статистика

Match Duration: 1h 16m
Attendance: 640

TPE vs PRK
0 3

Teams	Sets	1	2	3	Total
TPE	0	21	18	10	49
PRK	3	25	25	25	75
Playing Time		22m	26m	21m	1h 09m

First Referee: PIMTHONGKHONBURI Sasiprapa (THA)


Second Referee: RYABTSOV Alexander (RUS)

PRK - Democratic People's Republic of Korea


Scoring Spike

Limit 15.00%

Rk	No	Name	Spikes	Faults	Shots	Total Attempts	Eff %
1	3	JONG Jin Sim	22	1	21	44	47.73
2	9	RI Pom Hui	12	1	13	26	42.31
	5	HAN Ok Sim	2	2	5	9	
	1	KIM Un Jong	1	-	5	6	
	7	RI Sun Jong	1	-	5	6	
	6	MIN Ok Ju	1	-	3	4	
	2	KIM Yong Mi	-	-	-	-	
	8	RO Un Yong	-	-	-	-	
	10	KANG Suk Gyong	-	-	-	-	
	12	PAK Yon Suk	-	-	-	-	
	13	JONG Song Hui	-	-	-	-	
Team Totals			39	4	52	95	36.84

Scoring Block


Rk	No	Name	Kill Blocks	Faults	Rebounds	Total Attempts	Avg by Set
1	7	RI Sun Jong	3	4	3	10	1.00
2	1	KIM Un Jong	2	2	6	10	0.67
3	5	HAN Ok Sim	1	1	5	7	0.33
3	12	PAK Yon Suk	1	-	1	2	0.33
5	6	MIN Ok Ju	-	4	3	7	0.00
5	3	JONG Jin Sim	-	-	5	5	0.00
	2	KIM Yong Mi	-	-	-	-	
	8	RO Un Yong	-	-	-	-	
	9	RI Pom Hui	-	-	-	-	
	10	KANG Suk Gyong	-	-	-	-	
	13	JONG Song Hui	-	-	-	-	
Team Totals			7	11	23	41	2.33

Scoring Service


Rk	No	Name	Aces	Faults	Serve Hits	Total Attempts	Avg by Set
1	1	KIM Un Jong	2	1	12	15	0.67
1	6	MIN Ok Ju	2	2	10	14	0.67
1	5	HAN Ok Sim	2	-	10	12	0.67
1	7	RI Sun Jong	2	-	9	11	0.67
1	9	RI Pom Hui	2	1	7	10	0.67
6	3	JONG Jin Sim	1	-	5	6	0.33
6	12	PAK Yon Suk	1	-	4	5	0.33
	2	KIM Yong Mi	-	-	-	-	
	8	RO Un Yong	-	-	-	-	
	10	KANG Suk Gyong	-	-	-	-	
	13	JONG Song Hui	-	-	-	-	
Team Totals			12	4	57	73	4.00

Team
Opponent Errors & Team Faults

Opponent Errors & Team Faults	17	1
-------------------------------	----	---



Match No: 10

Match Statistics

статистика

Match Duration: 1h 16m
Attendance: 640


TPE vs PRK
0 3

Teams	Sets	1	2	3	Total
TPE	0	21	18	10	49
PRK	3	25	25	25	75
	Playing Time	22m	26m	21m	1h 09m


First Referee: PIMTHONGKHONBURI Sasiprapa (THA)

Second Referee: RYABTSOV Alexander (RUS)

PRK - Democratic People's Republic of Korea

Non-Scoring Dig


Rk	No	Name	Digs	Faults	Receptions	Total Attempts	Avg by Set
1	5	HAN Ok Sim	3	3	7	13	1.00
1	3	JONG Jin Sim	3	3	6	12	1.00
1	6	MIN Ok Ju	3	-	8	11	1.00
1	13	JONG Song Hui	3	1	7	11	1.00
5	9	RI Pom Hui	1	2	8	11	0.33
5	7	RI Sun Jong	1	4	3	8	0.33
5	1	KIM Un Jong	1	-	2	3	0.33
8	12	PAK Yon Suk	-	-	1	1	0.00
	2	KIM Yong Mi	-	-	-	-	-
	8	RO Un Yong	-	-	-	-	-
	10	KANG Suk Gyong	-	-	-	-	-
Team Totals			15	13	42	70	5.00

Non-Scoring Set



Rk	No	Name	Running Sets	Faults	Still Sets	Total Attempts	Avg by Set
1	6	MIN Ok Ju	27	1	31	59	9.00
2	5	HAN Ok Sim	6	1	10	17	2.00
3	12	PAK Yon Suk	1	-	3	4	0.33
3	13	JONG Song Hui	1	-	2	3	0.33
3	7	RI Sun Jong	1	-	-	1	0.33
6	1	KIM Un Jong	-	-	2	2	0.00
6	9	RI Pom Hui	-	-	1	1	0.00
	2	KIM Yong Mi	-	-	-	-	-
	3	JONG Jin Sim	-	-	-	-	-
	8	RO Un Yong	-	-	-	-	-
	10	KANG Suk Gyong	-	-	-	-	-
Team Totals			36	2	49	87	12.00

Non-Scoring Reception

Limit
25.00%

Rk	No	Name	Excellents	Faults	Serve Receptions	Total Attempts	Succ %
	9	RI Pom Hui	6	1	9	16	
	5	HAN Ok Sim	4	1	6	11	
	13	JONG Song Hui	3	-	5	8	
	3	JONG Jin Sim	1	-	3	4	
	7	RI Sun Jong	-	-	1	1	
	1	KIM Un Jong	-	-	-	-	
	2	KIM Yong Mi	-	-	-	-	
	6	MIN Ok Ju	-	-	-	-	
	8	RO Un Yong	-	-	-	-	
	10	KANG Suk Gyong	-	-	-	-	
	12	PAK Yon Suk	-	-	-	-	
Team Totals			14	2	24	40	35.00

Avg	Eff%	Rk	Succ%
Average	Efficiency	Rank	Success %

Timing and Results provided by  TISSOT