



Match No: 2

Match Statistics

статистика

Match Duration: 1h 16m
Attendance: 700

PRK vs SVK
3 0

Teams	Sets	1	2	3	Total
PRK	3	25	25	25	75
SVK	0	14	15	17	46
	Playing Time	20m	23m	26m	1h 09m

First Referee: BAKUNOVICH Yury (BLR)


Second Referee: KIT WA Sio (MAC)

PRK - Democratic People's Republic of Korea


Scoring Spike

Limit 15.00%

Rk	No	Name	Spikes	Faults	Shots	Total Attempts	Eff %
1	3	JONG Jin Sim	19	3	17	39	41.03
2	9	RI Pom Hui	6	3	12	21	14.29
	1	KIM Un Jong	6	-	5	11	
	7	RI Sun Jong	5	-	5	10	
	5	HAN Ok Sim	3	2	4	9	
	6	MIN Ok Ju	1	-	7	8	
	13	JONG Song Hui	-	-	2	2	
	2	KIM Yong Mi	1	-	-	1	
	8	RO Un Yong	-	-	-	-	
	10	KANG Suk Gyong	-	-	-	-	
	12	PAK Yon Suk	-	-	-	-	
Team Totals			41	8	52	101	32.67

Scoring Block


Rk	No	Name	Kill Blocks	Faults	Rebounds	Total Attempts	Avg by Set
1	6	MIN Ok Ju	3	2	2	7	1.00
2	1	KIM Un Jong	2	2	3	7	0.67
3	7	RI Sun Jong	1	3	5	9	0.33
4	3	JONG Jin Sim	-	-	3	3	0.00
4	9	RI Pom Hui	-	1	1	2	0.00
4	5	HAN Ok Sim	-	-	1	1	0.00
	2	KIM Yong Mi	-	-	-	-	
	8	RO Un Yong	-	-	-	-	
	10	KANG Suk Gyong	-	-	-	-	
	12	PAK Yon Suk	-	-	-	-	
	13	JONG Song Hui	-	-	-	-	
Team Totals			6	8	15	29	2.00

Scoring Service


Rk	No	Name	Aces	Faults	Serve Hits	Total Attempts	Avg by Set
1	3	JONG Jin Sim	3	-	13	16	1.00
2	5	HAN Ok Sim	1	1	11	13	0.33
3	6	MIN Ok Ju	-	-	16	16	0.00
3	7	RI Sun Jong	-	-	10	10	0.00
3	1	KIM Un Jong	-	1	6	7	0.00
3	9	RI Pom Hui	-	1	6	7	0.00
3	2	KIM Yong Mi	-	-	4	4	0.00
	8	RO Un Yong	-	-	-	-	
	10	KANG Suk Gyong	-	-	-	-	
	12	PAK Yon Suk	-	-	-	-	
	13	JONG Song Hui	-	-	-	-	
Team Totals			4	3	66	73	1.33

Team
Opponent Errors & Team Faults

	24
--	----



Match No: 2

Match Statistics

статистика

Match Duration: 1h 16m
Attendance: 700


PRK vs SVK
3 0

Teams	Sets	1	2	3	Total
PRK	3	25	25	25	75
SVK	0	14	15	17	46
	Playing Time	20m	23m	26m	1h 09m


First Referee: BAKUNOVICH Yury (BLR)

Second Referee: KIT WA Sio (MAC)

PRK - Democratic People's Republic of Korea

Non-Scoring Dig


Rk	No	Name	Digs	Faults	Receptions	Total Attempts	Avg by Set
1	13	JONG Song Hui	6	3	11	20	2.00
2	3	JONG Jin Sim	3	1	6	10	1.00
3	7	RI Sun Jong	2	4	1	7	0.67
4	5	HAN Ok Sim	1	-	10	11	0.33
4	9	RI Pom Hui	1	3	6	10	0.33
6	6	MIN Ok Ju	-	2	7	9	0.00
6	1	KIM Un Jong	-	-	3	3	0.00
6	2	KIM Yong Mi	-	-	3	3	0.00
	8	RO Un Yong	-	-	-	-	-
	10	KANG Suk Gyong	-	-	-	-	-
	12	PAK Yon Suk	-	-	-	-	-
Team Totals			13	13	47	73	4.33

Non-Scoring Set


Rk	No	Name	Running Sets	Faults	Still Sets	Total Attempts	Avg by Set
1	6	MIN Ok Ju	33	2	38	73	11.00
2	5	HAN Ok Sim	4	-	5	9	1.33
3	1	KIM Un Jong	1	-	2	3	0.33
3	7	RI Sun Jong	1	-	-	1	0.33
5	9	RI Pom Hui	-	-	3	3	0.00
5	3	JONG Jin Sim	-	-	2	2	0.00
	2	KIM Yong Mi	-	-	-	-	-
	8	RO Un Yong	-	-	-	-	-
	10	KANG Suk Gyong	-	-	-	-	-
	12	PAK Yon Suk	-	-	-	-	-
	13	JONG Song Hui	-	-	-	-	-
Team Totals			39	2	50	91	13.00

Non-Scoring Reception

Limit
25.00%

Rk	No	Name	Excellents	Faults	Serve Receptions	Total Attempts	Succ %
1	3	JONG Jin Sim	3	-	15	18	16.67
	13	JONG Song Hui	2	1	5	8	
	9	RI Pom Hui	1	-	6	7	
	5	HAN Ok Sim	2	-	3	5	
	1	KIM Un Jong	-	-	1	1	
	2	KIM Yong Mi	-	-	1	1	
	6	MIN Ok Ju	-	-	-	-	
	7	RI Sun Jong	-	-	-	-	
	8	RO Un Yong	-	-	-	-	
	10	KANG Suk Gyong	-	-	-	-	
	12	PAK Yon Suk	-	-	-	-	
Team Totals			8	1	31	40	20.00



Match No: 2

Match Statistics

статистика

Match Duration: 1h 16m
Attendance: 700

PRK vs SVK
3 0

Teams	Sets	1	2	3	Total
PRK	3	25	25	25	75
SVK	0	14	15	17	46
	Playing Time	20m	23m	26m	1h 09m

First Referee: BAKUNOVICH Yury (BLR)


Second Referee: KIT WA Sio (MAC)

SVK - Slovakia


Scoring Spike

Limit 15.00%

Rk	No	Name	Spikes	Faults	Shots	Total Attempts	Eff %
1	9	PENCOVA Jaroslava	6	2	9	17	23.53
2	1	KUCIAKOVA Miroslava	5	2	13	20	15.00
3	5	SALANCIOVA Erika	5	4	9	18	5.56
	6	DROBNAKOVA Dominika	3	3	10	16	
	16	KUBOVA Paula	2	4	9	15	
	3	KOSOVA Simona	6	2	6	14	
	12	STANKOVIANSKA Monika	1	2	3	6	
	17	DUDOVA Katarina	2	-	1	3	
	14	VALACHOVA Dominika	1	-	-	1	
	2	HUDECOVA Romana	-	-	-	-	
	18	ABRHAMOVA Michaela	-	-	-	-	
	19	SMATANIKOVA Jaroslava	-	-	-	-	
Team Totals			31	19	60	110	10.91

Scoring Block


Rk	No	Name	Kill Blocks	Faults	Rebounds	Total Attempts	Avg by Set
1	9	PENCOVA Jaroslava	2	3	9	14	0.67
2	17	DUDOVA Katarina	1	5	4	10	0.33
3	3	KOSOVA Simona	-	2	5	7	0.00
3	6	DROBNAKOVA Dominika	-	3	1	4	0.00
3	12	STANKOVIANSKA Monika	-	-	2	2	0.00
3	1	KUCIAKOVA Miroslava	-	-	1	1	0.00
	2	HUDECOVA Romana	-	-	-	-	
	5	SALANCIOVA Erika	-	-	-	-	
	14	VALACHOVA Dominika	-	-	-	-	
	16	KUBOVA Paula	-	-	-	-	
	18	ABRHAMOVA Michaela	-	-	-	-	
	19	SMATANIKOVA Jaroslava	-	-	-	-	
Team Totals			3	13	22	38	1.00

Scoring Service


Rk	No	Name	Aces	Faults	Serve Hits	Total Attempts	Avg by Set
1	5	SALANCIOVA Erika	1	-	6	7	0.33
2	3	KOSOVA Simona	-	-	11	11	0.00
2	1	KUCIAKOVA Miroslava	-	-	8	8	0.00
2	9	PENCOVA Jaroslava	-	2	5	7	0.00
2	17	DUDOVA Katarina	-	1	5	6	0.00
2	6	DROBNAKOVA Dominika	-	3	2	5	0.00
2	12	STANKOVIANSKA Monika	-	-	2	2	0.00
2	16	KUBOVA Paula	-	1	1	2	0.00
	2	HUDECOVA Romana	-	-	-	-	
	14	VALACHOVA Dominika	-	-	-	-	
	18	ABRHAMOVA Michaela	-	-	-	-	
	19	SMATANIKOVA Jaroslava	-	-	-	-	
Team Totals			1	7	40	48	0.33

Team

Opponent Errors & Team Faults	11	1
-------------------------------	----	---

Timing and Results provided by  TISSOT



Match No: 2

Match Statistics

статистика

Match Duration: 1h 16m
Attendance: 700


PRK vs SVK
3 0

Teams	Sets	1	2	3	Total
PRK	3	25	25	25	75
SVK	0	14	15	17	46
	Playing Time	20m	23m	26m	1h 09m


First Referee: BAKUNOVICH Yury (BLR)

Second Referee: KIT WA Sio (MAC)

SVK - Slovakia


Non-Scoring Dig	Rk	No	Name	Digs	Faults	Receptions	Total Attempts	Avg by Set	
	1	14	VALACHOVA Dominika	4	5	10	19	1.33	
	2	1	KUCIAKOVA Miroslava	2	4	9	15	0.67	
	3	16	KUBOVA Paula	-	1	5	6	0.00	
	3	17	DUDOVA Katarina	-	1	5	6	0.00	
	3	3	KOSOVA Simona	-	-	3	3	0.00	
	3	5	SALANCIOVA Erika	-	2	1	3	0.00	
	3	6	DROBNAKOVA Dominika	-	1	1	2	0.00	
	3	9	PENCOVA Jaroslava	-	2	-	2	0.00	
	3	12	STANKOVIANSKA Monika	-	-	1	1	0.00	
		2	HUDECOVA Romana	-	-	-	-	-	
		18	ABRHAMOVA Michaela	-	-	-	-	-	
		19	SMATANIKOVA Jaroslava	-	-	-	-	-	
	Team Totals				6	16	35	57	2.00

Non-Scoring Set	Rk	No	Name	Running Sets	Faults	Still Sets	Total Attempts	Avg by Set	
	1	17	DUDOVA Katarina	24	-	66	90	8.00	
	2	14	VALACHOVA Dominika	1	-	2	3	0.33	
	2	3	KOSOVA Simona	1	-	-	1	0.33	
	4	9	PENCOVA Jaroslava	-	1	3	4	0.00	
	4	6	DROBNAKOVA Dominika	-	-	2	2	0.00	
	4	5	SALANCIOVA Erika	-	-	1	1	0.00	
		1	KUCIAKOVA Miroslava	-	-	-	-	-	
		2	HUDECOVA Romana	-	-	-	-	-	
		12	STANKOVIANSKA Monika	-	-	-	-	-	
		16	KUBOVA Paula	-	-	-	-	-	
		18	ABRHAMOVA Michaela	-	-	-	-	-	
		19	SMATANIKOVA Jaroslava	-	-	-	-	-	
	Team Totals				26	1	74	101	8.67

Non-Scoring Reception	Rk	No	Name	Excellents	Faults	Serve Receptions	Total Attempts	Succ %	
	1	5	SALANCIOVA Erika	3	3	9	15	20.00	
	2	14	VALACHOVA Dominika	2	-	20	22	9.09	
	3	6	DROBNAKOVA Dominika	1	1	11	13	7.69	
	4	1	KUCIAKOVA Miroslava	1	-	18	19	5.26	
		3	KOSOVA Simona	-	-	1	1	-	
		2	HUDECOVA Romana	-	-	-	-	-	
		9	PENCOVA Jaroslava	-	-	-	-	-	
		12	STANKOVIANSKA Monika	-	-	-	-	-	
		16	KUBOVA Paula	-	-	-	-	-	
		17	DUDOVA Katarina	-	-	-	-	-	
		18	ABRHAMOVA Michaela	-	-	-	-	-	
		19	SMATANIKOVA Jaroslava	-	-	-	-	-	
	Team Totals				7	4	59	70	10.00

LEGEND

Avg Average Eff% Efficiency Rk Rank Succ% Success %

Timing and Results provided by  TISSOT