



MON 8 JUL 2013  
15:34  
16:57

Match No: 1

### Match Statistics

статистика

Match Duration: 1h 23m

TPE vs CHN  
3 0

| Teams        | Sets | 1   | 2   | 3   | Total  |
|--------------|------|-----|-----|-----|--------|
| TPE          | 3    | 25  | 25  | 27  | 77     |
| CHN          | 0    | 20  | 21  | 25  | 66     |
| Playing Time |      | 24m | 25m | 28m | 1h 17m |


First Referee: TUBYLOV Alexander (RUS)

Second Referee: LUNA AMEZCUA Jose Roberto (MEX)

### TPE - Chinese Taipei

| Scoring Spike   |
|---|
|  |
| Limit<br>15.00%   |

| Rk                 | No | Name              | Spikes | Faults | Shots | Total Attempts | Eff % |
|--------------------|----|-------------------|--------|--------|-------|----------------|-------|
| 1                  | 11 | CHEN Wan-Ting     | 21     | 4      | 14    | 39             | 43.59 |
| 2                  | 10 | YIN Yu-Ting       | 15     | 2      | 13    | 30             | 43.33 |
| 3                  | 8  | HSIAO Hsiang-Ling | 10     | 5      | 9     | 24             | 20.83 |
|                    | 17 | CHEN Yi-Ju        | 2      | 1      | 9     | 12             |       |
|                    | 13 | WANG Ai-Shih      | 2      | 2      | 5     | 9              |       |
|                    | 6  | YANG Yi-Chen      | 1      | 1      | 2     | 4              |       |
|                    | 4  | HAN Ping-Ting     | -      | 3      | 1     | 4              |       |
|                    | 16 | WANG Pei-Chen     | 1      | -      | -     | 1              |       |
|                    | 3  | CHEN Hsi          | -      | -      | -     | -              |       |
|                    | 5  | LEE Hsin-Jung     | -      | -      | -     | -              |       |
|                    | 7  | CHIEN Chia-Hui    | -      | -      | -     | -              |       |
|                    | 12 | CHEN Wan-Ching    | -      | -      | -     | -              |       |
| <b>Team Totals</b> |    |                   | 52     | 18     | 53    | 123            | 27.64 |

| Scoring Block   |
|---|
|  |

| Rk                 | No | Name              | Kill Blocks | Faults | Rebounds | Total Attempts | Avg by Set |
|--------------------|----|-------------------|-------------|--------|----------|----------------|------------|
| 1                  | 17 | CHEN Yi-Ju        | 1           | 3      | 10       | 14             | 0.33       |
| 1                  | 13 | WANG Ai-Shih      | 1           | 3      | 5        | 9              | 0.33       |
| 1                  | 11 | CHEN Wan-Ting     | 1           | 2      | 3        | 6              | 0.33       |
| 4                  | 4  | HAN Ping-Ting     | -           | -      | 3        | 3              | 0.00       |
| 4                  | 8  | HSIAO Hsiang-Ling | -           | 1      | 2        | 3              | 0.00       |
| 4                  | 6  | YANG Yi-Chen      | -           | -      | 2        | 2              | 0.00       |
| 4                  | 10 | YIN Yu-Ting       | -           | -      | 2        | 2              | 0.00       |
|                    | 3  | CHEN Hsi          | -           | -      | -        | -              |            |
|                    | 5  | LEE Hsin-Jung     | -           | -      | -        | -              |            |
|                    | 7  | CHIEN Chia-Hui    | -           | -      | -        | -              |            |
|                    | 12 | CHEN Wan-Ching    | -           | -      | -        | -              |            |
|                    | 16 | WANG Pei-Chen     | -           | -      | -        | -              |            |
| <b>Team Totals</b> |    |                   | 3           | 9      | 27       | 39             | 1.00       |

| Scoring Service   |
|---|
|  |

| Rk                 | No | Name              | Aces | Faults | Serve Hits | Total Attempts | Avg by Set |
|--------------------|----|-------------------|------|--------|------------|----------------|------------|
| 1                  | 11 | CHEN Wan-Ting     | 3    | 1      | 13         | 17             | 1.00       |
| 2                  | 13 | WANG Ai-Shih      | 2    | -      | 13         | 15             | 0.67       |
| 3                  | 6  | YANG Yi-Chen      | 1    | 1      | 16         | 18             | 0.33       |
| 3                  | 10 | YIN Yu-Ting       | 1    | 3      | 7          | 11             | 0.33       |
| 5                  | 17 | CHEN Yi-Ju        | -    | 1      | 7          | 8              | 0.00       |
| 5                  | 8  | HSIAO Hsiang-Ling | -    | 1      | 6          | 7              | 0.00       |
|                    | 3  | CHEN Hsi          | -    | -      | -          | -              |            |
|                    | 4  | HAN Ping-Ting     | -    | -      | -          | -              |            |
|                    | 5  | LEE Hsin-Jung     | -    | -      | -          | -              |            |
|                    | 7  | CHIEN Chia-Hui    | -    | -      | -          | -              |            |
|                    | 12 | CHEN Wan-Ching    | -    | -      | -          | -              |            |
|                    | 16 | WANG Pei-Chen     | -    | -      | -          | -              |            |
| <b>Team Totals</b> |    |                   | 7    | 7      | 62         | 76             | 2.33       |

Team

|                               |    |
|-------------------------------|----|
| Opponent Errors & Team Faults | 15 |
|-------------------------------|----|

Timing and Results provided by  TISSOT



Match No: 1

### Match Statistics

Match Duration: 1h 23m

статистика


TPE vs CHN  
3 0

| Teams        | Sets | 1   | 2   | 3   | Total  |
|--------------|------|-----|-----|-----|--------|
| TPE          | 3    | 25  | 25  | 27  | 77     |
| CHN          | 0    | 20  | 21  | 25  | 66     |
| Playing Time |      | 24m | 25m | 28m | 1h 17m |


First Referee: TUBYLOV Alexander (RUS)

Second Referee: LUNA AMEZCUA Jose Roberto (MEX)

### TPE - Chinese Taipei

| Non-Scoring Dig  |
|--|
|  |


| Rk                 | No | Name              | Digs | Faults | Receptions | Total Attempts | Avg by Set |
|--------------------|----|-------------------|------|--------|------------|----------------|------------|
| 1                  | 7  | CHIEN Chia-Hui    | 3    | 7      | 13         | 23             | 1.00       |
| 1                  | 13 | WANG Ai-Shih      | 3    | 1      | 2          | 6              | 1.00       |
| 3                  | 10 | YIN Yu-Ting       | 1    | 4      | 9          | 14             | 0.33       |
| 3                  | 17 | CHEN Yi-Ju        | 1    | 2      | 7          | 10             | 0.33       |
| 3                  | 4  | HAN Ping-Ting     | 1    | 1      | 3          | 5              | 0.33       |
| 6                  | 11 | CHEN Wan-Ting     | -    | 2      | 12         | 14             | 0.00       |
| 6                  | 8  | HSIAO Hsiang-Ling | -    | 3      | 9          | 12             | 0.00       |
| 6                  | 6  | YANG Yi-Chen      | -    | 2      | 6          | 8              | 0.00       |
| 6                  | 5  | LEE Hsin-Jung     | -    | 1      | 3          | 4              | 0.00       |
|                    | 3  | CHEN Hsi          | -    | -      | -          | -              | -          |
|                    | 12 | CHEN Wan-Ching    | -    | -      | -          | -              | -          |
|                    | 16 | WANG Pei-Chen     | -    | -      | -          | -              | -          |
| <b>Team Totals</b> |    |                   | 9    | 23     | 64         | 96             | 3.00       |

| Non-Scoring Set   |
|---|
|  |

| Rk                 | No | Name              | Running Sets | Faults | Still Sets | Total Attempts | Avg by Set |
|--------------------|----|-------------------|--------------|--------|------------|----------------|------------|
| 1                  | 6  | YANG Yi-Chen      | 37           | 2      | 50         | 89             | 12.33      |
| 2                  | 7  | CHIEN Chia-Hui    | 2            | 1      | 4          | 7              | 0.67       |
| 2                  | 12 | CHEN Wan-Ching    | 2            | -      | -          | 2              | 0.67       |
| 4                  | 11 | CHEN Wan-Ting     | 1            | -      | 2          | 3              | 0.33       |
| 4                  | 10 | YIN Yu-Ting       | 1            | -      | 1          | 2              | 0.33       |
| 6                  | 17 | CHEN Yi-Ju        | -            | -      | 2          | 2              | 0.00       |
| 6                  | 5  | LEE Hsin-Jung     | -            | -      | 1          | 1              | 0.00       |
| 6                  | 13 | WANG Ai-Shih      | -            | -      | 1          | 1              | 0.00       |
| 6                  | 8  | HSIAO Hsiang-Ling | -            | 1      | -          | 1              | 0.00       |
|                    | 3  | CHEN Hsi          | -            | -      | -          | -              | -          |
|                    | 4  | HAN Ping-Ting     | -            | -      | -          | -              | -          |
|                    | 16 | WANG Pei-Chen     | -            | -      | -          | -              | -          |
| <b>Team Totals</b> |    |                   | 43           | 4      | 61         | 108            | 14.33      |

| Non-Scoring Reception  |
|--|
|  |
| <b>Limit</b><br>25.00%   |

| Rk                 | No | Name              | Excellents | Faults | Serve Receptions | Total Attempts | Succ % |
|--------------------|----|-------------------|------------|--------|------------------|----------------|--------|
| 1                  | 7  | CHIEN Chia-Hui    | 9          | -      | 11               | 20             | 45.00  |
| 2                  | 8  | HSIAO Hsiang-Ling | 8          | 1      | 13               | 22             | 36.36  |
|                    | 5  | LEE Hsin-Jung     | 5          | -      | 2                | 7              |        |
|                    | 10 | YIN Yu-Ting       | 2          | -      | 3                | 5              |        |
|                    | 4  | HAN Ping-Ting     | -          | 2      | 3                | 5              |        |
|                    | 11 | CHEN Wan-Ting     | -          | 1      | 1                | 2              |        |
|                    | 17 | CHEN Yi-Ju        | -          | 1      | -                | 1              |        |
|                    | 3  | CHEN Hsi          | -          | -      | -                | -              |        |
|                    | 6  | YANG Yi-Chen      | -          | -      | -                | -              |        |
|                    | 12 | CHEN Wan-Ching    | -          | -      | -                | -              |        |
|                    | 13 | WANG Ai-Shih      | -          | -      | -                | -              |        |
|                    | 16 | WANG Pei-Chen     | -          | -      | -                | -              |        |
| <b>Team Totals</b> |    |                   | 24         | 5      | 33               | 62             | 38.71  |

Timing and Results provided by  TISSOT



Match No: 1

### Match Statistics

Match Duration: 1h 23m

статистика

TPE vs CHN  
3 0

| Teams        | Sets | 1   | 2   | 3   | Total  |
|--------------|------|-----|-----|-----|--------|
| TPE          | 3    | 25  | 25  | 27  | 77     |
| CHN          | 0    | 20  | 21  | 25  | 66     |
| Playing Time |      | 24m | 25m | 28m | 1h 17m |


First Referee: TUBYLOV Alexander (RUS)

Second Referee: LUNA AMEZCUA Jose Roberto (MEX)


### CHN - China

| Scoring Spike  |
|--|
|  |
| Limit<br>15.00%  |

| Rk                 | No | Name         | Spikes | Faults | Shots | Total Attempts | Eff % |
|--------------------|----|--------------|--------|--------|-------|----------------|-------|
| 1                  | 9  | SUN Chunni   | 9      | 4      | 17    | 30             | 16.67 |
| 2                  | 1  | REN Kaiyi    | 9      | 4      | 19    | 32             | 15.63 |
|                    | 11 | QU Rongrong  | 4      | 1      | 9     | 14             |       |
|                    | 7  | WANG Danyi   | 3      | -      | 5     | 8              |       |
|                    | 12 | ZHAO Shuihan | 4      | -      | 4     | 8              |       |
|                    | 6  | XI Zenghui   | 1      | 2      | 3     | 6              |       |
|                    | 8  | LIU Zichen   | 1      | -      | 3     | 4              |       |
|                    | 2  | FU Ting      | 1      | 1      | 2     | 4              |       |
|                    | 3  | SUN Xiaxia   | -      | -      | -     | -              |       |
|                    | 4  | YU Heng      | -      | -      | -     | -              |       |
|                    | 5  | FU Ping      | -      | -      | -     | -              |       |
|                    | 10 | ZHOU Ying    | -      | -      | -     | -              |       |
| <b>Team Totals</b> |    |              | 32     | 12     | 62    | 106            | 18.87 |

| Scoring Block  |
|--|
|  |


| Rk                 | No | Name         | Kill Blocks | Faults | Rebounds | Total Attempts | Avg by Set |
|--------------------|----|--------------|-------------|--------|----------|----------------|------------|
| 1                  | 6  | XI Zenghui   | 3           | 5      | 1        | 9              | 1.00       |
| 2                  | 2  | FU Ting      | 1           | 2      | -        | 3              | 0.33       |
| 2                  | 8  | LIU Zichen   | 1           | 1      | -        | 2              | 0.33       |
| 4                  | 1  | REN Kaiyi    | -           | 4      | 10       | 14             | 0.00       |
| 4                  | 12 | ZHAO Shuihan | -           | 9      | 3        | 12             | 0.00       |
| 4                  | 11 | QU Rongrong  | -           | 4      | 3        | 7              | 0.00       |
| 4                  | 7  | WANG Danyi   | -           | 2      | 2        | 4              | 0.00       |
| 4                  | 9  | SUN Chunni   | -           | 1      | 1        | 2              | 0.00       |
|                    | 3  | SUN Xiaxia   | -           | -      | -        | -              |            |
|                    | 4  | YU Heng      | -           | -      | -        | -              |            |
|                    | 5  | FU Ping      | -           | -      | -        | -              |            |
|                    | 10 | ZHOU Ying    | -           | -      | -        | -              |            |
| <b>Team Totals</b> |    |              | 5           | 28     | 20       | 53             | 1.67       |

| Scoring Service  |
|--|
|  |

| Rk                 | No | Name         | Aces | Faults | Serve Hits | Total Attempts | Avg by Set |
|--------------------|----|--------------|------|--------|------------|----------------|------------|
| 1                  | 9  | SUN Chunni   | 2    | 1      | 11         | 14             | 0.67       |
| 1                  | 1  | REN Kaiyi    | 2    | -      | 9          | 11             | 0.67       |
| 3                  | 7  | WANG Danyi   | 1    | -      | 9          | 10             | 0.33       |
| 4                  | 12 | ZHAO Shuihan | -    | 1      | 9          | 10             | 0.00       |
| 4                  | 11 | QU Rongrong  | -    | -      | 7          | 7              | 0.00       |
| 4                  | 8  | LIU Zichen   | -    | -      | 6          | 6              | 0.00       |
| 4                  | 2  | FU Ting      | -    | -      | 5          | 5              | 0.00       |
| 4                  | 6  | XI Zenghui   | -    | 1      | 3          | 4              | 0.00       |
|                    | 3  | SUN Xiaxia   | -    | -      | -          | -              |            |
|                    | 4  | YU Heng      | -    | -      | -          | -              |            |
|                    | 5  | FU Ping      | -    | -      | -          | -              |            |
|                    | 10 | ZHOU Ying    | -    | -      | -          | -              |            |
| <b>Team Totals</b> |    |              | 5    | 3      | 59         | 67             | 1.67       |

Team

|                               |    |   |
|-------------------------------|----|---|
| Opponent Errors & Team Faults | 24 | 3 |
|-------------------------------|----|---|

Timing and Results provided by  TISSOT



MON 8 JUL 2013  
15:34  
16:57

Match No: 1

### Match Statistics

статистика

Match Duration: 1h 23m


TPE vs CHN  
3 0


| Teams        | Sets | 1   | 2   | 3   | Total  |
|--------------|------|-----|-----|-----|--------|
| TPE          | 3    | 25  | 25  | 27  | 77     |
| CHN          | 0    | 20  | 21  | 25  | 66     |
| Playing Time |      | 24m | 25m | 28m | 1h 17m |


First Referee: TUBYLOV Alexander (RUS)

Second Referee: LUNA AMEZCUA Jose Roberto (MEX)

### CHN - China

| Non-Scoring Dig  | Rk | No | Name         | Digs | Faults | Receptions | Total Attempts | Avg by Set |
|--|----|----|--------------|------|--------|------------|----------------|------------|
|  | 1  | 3  | SUN Xiaxia   | 3    | 4      | 3          | 10             | 1.00       |
|  | 2  | 12 | ZHAO Shuihan | 2    | 7      | 11         | 20             | 0.67       |
|  | 3  | 7  | WANG Danyi   | 1    | 5      | 8          | 14             | 0.33       |
|  | 3  | 1  | REN Kaiyi    | 1    | 2      | 9          | 12             | 0.33       |
|  | 3  | 8  | LIU Zichen   | 1    | 2      | 3          | 6              | 0.33       |
|  | 6  | 9  | SUN Chunni   | -    | 1      | 7          | 8              | 0.00       |
|  | 6  | 11 | QU Rongrong  | -    | 1      | 5          | 6              | 0.00       |
|  | 6  | 6  | XI Zenghui   | -    | 1      | 2          | 3              | 0.00       |
|  | 6  | 2  | FU Ting      | -    | -      | 2          | 2              | 0.00       |
|  |    | 4  | YU Heng      | -    | -      | -          | -              | -          |
|  |    | 5  | FU Ping      | -    | -      | -          | -              | -          |
|  |    | 10 | ZHOU Ying    | -    | -      | -          | -              | -          |
| <b>Team Totals</b>   |    |    |              | 8    | 23     | 50         | 81             | 2.67       |

| Non-Scoring Set   | Rk | No | Name         | Running Sets | Faults | Still Sets | Total Attempts | Avg by Set |
|---|----|----|--------------|--------------|--------|------------|----------------|------------|
|  | 1  | 12 | ZHAO Shuihan | 20           | -      | 50         | 70             | 6.67       |
|   | 2  | 7  | WANG Danyi   | 2            | -      | 9          | 11             | 0.67       |
|   | 2  | 1  | REN Kaiyi    | 2            | -      | 2          | 4              | 0.67       |
|   | 4  | 11 | QU Rongrong  | 1            | -      | 3          | 4              | 0.33       |
|   | 5  | 8  | LIU Zichen   | -            | -      | 4          | 4              | 0.00       |
|   | 5  | 3  | SUN Xiaxia   | -            | -      | 2          | 2              | 0.00       |
|   | 5  | 9  | SUN Chunni   | -            | -      | 1          | 1              | 0.00       |
|   |    | 2  | FU Ting      | -            | -      | -          | -              | -          |
|   |    | 4  | YU Heng      | -            | -      | -          | -              | -          |
|   |    | 5  | FU Ping      | -            | -      | -          | -              | -          |
|   |    | 6  | XI Zenghui   | -            | -      | -          | -              | -          |
|   |    | 10 | ZHOU Ying    | -            | -      | -          | -              | -          |
| <b>Team Totals</b>  |    |    |              | 25           |        | 71         | 96             | 8.33       |

| Non-Scoring Reception  | Rk | No | Name         | Excellent | Faults | Serve Receptions | Total Attempts | Succ % |
|--|----|----|--------------|-----------|--------|------------------|----------------|--------|
|  | 1  | 7  | WANG Danyi   | 5         | 2      | 13               | 20             | 25.00  |
|  |    | 1  | REN Kaiyi    | 6         | -      | 7                | 13             |        |
|  |    | 9  | SUN Chunni   | 5         | 4      | 4                | 13             |        |
|  |    | 3  | SUN Xiaxia   | 4         | -      | 6                | 10             |        |
|  |    | 8  | LIU Zichen   | 3         | 1      | 6                | 10             |        |
|  |    | 2  | FU Ting      | -         | -      | -                | -              |        |
|  |    | 4  | YU Heng      | -         | -      | -                | -              |        |
|  |    | 5  | FU Ping      | -         | -      | -                | -              |        |
|  |    | 6  | XI Zenghui   | -         | -      | -                | -              |        |
|  |    | 10 | ZHOU Ying    | -         | -      | -                | -              |        |
|  |    | 11 | QU Rongrong  | -         | -      | -                | -              |        |
|  |    | 12 | ZHAO Shuihan | -         | -      | -                | -              |        |
| <b>Team Totals</b>   |    |    |              | 23        | 7      | 36               | 66             | 34.85  |

| LEGEND |         | Eff% |            | Rk |      | Succ% |           |
|--------|---------|------|------------|----|------|-------|-----------|
| Avg    | Average | Eff% | Efficiency | Rk | Rank | Succ% | Success % |

Timing and Results provided by  TISSOT