



Match No: 18

Match Statistics

статистика

Match Duration: 1h 27m
Attendance: 480

POL vs CZE
3 0

Teams	Sets	1	2	3	Total
POL	3	25	25	25	75
CZE	0	23	16	22	61
Playing Time		25m	26m	30m	1h 21m

First Referee: SANMI Yoko (JPN)


Second Referee: PIMTHONGKHONBURI Sasiprapa (THA)

POL - Poland


Scoring Spike

Limit
15.00%

Rk	No	Name	Spikes	Faults	Shots	Total Attempts	Eff %
1	4	KURNIKOWSKA Natalia	14	5	20	39	23.08
2	2	GREJMAN Anna	5	2	14	21	14.29
3	14	KALISZUK Tamara	9	8	12	29	3.45
	10	POLEC Katarzyna	4	1	3	8	
	18	SIKORSKA Aleksandra	5	-	2	7	
	5	SLIWINSKA Ewa	3	1	2	6	
	3	SZYMANSKA Marta	-	1	2	3	
	7	LUKASIK Justyna	-	-	-	-	
	8	WILK Dorota	-	-	-	-	
	11	MEDYNSKA Dorota	-	-	-	-	
	15	RACZYNSKA Justyna	-	-	-	-	
	16	DURAJCZYK Agata	-	-	-	-	
Team Totals			40	18	55	113	19.47

Scoring Block



Rk	No	Name	Kill Blocks	Faults	Rebounds	Total Attempts	Avg by Set
1	18	SIKORSKA Aleksandra	4	5	6	15	1.33
1	2	GREJMAN Anna	4	1	2	7	1.33
3	10	POLEC Katarzyna	3	1	7	11	1.00
4	4	KURNIKOWSKA Natalia	1	3	3	7	0.33
4	14	KALISZUK Tamara	1	1	3	5	0.33
4	5	SLIWINSKA Ewa	1	2	1	4	0.33
7	3	SZYMANSKA Marta	-	-	2	2	0.00
	7	LUKASIK Justyna	-	-	-	-	
	8	WILK Dorota	-	-	-	-	
	11	MEDYNSKA Dorota	-	-	-	-	
	15	RACZYNSKA Justyna	-	-	-	-	
	16	DURAJCZYK Agata	-	-	-	-	
Team Totals			14	13	24	51	4.67

Scoring Service


Rk	No	Name	Aces	Faults	Serve Hits	Total Attempts	Avg by Set
1	4	KURNIKOWSKA Natalia	4	2	9	15	1.33
2	2	GREJMAN Anna	2	1	14	17	0.67
3	18	SIKORSKA Aleksandra	1	1	13	15	0.33
4	3	SZYMANSKA Marta	-	-	10	10	0.00
4	10	POLEC Katarzyna	-	-	8	8	0.00
4	14	KALISZUK Tamara	-	2	3	5	0.00
4	8	WILK Dorota	-	1	2	3	0.00
4	5	SLIWINSKA Ewa	-	-	1	1	0.00
	7	LUKASIK Justyna	-	-	-	-	
	11	MEDYNSKA Dorota	-	-	-	-	
	15	RACZYNSKA Justyna	-	-	-	-	
	16	DURAJCZYK Agata	-	-	-	-	
Team Totals			7	7	60	74	2.33

Team

Opponent Errors & Team Faults	14
--	----

Timing and Results provided by  **TISSOT**



Match No: 18

Match Statistics

статистика

Match Duration: 1h 27m
Attendance: 480

POL vs CZE
3 0

Teams	Sets	1	2	3	Total
POL	3	25	25	25	75
CZE	0	23	16	22	61
Playing Time		25m	26m	30m	1h 21m

First Referee: SANMI Yoko (JPN)

Second Referee: PIMTHONGKHONBURI Sasiprapa (THA)

POL - Poland

Non-Scoring Dig


Rk	No	Name	Digs	Faults	Receptions	Total Attempts	Avg by Set
1	11	MEDYNSKA Dorota	10	1	6	17	3.33
2	2	GREJMAN Anna	3	4	6	13	1.00
3	18	SIKORSKA Aleksandra	2	1	3	6	0.67
4	10	POLEC Katarzyna	1	1	5	7	0.33
4	14	KALISZUK Tamara	1	1	5	7	0.33
4	8	WILK Dorota	1	-	1	2	0.33
7	4	KURNIKOWSKA Natalia	-	-	8	8	0.00
7	3	SZYMANSKA Marta	-	2	6	8	0.00
	5	SLIWINSKA Ewa	-	-	-	-	-
	7	LUKASIK Justyna	-	-	-	-	-
	15	RACZYNSKA Justyna	-	-	-	-	-
	16	DURAJCZYK Agata	-	-	-	-	-
Team Totals			18	10	40	68	6.00

Non-Scoring Set


Rk	No	Name	Running Sets	Faults	Still Sets	Total Attempts	Avg by Set
1	3	SZYMANSKA Marta	25	1	36	62	8.33
2	8	WILK Dorota	7	-	13	20	2.33
3	2	GREJMAN Anna	2	-	-	2	0.67
4	10	POLEC Katarzyna	1	-	2	3	0.33
4	4	KURNIKOWSKA Natalia	1	-	1	2	0.33
6	11	MEDYNSKA Dorota	-	-	4	4	0.00
6	14	KALISZUK Tamara	-	1	2	3	0.00
6	18	SIKORSKA Aleksandra	-	-	2	2	0.00
	5	SLIWINSKA Ewa	-	-	-	-	-
	7	LUKASIK Justyna	-	-	-	-	-
	15	RACZYNSKA Justyna	-	-	-	-	-
	16	DURAJCZYK Agata	-	-	-	-	-
Team Totals			36	2	60	98	12.00

Non-Scoring Reception

Limit 25.00%

Rk	No	Name	Excellents	Faults	Serve Receptions	Total Attempts	Succ %
1	11	MEDYNSKA Dorota	6	-	15	21	28.57
2	2	GREJMAN Anna	2	1	21	24	8.33
	4	KURNIKOWSKA Natalia	-	-	7	7	-
	3	SZYMANSKA Marta	-	-	-	-	-
	5	SLIWINSKA Ewa	-	-	-	-	-
	7	LUKASIK Justyna	-	-	-	-	-
	8	WILK Dorota	-	-	-	-	-
	10	POLEC Katarzyna	-	-	-	-	-
	14	KALISZUK Tamara	-	-	-	-	-
	15	RACZYNSKA Justyna	-	-	-	-	-
	16	DURAJCZYK Agata	-	-	-	-	-
	18	SIKORSKA Aleksandra	-	-	-	-	-
Team Totals			8	1	43	52	15.38



Match No: 18

Match Statistics

статистика

Match Duration: 1h 27m
Attendance: 480

POL vs CZE
3 0

Teams	Sets	1	2	3	Total
POL	3	25	25	25	75
CZE	0	23	16	22	61
Playing Time		25m	26m	30m	1h 21m

First Referee: SANMI Yoko (JPN)


Second Referee: PIMTHONGKHONBURI Sasiprapa (THA)

CZE - Czech Republic


Scoring Spike

Limit 15.00%

Rk	No	Name	Spikes	Faults	Shots	Total Attempts	Eff %
1	11	KOJDOVA Helena	8	1	17	26	26.92
2	12	JAKUBSOVA Martina	5	1	15	21	19.05
3	8	STRAKOVA Vendula	7	5	11	23	8.70
	16	SIRUCKOVA Anna	2	3	8	13	
	14	HOLUBCOVA Laura	6	-	6	12	
	3	ONDERKOVA Sandra	2	2	6	10	
	10	HOLISOVA Katerina	2	2	3	7	
	6	SMIDOVA Monika	-	-	5	5	
	1	HALBICHOVA Iveta	-	-	2	2	
	7	NACHMILNEROVA Iva	-	-	2	2	
	13	SPACILOVA Kamila	-	1	1	2	
	4	MUDROVA Zuzana	-	-	-	-	
Team Totals			32	15	76	123	13.82

Scoring Block


Rk	No	Name	Kill Blocks	Faults	Rebounds	Total Attempts	Avg by Set
1	11	KOJDOVA Helena	3	1	1	5	1.00
2	14	HOLUBCOVA Laura	2	1	6	9	0.67
2	16	SIRUCKOVA Anna	2	-	1	3	0.67
4	12	JAKUBSOVA Martina	1	3	1	5	0.33
4	8	STRAKOVA Vendula	1	-	3	4	0.33
6	3	ONDERKOVA Sandra	-	2	4	6	0.00
6	1	HALBICHOVA Iveta	-	1	4	5	0.00
6	6	SMIDOVA Monika	-	1	4	5	0.00
6	13	SPACILOVA Kamila	-	-	1	1	0.00
	4	MUDROVA Zuzana	-	-	-	-	
	7	NACHMILNEROVA Iva	-	-	-	-	
	10	HOLISOVA Katerina	-	-	-	-	
Team Totals			9	9	25	43	3.00

Scoring Service


Rk	No	Name	Aces	Faults	Serve Hits	Total Attempts	Avg by Set
1	11	KOJDOVA Helena	1	-	10	11	0.33
2	14	HOLUBCOVA Laura	-	2	8	10	0.00
2	3	ONDERKOVA Sandra	-	-	9	9	0.00
2	12	JAKUBSOVA Martina	-	1	8	9	0.00
2	6	SMIDOVA Monika	-	1	7	8	0.00
2	8	STRAKOVA Vendula	-	2	6	8	0.00
2	10	HOLISOVA Katerina	-	-	5	5	0.00
2	1	HALBICHOVA Iveta	-	-	1	1	0.00
2	16	SIRUCKOVA Anna	-	-	1	1	0.00
	4	MUDROVA Zuzana	-	-	-	-	
	7	NACHMILNEROVA Iva	-	-	-	-	
	13	SPACILOVA Kamila	-	-	-	-	
Team Totals			1	6	55	62	0.33

Team

Opponent Errors & Team Faults	19
-------------------------------	----

Timing and Results provided by  TISSOT



Match No: 18

Match Statistics
статистика

Match Duration: 1h 27m
Attendance: 480


POL vs CZE
3 0

Teams	Sets	1	2	3	Total
POL	3	25	25	25	75
CZE	0	23	16	22	61
Playing Time		25m	26m	30m	1h 21m

First Referee: SANMI Yoko (JPN)

Second Referee: PIMTHONGKHONBURI Sasiprapa (THA)

CZE - Czech Republic

Non-Scoring Dig


Rk	No	Name	Digs	Faults	Receptions	Total Attempts	Avg by Set
1	13	SPACILOVA Kamila	3	4	5	12	1.00
1	16	SIRUCKOVA Anna	3	1	7	11	1.00
3	10	HOLISOVA Katerina	1	-	7	8	0.33
3	12	JAKUBSOVA Martina	1	3	1	5	0.33
3	1	HALBICHOVA Iveta	1	2	1	4	0.33
6	8	STRAKOVA Vendula	-	3	7	10	0.00
6	6	SMIDOVA Monika	-	3	5	8	0.00
6	3	ONDERKOVA Sandra	-	5	2	7	0.00
6	11	KOJDOVA Helena	-	1	4	5	0.00
6	14	HOLUBCOVA Laura	-	1	4	5	0.00
	4	MUDROVA Zuzana	-	-	-	-	-
	7	NACHMILNEROVA Iva	-	-	-	-	-
Team Totals			9	23	43	75	3.00

Non-Scoring Set



Rk	No	Name	Running Sets	Faults	Still Sets	Total Attempts	Avg by Set
1	6	SMIDOVA Monika	17	1	38	56	5.67
2	1	HALBICHOVA Iveta	7	-	16	23	2.33
3	3	ONDERKOVA Sandra	-	-	5	5	0.00
3	8	STRAKOVA Vendula	-	-	3	3	0.00
3	13	SPACILOVA Kamila	-	-	3	3	0.00
3	14	HOLUBCOVA Laura	-	-	3	3	0.00
3	11	KOJDOVA Helena	-	-	1	1	0.00
3	12	JAKUBSOVA Martina	-	-	1	1	0.00
3	16	SIRUCKOVA Anna	-	-	1	1	0.00
3	7	NACHMILNEROVA Iva	-	1	-	1	0.00
	4	MUDROVA Zuzana	-	-	-	-	-
	10	HOLISOVA Katerina	-	-	-	-	-
Team Totals			24	2	71	97	8.00

Non-Scoring Reception

Limit
25.00%

Rk	No	Name	Excellents	Faults	Serve Receptions	Total Attempts	Succ %
1	12	JAKUBSOVA Martina	5	4	11	20	25.00
2	11	KOJDOVA Helena	5	2	19	26	19.23
	13	SPACILOVA Kamila	3	-	7	10	
	10	HOLISOVA Katerina	-	-	6	6	
	1	HALBICHOVA Iveta	-	-	-	-	
	3	ONDERKOVA Sandra	-	-	-	-	
	4	MUDROVA Zuzana	-	-	-	-	
	6	SMIDOVA Monika	-	-	-	-	
	7	NACHMILNEROVA Iva	-	-	-	-	
	8	STRAKOVA Vendula	-	-	-	-	
	14	HOLUBCOVA Laura	-	-	-	-	
	16	SIRUCKOVA Anna	-	-	-	-	
Team Totals			13	6	43	62	20.97

LEGEND
Avg Average Eff% Efficiency Rk Rank Succ% Success %

Timing and Results provided by  **TISSOT**