



Match No: 4

Match Statistics
статистика

Match Duration: 1h 15m

RUS vs CZE
3 0

Teams	Sets	1	2	3	Total
RUS	3	25	25	25	75
CZE	0	17	17	16	50
	Playing Time	22m	22m	24m	1h 08m

First Referee: MEDVID Mykhaylo (UKR)


Second Referee: ZHANG Xin (CHN)

RUS - Russian Fed.

Scoring Spike

Limit 15.00%

Rk	No	Name	Spikes	Faults	Shots	Total Attempts	Eff %
1	8	GONCHAROVA Natalya	16	1	9	26	57.69
2	5	PASYNKOVA Aleksandra	9	3	8	20	30.00
3	11	CHAPLINA Victoriia	8	4	5	17	23.53
	4	ZARYAZHKO Irina	5	1	-	6	
	17	MALYKH Natalia	3	-	1	4	
	1	BORODAKOVA-BORISENKO Maria	1	-	1	2	
	10	PANKOVA Ekaterina	-	-	2	2	
	9	BONDAR Kseniia	-	1	-	1	
	2	SALINA Anastasia	-	-	-	-	
	14	DIANSKAYA Natalia	-	-	-	-	
	19	MALOVA Anna	-	-	-	-	
	20	SHLYAKHOVAYA Anastasia	-	-	-	-	
Team Totals			42	10	26	78	41.03

Scoring Block


Rk	No	Name	Kill Blocks	Faults	Rebounds	Total Attempts	Avg by Set
1	1	BORODAKOVA-BORISENKO Maria	3	4	8	15	1.00
1	11	CHAPLINA Victoriia	3	1	4	8	1.00
3	5	PASYNKOVA Aleksandra	2	1	4	7	0.67
4	8	GONCHAROVA Natalya	1	-	2	3	0.33
5	4	ZARYAZHKO Irina	-	3	6	9	0.00
5	9	BONDAR Kseniia	-	1	1	2	0.00
5	17	MALYKH Natalia	-	1	1	2	0.00
5	10	PANKOVA Ekaterina	-	-	1	1	0.00
	2	SALINA Anastasia	-	-	-	-	
	14	DIANSKAYA Natalia	-	-	-	-	
	19	MALOVA Anna	-	-	-	-	
	20	SHLYAKHOVAYA Anastasia	-	-	-	-	
Team Totals			9	11	27	47	3.00

Scoring Service


Rk	No	Name	Aces	Faults	Serve Hits	Total Attempts	Avg by Set
1	1	BORODAKOVA-BORISENKO Maria	3	1	9	13	1.00
2	8	GONCHAROVA Natalya	1	3	8	12	0.33
3	5	PASYNKOVA Aleksandra	-	1	12	13	0.00
3	4	ZARYAZHKO Irina	-	2	10	12	0.00
3	10	PANKOVA Ekaterina	-	-	11	11	0.00
3	11	CHAPLINA Victoriia	-	-	11	11	0.00
3	17	MALYKH Natalia	-	-	1	1	0.00
	2	SALINA Anastasia	-	-	-	-	
	9	BONDAR Kseniia	-	-	-	-	
	14	DIANSKAYA Natalia	-	-	-	-	
	19	MALOVA Anna	-	-	-	-	
	20	SHLYAKHOVAYA Anastasia	-	-	-	-	
Team Totals			4	7	62	73	1.33

Team

Opponent Errors & Team Faults	20
-------------------------------	----

Timing and Results provided by  TISSOT



Match No: 4

Match Statistics
статистика

Match Duration: 1h 15m


RUS vs CZE
3 0

Teams	Sets	1	2	3	Total
RUS	3	25	25	25	75
CZE	0	17	17	16	50
	Playing Time	22m	22m	24m	1h 08m


First Referee: MEDVID Mykhaylo (UKR)

Second Referee: ZHANG Xin (CHN)

RUS - Russian Fed.

Non-Scoring Dig


Rk	No	Name	Digs	Faults	Receptions	Total Attempts	Avg by Set
1	19	MALOVA Anna	5	6	7	18	1.67
2	8	GONCHAROVA Natalya	2	2	4	8	0.67
2	11	CHAPLINA Victoriia	2	1	3	6	0.67
4	10	PANKOVA Ekaterina	1	2	4	7	0.33
4	5	PASYNKOVA Aleksandra	1	1	2	4	0.33
4	4	ZARYAZHKO Irina	1	2	1	4	0.33
7	1	BORODAKOVA-BORISENKO Maria	-	1	2	3	0.00
7	2	SALINA Anastasia	-	-	1	1	0.00
	9	BONDAR Kseniia	-	-	-	-	-
	14	DIANSKAYA Natalia	-	-	-	-	-
	17	MALYKH Natalia	-	-	-	-	-
	20	SHLYAKHOVAYA Anastasia	-	-	-	-	-
Team Totals			12	15	24	51	4.00

Non-Scoring Set


Rk	No	Name	Running Sets	Faults	Still Sets	Total Attempts	Avg by Set
1	10	PANKOVA Ekaterina	27	1	28	56	9.00
2	2	SALINA Anastasia	5	-	2	7	1.67
3	4	ZARYAZHKO Irina	2	-	-	2	0.67
4	1	BORODAKOVA-BORISENKO Maria	1	-	1	2	0.33
4	8	GONCHAROVA Natalya	1	-	1	2	0.33
4	19	MALOVA Anna	1	-	1	2	0.33
7	5	PASYNKOVA Aleksandra	-	-	1	1	0.00
7	11	CHAPLINA Victoriia	-	-	1	1	0.00
	9	BONDAR Kseniia	-	-	-	-	-
	14	DIANSKAYA Natalia	-	-	-	-	-
	17	MALYKH Natalia	-	-	-	-	-
	20	SHLYAKHOVAYA Anastasia	-	-	-	-	-
Team Totals			37	1	35	73	12.33

Non-Scoring Reception

Limit 25.00%

Rk	No	Name	Excellents	Faults	Serve Receptions	Total Attempts	Succ %
1	11	CHAPLINA Victoriia	8	-	5	13	61.54
2	19	MALOVA Anna	8	1	6	15	53.33
3	5	PASYNKOVA Aleksandra	5	1	11	17	29.41
	9	BONDAR Kseniia	-	2	-	2	-
	1	BORODAKOVA-BORISENKO Maria	-	-	1	1	-
	2	SALINA Anastasia	-	-	-	-	-
	4	ZARYAZHKO Irina	-	-	-	-	-
	8	GONCHAROVA Natalya	-	-	-	-	-
	10	PANKOVA Ekaterina	-	-	-	-	-
	14	DIANSKAYA Natalia	-	-	-	-	-
	17	MALYKH Natalia	-	-	-	-	-
	20	SHLYAKHOVAYA Anastasia	-	-	-	-	-
Team Totals			21	4	23	48	43.75



Match No: 4

Match Statistics

статистика

Match Duration: 1h 15m

RUS vs CZE
3 0

Teams	Sets	1	2	3	Total
RUS	3	25	25	25	75
CZE	0	17	17	16	50
	Playing Time	22m	22m	24m	1h 08m

First Referee: MEDVID Mykhaylo (UKR)


Second Referee: ZHANG Xin (CHN)

CZE - Czech Republic


Scoring Spike

Limit 15.00%

Rk	No	Name	Spikes	Faults	Shots	Total Attempts	Eff %
1	8	Strakova Vendula	8	6	4	18	11.11
2	12	Jakubsova Martina	4	3	6	13	7.69
	11	Kojdova Helena	2	2	13	17	
	10	Holisova Katerina	2	2	6	10	
	16	Siruckova Anna	2	2	4	8	
	14	Holubcova Laura	1	5	1	7	
	4	Mudrova Zuzana	3	1	2	6	
	3	Onderkova Sandra	4	-	1	5	
	7	Nachmilnerova Iva	1	-	1	2	
	6	Smidova Monika	1	-	-	1	
	1	Halbichova Iveta	-	-	-	-	
	13	Spacilova Kamila	-	-	-	-	
Team Totals			28	21	38	87	8.05

Scoring Block


Rk	No	Name	Kill Blocks	Faults	Rebounds	Total Attempts	Avg by Set
1	16	Siruckova Anna	2	2	2	6	0.67
2	7	Nachmilnerova Iva	1	3	2	6	0.33
3	3	Onderkova Sandra	-	4	3	7	0.00
3	1	Halbichova Iveta	-	3	1	4	0.00
3	4	Mudrova Zuzana	-	3	1	4	0.00
3	11	Kojdova Helena	-	3	1	4	0.00
3	14	Holubcova Laura	-	3	-	3	0.00
3	8	Strakova Vendula	-	1	1	2	0.00
3	10	Holisova Katerina	-	-	1	1	0.00
	6	Smidova Monika	-	-	-	-	
	12	Jakubsova Martina	-	-	-	-	
	13	Spacilova Kamila	-	-	-	-	
Team Totals			3	22	12	37	1.00

Scoring Service


Rk	No	Name	Aces	Faults	Serve Hits	Total Attempts	Avg by Set
1	8	Strakova Vendula	3	1	6	10	1.00
2	1	Halbichova Iveta	1	-	5	6	0.33
3	11	Kojdova Helena	-	-	7	7	0.00
3	12	Jakubsova Martina	-	-	6	6	0.00
3	6	Smidova Monika	-	-	5	5	0.00
3	3	Onderkova Sandra	-	-	3	3	0.00
3	7	Nachmilnerova Iva	-	-	3	3	0.00
3	10	Holisova Katerina	-	-	3	3	0.00
3	16	Siruckova Anna	-	-	3	3	0.00
3	4	Mudrova Zuzana	-	1	2	3	0.00
3	14	Holubcova Laura	-	1	2	3	0.00
	13	Spacilova Kamila	-	-	-	-	
Team Totals			4	3	45	52	1.33

Team

Opponent Errors & Team Faults	15
-------------------------------	----

Timing and Results provided by  TISSOT



MON 8 JUL 2013
17:59
19:14

Match No: 4

Match Statistics

Match Duration: 1h 15m

статистика


RUS vs CZE
3 0

Teams	Sets	1	2	3	Total
RUS	3	25	25	25	75
CZE	0	17	17	16	50
	Playing Time	22m	22m	24m	1h 08m


First Referee: MEDVID Mykhaylo (UKR)

Second Referee: ZHANG Xin (CHN)

CZE - Czech Republic

Non-Scoring Dig


Rk	No	Name	Digs	Faults	Receptions	Total Attempts	Avg by Set
1	8	Strakova Vendula	3	1	6	10	1.00
1	11	Kojdova Helena	3	2	2	7	1.00
3	16	Siruckova Anna	1	-	4	5	0.33
3	14	Holubcova Laura	1	-	1	2	0.33
5	13	Spacilova Kamila	-	4	8	12	0.00
5	1	Halbichova Iveta	-	3	1	4	0.00
5	6	Smidova Monika	-	-	3	3	0.00
5	3	Onderkova Sandra	-	1	2	3	0.00
5	4	Mudrova Zuzana	-	1	2	3	0.00
5	10	Holisoza Katerina	-	2	1	3	0.00
5	12	Jakubsova Martina	-	-	1	1	0.00
5	7	Nachmilnerova Iva	-	1	-	1	0.00
Team Totals			8	15	31	54	2.67

Non-Scoring Set



Rk	No	Name	Running Sets	Faults	Still Sets	Total Attempts	Avg by Set
1	1	Halbichova Iveta	12	1	31	44	4.00
2	6	Smidova Monika	7	-	12	19	2.33
3	13	Spacilova Kamila	2	-	5	7	0.67
4	12	Jakubsova Martina	1	-	-	1	0.33
5	4	Mudrova Zuzana	-	-	4	4	0.00
5	11	Kojdova Helena	-	1	1	2	0.00
5	14	Holubcova Laura	-	2	-	2	0.00
5	10	Holisoza Katerina	-	-	1	1	0.00
5	16	Siruckova Anna	-	-	1	1	0.00
	3	Onderkova Sandra	-	-	-	-	-
	7	Nachmilnerova Iva	-	-	-	-	-
	8	Strakova Vendula	-	-	-	-	-
Team Totals			22	4	55	81	7.33

Non-Scoring Reception

Limit 25.00%

Rk	No	Name	Excellents	Faults	Serve Receptions	Total Attempts	Succ %
1	11	Kojdova Helena	17	3	13	33	51.52
2	10	Holisoza Katerina	6	-	7	13	46.15
	12	Jakubsova Martina	4	2	2	8	
	13	Spacilova Kamila	2	-	4	6	
	4	Mudrova Zuzana	1	-	-	1	
	6	Smidova Monika	-	-	1	1	
	14	Holubcova Laura	-	-	1	1	
	1	Halbichova Iveta	-	-	-	-	
	3	Onderkova Sandra	-	-	-	-	
	7	Nachmilnerova Iva	-	-	-	-	
	8	Strakova Vendula	-	-	-	-	
	16	Siruckova Anna	-	-	-	-	
Team Totals			30	5	28	63	47.62

LEGEND Avg Average Eff% Efficiency Rk Rank Succ% Success %

Timing and Results provided by  TISSOT