



Match No: 41

Match Statistics

статистика

Match Duration: 1h 50m
Attendance: 1850

THA vs POL
3 1

Teams	Sets	1	2	3	4	Total
THA	3	25	25	19	25	94
POL	1	19	18	25	20	82
Playing Time		24m	27m	24m	26m	1h 41m

First Referee: PICANCO Paulo (BRA)


Second Referee: VOECK Julie (USA)

THA - Thailand


Scoring Spike

Limit 15.00%

Rk	No	Name	Spikes	Faults	Shots	Total Attempts	Eff %
1	4	NUEKJANG Thatdao	8	1	16	25	28.00
2	6	SITTIRAK Onuma	20	8	27	55	21.82
3	12	CH AISRI Tapaphaipun	11	6	22	39	12.82
	15	KANTHONG Malika	6	7	14	27	
	11	HYAPHA Amporn	4	1	3	8	
	3	PHANUSIT Em-Orn	2	1	3	6	
	13	TOMKOM Nootsara	1	1	3	5	
	2	PANNOY Piyanut	-	-	-	-	
	14	BUNDASAK Jarasporn	-	-	-	-	
	16	GUEDPARD Pornpun	-	-	-	-	
	17	KAMULTHALA Kaewkalaya	-	-	-	-	
	19	KEAWBUNDIT Sontaya	-	-	-	-	
Team Totals			52	25	88	165	16.36

Scoring Block



Rk	No	Name	Kill Blocks	Faults	Rebounds	Total Attempts	Avg by Set
1	6	SITTIRAK Onuma	2	5	5	12	0.50
2	4	NUEKJANG Thatdao	1	4	10	15	0.25
2	11	HYAPHA Amporn	1	3	8	12	0.25
2	13	TOMKOM Nootsara	1	2	5	8	0.25
2	15	KANTHONG Malika	1	4	3	8	0.25
6	12	CH AISRI Tapaphaipun	-	2	3	5	0.00
6	3	PHANUSIT Em-Orn	-	2	2	4	0.00
	2	PANNOY Piyanut	-	-	-	-	
	14	BUNDASAK Jarasporn	-	-	-	-	
	16	GUEDPARD Pornpun	-	-	-	-	
	17	KAMULTHALA Kaewkalaya	-	-	-	-	
	19	KEAWBUNDIT Sontaya	-	-	-	-	
Team Totals			6	22	36	64	1.50

Scoring Service


Rk	No	Name	Aces	Faults	Serve Hits	Total Attempts	Avg by Set
1	12	CH AISRI Tapaphaipun	3	1	19	23	0.75
2	4	NUEKJANG Thatdao	2	3	6	11	0.50
3	6	SITTIRAK Onuma	1	1	14	16	0.25
4	13	TOMKOM Nootsara	-	2	11	13	0.00
4	11	HYAPHA Amporn	-	1	10	11	0.00
4	15	KANTHONG Malika	-	1	10	11	0.00
4	16	GUEDPARD Pornpun	-	-	5	5	0.00
4	19	KEAWBUNDIT Sontaya	-	-	3	3	0.00
	2	PANNOY Piyanut	-	-	-	-	
	3	PHANUSIT Em-Orn	-	-	-	-	
	14	BUNDASAK Jarasporn	-	-	-	-	
	17	KAMULTHALA Kaewkalaya	-	-	-	-	
Team Totals			6	9	78	93	1.50

Team

Opponent Errors & Team Faults	30
-------------------------------	----

Timing and Results provided by  TISSOT



MON 15 JUL 2013
17:30
19:20

Match No: 41

Match Statistics

статистика

Match Duration: 1h 50m
Attendance: 1850


THA vs POL
3 1

Teams	Sets	1	2	3	4	Total
THA	3	25	25	19	25	94
POL	1	19	18	25	20	82
Playing Time		24m	27m	24m	26m	1h 41m


First Referee: PICANCO Paulo (BRA)

Second Referee: VOECK Julie (USA)

THA - Thailand

Non-Scoring Dig


Rk	No	Name	Digs	Faults	Receptions	Total Attempts	Avg by Set
1	2	PANNOY Piyanut	6	8	19	33	1.50
1	6	SITTIRAK Onuma	6	4	17	27	1.50
3	12	CHAI SRI Tapaphaipun	5	-	12	17	1.25
4	15	KANTHONG Malika	4	5	12	21	1.00
4	4	NUEKJANG Thatdao	4	-	5	9	1.00
6	13	TOMKOM Nootsara	1	1	8	10	0.25
7	11	HYAPHA Amporn	-	-	6	6	0.00
7	16	GUEDPARD Pornpun	-	-	2	2	0.00
	3	PHANUSIT Em-Orn	-	-	-	-	-
	14	BUNDASAK Jarasporn	-	-	-	-	-
	17	KAMULTHALA Kaewkalaya	-	-	-	-	-
	19	KEAWBUNDIT Sontaya	-	-	-	-	-
Team Totals			26	18	81	125	6.50

Non-Scoring Set


Rk	No	Name	Running Sets	Faults	Still Sets	Total Attempts	Avg by Set
1	13	TOMKOM Nootsara	39	2	65	106	9.75
2	12	CHAI SRI Tapaphaipun	3	-	9	12	0.75
2	2	PANNOY Piyanut	3	-	7	10	0.75
4	16	GUEDPARD Pornpun	2	-	4	6	0.50
5	15	KANTHONG Malika	1	-	7	8	0.25
5	6	SITTIRAK Onuma	1	-	4	5	0.25
5	11	HYAPHA Amporn	1	-	2	3	0.25
8	4	NUEKJANG Thatdao	-	1	2	3	0.00
8	3	PHANUSIT Em-Orn	-	1	1	2	0.00
	14	BUNDASAK Jarasporn	-	-	-	-	-
	17	KAMULTHALA Kaewkalaya	-	-	-	-	-
	19	KEAWBUNDIT Sontaya	-	-	-	-	-
Team Totals			50	4	101	155	12.50

Non-Scoring Reception

Limit 25.00%

Rk	No	Name	Excellents	Faults	Serve Receptions	Total Attempts	Succ %
1	15	KANTHONG Malika	12	2	13	27	44.44
1	2	PANNOY Piyanut	8	-	10	18	44.44
	6	SITTIRAK Onuma	6	1	7	14	
	12	CHAI SRI Tapaphaipun	7	-	6	13	
	3	PHANUSIT Em-Orn	-	-	-	-	
	4	NUEKJANG Thatdao	-	-	-	-	
	11	HYAPHA Amporn	-	-	-	-	
	13	TOMKOM Nootsara	-	-	-	-	
	14	BUNDASAK Jarasporn	-	-	-	-	
	16	GUEDPARD Pornpun	-	-	-	-	
	17	KAMULTHALA Kaewkalaya	-	-	-	-	
	19	KEAWBUNDIT Sontaya	-	-	-	-	
Team Totals			33	3	36	72	45.83



Match No: 41

Match Statistics
статистика

Match Duration: 1h 50m
Attendance: 1850

THA vs POL
3 1

Teams	Sets	1	2	3	4	Total
THA	3	25	25	19	25	94
POL	1	19	18	25	20	82
Playing Time		24m	27m	24m	26m	1h 41m

First Referee: PICANCO Paulo (BRA)


Second Referee: VOECK Julie (USA)

POL - Poland


Scoring Spike

Limit 15.00%

Rk	No	Name	Spikes	Faults	Shots	Total Attempts	Eff %
1	2	GREJMAN Anna	14	4	15	33	30.30
2	5	SLIWINSKA Ewa	7	2	19	28	17.86
	4	KURNIKOWSKA Natalia	4	7	19	30	
	18	SIKORSKA Aleksandra	5	-	11	16	
	14	KALISZUK Tamara	3	4	9	16	
	7	LUKASIK Justyna	4	2	4	10	
	10	POLEC Katarzyna	3	2	3	8	
	15	RACZYNSKA Justyna	1	-	5	6	
	8	WILK Dorota	-	-	2	2	
	3	SZYMANSKA Marta	-	-	1	1	
	11	MEDYNSKA Dorota	-	-	-	-	
	16	DURAJCZYK Agata	-	-	-	-	
Team Totals			41	21	88	150	13.33

Scoring Block



Rk	No	Name	Kill Blocks	Faults	Rebounds	Total Attempts	Avg by Set
1	18	SIKORSKA Aleksandra	6	2	16	24	1.50
2	7	LUKASIK Justyna	3	7	9	19	0.75
3	2	GREJMAN Anna	2	3	-	5	0.50
3	14	KALISZUK Tamara	2	-	1	3	0.50
5	8	WILK Dorota	1	3	6	10	0.25
6	4	KURNIKOWSKA Natalia	-	1	7	8	0.00
6	10	POLEC Katarzyna	-	4	2	6	0.00
6	5	SLIWINSKA Ewa	-	1	4	5	0.00
6	3	SZYMANSKA Marta	-	3	-	3	0.00
6	15	RACZYNSKA Justyna	-	1	1	2	0.00
	11	MEDYNSKA Dorota	-	-	-	-	
	16	DURAJCZYK Agata	-	-	-	-	
Team Totals			14	25	46	85	3.50

Scoring Service


Rk	No	Name	Aces	Faults	Serve Hits	Total Attempts	Avg by Set
1	18	SIKORSKA Aleksandra	2	-	12	14	0.50
2	7	LUKASIK Justyna	1	2	4	7	0.25
3	4	KURNIKOWSKA Natalia	-	-	14	14	0.00
3	2	GREJMAN Anna	-	2	11	13	0.00
3	8	WILK Dorota	-	1	8	9	0.00
3	3	SZYMANSKA Marta	-	1	7	8	0.00
3	5	SLIWINSKA Ewa	-	1	7	8	0.00
3	10	POLEC Katarzyna	-	3	3	6	0.00
3	14	KALISZUK Tamara	-	-	2	2	0.00
3	15	RACZYNSKA Justyna	-	-	2	2	0.00
	11	MEDYNSKA Dorota	-	-	-	-	
	16	DURAJCZYK Agata	-	-	-	-	
Team Totals			3	10	70	83	0.75

Team

Opponent Errors & Team Faults	24	2

Timing and Results provided by  TISSOT



MON 15 JUL 2013
17:30
19:20

Match No: 41

Match Statistics
статистика

Match Duration: 1h 50m
Attendance: 1850


THA vs POL
3 1

Teams	Sets	1	2	3	4	Total
THA	3	25	25	19	25	94
POL	1	19	18	25	20	82
Playing Time		24m	27m	24m	26m	1h 41m

First Referee: PICANCO Paulo (BRA)

Second Referee: VOECK Julie (USA)

POL - Poland

Non-Scoring Dig


Rk	No	Name	Digs	Faults	Receptions	Total Attempts	Avg by Set
1	11	MEDYNSKA Dorota	10	9	8	27	2.50
2	16	DURAJCZYK Agata	6	2	3	11	1.50
3	2	GREJMAN Anna	3	6	12	21	0.75
3	4	KURNIKOWSKA Natalia	3	2	11	16	0.75
5	5	SLIWINSKA Ewa	1	4	3	8	0.25
5	3	SZYMANSKA Marta	1	1	4	6	0.25
5	10	POLEC Katarzyna	1	-	3	4	0.25
5	15	RACZYNSKA Justyna	1	2	-	3	0.25
9	18	SIKORSKA Aleksandra	-	1	10	11	0.00
9	7	LUKASIK Justyna	-	-	3	3	0.00
9	8	WILK Dorota	-	-	3	3	0.00
9	14	KALISZUK Tamara	-	1	2	3	0.00
Team Totals			26	28	62	116	6.50

Non-Scoring Set



Rk	No	Name	Running Sets	Faults	Still Sets	Total Attempts	Avg by Set
1	3	SZYMANSKA Marta	18	2	37	57	4.50
2	8	WILK Dorota	15	-	39	54	3.75
3	2	GREJMAN Anna	1	-	8	9	0.25
3	7	LUKASIK Justyna	1	-	2	3	0.25
3	18	SIKORSKA Aleksandra	1	-	2	3	0.25
3	16	DURAJCZYK Agata	1	-	1	2	0.25
7	11	MEDYNSKA Dorota	-	-	8	8	0.00
7	14	KALISZUK Tamara	-	-	4	4	0.00
7	5	SLIWINSKA Ewa	-	-	3	3	0.00
7	4	KURNIKOWSKA Natalia	-	-	1	1	0.00
	10	POLEC Katarzyna	-	-	-	-	-
	15	RACZYNSKA Justyna	-	-	-	-	-
Team Totals			37	2	105	144	9.25

Non-Scoring Reception

Limit
25.00%

Rk	No	Name	Excellents	Faults	Serve Receptions	Total Attempts	Succ %
1	4	KURNIKOWSKA Natalia	15	2	15	32	46.88
2	2	GREJMAN Anna	7	2	12	21	33.33
2	11	MEDYNSKA Dorota	7	2	12	21	33.33
	15	RACZYNSKA Justyna	1	-	4	5	-
	3	SZYMANSKA Marta	-	-	-	-	-
	5	SLIWINSKA Ewa	-	-	-	-	-
	7	LUKASIK Justyna	-	-	-	-	-
	8	WILK Dorota	-	-	-	-	-
	10	POLEC Katarzyna	-	-	-	-	-
	14	KALISZUK Tamara	-	-	-	-	-
	16	DURAJCZYK Agata	-	-	-	-	-
	18	SIKORSKA Aleksandra	-	-	-	-	-
Team Totals			30	6	43	79	37.97

LEGEND Avg Average Eff% Efficiency Rk Rank Succ% Success %

Timing and Results provided by  TISSOT