



Match No: 42

### Match Statistics

статистика

Match Duration: 2h 14m  
Attendance: 4800

RUS vs BRA  
3 2

Teams	Sets	1	2	3	4	5	Total
RUS	3	25	25	25	16	15	106
BRA	2	27	21	21	25	10	104
	Playing Time	30m	27m	27m	23m	15m	2h 02m

First Referee: KANG Joo Hee (KOR)


Second Referee: BAJCI Peter (SVK)

### RUS - Russian Fed.


Scoring Spike

Limit 15.00%

Rk	No	Name	Spikes	Faults	Shots	Total Attempts	Eff %
1	8	GONCHAROVA Natalya	27	8	23	58	32.76
2	5	PASYNKOVA Aleksandra	8	5	22	35	8.57
2	11	CHAPLINA Victoriia	11	8	16	35	8.57
	1	BORODAKOVA-BORISENKO Maria	4	-	4	8	
	17	MALYKH Natalia	3	1	4	8	
	20	SHLYAKHOVAYA Anastasia	1	-	4	5	
	10	PANKOVA Ekaterina	3	-	1	4	
	4	ZARYAZHKO Irina	1	-	2	3	
	9	BONDAR Kseniia	-	-	2	2	
	2	SALINA Anastasia	-	-	-	-	
	14	DIANSKAYA Natalia	-	-	-	-	
	19	MALOVA Anna	-	-	-	-	
<b>Team Totals</b>			58	22	78	158	22.78

Scoring Block



Rk	No	Name	Kill Blocks	Faults	Rebounds	Total Attempts	Avg by Set
1	8	GONCHAROVA Natalya	4	6	7	17	0.80
2	1	BORODAKOVA-BORISENKO Maria	3	6	8	17	0.60
2	10	PANKOVA Ekaterina	3	6	1	10	0.60
4	20	SHLYAKHOVAYA Anastasia	2	9	6	17	0.40
4	5	PASYNKOVA Aleksandra	2	4	3	9	0.40
6	11	CHAPLINA Victoriia	1	2	5	8	0.20
6	4	ZARYAZHKO Irina	1	4	2	7	0.20
6	17	MALYKH Natalia	1	2	-	3	0.20
9	9	BONDAR Kseniia	-	-	1	1	0.00
	2	SALINA Anastasia	-	-	-	-	
	14	DIANSKAYA Natalia	-	-	-	-	
	19	MALOVA Anna	-	-	-	-	
<b>Team Totals</b>			17	39	33	89	3.40

Scoring Service


Rk	No	Name	Aces	Faults	Serve Hits	Total Attempts	Avg by Set
1	1	BORODAKOVA-BORISENKO Maria	4	2	15	21	0.80
2	11	CHAPLINA Victoriia	1	4	16	21	0.20
3	8	GONCHAROVA Natalya	-	3	12	15	0.00
3	20	SHLYAKHOVAYA Anastasia	-	3	12	15	0.00
3	5	PASYNKOVA Aleksandra	-	1	13	14	0.00
3	10	PANKOVA Ekaterina	-	-	13	13	0.00
3	4	ZARYAZHKO Irina	-	-	5	5	0.00
3	2	SALINA Anastasia	-	-	1	1	0.00
3	17	MALYKH Natalia	-	-	1	1	0.00
	9	BONDAR Kseniia	-	-	-	-	
	14	DIANSKAYA Natalia	-	-	-	-	
	19	MALOVA Anna	-	-	-	-	
<b>Team Totals</b>			5	13	88	106	1.00

Team

Opponent Errors & Team Faults	26
-------------------------------	----

Timing and Results provided by  TISSOT



MON 15 JUL 2013  
20:00  
22:14

Match No: 42

Match Statistics  
статистика

Match Duration: 2h 14m  
Attendance: 4800


RUS vs BRA  
3 2

Teams	Sets	1	2	3	4	5	Total
RUS	3	25	25	25	16	15	106
BRA	2	27	21	21	25	10	104
	Playing Time	30m	27m	27m	23m	15m	2h 02m


First Referee: KANG Joo Hee (KOR)

Second Referee: BAJCI Peter (SVK)

RUS - Russian Fed.

Non-Scoring Dig


Rk	No	Name	Digs	Faults	Receptions	Total Attempts	Avg by Set
1	19	MALOVA Anna	6	4	12	22	1.20
2	5	PASYNKOVA Aleksandra	5	1	9	15	1.00
3	11	CHAPLINA Victoriia	3	1	9	13	0.60
4	10	PANKOVA Ekaterina	1	2	16	19	0.20
4	8	GONCHAROVA Natalya	1	4	10	15	0.20
6	1	BORODAKOVA-BORISENKO Maria	-	2	4	6	0.00
6	9	BONDAR Kseniia	-	-	3	3	0.00
6	2	SALINA Anastasia	-	1	2	3	0.00
6	20	SHLYAKHOVAYA Anastasia	-	1	2	3	0.00
6	4	ZARYAZHKO Irina	-	-	2	2	0.00
	14	DIANSKAYA Natalia	-	-	-	-	-
	17	MALYKH Natalia	-	-	-	-	-
<b>Team Totals</b>			16	16	69	101	3.20


Non-Scoring Set


Rk	No	Name	Running Sets	Faults	Still Sets	Total Attempts	Avg by Set
1	10	PANKOVA Ekaterina	39	-	72	111	7.80
2	19	MALOVA Anna	5	-	8	13	1.00
3	2	SALINA Anastasia	3	-	5	8	0.60
4	1	BORODAKOVA-BORISENKO Maria	1	-	4	5	0.20
5	5	PASYNKOVA Aleksandra	-	-	3	3	0.00
5	11	CHAPLINA Victoriia	-	-	3	3	0.00
5	8	GONCHAROVA Natalya	-	1	2	3	0.00
5	20	SHLYAKHOVAYA Anastasia	-	-	1	1	0.00
	4	ZARYAZHKO Irina	-	-	-	-	-
	9	BONDAR Kseniia	-	-	-	-	-
	14	DIANSKAYA Natalia	-	-	-	-	-
	17	MALYKH Natalia	-	-	-	-	-
<b>Team Totals</b>			48	1	98	147	9.60

Non-Scoring Reception

<b>Limit</b> 25.00%

Rk	No	Name	Excellents	Faults	Serve Receptions	Total Attempts	Succ %
1	11	CHAPLINA Victoriia	8	4	32	44	18.18
2	5	PASYNKOVA Aleksandra	4	1	21	26	15.38
	19	MALOVA Anna	5	5	10	20	
	9	BONDAR Kseniia	-	1	-	1	
	1	BORODAKOVA-BORISENKO Maria	-	-	-	-	
	2	SALINA Anastasia	-	-	-	-	
	4	ZARYAZHKO Irina	-	-	-	-	
	8	GONCHAROVA Natalya	-	-	-	-	
	10	PANKOVA Ekaterina	-	-	-	-	
	14	DIANSKAYA Natalia	-	-	-	-	
	17	MALYKH Natalia	-	-	-	-	
	20	SHLYAKHOVAYA Anastasia	-	-	-	-	
<b>Team Totals</b>			17	11	63	91	18.68

Timing and Results provided by  TISSOT



MON 15 JUL 2013  
20:00  
22:14

Match No: 42

### Match Statistics

статистика

Match Duration: 2h 14m  
Attendance: 4800

RUS vs BRA  
3 2

Teams	Sets	1	2	3	4	5	Total
RUS	3	25	25	25	16	15	106
BRA	2	27	21	21	25	10	104
	Playing Time	30m	27m	27m	23m	15m	2h 02m

First Referee: KANG Joo Hee (KOR)


Second Referee: BAJCI Peter (SVK)

### BRA - Brazil


Scoring Spike

Limit 15.00%

Rk	No	Name	Spikes	Faults	Shots	Total Attempts	Eff %
1	3	SILVA Bruna	18	9	18	45	20.00
2	5	BIDIAS Regiane	13	6	24	43	16.28
	11	FARINEA Natasha	8	2	9	19	
	8	FRANCISCO Amanda - Cap	4	7	8	19	
	2	SILVA Mayhara	10	4	2	16	
	6	CIDRAO Sonaly	3	2	7	12	
	10	MOREIRA Danielle	-	-	6	6	
	12	RATZKE Roberta	1	1	2	4	
	1	SANTOS Carla	-	-	-	-	
	4	CARRIJO Juliana	-	-	-	-	
	7	SILVA Ana Carolina	-	-	-	-	
	9	SILVA Tassia	-	-	-	-	
Team Totals			57	31	76	164	15.85

Scoring Block



Rk	No	Name	Kill Blocks	Faults	Rebounds	Total Attempts	Avg by Set
1	2	SILVA Mayhara	3	10	7	20	0.60
2	5	BIDIAS Regiane	2	4	7	13	0.40
2	3	SILVA Bruna	2	6	2	10	0.40
2	6	CIDRAO Sonaly	2	1	1	4	0.40
5	11	FARINEA Natasha	1	9	5	15	0.20
6	8	FRANCISCO Amanda - Cap	-	4	7	11	0.00
6	12	RATZKE Roberta	-	2	2	4	0.00
6	10	MOREIRA Danielle	-	1	1	2	0.00
	1	SANTOS Carla	-	-	-	-	
	4	CARRIJO Juliana	-	-	-	-	
	7	SILVA Ana Carolina	-	-	-	-	
	9	SILVA Tassia	-	-	-	-	
Team Totals			10	37	32	79	2.00

Scoring Service


Rk	No	Name	Aces	Faults	Serve Hits	Total Attempts	Avg by Set
1	11	FARINEA Natasha	3	1	18	22	0.60
1	3	SILVA Bruna	3	1	5	9	0.60
3	6	CIDRAO Sonaly	2	-	7	9	0.40
4	5	BIDIAS Regiane	1	1	20	22	0.20
4	2	SILVA Mayhara	1	2	11	14	0.20
4	7	SILVA Ana Carolina	1	1	4	6	0.20
7	12	RATZKE Roberta	-	1	12	13	0.00
7	8	FRANCISCO Amanda - Cap	-	2	3	5	0.00
7	4	CARRIJO Juliana	-	-	4	4	0.00
	1	SANTOS Carla	-	-	-	-	
	9	SILVA Tassia	-	-	-	-	
	10	MOREIRA Danielle	-	-	-	-	
Team Totals			11	9	84	104	2.20

Team

Opponent Errors & Team Faults	26	2
-------------------------------	----	---

Timing and Results provided by  TISSOT



MON 15 JUL 2013  
20:00  
22:14

Match No: 42

### Match Statistics

статистика

Match Duration: 2h 14m  
Attendance: 4800


RUS vs BRA  
3 2

Teams	Sets	1	2	3	4	5	Total
RUS	3	25	25	25	16	15	106
BRA	2	27	21	21	25	10	104
	Playing Time	30m	27m	27m	23m	15m	2h 02m

First Referee: KANG Joo Hee (KOR)

Second Referee: BAJCI Peter (SVK)

### BRA - Brazil

Non-Scoring Dig


Rk	No	Name	Digs	Faults	Receptions	Total Attempts	Avg by Set
1	9	SILVA Tassia	3	5	21	29	0.60
2	8	FRANCISCO Amanda - Cap	2	3	10	15	0.40
2	11	FARINEA Natasha	2	1	4	7	0.40
4	3	SILVA Bruna	1	3	16	20	0.20
4	5	BIDIAS Regiane	1	2	13	16	0.20
4	6	CIDRAO Sonaly	1	2	7	10	0.20
4	12	RATZKE Roberta	1	3	6	10	0.20
4	2	SILVA Mayhara	1	-	2	3	0.20
9	10	MOREIRA Danielle	-	-	3	3	0.00
9	4	CARRIJO Juliana	-	-	2	2	0.00
	1	SANTOS Carla	-	-	-	-	-
	7	SILVA Ana Carolina	-	-	-	-	-
<b>Team Totals</b>			12	19	84	115	2.40

Non-Scoring Set



Rk	No	Name	Running Sets	Faults	Still Sets	Total Attempts	Avg by Set
1	12	RATZKE Roberta	45	1	76	122	9.00
2	4	CARRIJO Juliana	3	-	8	11	0.60
3	9	SILVA Tassia	2	-	6	8	0.40
4	2	SILVA Mayhara	1	-	3	4	0.20
4	11	FARINEA Natasha	1	-	2	3	0.20
6	8	FRANCISCO Amanda - Cap	-	-	2	2	0.00
6	3	SILVA Bruna	-	-	1	1	0.00
6	5	BIDIAS Regiane	-	-	1	1	0.00
6	6	CIDRAO Sonaly	-	-	1	1	0.00
	1	SANTOS Carla	-	-	-	-	-
	7	SILVA Ana Carolina	-	-	-	-	-
	10	MOREIRA Danielle	-	-	-	-	-
<b>Team Totals</b>			52	1	100	153	10.40

Non-Scoring Reception

<b>Limit</b> 25.00%

Rk	No	Name	Excellents	Faults	Serve Receptions	Total Attempts	Succ %
1	5	BIDIAS Regiane	9	3	41	53	16.98
	9	SILVA Tassia	5	-	15	20	
	8	FRANCISCO Amanda - Cap	4	1	7	12	
	6	CIDRAO Sonaly	-	1	1	2	
	2	SILVA Mayhara	-	-	1	1	
	1	SANTOS Carla	-	-	-	-	
	3	SILVA Bruna	-	-	-	-	
	4	CARRIJO Juliana	-	-	-	-	
	7	SILVA Ana Carolina	-	-	-	-	
	10	MOREIRA Danielle	-	-	-	-	
	11	FARINEA Natasha	-	-	-	-	
	12	RATZKE Roberta	-	-	-	-	
<b>Team Totals</b>			18	5	65	88	20.45

LEGEND Avg Average Eff% Efficiency Rk Rank Succ% Success %

Timing and Results provided by  TISSOT