



Match No: 22

Match Statistics

статистика

Match Duration: 1h 46m
Attendance: 246

CHI vs CAN

3 1

Teams	Sets	1	2	3	4	Total
CHI	3	25	19	25	25	94
CAN	1	20	25	17	22	84
	Playing Time	24m	23m	23m	27m	1h 37m

First Referee: HO Tat Ming, Samuel (HKG)


Second Referee: BERDNIKOV Maxim (RUS)

CHI - Chile


Scoring Spike

Limit 15.00%

Rk	No	Name	Spikes	Faults	Shots	Total Attempts	Eff %
1	1	PARRAGUIRRE Vicente	24	4	17	45	44.44
2	11	RILLING Alan	9	3	12	24	25.00
3	5	PARRAGUIRRE Matias	8	3	11	22	22.73
	9	LOPEZ Cristobal	9	1	5	15	
	3	PARRAGUIRRE Tomas	6	-	4	10	
	4	CACERES Carlos	-	-	1	1	
	7	PAPAGALLO Felipe	-	-	1	1	
	2	SALINAS Rodrigo	-	-	-	-	
	6	FRAZZONI Roberto	-	-	-	-	
	8	GONZALEZ Christian	-	-	-	-	
	10	VALENZUELA Diego	-	-	-	-	
	13	GOMEZ Felipe	-	-	-	-	
Team Totals			56	11	51	118	38.14

Scoring Block


Rk	No	Name	Kill Blocks	Faults	Rebounds	Total Attempts	Avg by Set
1	9	LOPEZ Cristobal	2	9	4	15	0.50
2	3	PARRAGUIRRE Tomas	1	8	10	19	0.25
2	5	PARRAGUIRRE Matias	1	2	3	6	0.25
2	4	CACERES Carlos	1	1	1	3	0.25
2	7	PAPAGALLO Felipe	1	-	-	1	0.25
6	11	RILLING Alan	-	4	6	10	0.00
6	1	PARRAGUIRRE Vicente	-	1	4	5	0.00
	2	SALINAS Rodrigo	-	-	-	-	
	6	FRAZZONI Roberto	-	-	-	-	
	8	GONZALEZ Christian	-	-	-	-	
	10	VALENZUELA Diego	-	-	-	-	
	13	GOMEZ Felipe	-	-	-	-	
Team Totals			6	25	28	59	1.50

Scoring Service


Rk	No	Name	Aces	Faults	Serve Hits	Total Attempts	Avg by Set
1	1	PARRAGUIRRE Vicente	4	5	6	15	1.00
2	9	LOPEZ Cristobal	1	1	19	21	0.25
2	4	CACERES Carlos	1	1	16	18	0.25
2	3	PARRAGUIRRE Tomas	1	1	9	11	0.25
5	5	PARRAGUIRRE Matias	-	1	16	17	0.00
5	11	RILLING Alan	-	3	8	11	0.00
	2	SALINAS Rodrigo	-	-	-	-	
	6	FRAZZONI Roberto	-	-	-	-	
	7	PAPAGALLO Felipe	-	-	-	-	
	8	GONZALEZ Christian	-	-	-	-	
	10	VALENZUELA Diego	-	-	-	-	
	13	GOMEZ Felipe	-	-	-	-	
Team Totals			7	12	74	93	1.75

Team

Opponent Errors & Team Faults	25
-------------------------------	----

Timing and Results provided by  TISSOT



MON 8 JUL 2013
15:01
16:47

Match No: 22

Match Statistics

статистика

Match Duration: 1h 46m
Attendance: 246

CHI vs CAN
3 1

Teams	Sets	1	2	3	4	Total
CHI	3	25	19	25	25	94
CAN	1	20	25	17	22	84
	Playing Time	24m	23m	23m	27m	1h 37m

First Referee: HO Tat Ming, Samuel (HKG)

Second Referee: BERDNIKOV Maxim (RUS)

CHI - Chile

Non-Scoring Dig


Rk	No	Name	Digs	Faults	Receptions	Total Attempts	Avg by Set
1	4	CACERES Carlos	6	3	7	16	1.50
2	7	PAPAGALLO Felipe	5	7	9	21	1.25
3	5	PARRAGUIRRE Matias	4	5	3	12	1.00
4	11	RILLING Alan	3	2	9	14	0.75
5	1	PARRAGUIRRE Vicente	1	4	7	12	0.25
5	9	LOPEZ Cristobal	1	2	4	7	0.25
7	3	PARRAGUIRRE Tomas	-	-	2	2	0.00
	2	SALINAS Rodrigo	-	-	-	-	-
	6	FRAZZONI Roberto	-	-	-	-	-
	8	GONZALEZ Christian	-	-	-	-	-
	10	VALENZUELA Diego	-	-	-	-	-
	13	GOMEZ Felipe	-	-	-	-	-
Team Totals			20	23	41	84	5.00


Non-Scoring Set


Rk	No	Name	Running Sets	Faults	Still Sets	Total Attempts	Avg by Set
1	4	CACERES Carlos	42	2	39	83	10.50
2	7	PAPAGALLO Felipe	3	-	7	10	0.75
3	5	PARRAGUIRRE Matias	2	-	7	9	0.50
3	3	PARRAGUIRRE Tomas	2	-	4	6	0.50
5	11	RILLING Alan	1	-	3	4	0.25
5	9	LOPEZ Cristobal	1	-	1	2	0.25
5	1	PARRAGUIRRE Vicente	1	-	-	1	0.25
	2	SALINAS Rodrigo	-	-	-	-	-
	6	FRAZZONI Roberto	-	-	-	-	-
	8	GONZALEZ Christian	-	-	-	-	-
	10	VALENZUELA Diego	-	-	-	-	-
	13	GOMEZ Felipe	-	-	-	-	-
Team Totals			52	2	61	115	13.00

Non-Scoring Reception

Limit 25.00%

Rk	No	Name	Excellents	Faults	Serve Receptions	Total Attempts	Succ %
1	5	PARRAGUIRRE Matias	12	1	10	23	52.17
2	7	PAPAGALLO Felipe	9	4	7	20	45.00
3	1	PARRAGUIRRE Vicente	10	3	10	23	43.48
	4	CACERES Carlos	-	-	1	1	-
	11	RILLING Alan	-	1	-	1	-
	2	SALINAS Rodrigo	-	-	-	-	-
	3	PARRAGUIRRE Tomas	-	-	-	-	-
	6	FRAZZONI Roberto	-	-	-	-	-
	8	GONZALEZ Christian	-	-	-	-	-
	9	LOPEZ Cristobal	-	-	-	-	-
	10	VALENZUELA Diego	-	-	-	-	-
	13	GOMEZ Felipe	-	-	-	-	-
Team Totals			31	9	28	68	45.59

Timing and Results provided by  TISSOT



Match No: 22

Match Statistics

статистика

Match Duration: 1h 46m
Attendance: 246

CHI vs CAN

3 1

Teams	Sets	1	2	3	4	Total
CHI	3	25	19	25	25	94
CAN	1	20	25	17	22	84
Playing Time		24m	23m	23m	27m	1h 37m

First Referee: HO Tat Ming, Samuel (HKG)

Second Referee: BERDNIKOV Maxim (RUS)

CAN - Canada

Scoring Spike

Limit
15.00%

Rk	No	Name	Spikes	Faults	Shots	Total Attempts	Eff %
1	2	HOAG Nicholas	15	4	15	34	32.35
2	14	HOAG Christopher	10	3	10	23	30.43
	3	HOWATSON Marc Andrew	4	2	11	17	
	10	MARSHALL Steven James Douglas	4	2	6	12	
	12	VANBERKEL Lucas Joshua	3	-	8	11	
	6	JANSEN VANDOORN Daniel	5	-	1	6	
	9	BLANKENAU Jay Michael	2	1	-	3	
	19	VOTH Christopher Henry Landon	2	-	-	2	
	4	MCLEAN Braden David Bruce	1	1	-	2	
	1	NIERODA Derek Grahame	-	-	1	1	
	8	DEMAN Colton Gordon Gerard	-	-	-	-	
	15	SANDERS Tyler James	-	-	-	-	
Team Totals			46	13	52	111	29.73

Scoring Block


Rk	No	Name	Kill Blocks	Faults	Rebounds	Total Attempts	Avg by Set
1	6	JANSEN VANDOORN Daniel	3	6	5	14	0.75
2	3	HOWATSON Marc Andrew	2	1	2	5	0.50
3	12	VANBERKEL Lucas Joshua	1	13	10	24	0.25
3	2	HOAG Nicholas	1	4	6	11	0.25
3	14	HOAG Christopher	1	4	1	6	0.25
6	4	MCLEAN Braden David Bruce	-	2	1	3	0.00
6	10	MARSHALL Steven James Douglas	-	2	1	3	0.00
6	15	SANDERS Tyler James	-	1	1	2	0.00
6	9	BLANKENAU Jay Michael	-	-	1	1	0.00
	1	NIERODA Derek Grahame	-	-	-	-	
	8	DEMAN Colton Gordon Gerard	-	-	-	-	
	19	VOTH Christopher Henry Landon	-	-	-	-	
Team Totals			8	33	28	69	2.00

Scoring Service


Rk	No	Name	Aces	Faults	Serve Hits	Total Attempts	Avg by Set
1	2	HOAG Nicholas	4	5	7	16	1.00
2	14	HOAG Christopher	2	1	9	12	0.50
3	15	SANDERS Tyler James	1	-	6	7	0.25
3	3	HOWATSON Marc Andrew	1	1	5	7	0.25
3	4	MCLEAN Braden David Bruce	1	1	5	7	0.25
6	6	JANSEN VANDOORN Daniel	-	1	9	10	0.00
6	10	MARSHALL Steven James Douglas	-	2	7	9	0.00
6	12	VANBERKEL Lucas Joshua	-	1	7	8	0.00
6	9	BLANKENAU Jay Michael	-	3	5	8	0.00
6	19	VOTH Christopher Henry Landon	-	1	-	1	0.00
	1	NIERODA Derek Grahame	-	-	-	-	
	8	DEMAN Colton Gordon Gerard	-	-	-	-	
Team Totals			9	16	60	85	2.25

Team

Opponent Errors & Team Faults	21
-------------------------------	----

Timing and Results provided by  TISSOT



Match No: 22

Match Statistics
статистика

Match Duration: 1h 46m
Attendance: 246


CHI vs CAN
3 1

Teams	Sets	1	2	3	4	Total
CHI	3	25	19	25	25	94
CAN	1	20	25	17	22	84
Playing Time		24m	23m	23m	27m	1h 37m

First Referee: HO Tat Ming, Samuel (HKG)

Second Referee: BERDNIKOV Maxim (RUS)

CAN - Canada

Non-Scoring Dig


Rk	No	Name	Digs	Faults	Receptions	Total Attempts	Avg by Set
1	1	NIERODA Derek Grahame	11	11	3	25	2.75
2	10	MARSHALL Steven James Douglas	1	1	4	6	0.25
2	15	SANDERS Tyler James	1	-	4	5	0.25
2	12	VANBERKEL Lucas Joshua	1	3	1	5	0.25
2	6	JANSEN VANDOORN Daniel	1	-	2	3	0.25
2	3	HOWATSON Marc Andrew	1	1	1	3	0.25
2	4	MCLEAN Braden David Bruce	1	-	1	2	0.25
8	14	HOAG Christopher	-	2	4	6	0.00
8	9	BLANKENAU Jay Michael	-	4	-	4	0.00
8	2	HOAG Nicholas	-	1	1	2	0.00
	8	DEMAN Colton Gordon Gerard	-	-	-	-	-
	19	VOTH Christopher Henry Landon	-	-	-	-	-
Team Totals			17	23	21	61	4.25

Non-Scoring Set



Rk	No	Name	Running Sets	Faults	Still Sets	Total Attempts	Avg by Set
1	9	BLANKENAU Jay Michael	26	-	33	59	6.50
2	15	SANDERS Tyler James	12	1	20	33	3.00
3	1	NIERODA Derek Grahame	1	-	4	5	0.25
3	6	JANSEN VANDOORN Daniel	1	-	-	1	0.25
5	2	HOAG Nicholas	-	-	2	2	0.00
5	12	VANBERKEL Lucas Joshua	-	-	2	2	0.00
5	14	HOAG Christopher	-	-	2	2	0.00
5	3	HOWATSON Marc Andrew	-	-	1	1	0.00
	4	MCLEAN Braden David Bruce	-	-	-	-	-
	8	DEMAN Colton Gordon Gerard	-	-	-	-	-
	10	MARSHALL Steven James Douglas	-	-	-	-	-
	19	VOTH Christopher Henry Landon	-	-	-	-	-
Team Totals			40	1	64	105	10.00

Non-Scoring Reception

Limit
25.00%

Rk	No	Name	Excellents	Faults	Serve Receptions	Total Attempts	Succ %
1	1	NIERODA Derek Grahame	20	3	7	30	66.67
2	14	HOAG Christopher	13	1	8	22	59.09
	3	HOWATSON Marc Andrew	4	-	8	12	
	10	MARSHALL Steven James Douglas	7	1	3	11	
	19	VOTH Christopher Henry Landon	1	2	1	4	
	2	HOAG Nicholas	1	-	-	1	
	12	VANBERKEL Lucas Joshua	1	-	-	1	
	4	MCLEAN Braden David Bruce	-	-	-	-	
	6	JANSEN VANDOORN Daniel	-	-	-	-	
	8	DEMAN Colton Gordon Gerard	-	-	-	-	
	9	BLANKENAU Jay Michael	-	-	-	-	
	15	SANDERS Tyler James	-	-	-	-	
Team Totals			47	7	27	81	58.02

LEGEND
Avg Average Eff% Efficiency Rk Rank Succ% Success %

Timing and Results provided by  **TISSOT**