



Match No: 14

Match Statistics

статистика

Match Duration: 1h 53m
Attendance: 217

CAN vs MEX

3 1

Teams	Sets	1	2	3	4	Total
CAN	3	21	28	25	25	99
MEX	1	25	26	22	18	91
Playing Time		22m	30m	27m	24m	1h 43m

First Referee: VANAVESKI Kristjan (EST)


Second Referee: KANG Joo Hee (KOR)

CAN - Canada

Scoring Spike

Limit
15.00%

Rk	No	Name	Spikes	Faults	Shots	Total Attempts	Eff %
1	10	MARSHALL Steven James Douglas	16	2	7	25	56.00
2	14	HOAG Christopher	8	2	10	20	30.00
3	2	HOAG Nicholas	13	5	12	30	26.67
	4	MCLEAN Braden David Bruce	6	1	7	14	
	12	VANBERKEL Lucas Joshua	3	1	5	9	
	9	BLANKENAU Jay Michael	2	1	4	7	
	3	HOWATSON Marc Andrew	-	1	2	3	
	8	DEMAN Colton Gordon Gerard	-	-	1	1	
	1	NIERODA Derek Grahame	-	-	-	-	
	6	JANSEN VANDOORN Daniel	-	-	-	-	
	15	SANDERS Tyler James	-	-	-	-	
	19	VOTH Christopher Henry Landon	-	-	-	-	
Team Totals			48	13	48	109	32.11

Scoring Block


Rk	No	Name	Kill Blocks	Faults	Rebounds	Total Attempts	Avg by Set
1	4	MCLEAN Braden David Bruce	4	10	5	19	1.00
2	12	VANBERKEL Lucas Joshua	3	10	6	19	0.75
2	10	MARSHALL Steven James Douglas	3	8	1	12	0.75
4	9	BLANKENAU Jay Michael	2	4	-	6	0.50
4	14	HOAG Christopher	2	3	-	5	0.50
6	3	HOWATSON Marc Andrew	-	-	2	2	0.00
6	2	HOAG Nicholas	-	1	1	2	0.00
6	8	DEMAN Colton Gordon Gerard	-	-	1	1	0.00
	1	NIERODA Derek Grahame	-	-	-	-	
	6	JANSEN VANDOORN Daniel	-	-	-	-	
	15	SANDERS Tyler James	-	-	-	-	
	19	VOTH Christopher Henry Landon	-	-	-	-	
Team Totals			14	36	16	66	3.50

Scoring Service


Rk	No	Name	Aces	Faults	Serve Hits	Total Attempts	Avg by Set
1	14	HOAG Christopher	3	2	13	18	0.75
2	9	BLANKENAU Jay Michael	2	7	10	19	0.50
3	4	MCLEAN Braden David Bruce	-	1	16	17	0.00
3	12	VANBERKEL Lucas Joshua	-	-	15	15	0.00
3	10	MARSHALL Steven James Douglas	-	3	12	15	0.00
3	2	HOAG Nicholas	-	4	7	11	0.00
3	3	HOWATSON Marc Andrew	-	-	2	2	0.00
3	15	SANDERS Tyler James	-	-	1	1	0.00
3	19	VOTH Christopher Henry Landon	-	1	-	1	0.00
	1	NIERODA Derek Grahame	-	-	-	-	
	6	JANSEN VANDOORN Daniel	-	-	-	-	
	8	DEMAN Colton Gordon Gerard	-	-	-	-	
Team Totals			5	18	76	99	1.25

Team

Opponent Errors & Team Faults	32	1
-------------------------------	----	---

Timing and Results provided by  TISSOT



Match No: 14

Match Statistics
статистика

Match Duration: 1h 53m
Attendance: 217


CAN vs MEX
3 1

Teams	Sets	1	2	3	4	Total
CAN	3	21	28	25	25	99
MEX	1	25	26	22	18	91
Playing Time		22m	30m	27m	24m	1h 43m


First Referee: VANAVESKI Kristjan (EST)

Second Referee: KANG Joo Hee (KOR)

CAN - Canada

Non-Scoring Dig


Rk	No	Name	Digs	Faults	Receptions	Total Attempts	Avg by Set
1	1	NIERODA Derek Grahame	2	3	8	13	0.50
2	10	MARSHALL Steven James Douglas	1	3	6	10	0.25
2	9	BLANKENAU Jay Michael	1	1	7	9	0.25
4	14	HOAG Christopher	-	2	6	8	0.00
4	2	HOAG Nicholas	-	6	2	8	0.00
4	4	MCLEAN Braden David Bruce	-	2	3	5	0.00
4	12	VANBERKEL Lucas Joshua	-	3	1	4	0.00
4	15	SANDERS Tyler James	-	-	1	1	0.00
4	3	HOWATSON Marc Andrew	-	1	-	1	0.00
	6	JANSEN VANDOORN Daniel	-	-	-	-	-
	8	DEMAN Colton Gordon Gerard	-	-	-	-	-
	19	VOTH Christopher Henry Landon	-	-	-	-	-
Team Totals			4	21	34	59	1.00

Non-Scoring Set


Rk	No	Name	Running Sets	Faults	Still Sets	Total Attempts	Avg by Set
1	9	BLANKENAU Jay Michael	42	-	40	82	10.50
2	12	VANBERKEL Lucas Joshua	2	-	2	4	0.50
3	15	SANDERS Tyler James	1	1	4	6	0.25
3	14	HOAG Christopher	1	-	3	4	0.25
5	1	NIERODA Derek Grahame	-	-	3	3	0.00
5	4	MCLEAN Braden David Bruce	-	-	2	2	0.00
5	10	MARSHALL Steven James Douglas	-	-	2	2	0.00
5	2	HOAG Nicholas	-	-	1	1	0.00
	3	HOWATSON Marc Andrew	-	-	-	-	-
	6	JANSEN VANDOORN Daniel	-	-	-	-	-
	8	DEMAN Colton Gordon Gerard	-	-	-	-	-
	19	VOTH Christopher Henry Landon	-	-	-	-	-
Team Totals			46	1	57	104	11.50

Non-Scoring Reception

Limit 25.00%

Rk	No	Name	Excellents	Faults	Serve Receptions	Total Attempts	Succ %
1	10	MARSHALL Steven James Douglas	22	-	8	30	73.33
2	1	NIERODA Derek Grahame	18	1	14	33	54.55
	14	HOAG Christopher	2	-	8	10	
	4	MCLEAN Braden David Bruce	1	-	1	2	
	2	HOAG Nicholas	-	-	-	-	
	3	HOWATSON Marc Andrew	-	-	-	-	
	6	JANSEN VANDOORN Daniel	-	-	-	-	
	8	DEMAN Colton Gordon Gerard	-	-	-	-	
	9	BLANKENAU Jay Michael	-	-	-	-	
	12	VANBERKEL Lucas Joshua	-	-	-	-	
	15	SANDERS Tyler James	-	-	-	-	
	19	VOTH Christopher Henry Landon	-	-	-	-	
Team Totals			43	1	31	75	57.33



Match No: 14

Match Statistics

статистика

Match Duration: 1h 53m
Attendance: 217

CAN vs MEX

3 1

Teams	Sets	1	2	3	4	Total
CAN	3	21	28	25	25	99
MEX	1	25	26	22	18	91
Playing Time		22m	30m	27m	24m	1h 43m

First Referee: VANAVESKI Kristjan (EST)


Second Referee: KANG Joo Hee (KOR)

MEX - Mexico


Scoring Spike

Limit
15.00%

Rk	No	Name	Spikes	Faults	Shots	Total Attempts	Eff %
1	14	AGUILERA Tomas Alonso	13	2	5	20	55.00
2	1	VALDES Jesus	12	6	10	28	21.43
3	11	ORELLANA Nestor	12	8	12	32	12.50
	3	TOVAR Eduardo	8	3	2	13	
	13	CORDOVA ARVIZU Samuel	4	3	3	10	
	7	BARAJAS Jorge Alejandro	1	1	3	5	
	8	VARGAS OSORIO Daniel	2	-	2	4	
	4	PETRIS Martin Gilberto	-	-	-	-	
	5	LIZARRAGA Efrain Guadalupe	-	-	-	-	
	9	GUERRERO Ismael	-	-	-	-	
	10	MEDINA David Raul	-	-	-	-	
	12	ARANZUBIA Rodolfo	-	-	-	-	
Team Totals			52	23	37	112	25.89

Scoring Block



Rk	No	Name	Kill Blocks	Faults	Rebounds	Total Attempts	Avg by Set
1	14	AGUILERA Tomas Alonso	1	12	6	19	0.25
1	1	VALDES Jesus	1	2	3	6	0.25
1	7	BARAJAS Jorge Alejandro	1	1	3	5	0.25
1	3	TOVAR Eduardo	1	3	-	4	0.25
5	13	CORDOVA ARVIZU Samuel	-	11	10	21	0.00
5	8	VARGAS OSORIO Daniel	-	-	2	2	0.00
5	11	ORELLANA Nestor	-	1	1	2	0.00
	4	PETRIS Martin Gilberto	-	-	-	-	
	5	LIZARRAGA Efrain Guadalupe	-	-	-	-	
	9	GUERRERO Ismael	-	-	-	-	
	10	MEDINA David Raul	-	-	-	-	
	12	ARANZUBIA Rodolfo	-	-	-	-	
Team Totals			4	30	25	59	1.00

Scoring Service


Rk	No	Name	Aces	Faults	Serve Hits	Total Attempts	Avg by Set
1	7	BARAJAS Jorge Alejandro	1	4	12	17	0.25
1	13	CORDOVA ARVIZU Samuel	1	4	10	15	0.25
1	1	VALDES Jesus	1	3	10	14	0.25
4	3	TOVAR Eduardo	-	1	15	16	0.00
4	11	ORELLANA Nestor	-	3	13	16	0.00
4	14	AGUILERA Tomas Alonso	-	-	13	13	0.00
	4	PETRIS Martin Gilberto	-	-	-	-	
	5	LIZARRAGA Efrain Guadalupe	-	-	-	-	
	8	VARGAS OSORIO Daniel	-	-	-	-	
	9	GUERRERO Ismael	-	-	-	-	
	10	MEDINA David Raul	-	-	-	-	
	12	ARANZUBIA Rodolfo	-	-	-	-	
Team Totals			3	15	73	91	0.75

Team

Opponent Errors & Team Faults	32
--	----

Timing and Results provided by  TISSOT



Match No: 14

Match Statistics

статистика

Match Duration: 1h 53m
Attendance: 217

CAN vs MEX


3 1

Teams	Sets	1	2	3	4	Total
CAN	3	21	28	25	25	99
MEX	1	25	26	22	18	91
Playing Time		22m	30m	27m	24m	1h 43m


First Referee: VANAVESKI Kristjan (EST)

Second Referee: KANG Joo Hee (KOR)

MEX - Mexico

Non-Scoring Dig


Rk	No	Name	Digs	Faults	Receptions	Total Attempts	Avg by Set
1	10	MEDINA David Raul	4	4	9	17	1.00
2	1	VALDES Jesus	1	5	5	11	0.25
2	11	ORELLANA Nestor	1	1	6	8	0.25
4	7	BARAJAS Jorge Alejandro	-	2	4	6	0.00
4	3	TOVAR Eduardo	-	2	3	5	0.00
4	14	AGUILERA Tomas Alonso	-	2	2	4	0.00
4	13	CORDOVA ARVIZU Samuel	-	-	3	3	0.00
4	5	LIZARRAGA Efrain Guadalupe	-	2	-	2	0.00
4	12	ARANZUBIA Rodolfo	-	-	1	1	0.00
	4	PETRIS Martin Gilberto	-	-	-	-	-
	8	VARGAS OSORIO Daniel	-	-	-	-	-
	9	GUERRERO Ismael	-	-	-	-	-
Team Totals			6	18	33	57	1.50

Non-Scoring Set


Rk	No	Name	Running Sets	Faults	Still Sets	Total Attempts	Avg by Set
1	7	BARAJAS Jorge Alejandro	38	-	36	74	9.50
2	5	LIZARRAGA Efrain Guadalupe	6	1	4	11	1.50
3	10	MEDINA David Raul	1	1	4	6	0.25
3	1	VALDES Jesus	1	-	3	4	0.25
3	11	ORELLANA Nestor	1	-	3	4	0.25
6	13	CORDOVA ARVIZU Samuel	-	1	4	5	0.00
6	12	ARANZUBIA Rodolfo	-	-	2	2	0.00
6	3	TOVAR Eduardo	-	-	1	1	0.00
6	14	AGUILERA Tomas Alonso	-	-	1	1	0.00
	4	PETRIS Martin Gilberto	-	-	-	-	-
	8	VARGAS OSORIO Daniel	-	-	-	-	-
	9	GUERRERO Ismael	-	-	-	-	-
Team Totals			47	3	58	108	11.75

Non-Scoring Reception

Limit
25.00%

Rk	No	Name	Excellents	Faults	Serve Receptions	Total Attempts	Succ %
1	1	VALDES Jesus	12	-	24	36	33.33
	10	MEDINA David Raul	7	1	10	18	
	3	TOVAR Eduardo	3	4	7	14	
	12	ARANZUBIA Rodolfo	2	-	2	4	
	14	AGUILERA Tomas Alonso	1	-	3	4	
	13	CORDOVA ARVIZU Samuel	-	-	1	1	
	4	PETRIS Martin Gilberto	-	-	-	-	
	5	LIZARRAGA Efrain Guadalupe	-	-	-	-	
	7	BARAJAS Jorge Alejandro	-	-	-	-	
	8	VARGAS OSORIO Daniel	-	-	-	-	
	9	GUERRERO Ismael	-	-	-	-	
	11	ORELLANA Nestor	-	-	-	-	
Team Totals			25	5	47	77	32.47

LEGEND Avg Average Eff% Efficiency Rk Rank Succ% Success %

Timing and Results provided by  TISSOT