



Match No: 4

Match Statistics

статистика

Match Duration: 1h 42m
Attendance: 350

MEX vs CHI

3 1

Teams	Sets	1	2	3	4	Total
MEX	3	25	25	19	25	94
CHI	1	22	20	25	22	89
Playing Time		26m	23m	21m	24m	1h 34m

First Referee: Kang Joo Hee (KOR)


Second Referee: Nesterenko Kirill (RUS)

MEX - Mexico


Scoring Spike

Limit 15.00%

Rk	No	Name	Spikes	Faults	Shots	Total Attempts	Eff %
1	1	VALDES Jesus	11	2	12	25	36.00
2	11	ORELLANA Nestor	15	7	9	31	25.81
	13	CORDOVA ARVIZU Samuel	9	2	5	16	
	14	AGUILERA Tomas Alonso	9	1	1	11	
	3	TOVAR Eduardo	4	2	5	11	
	8	VARGAS OSORIO Daniel	2	2	2	6	
	7	BARAJAS Jorge Alejandro	2	1	1	4	
	10	MEDINA David Raul	-	1	2	3	
	4	PETRIS Martin Gilberto	-	-	-	-	
	5	LIZARRAGA Efrain Guadalupe	-	-	-	-	
	9	GUERRERO Ismael	-	-	-	-	
	12	ARANZUBIA Rodolfo	-	-	-	-	
Team Totals			52	18	37	107	31.78

Scoring Block



Rk	No	Name	Kill Blocks	Faults	Rebounds	Total Attempts	Avg by Set
1	1	VALDES Jesus	4	4	3	11	1.00
2	14	AGUILERA Tomas Alonso	2	7	5	14	0.50
2	11	ORELLANA Nestor	2	3	-	5	0.50
2	8	VARGAS OSORIO Daniel	2	1	-	3	0.50
5	13	CORDOVA ARVIZU Samuel	1	6	4	11	0.25
5	3	TOVAR Eduardo	1	-	-	1	0.25
7	7	BARAJAS Jorge Alejandro	-	1	-	1	0.00
	4	PETRIS Martin Gilberto	-	-	-	-	
	5	LIZARRAGA Efrain Guadalupe	-	-	-	-	
	9	GUERRERO Ismael	-	-	-	-	
	10	MEDINA David Raul	-	-	-	-	
	12	ARANZUBIA Rodolfo	-	-	-	-	
Team Totals			12	22	12	46	3.00

Scoring Service


Rk	No	Name	Aces	Faults	Serve Hits	Total Attempts	Avg by Set
1	1	VALDES Jesus	1	2	15	18	0.25
1	13	CORDOVA ARVIZU Samuel	1	7	10	18	0.25
1	3	TOVAR Eduardo	1	-	15	16	0.25
1	14	AGUILERA Tomas Alonso	1	1	9	11	0.25
5	7	BARAJAS Jorge Alejandro	-	4	16	20	0.00
5	11	ORELLANA Nestor	-	2	9	11	0.00
	4	PETRIS Martin Gilberto	-	-	-	-	
	5	LIZARRAGA Efrain Guadalupe	-	-	-	-	
	8	VARGAS OSORIO Daniel	-	-	-	-	
	9	GUERRERO Ismael	-	-	-	-	
	10	MEDINA David Raul	-	-	-	-	
	12	ARANZUBIA Rodolfo	-	-	-	-	
Team Totals			4	16	74	94	1.00

Team

Opponent Errors & Team Faults	26	1
-------------------------------	----	---

Timing and Results provided by  TISSOT



Match No: 4

Match Statistics

статистика

Match Duration: 1h 42m
Attendance: 350

MEX vs CHI


3 1

Teams	Sets	1	2	3	4	Total
MEX	3	25	25	19	25	94
CHI	1	22	20	25	22	89
Playing Time		26m	23m	21m	24m	1h 34m


First Referee: Kang Joo Hee (KOR)

Second Referee: Nesterenko Kirill (RUS)

MEX - Mexico

Non-Scoring Dig


Rk	No	Name	Digs	Faults	Receptions	Total Attempts	Avg by Set
1	3	TOVAR Eduardo	3	-	3	6	0.75
2	10	MEDINA David Raul	1	4	4	9	0.25
2	13	CORDOVA ARVIZU Samuel	1	1	2	4	0.25
2	5	LIZARRAGA Efrain Guadalupe	1	-	1	2	0.25
2	12	ARANZUBIA Rodolfo	1	-	-	1	0.25
6	14	AGUILERA Tomas Alonso	-	-	5	5	0.00
6	11	ORELLANA Nestor	-	1	3	4	0.00
6	1	VALDES Jesus	-	2	1	3	0.00
6	7	BARAJAS Jorge Alejandro	-	-	2	2	0.00
	4	PETRIS Martin Gilberto	-	-	-	-	-
	8	VARGAS OSORIO Daniel	-	-	-	-	-
	9	GUERRERO Ismael	-	-	-	-	-
Team Totals			7	8	21	36	1.75

Non-Scoring Set


Rk	No	Name	Running Sets	Faults	Still Sets	Total Attempts	Avg by Set
1	7	BARAJAS Jorge Alejandro	34	-	30	64	8.50
2	5	LIZARRAGA Efrain Guadalupe	5	-	4	9	1.25
3	11	ORELLANA Nestor	1	-	1	2	0.25
3	8	VARGAS OSORIO Daniel	1	-	-	1	0.25
3	13	CORDOVA ARVIZU Samuel	1	-	-	1	0.25
6	10	MEDINA David Raul	-	-	6	6	0.00
6	1	VALDES Jesus	-	-	1	1	0.00
6	3	TOVAR Eduardo	-	-	1	1	0.00
	4	PETRIS Martin Gilberto	-	-	-	-	-
	9	GUERRERO Ismael	-	-	-	-	-
	12	ARANZUBIA Rodolfo	-	-	-	-	-
	14	AGUILERA Tomas Alonso	-	-	-	-	-
Team Totals			42		43	85	10.50

Non-Scoring Reception

Limit 25.00%

Rk	No	Name	Excellents	Faults	Serve Receptions	Total Attempts	Succ %
1	10	MEDINA David Raul	15	3	22	40	37.50
	1	VALDES Jesus	4	-	10	14	
	3	TOVAR Eduardo	5	1	7	13	
	12	ARANZUBIA Rodolfo	-	-	3	3	
	14	AGUILERA Tomas Alonso	1	-	1	2	
	5	LIZARRAGA Efrain Guadalupe	-	1	-	1	
	4	PETRIS Martin Gilberto	-	-	-	-	
	7	BARAJAS Jorge Alejandro	-	-	-	-	
	8	VARGAS OSORIO Daniel	-	-	-	-	
	9	GUERRERO Ismael	-	-	-	-	
	11	ORELLANA Nestor	-	-	-	-	
	13	CORDOVA ARVIZU Samuel	-	-	-	-	
Team Totals			25	5	43	73	34.25



Match No: 4

Match Statistics

статистика

Match Duration: 1h 42m
Attendance: 350

MEX vs CHI

3 1

Teams	Sets	1	2	3	4	Total
MEX	3	25	25	19	25	94
CHI	1	22	20	25	22	89
Playing Time		26m	23m	21m	24m	1h 34m

First Referee: Kang Joo Hee (KOR)


Second Referee: Nesterenko Kirill (RUS)

CHI - Chile


Scoring Spike

Limit 15.00%

Rk	No	Name	Spikes	Faults	Shots	Total Attempts	Eff %
1	11	RILLING Alan	11	3	8	22	36.36
	5	PARRAGUIRRE Matias	8	9	11	28	
	1	PARRAGUIRRE Vicente	12	4	-	16	
	3	PARRAGUIRRE Tomas	5	1	9	15	
	2	SALINAS Rodrigo	3	1	4	8	
	9	LOPEZ Cristobal	4	-	3	7	
	13	GOMEZ Felipe	2	1	2	5	
	4	CACERES Carlos	-	-	1	1	
	6	FRAZZONI Roberto	1	-	-	1	
	7	PAPAGALLO Felipe	-	-	1	1	
	8	GONZALEZ Christian	-	-	-	-	
	10	VALENZUELA Diego	-	-	-	-	
Team Totals			46	19	39	104	25.96

Scoring Block



Rk	No	Name	Kill Blocks	Faults	Rebounds	Total Attempts	Avg by Set
1	3	PARRAGUIRRE Tomas	2	5	4	11	0.50
1	6	FRAZZONI Roberto	2	1	1	4	0.50
1	11	RILLING Alan	2	2	-	4	0.50
4	5	PARRAGUIRRE Matias	1	4	7	12	0.25
4	1	PARRAGUIRRE Vicente	1	5	-	6	0.25
4	13	GOMEZ Felipe	1	2	2	5	0.25
7	9	LOPEZ Cristobal	-	3	1	4	0.00
7	4	CACERES Carlos	-	1	1	2	0.00
7	2	SALINAS Rodrigo	-	1	-	1	0.00
	7	PAPAGALLO Felipe	-	-	-	-	
	8	GONZALEZ Christian	-	-	-	-	
	10	VALENZUELA Diego	-	-	-	-	
Team Totals			9	24	16	49	2.25

Scoring Service


Rk	No	Name	Aces	Faults	Serve Hits	Total Attempts	Avg by Set
1	11	RILLING Alan	2	4	11	17	0.50
1	1	PARRAGUIRRE Vicente	2	4	4	10	0.50
3	3	PARRAGUIRRE Tomas	1	1	9	11	0.25
4	5	PARRAGUIRRE Matias	-	1	20	21	0.00
4	13	GOMEZ Felipe	-	1	8	9	0.00
4	6	FRAZZONI Roberto	-	3	4	7	0.00
4	4	CACERES Carlos	-	-	6	6	0.00
4	9	LOPEZ Cristobal	-	-	6	6	0.00
4	2	SALINAS Rodrigo	-	1	1	2	0.00
	7	PAPAGALLO Felipe	-	-	-	-	
	8	GONZALEZ Christian	-	-	-	-	
	10	VALENZUELA Diego	-	-	-	-	
Team Totals			5	15	69	89	1.25

Team

Opponent Errors & Team Faults		
	29	1

Timing and Results provided by  TISSOT



Match No: 4

Match Statistics

статистика

Match Duration: 1h 42m
Attendance: 350


MEX vs CHI
3 1

Teams	Sets	1	2	3	4	Total
MEX	3	25	25	19	25	94
CHI	1	22	20	25	22	89
Playing Time		26m	23m	21m	24m	1h 34m

First Referee: Kang Joo Hee (KOR)

Second Referee: Nesterenko Kirill (RUS)

CHI - Chile

Non-Scoring Dig


Rk	No	Name	Digs	Faults	Receptions	Total Attempts	Avg by Set
1	7	PAPAGALLO Felipe	2	3	7	12	0.50
2	1	PARRAGUIRRE Vicente	1	2	1	4	0.25
3	11	RILLING Alan	-	-	6	6	0.00
3	5	PARRAGUIRRE Matias	-	-	4	4	0.00
3	6	FRAZZONI Roberto	-	-	3	3	0.00
3	13	GOMEZ Felipe	-	1	2	3	0.00
3	3	PARRAGUIRRE Tomas	-	-	2	2	0.00
3	2	SALINAS Rodrigo	-	1	1	2	0.00
3	4	CACERES Carlos	-	-	1	1	0.00
3	9	LOPEZ Cristobal	-	-	1	1	0.00
	8	GONZALEZ Christian	-	-	-	-	
	10	VALENZUELA Diego	-	-	-	-	
Team Totals			3	7	28	38	0.75

Non-Scoring Set



Rk	No	Name	Running Sets	Faults	Still Sets	Total Attempts	Avg by Set
1	6	FRAZZONI Roberto	18	1	28	47	4.50
2	4	CACERES Carlos	17	-	18	35	4.25
3	7	PAPAGALLO Felipe	1	-	2	3	0.25
3	5	PARRAGUIRRE Matias	1	-	-	1	0.25
5	11	RILLING Alan	-	-	2	2	0.00
5	2	SALINAS Rodrigo	-	1	-	1	0.00
	1	PARRAGUIRRE Vicente	-	-	-	-	
	3	PARRAGUIRRE Tomas	-	-	-	-	
	8	GONZALEZ Christian	-	-	-	-	
	9	LOPEZ Cristobal	-	-	-	-	
	10	VALENZUELA Diego	-	-	-	-	
	13	GOMEZ Felipe	-	-	-	-	
Team Totals			37	2	50	89	9.25

Non-Scoring Reception

Limit 25.00%

Rk	No	Name	Excellents	Faults	Serve Receptions	Total Attempts	Succ %
1	1	PARRAGUIRRE Vicente	10	1	10	21	47.62
2	5	PARRAGUIRRE Matias	10	1	12	23	43.48
3	7	PAPAGALLO Felipe	11	2	15	28	39.29
	2	SALINAS Rodrigo	1	-	2	3	
	3	PARRAGUIRRE Tomas	-	-	-	-	
	4	CACERES Carlos	-	-	-	-	
	6	FRAZZONI Roberto	-	-	-	-	
	8	GONZALEZ Christian	-	-	-	-	
	9	LOPEZ Cristobal	-	-	-	-	
	10	VALENZUELA Diego	-	-	-	-	
	11	RILLING Alan	-	-	-	-	
	13	GOMEZ Felipe	-	-	-	-	
Team Totals			32	4	39	75	42.67

LEGEND Avg Average Eff% Efficiency Rk Rank Succ% Success %

Timing and Results provided by  TISSOT