



THU 11 JUL 2013
18:00
19:35

Match No: 40

Match Statistics

статистика

Match Duration: 1h 35m
Attendance: 900

POL vs BRA
3 0

Teams	Sets	1	2	3	Total
POL	3	27	25	25	77
BRA	0	25	23	17	65
Playing Time		30m	30m	29m	1h 29m

First Referee: MOUSSEAU Malcolm Richard (CAN)


Second Referee: BERDNIKOV Maxim (RUS)

POL - Poland


Scoring Spike

Limit
15.00%

Rk	No	Name	Spikes	Faults	Shots	Total Attempts	Eff %
1	13	WIERZBOWSKI Krzysztof	12	3	8	23	39.13
2	12	BOCIEK Grzegorz	16	4	12	32	37.50
3	15	FERENS Wojciech	7	2	6	15	33.33
	5	KLOS Karol	5	2	5	12	
	11	ZAJDER Maciej	2	2	3	7	
	4	WLODARCZYK Wojciech	1	2	1	4	
	2	POPIK Kacper	-	-	-	-	
	3	LOMACZ Grzegorz	-	-	-	-	
	7	HEBDA Milosz	-	-	-	-	
	10	ZALINSKI Wosjciech	-	-	-	-	
	16	HAIN Piotr	-	-	-	-	
	18	WOJTASZEK Damian	-	-	-	-	
Team Totals			43	15	35	93	30.11

Scoring Block



Rk	No	Name	Kill Blocks	Faults	Rebounds	Total Attempts	Avg by Set
1	11	ZAJDER Maciej	5	7	6	18	1.67
2	5	KLOS Karol	3	4	4	11	1.00
3	12	BOCIEK Grzegorz	2	5	2	9	0.67
4	13	WIERZBOWSKI Krzysztof	1	3	2	6	0.33
4	15	FERENS Wojciech	1	2	2	5	0.33
6	3	LOMACZ Grzegorz	-	4	2	6	0.00
6	4	WLODARCZYK Wojciech	-	1	2	3	0.00
	2	POPIK Kacper	-	-	-	-	
	7	HEBDA Milosz	-	-	-	-	
	10	ZALINSKI Wosjciech	-	-	-	-	
	16	HAIN Piotr	-	-	-	-	
	18	WOJTASZEK Damian	-	-	-	-	
Team Totals			12	26	20	58	4.00

Scoring Service


Rk	No	Name	Aces	Faults	Serve Hits	Total Attempts	Avg by Set
1	13	WIERZBOWSKI Krzysztof	2	4	10	16	0.67
1	15	FERENS Wojciech	2	2	5	9	0.67
3	11	ZAJDER Maciej	1	1	7	9	0.33
4	5	KLOS Karol	-	-	14	14	0.00
4	12	BOCIEK Grzegorz	-	2	10	12	0.00
4	3	LOMACZ Grzegorz	-	-	8	8	0.00
4	16	HAIN Piotr	-	-	5	5	0.00
4	4	WLODARCZYK Wojciech	-	1	1	2	0.00
	2	POPIK Kacper	-	-	-	-	
	7	HEBDA Milosz	-	-	-	-	
	10	ZALINSKI Wosjciech	-	-	-	-	
	18	WOJTASZEK Damian	-	-	-	-	
Team Totals			5	10	60	75	1.67

Team

Opponent Errors & Team Faults	17
--	----

Timing and Results provided by  TISSOT



THU 11 JUL 2013
18:00
19:35

Match No: 40

Match Statistics

статистика

Match Duration: 1h 35m
Attendance: 900


POL vs BRA
3 0

Teams	Sets	1	2	3	Total
POL	3	27	25	25	77
BRA	0	25	23	17	65
Playing Time		30m	30m	29m	1h 29m

First Referee: MOUSSEAU Malcolm Richard (CAN)

Second Referee: BERDNIKOV Maxim (RUS)

POL - Poland

Non-Scoring Dig


Rk	No	Name	Digs	Faults	Receptions	Total Attempts	Avg by Set
1	18	WOJTASZEK Damian	5	4	16	25	1.67
1	13	WIERZBOWSKI Krzysztof	5	-	10	15	1.67
3	12	BOCIEK Grzegorz	1	1	5	7	0.33
4	3	LOMACZ Grzegorz	-	1	7	8	0.00
4	5	KLOS Karol	-	1	2	3	0.00
4	11	ZAJDER Maciej	-	1	2	3	0.00
4	15	FERENS Wojciech	-	-	2	2	0.00
	2	POPIK Kacper	-	-	-	-	
	4	WLODARCZYK Wojciech	-	-	-	-	
	7	HEBDA Milosz	-	-	-	-	
	10	ZALINSKI Wojciech	-	-	-	-	
	16	HAIN Piotr	-	-	-	-	
Team Totals			11	8	44	63	3.67


Non-Scoring Set


Rk	No	Name	Running Sets	Faults	Still Sets	Total Attempts	Avg by Set
1	3	LOMACZ Grzegorz	40	1	41	82	13.33
2	18	WOJTASZEK Damian	1	-	2	3	0.33
3	15	FERENS Wojciech	-	-	3	3	0.00
3	5	KLOS Karol	-	-	1	1	0.00
	2	POPIK Kacper	-	-	-	-	
	4	WLODARCZYK Wojciech	-	-	-	-	
	7	HEBDA Milosz	-	-	-	-	
	10	ZALINSKI Wojciech	-	-	-	-	
	11	ZAJDER Maciej	-	-	-	-	
	12	BOCIEK Grzegorz	-	-	-	-	
	13	WIERZBOWSKI Krzysztof	-	-	-	-	
	16	HAIN Piotr	-	-	-	-	
Team Totals			41	1	47	89	13.67

Non-Scoring Reception

Limit 25.00%

Rk	No	Name	Excellents	Faults	Serve Receptions	Total Attempts	Succ %
1	13	WIERZBOWSKI Krzysztof	13	3	17	33	39.39
	18	WOJTASZEK Damian	5	-	3	8	
	15	FERENS Wojciech	4	-	2	6	
	4	WLODARCZYK Wojciech	-	2	2	4	
	5	KLOS Karol	-	-	2	2	
	3	LOMACZ Grzegorz	1	-	-	1	
	11	ZAJDER Maciej	1	-	-	1	
	2	POPIK Kacper	-	-	-	-	
	7	HEBDA Milosz	-	-	-	-	
	10	ZALINSKI Wojciech	-	-	-	-	
	12	BOCIEK Grzegorz	-	-	-	-	
	16	HAIN Piotr	-	-	-	-	
Team Totals			24	5	26	55	43.64

Timing and Results provided by  TISSOT



Match No: 40

Match Statistics

статистика

Match Duration: 1h 35m
Attendance: 900

POL vs BRA
3 0

Teams	Sets	1	2	3	Total
POL	3	27	25	25	77
BRA	0	25	23	17	65
	Playing Time	30m	30m	29m	1h 29m

First Referee: MOUSSEAU Malcolm Richard (CAN)


Second Referee: BERDNIKOV Maxim (RUS)

BRA - Brazil


Scoring Spike

Limit 15.00%

Rk	No	Name	Spikes	Faults	Shots	Total Attempts	Eff %
1	12	CIRQUERA Pablo	9	3	8	20	30.00
2	8	SILVA Vivalde	7	2	15	24	20.83
3	9	PINHEIRO Leonardo	4	3	11	18	5.56
	6	PERES Victor	4	5	5	14	
	7	LIMA Lucas	5	-	1	6	
	5	SILVA Petrus	2	1	3	6	
	1	JERONYMO Fabiano	1	1	3	5	
	2	SOARES Igor	-	3	2	5	
	4	SILVA Hugo	2	-	2	4	
	10	SILVA Alisson	-	1	3	4	
	3	CRUVINEL Renato	-	-	-	-	
	11	MORAES Gian	-	-	-	-	
Team Totals			34	19	53	106	14.15

Scoring Block



Rk	No	Name	Kill Blocks	Faults	Rebounds	Total Attempts	Avg by Set
1	7	LIMA Lucas	2	6	8	16	0.67
1	5	SILVA Petrus	2	3	3	8	0.67
3	12	CIRQUERA Pablo	1	5	2	8	0.33
3	6	PERES Victor	1	4	1	6	0.33
3	8	SILVA Vivalde	1	2	2	5	0.33
6	10	SILVA Alisson	-	6	1	7	0.00
6	9	PINHEIRO Leonardo	-	4	1	5	0.00
6	2	SOARES Igor	-	2	-	2	0.00
6	1	JERONYMO Fabiano	-	1	-	1	0.00
	3	CRUVINEL Renato	-	-	-	-	
	4	SILVA Hugo	-	-	-	-	
	11	MORAES Gian	-	-	-	-	
Team Totals			7	33	18	58	2.33

Scoring Service


Rk	No	Name	Aces	Faults	Serve Hits	Total Attempts	Avg by Set
1	10	SILVA Alisson	2	-	9	11	0.67
1	8	SILVA Vivalde	2	1	5	8	0.67
3	7	LIMA Lucas	1	2	6	9	0.33
4	1	JERONYMO Fabiano	-	3	11	14	0.00
4	12	CIRQUERA Pablo	-	2	9	11	0.00
4	6	PERES Victor	-	2	5	7	0.00
4	2	SOARES Igor	-	-	2	2	0.00
4	5	SILVA Petrus	-	-	2	2	0.00
4	3	CRUVINEL Renato	-	-	1	1	0.00
4	4	SILVA Hugo	-	-	1	1	0.00
4	9	PINHEIRO Leonardo	-	-	1	1	0.00
	11	MORAES Gian	-	-	-	-	
Team Totals			5	10	52	67	1.67

Team

Opponent Errors & Team Faults	19
-------------------------------	----

Timing and Results provided by  TISSOT



THU 11 JUL 2013
18:00
19:35

Match No: 40

Match Statistics
статистика

Match Duration: 1h 35m
Attendance: 900


POL vs BRA
3 0

Teams	Sets	1	2	3	Total
POL	3	27	25	25	77
BRA	0	25	23	17	65
Playing Time		30m	30m	29m	1h 29m


First Referee: MOUSSEAU Malcolm Richard (CAN)

Second Referee: BERDNIKOV Maxim (RUS)

BRA - Brazil

Non-Scoring Dig


Rk	No	Name	Digs	Faults	Receptions	Total Attempts	Avg by Set
1	11	MORAES Gian	10	6	10	26	3.33
2	1	JERONYMO Fabiano	2	1	6	9	0.67
2	12	CIRQUERA Pablo	2	2	4	8	0.67
2	9	PINHEIRO Leonardo	2	1	1	4	0.67
5	2	SOARES Igor	1	-	4	5	0.33
6	7	LIMA Lucas	-	1	3	4	0.00
6	3	CRUVINEL Renato	-	-	3	3	0.00
6	4	SILVA Hugo	-	-	1	1	0.00
6	6	PERES Victor	-	-	1	1	0.00
6	8	SILVA Vivalde	-	-	1	1	0.00
	5	SILVA Petrus	-	-	-	-	-
	10	SILVA Alisson	-	-	-	-	-
Team Totals			17	11	34	62	5.67

Non-Scoring Set



Rk	No	Name	Running Sets	Faults	Still Sets	Total Attempts	Avg by Set
1	1	JERONYMO Fabiano	22	-	38	60	7.33
2	3	CRUVINEL Renato	6	-	8	14	2.00
3	10	SILVA Alisson	1	-	1	2	0.33
4	11	MORAES Gian	-	-	6	6	0.00
4	12	CIRQUERA Pablo	-	-	5	5	0.00
4	9	PINHEIRO Leonardo	-	-	3	3	0.00
4	5	SILVA Petrus	-	-	2	2	0.00
4	6	PERES Victor	-	-	2	2	0.00
4	2	SOARES Igor	-	-	1	1	0.00
4	7	LIMA Lucas	-	-	1	1	0.00
	4	SILVA Hugo	-	-	-	-	-
	8	SILVA Vivalde	-	-	-	-	-
Team Totals			29		67	96	9.67

Non-Scoring Reception

Limit 25.00%

Rk	No	Name	Excellents	Faults	Serve Receptions	Total Attempts	Succ %
1	11	MORAES Gian	10	2	6	18	55.56
2	12	CIRQUERA Pablo	8	1	12	21	38.10
3	6	PERES Victor	5	2	8	15	33.33
	2	SOARES Igor	1	-	3	4	
	4	SILVA Hugo	2	-	2	4	
	1	JERONYMO Fabiano	-	-	1	1	
	3	CRUVINEL Renato	-	-	-	-	
	5	SILVA Petrus	-	-	-	-	
	7	LIMA Lucas	-	-	-	-	
	8	SILVA Vivalde	-	-	-	-	
	9	PINHEIRO Leonardo	-	-	-	-	
	10	SILVA Alisson	-	-	-	-	
Team Totals			26	5	32	63	41.27

LEGEND Avg Average Eff% Efficiency Rk Rank Succ% Success %

Timing and Results provided by  TISSOT