



THU 11 JUL 2013  
13:00  
14:14

Match No: 38

### Match Statistics

статистика

Match Duration: 1h 14m  
Attendance: 750

CHN vs AUS  
0 3

Teams	Sets	1	2	3	Total
CHN	0	20	17	18	55
AUS	3	25	25	25	75
	Playing Time	22m	22m	24m	1h 08m

First Referee: OLEJNIK Vladimir (RUS)


Second Referee: VANAVESKI Kristjan (EST)

### CHN - China


Scoring Spike

Limit 15.00%

Rk	No	Name	Spikes	Faults	Shots	Total Attempts	Eff %
1	11	YUAN Huilong	6	-	6	12	50.00
2	4	CAO Hailun	12	5	7	24	29.17
	8	SUN Yubo	4	2	4	10	
	1	TANG Pishengyu	4	3	1	8	
	2	LI Chenhao	1	4	2	7	
	3	LIN Bo	2	1	3	6	
	9	WANG Xi	2	3	1	6	
	10	SUN Gongping	1	-	-	1	
	5	WANG Yang	-	-	-	-	
	12	KANG Long	-	-	-	-	
	18	XU Xin	-	-	-	-	
<b>Team Totals</b>			32	18	24	74	18.92

Scoring Block


Rk	No	Name	Kill Blocks	Faults	Rebounds	Total Attempts	Avg by Set
1	3	LIN Bo	1	6	-	7	0.33
1	4	CAO Hailun	1	2	1	4	0.33
1	8	SUN Yubo	1	-	2	3	0.33
4	11	YUAN Huilong	-	11	4	15	0.00
4	2	LI Chenhao	-	3	-	3	0.00
4	1	TANG Pishengyu	-	-	2	2	0.00
4	10	SUN Gongping	-	-	2	2	0.00
	5	WANG Yang	-	-	-	-	
	9	WANG Xi	-	-	-	-	
	12	KANG Long	-	-	-	-	
	18	XU Xin	-	-	-	-	
<b>Team Totals</b>			3	22	11	36	1.00

Scoring Service


Rk	No	Name	Aces	Faults	Serve Hits	Total Attempts	Avg by Set
1	4	CAO Hailun	1	3	9	13	0.33
1	11	YUAN Huilong	1	-	10	11	0.33
3	3	LIN Bo	-	1	10	11	0.00
3	8	SUN Yubo	-	2	7	9	0.00
3	9	WANG Xi	-	2	3	5	0.00
3	1	TANG Pishengyu	-	-	4	4	0.00
3	2	LI Chenhao	-	1	1	2	0.00
3	10	SUN Gongping	-	-	1	1	0.00
	5	WANG Yang	-	-	-	-	
	12	KANG Long	-	-	-	-	
	18	XU Xin	-	-	-	-	
<b>Team Totals</b>			2	9	45	56	0.67

Team
<b>Opponent Errors &amp; Team Faults</b>

18
----



THU 11 JUL 2013  
13:00  
14:14

Match No: 38

### Match Statistics

статистика

Match Duration: 1h 14m  
Attendance: 750


CHN vs AUS  
0 3

Teams	Sets	1	2	3	Total
CHN	0	20	17	18	55
AUS	3	25	25	25	75
	Playing Time	22m	22m	24m	1h 08m


First Referee: OLEJNIK Vladimir (RUS)

Second Referee: VANAVESKI Kristjan (EST)

### CHN - China

Non-Scoring Dig


Rk	No	Name	Digs	Faults	Receptions	Total Attempts	Avg by Set
1	18	XU Xin	2	2	4	8	0.67
2	8	SUN Yubo	1	4	7	12	0.33
2	1	TANG Pishengyu	1	2	1	4	0.33
4	4	CAO Hailun	-	2	6	8	0.00
4	9	WANG Xi	-	1	2	3	0.00
4	3	LIN Bo	-	-	2	2	0.00
4	11	YUAN Huilong	-	-	2	2	0.00
4	2	LI Chenhao	-	1	1	2	0.00
4	10	SUN Gongping	-	1	1	2	0.00
	5	WANG Yang	-	-	-	-	-
	12	KANG Long	-	-	-	-	-
<b>Team Totals</b>			4	13	26	43	1.33


Non-Scoring Set


Rk	No	Name	Running Sets	Faults	Still Sets	Total Attempts	Avg by Set
1	8	SUN Yubo	17	-	18	35	5.67
2	10	SUN Gongping	9	-	14	23	3.00
3	4	CAO Hailun	2	-	2	4	0.67
4	18	XU Xin	-	-	2	2	0.00
4	1	TANG Pishengyu	-	-	1	1	0.00
4	2	LI Chenhao	-	-	1	1	0.00
	3	LIN Bo	-	-	-	-	-
	5	WANG Yang	-	-	-	-	-
	9	WANG Xi	-	-	-	-	-
	11	YUAN Huilong	-	-	-	-	-
	12	KANG Long	-	-	-	-	-
<b>Team Totals</b>			28		38	66	9.33

Non-Scoring Reception

<b>Limit</b>
<b>25.00%</b>

Rk	No	Name	Excellents	Faults	Serve Receptions	Total Attempts	Succ %
1	1	TANG Pishengyu	3	2	15	20	15.00
	9	WANG Xi	4	2	5	11	
	18	XU Xin	3	1	6	10	
	2	LI Chenhao	-	4	5	9	
	8	SUN Yubo	1	3	4	8	
	4	CAO Hailun	-	-	1	1	
	11	YUAN Huilong	-	-	1	1	
	3	LIN Bo	-	-	-	-	
	5	WANG Yang	-	-	-	-	
	10	SUN Gongping	-	-	-	-	
	12	KANG Long	-	-	-	-	
<b>Team Totals</b>			11	12	37	60	18.33

Timing and Results provided by  TISSOT



THU 11 JUL 2013  
13:00  
14:14

Match No: 38

### Match Statistics

статистика

Match Duration: 1h 14m  
Attendance: 750

CHN vs AUS  
0 3

Teams	Sets	1	2	3	Total
CHN	0	20	17	18	55
AUS	3	25	25	25	75
	Playing Time	22m	22m	24m	1h 08m

First Referee: OLEJNIK Vladimir (RUS)

Second Referee: VANAVESKI Kristjan (EST)

### AUS - Australia

Scoring Spike

Limit 15.00%

Rk	No	Name	Spikes	Faults	Shots	Total Attempts	Eff %
1	13	WALKER Samuel	14	-	6	20	70.00
2	4	STAPLES Max	8	1	7	16	43.75
	2	GUYMER Jacob	6	1	2	9	
	17	DOUGLAS-POWELL Thomas	2	5	2	9	
	8	MILLERS Brad	5	1	2	8	
	14	SUKOCHEV Grigory	-	-	2	2	
	1	GRAHAM Beau	-	-	-	-	
	3	MORROW Christopher	-	-	-	-	
	10	BELL Benjamin	-	-	-	-	
	11	PERRY Luke	-	-	-	-	
	15	McMullin Alexander	-	-	-	-	
	16	SMITH Luke Dwi Putra	-	-	-	-	
<b>Team Totals</b>			35	8	21	64	42.19

Scoring Block


Rk	No	Name	Kill Blocks	Faults	Rebounds	Total Attempts	Avg by Set
1	2	GUYMER Jacob	6	6	7	19	2.00
2	8	MILLERS Brad	1	3	3	7	0.33
2	14	SUKOCHEV Grigory	1	1	1	3	0.33
2	10	BELL Benjamin	1	2	-	3	0.33
5	4	STAPLES Max	-	3	5	8	0.00
5	13	WALKER Samuel	-	1	-	1	0.00
	1	GRAHAM Beau	-	-	-	-	
	3	MORROW Christopher	-	-	-	-	
	11	PERRY Luke	-	-	-	-	
	15	McMullin Alexander	-	-	-	-	
	16	SMITH Luke Dwi Putra	-	-	-	-	
	17	DOUGLAS-POWELL Thomas	-	-	-	-	
<b>Team Totals</b>			9	16	16	41	3.00

Scoring Service


Rk	No	Name	Aces	Faults	Serve Hits	Total Attempts	Avg by Set
1	17	DOUGLAS-POWELL Thomas	4	3	6	13	1.33
2	8	MILLERS Brad	3	3	7	13	1.00
3	1	GRAHAM Beau	2	2	2	6	0.67
4	2	GUYMER Jacob	1	-	9	10	0.33
4	4	STAPLES Max	1	1	7	9	0.33
4	14	SUKOCHEV Grigory	1	-	6	7	0.33
7	13	WALKER Samuel	-	1	13	14	0.00
7	10	BELL Benjamin	-	1	1	2	0.00
	3	MORROW Christopher	-	-	-	-	
	11	PERRY Luke	-	-	-	-	
	15	McMullin Alexander	-	-	-	-	
	16	SMITH Luke Dwi Putra	-	-	-	-	
<b>Team Totals</b>			12	11	51	74	4.00

Team

Opponent Errors & Team Faults	19	2
-------------------------------	----	---

Timing and Results provided by  TISSOT



THU 11 JUL 2013  
13:00  
14:14

Match No: 38

### Match Statistics

статистика

Match Duration: 1h 14m  
Attendance: 750


CHN vs AUS  
0 3

Teams	Sets	1	2	3	Total
CHN	0	20	17	18	55
AUS	3	25	25	25	75
Playing Time		22m	22m	24m	1h 08m


First Referee: OLEJNIK Vladimir (RUS)

Second Referee: VANAVESKI Kristjan (EST)

### AUS - Australia

Non-Scoring Dig


Rk	No	Name	Digs	Faults	Receptions	Total Attempts	Avg by Set
1	4	STAPLES Max	2	3	-	5	0.67
2	13	WALKER Samuel	1	3	5	9	0.33
2	17	DOUGLAS-POWELL Thomas	1	4	3	8	0.33
2	11	PERRY Luke	1	2	2	5	0.33
5	14	SUKOCHEV Grigory	-	3	4	7	0.00
5	8	MILLERS Brad	-	1	2	3	0.00
5	10	BELL Benjamin	-	-	1	1	0.00
5	2	GUYMER Jacob	-	1	-	1	0.00
	1	GRAHAM Beau	-	-	-	-	-
	3	MORROW Christopher	-	-	-	-	-
	15	McMullin Alexander	-	-	-	-	-
	16	SMITH Luke Dwi Putra	-	-	-	-	-
<b>Team Totals</b>			5	17	17	39	1.67

Non-Scoring Set


Rk	No	Name	Running Sets	Faults	Still Sets	Total Attempts	Avg by Set
1	14	SUKOCHEV Grigory	24	-	12	36	8.00
2	10	BELL Benjamin	8	-	6	14	2.67
3	11	PERRY Luke	2	-	4	6	0.67
4	4	STAPLES Max	1	-	-	1	0.33
5	8	MILLERS Brad	-	-	2	2	0.00
5	13	WALKER Samuel	-	-	1	1	0.00
	1	GRAHAM Beau	-	-	-	-	-
	2	GUYMER Jacob	-	-	-	-	-
	3	MORROW Christopher	-	-	-	-	-
	15	McMullin Alexander	-	-	-	-	-
	16	SMITH Luke Dwi Putra	-	-	-	-	-
	17	DOUGLAS-POWELL Thomas	-	-	-	-	-
<b>Team Totals</b>			35		25	60	11.67

Non-Scoring Reception

<b>Limit</b> 25.00%

Rk	No	Name	Excellents	Faults	Serve Receptions	Total Attempts	Succ %
1	11	PERRY Luke	11	2	9	22	50.00
	17	DOUGLAS-POWELL Thomas	7	-	7	14	
	4	STAPLES Max	5	-	4	9	
	14	SUKOCHEV Grigory	1	-	-	1	
	1	GRAHAM Beau	-	-	-	-	
	2	GUYMER Jacob	-	-	-	-	
	3	MORROW Christopher	-	-	-	-	
	8	MILLERS Brad	-	-	-	-	
	10	BELL Benjamin	-	-	-	-	
	13	WALKER Samuel	-	-	-	-	
	15	McMullin Alexander	-	-	-	-	
	16	SMITH Luke Dwi Putra	-	-	-	-	
<b>Team Totals</b>			24	2	20	46	52.17

LEGEND Avg Average Eff% Efficiency Rk Rank Succ% Success %

Timing and Results provided by  TISSOT