



MI 10 JUL 2013
18:00
20:09

Match No: 35

Match Statistics

статистика

Match Duration: 2h 09m
Attendance: 160

AUS vs POL
2 3

Teams	Sets	1	2	3	4	5	Total
AUS	2	25	25	14	19	13	96
POL	3	22	23	25	25	15	110
	Playing Time	25m	27m	24m	24m	17m	1h 57m

First Referee:

Second Referee:

AUS - Australia

Scoring Spike

Limit 15.00%

Rk	No	Name	Spikes	Faults	Shots	Total Attempts	Eff %
1	4	STAPLES Max	16	6	8	30	33.33
2	17	DOUGLAS-POWELL Thomas	13	6	8	27	25.93
3	13	WALKER Samuel	13	7	15	35	17.14
	2	GUYMER Jacob	6	-	5	11	
	14	SUKOCHEV Grigory	2	2	2	6	
	1	GRAHAM Beau	1	1	2	4	
	8	MILLERS Brad	-	-	2	2	
	3	MORROW Christopher	-	-	-	-	
	10	BELL Benjamin	-	-	-	-	
	11	PERRY Luke	-	-	-	-	
	15	McMullin Alexander	-	-	-	-	
	16	SMITH Luke Dwi Putra	-	-	-	-	
Team Totals			51	22	42	115	25.22

Scoring Block



Rk	No	Name	Kill Blocks	Faults	Rebounds	Total Attempts	Avg by Set
1	4	STAPLES Max	3	3	4	10	0.60
1	17	DOUGLAS-POWELL Thomas	3	5	2	10	0.60
3	2	GUYMER Jacob	2	9	7	18	0.40
3	8	MILLERS Brad	2	6	2	10	0.40
5	14	SUKOCHEV Grigory	1	5	6	12	0.20
5	1	GRAHAM Beau	1	7	-	8	0.20
5	10	BELL Benjamin	1	2	-	3	0.20
8	13	WALKER Samuel	-	5	-	5	0.00
	3	MORROW Christopher	-	-	-	-	
	11	PERRY Luke	-	-	-	-	
	15	McMullin Alexander	-	-	-	-	
	16	SMITH Luke Dwi Putra	-	-	-	-	
Team Totals			13	42	21	76	2.60

Scoring Service


Rk	No	Name	Aces	Faults	Serve Hits	Total Attempts	Avg by Set
1	13	WALKER Samuel	1	2	22	25	0.20
1	17	DOUGLAS-POWELL Thomas	1	4	8	13	0.20
1	8	MILLERS Brad	1	2	8	11	0.20
1	1	GRAHAM Beau	1	4	1	6	0.20
5	4	STAPLES Max	-	1	18	19	0.00
5	2	GUYMER Jacob	-	-	14	14	0.00
5	14	SUKOCHEV Grigory	-	-	9	9	0.00
	3	MORROW Christopher	-	-	-	-	
	10	BELL Benjamin	-	-	-	-	
	11	PERRY Luke	-	-	-	-	
	15	McMullin Alexander	-	-	-	-	
	16	SMITH Luke Dwi Putra	-	-	-	-	
Team Totals			4	13	80	97	0.80

Team

Opponent Errors & Team Faults	28	1
-------------------------------	----	---

Timing and Results provided by  TISSOT



MI 10 JUL 2013
18:00
20:09

Match No: 35

Match Statistics
статистика

Match Duration: 2h 09m
Attendance: 160

AUS vs POL
2 3

Teams	Sets	1	2	3	4	5	Total
AUS	2	25	25	14	19	13	96
POL	3	22	23	25	25	15	110
	Playing Time	25m	27m	24m	24m	17m	1h 57m

First Referee:

Second Referee:

AUS - Australia

Non-Scoring Dig


Rk	No	Name	Digs	Faults	Receptions	Total Attempts	Avg by Set
1	11	PERRY Luke	5	5	6	16	1.00
2	14	SUKOCHEV Grigory	2	1	5	8	0.40
2	17	DOUGLAS-POWELL Thomas	2	2	4	8	0.40
4	13	WALKER Samuel	-	2	9	11	0.00
4	4	STAPLES Max	-	4	2	6	0.00
4	2	GUYMER Jacob	-	1	-	1	0.00
4	8	MILLERS Brad	-	1	-	1	0.00
	1	GRAHAM Beau	-	-	-	-	
	3	MORROW Christopher	-	-	-	-	
	10	BELL Benjamin	-	-	-	-	
	15	McMullin Alexander	-	-	-	-	
	16	SMITH Luke Dwi Putra	-	-	-	-	
Team Totals			9	16	26	51	1.80

Non-Scoring Set


Rk	No	Name	Running Sets	Faults	Still Sets	Total Attempts	Avg by Set
1	14	SUKOCHEV Grigory	37	-	35	72	7.40
2	4	STAPLES Max	2	-	5	7	0.40
2	10	BELL Benjamin	2	-	-	2	0.40
4	11	PERRY Luke	1	1	7	9	0.20
4	17	DOUGLAS-POWELL Thomas	1	-	1	2	0.20
6	1	GRAHAM Beau	-	-	1	1	0.00
6	13	WALKER Samuel	-	-	1	1	0.00
	2	GUYMER Jacob	-	-	-	-	
	3	MORROW Christopher	-	-	-	-	
	8	MILLERS Brad	-	-	-	-	
	15	McMullin Alexander	-	-	-	-	
	16	SMITH Luke Dwi Putra	-	-	-	-	
Team Totals			43	1	50	94	8.60

Non-Scoring Reception

Limit 25.00%

Rk	No	Name	Excellents	Faults	Serve Receptions	Total Attempts	Succ %
1	17	DOUGLAS-POWELL Thomas	14	6	16	36	38.89
2	4	STAPLES Max	11	3	17	31	35.48
3	11	PERRY Luke	8	2	13	23	34.78
	8	MILLERS Brad	-	-	1	1	
	1	GRAHAM Beau	-	-	-	-	
	2	GUYMER Jacob	-	-	-	-	
	3	MORROW Christopher	-	-	-	-	
	10	BELL Benjamin	-	-	-	-	
	13	WALKER Samuel	-	-	-	-	
	14	SUKOCHEV Grigory	-	-	-	-	
	15	McMullin Alexander	-	-	-	-	
	16	SMITH Luke Dwi Putra	-	-	-	-	
Team Totals			33	11	47	91	36.26



MI 10 JUL 2013
18:00
20:09

Match No: 35

Match Statistics

статистика

Match Duration: 2h 09m
Attendance: 160

AUS vs POL
2 3

Teams	Sets	1	2	3	4	5	Total
AUS	2	25	25	14	19	13	96
POL	3	22	23	25	25	15	110
	Playing Time	25m	27m	24m	24m	17m	1h 57m

First Referee:


Second Referee:

POL - Poland


Scoring Spike

Limit 15.00%

Rk	No	Name	Spikes	Faults	Shots	Total Attempts	Eff %
1	4	WLODARCZYK Wojciech	14	7	13	34	20.59
2	12	BOCIEK Grzegorz	16	9	15	40	17.50
	13	WIERZBOWSKI Krzysztof	9	4	3	16	
	10	ZALINSKI Wosjciech	3	4	4	11	
	7	HEBDA Milosz	5	1	4	10	
	11	ZAJDER Maciej	6	1	3	10	
	5	KLOS Karol	7	-	2	9	
	3	LOMACZ Grzegorz	1	1	2	4	
	2	POPIK Kacper	-	-	-	-	
	15	FERENS Wojciech	-	-	-	-	
	16	HAIN Piotr	-	-	-	-	
	18	WOJTASZEK Damian	-	-	-	-	
Team Totals			61	27	46	134	25.37

Scoring Block


Rk	No	Name	Kill Blocks	Faults	Rebounds	Total Attempts	Avg by Set
1	11	ZAJDER Maciej	7	13	7	27	1.40
2	5	KLOS Karol	2	3	1	6	0.40
3	12	BOCIEK Grzegorz	1	3	4	8	0.20
4	3	LOMACZ Grzegorz	-	6	5	11	0.00
4	13	WIERZBOWSKI Krzysztof	-	1	4	5	0.00
4	4	WLODARCZYK Wojciech	-	2	2	4	0.00
4	7	HEBDA Milosz	-	2	2	4	0.00
4	10	ZALINSKI Wosjciech	-	1	-	1	0.00
	2	POPIK Kacper	-	-	-	-	
	15	FERENS Wojciech	-	-	-	-	
	16	HAIN Piotr	-	-	-	-	
	18	WOJTASZEK Damian	-	-	-	-	
Team Totals			10	31	25	66	2.00

Scoring Service


Rk	No	Name	Aces	Faults	Serve Hits	Total Attempts	Avg by Set
1	11	ZAJDER Maciej	5	3	12	20	1.00
2	12	BOCIEK Grzegorz	3	3	11	17	0.60
3	4	WLODARCZYK Wojciech	2	2	10	14	0.40
4	5	KLOS Karol	1	2	20	23	0.20
5	3	LOMACZ Grzegorz	-	1	13	14	0.00
5	7	HEBDA Milosz	-	-	7	7	0.00
5	13	WIERZBOWSKI Krzysztof	-	2	5	7	0.00
5	16	HAIN Piotr	-	-	6	6	0.00
5	10	ZALINSKI Wosjciech	-	-	1	1	0.00
	2	POPIK Kacper	-	-	-	-	
	15	FERENS Wojciech	-	-	-	-	
	18	WOJTASZEK Damian	-	-	-	-	
Team Totals			11	13	85	109	2.20

Team

Opponent Errors & Team Faults	28	1
-------------------------------	----	---

Timing and Results provided by  TISSOT



MI 10 JUL 2013
18:00
20:09

Match No: 35

Match Statistics

статистика

Match Duration: 2h 09m
Attendance: 160

AUS vs POL


2 3

Teams	Sets	1	2	3	4	5	Total
AUS	2	25	25	14	19	13	96
POL	3	22	23	25	25	15	110
	Playing Time	25m	27m	24m	24m	17m	1h 57m

First Referee:

Second Referee:

POL - Poland

Non-Scoring Dig


Rk	No	Name	Digs	Faults	Receptions	Total Attempts	Avg by Set
1	18	WOJTASZEK Damian	-	5	14	19	0.00
1	3	LOMACZ Grzegorz	-	5	7	12	0.00
1	13	WIERZBOWSKI Krzysztof	-	3	5	8	0.00
1	4	WLODARCZYK Wojciech	-	2	5	7	0.00
1	12	BOCIEK Grzegorz	-	-	6	6	0.00
1	7	HEBDA Milosz	-	2	4	6	0.00
1	5	KLOS Karol	-	1	3	4	0.00
1	11	ZAJDER Maciej	-	1	3	4	0.00
1	10	ZALINSKI Wojciech	-	1	1	2	0.00
	2	POPIK Kacper	-	-	-	-	-
	15	FERENS Wojciech	-	-	-	-	-
	16	HAIN Piotr	-	-	-	-	-
Team Totals				20	48	68	0.00

Non-Scoring Set



Rk	No	Name	Running Sets	Faults	Still Sets	Total Attempts	Avg by Set
1	3	LOMACZ Grzegorz	49	-	47	96	9.80
2	5	KLOS Karol	2	-	5	7	0.40
2	4	WLODARCZYK Wojciech	2	-	1	3	0.40
4	13	WIERZBOWSKI Krzysztof	1	-	-	1	0.20
5	18	WOJTASZEK Damian	-	-	7	7	0.00
5	11	ZAJDER Maciej	-	-	2	2	0.00
5	12	BOCIEK Grzegorz	-	-	2	2	0.00
	2	POPIK Kacper	-	-	-	-	-
	7	HEBDA Milosz	-	-	-	-	-
	10	ZALINSKI Wojciech	-	-	-	-	-
	15	FERENS Wojciech	-	-	-	-	-
	16	HAIN Piotr	-	-	-	-	-
Team Totals			54		64	118	10.80

Non-Scoring Reception

Limit 25.00%

Rk	No	Name	Excellents	Faults	Serve Receptions	Total Attempts	Succ %
1	13	WIERZBOWSKI Krzysztof	5	2	23	30	16.67
	4	WLODARCZYK Wojciech	6	-	15	21	
	18	WOJTASZEK Damian	4	-	10	14	
	7	HEBDA Milosz	1	2	10	13	
	5	KLOS Karol	1	-	1	2	
	3	LOMACZ Grzegorz	-	-	1	1	
	2	POPIK Kacper	-	-	-	-	
	10	ZALINSKI Wojciech	-	-	-	-	
	11	ZAJDER Maciej	-	-	-	-	
	12	BOCIEK Grzegorz	-	-	-	-	
	15	FERENS Wojciech	-	-	-	-	
	16	HAIN Piotr	-	-	-	-	
Team Totals			17	4	60	81	20.99

LEGEND Avg Average Eff% Efficiency Rk Rank Succ% Success %

Timing and Results provided by  TISSOT