



WED 10 JUL 2013
13:00
14:58

Match No: 28

Match Statistics

статистика

Match Duration: 1h 58m
Attendance: 550

BRA vs SUI
3 1

Teams	Sets	1	2	3	4	Total
BRA	3	25	25	21	25	96
SUI	1	23	21	25	14	83
Playing Time		27m	28m	30m	24m	1h 49m

First Referee: KNIZHNIKOV Nikolay (RUS)


Second Referee: GALE Michael (USA)

BRA - Brazil

Scoring Spike

Limit
15.00%

Rk	No	Name	Spikes	Faults	Shots	Total Attempts	Eff %
1	12	CIRQUERA Pablo	18	3	14	35	42.86
2	6	PERES Victor	9	4	9	22	22.73
	9	PINHEIRO Leonardo	5	4	5	14	
	8	SILVA Vivalde	6	5	2	13	
	10	SILVA Alisson	3	2	4	9	
	7	LIMA Lucas	4	1	1	6	
	5	SILVA Petrus	1	-	2	3	
	1	JERONYMO Fabiano	1	-	1	2	
	2	SOARES Igor	-	2	-	2	
	3	CRUVINEL Renato	-	-	-	-	
	4	SILVA Hugo	-	-	-	-	
	11	MORAES Gian	-	-	-	-	
Team Totals			47	21	38	106	24.53

Scoring Block


Rk	No	Name	Kill Blocks	Faults	Rebounds	Total Attempts	Avg by Set
1	10	SILVA Alisson	3	7	4	14	0.75
2	7	LIMA Lucas	2	5	9	16	0.50
2	5	SILVA Petrus	2	4	2	8	0.50
2	9	PINHEIRO Leonardo	2	3	-	5	0.50
2	1	JERONYMO Fabiano	2	1	1	4	0.50
6	12	CIRQUERA Pablo	-	-	3	3	0.00
6	6	PERES Victor	-	1	1	2	0.00
6	2	SOARES Igor	-	-	1	1	0.00
6	8	SILVA Vivalde	-	-	1	1	0.00
	3	CRUVINEL Renato	-	-	-	-	
	4	SILVA Hugo	-	-	-	-	
	11	MORAES Gian	-	-	-	-	
Team Totals			11	21	22	54	2.75

Scoring Service


Rk	No	Name	Aces	Faults	Serve Hits	Total Attempts	Avg by Set
1	10	SILVA Alisson	2	1	14	17	0.50
2	1	JERONYMO Fabiano	1	5	11	17	0.25
2	7	LIMA Lucas	1	1	11	13	0.25
2	8	SILVA Vivalde	1	2	5	8	0.25
5	12	CIRQUERA Pablo	-	5	11	16	0.00
5	6	PERES Victor	-	-	13	13	0.00
5	9	PINHEIRO Leonardo	-	1	3	4	0.00
5	3	CRUVINEL Renato	-	-	3	3	0.00
5	5	SILVA Petrus	-	-	3	3	0.00
5	2	SOARES Igor	-	-	1	1	0.00
	4	SILVA Hugo	-	-	-	-	
	11	MORAES Gian	-	-	-	-	
Team Totals			5	15	75	95	1.25

Team

Opponent Errors & Team Faults	33	1
-------------------------------	----	---

Timing and Results provided by  TISSOT



WED 10 JUL 2013
13:00
14:58

Match No: 28

Match Statistics

статистика

Match Duration: 1h 58m
Attendance: 550


BRA vs SUI
3 1

Teams	Sets	1	2	3	4	Total
BRA	3	25	25	21	25	96
SUI	1	23	21	25	14	83
Playing Time		27m	28m	30m	24m	1h 49m

First Referee: KNIZHNIKOV Nikolay (RUS)

Second Referee: GALE Michael (USA)

BRA - Brazil

Non-Scoring Dig


Rk	No	Name	Digs	Faults	Receptions	Total Attempts	Avg by Set
1	11	MORAES Gian	3	2	10	15	0.75
2	12	CIRQUERA Pablo	2	3	3	8	0.50
3	1	JERONYMO Fabiano	1	5	5	11	0.25
3	6	PERES Victor	1	2	6	9	0.25
3	7	LIMA Lucas	1	2	2	5	0.25
3	8	SILVA Vivalde	1	2	2	5	0.25
3	9	PINHEIRO Leonardo	1	3	-	4	0.25
3	3	CRUVINEL Renato	1	-	1	2	0.25
9	10	SILVA Alisson	-	2	3	5	0.00
9	2	SOARES Igor	-	-	4	4	0.00
	4	SILVA Hugo	-	-	-	-	-
	5	SILVA Petrus	-	-	-	-	-
Team Totals			11	21	36	68	2.75


Non-Scoring Set


Rk	No	Name	Running Sets	Faults	Still Sets	Total Attempts	Avg by Set
1	1	JERONYMO Fabiano	33	-	31	64	8.25
2	3	CRUVINEL Renato	5	-	11	16	1.25
3	8	SILVA Vivalde	2	-	-	2	0.50
4	11	MORAES Gian	1	-	7	8	0.25
4	6	PERES Victor	1	-	2	3	0.25
4	10	SILVA Alisson	1	-	1	2	0.25
4	12	CIRQUERA Pablo	1	-	1	2	0.25
4	7	LIMA Lucas	1	-	-	1	0.25
	2	SOARES Igor	-	-	-	-	-
	4	SILVA Hugo	-	-	-	-	-
	5	SILVA Petrus	-	-	-	-	-
	9	PINHEIRO Leonardo	-	-	-	-	-
Team Totals			45		53	98	11.25

Non-Scoring Reception

Limit 25.00%

Rk	No	Name	Excellents	Faults	Serve Receptions	Total Attempts	Succ %
1	12	CIRQUERA Pablo	17	-	7	24	70.83
2	6	PERES Victor	8	2	12	22	36.36
	11	MORAES Gian	8	-	6	14	
	2	SOARES Igor	-	-	1	1	
	1	JERONYMO Fabiano	-	-	-	-	
	3	CRUVINEL Renato	-	-	-	-	
	4	SILVA Hugo	-	-	-	-	
	5	SILVA Petrus	-	-	-	-	
	7	LIMA Lucas	-	-	-	-	
	8	SILVA Vivalde	-	-	-	-	
	9	PINHEIRO Leonardo	-	-	-	-	
	10	SILVA Alisson	-	-	-	-	
Team Totals			33	2	26	61	54.10

Timing and Results provided by  TISSOT



WED 10 JUL 2013
13:00
14:58

Match No: 28

Match Statistics

статистика

Match Duration: 1h 58m
Attendance: 550

BRA vs SUI
3 1

Teams	Sets	1	2	3	4	Total
BRA	3	25	25	21	25	96
SUI	1	23	21	25	14	83
Playing Time		27m	28m	30m	24m	1h 49m

First Referee: KNIZHNIKOV Nikolay (RUS)


Second Referee: GALE Michael (USA)

SUI - Switzerland

Scoring Spike

Limit
15.00%

Rk	No	Name	Spikes	Faults	Shots	Total Attempts	Eff %
1	1	STEIGMEIER Sebastien	18	6	17	41	29.27
	11	BRUEHWILER Roman	7	9	9	25	
	16	BRANDER Fabian	3	1	7	11	
	4	WALZER Marc	6	2	1	9	
	17	EHRAT Samuel	5	1	2	8	
	7	BALDY-MOULINIER Nicolas Christoph	2	2	3	7	
	12	HAENGGI Christoph	1	1	2	4	
	5	WETZEL Elias	-	-	2	2	
	14	CARREL Julien	1	-	1	2	
	18	CHANDON Yohan	-	2	-	2	
	3	GIGER Reto	-	-	1	1	
	15	VAUTIER Joris	-	-	-	-	
Team Totals			43	24	45	112	16.96

Scoring Block


Rk	No	Name	Kill Blocks	Faults	Rebounds	Total Attempts	Avg by Set
1	11	BRUEHWILER Roman	2	2	3	7	0.50
1	14	CARREL Julien	2	1	3	6	0.50
3	4	WALZER Marc	1	6	2	9	0.25
3	3	GIGER Reto	1	3	4	8	0.25
3	7	BALDY-MOULINIER Nicolas Christoph	1	4	-	5	0.25
3	16	BRANDER Fabian	1	2	1	4	0.25
7	17	EHRAT Samuel	-	5	1	6	0.00
7	1	STEIGMEIER Sebastien	-	4	1	5	0.00
7	12	HAENGGI Christoph	-	4	-	4	0.00
	5	WETZEL Elias	-	-	-	-	
	15	VAUTIER Joris	-	-	-	-	
	18	CHANDON Yohan	-	-	-	-	
Team Totals			8	31	15	54	2.00

Scoring Service


Rk	No	Name	Aces	Faults	Serve Hits	Total Attempts	Avg by Set
1	3	GIGER Reto	2	6	3	11	0.50
2	7	BALDY-MOULINIER Nicolas Christoph	1	2	5	8	0.25
3	1	STEIGMEIER Sebastien	-	5	10	15	0.00
3	11	BRUEHWILER Roman	-	4	7	11	0.00
3	4	WALZER Marc	-	1	8	9	0.00
3	16	BRANDER Fabian	-	1	8	9	0.00
3	17	EHRAT Samuel	-	-	8	8	0.00
3	14	CARREL Julien	-	-	6	6	0.00
3	18	CHANDON Yohan	-	-	4	4	0.00
3	12	HAENGGI Christoph	-	-	2	2	0.00
3	5	WETZEL Elias	-	-	1	1	0.00
	15	VAUTIER Joris	-	-	-	-	
Team Totals			3	19	62	84	0.75

Team

Opponent Errors & Team Faults	29
--	----

Timing and Results provided by  **TISSOT**



WED 10 JUL 2013
13:00
14:58

Match No: 28

Match Statistics

статистика

Match Duration: 1h 58m
Attendance: 550


BRA vs SUI
3 1


Teams	Sets	1	2	3	4	Total
BRA	3	25	25	21	25	96
SUI	1	23	21	25	14	83
Playing Time		27m	28m	30m	24m	1h 49m


First Referee: KNIZHNIKOV Nikolay (RUS)

Second Referee: GALE Michael (USA)


SUI - Switzerland

Non-Scoring Dig		Rk	No	Name	Digs	Faults	Receptions	Total Attempts	Avg by Set
		1	15	VAUTIER Joris	3	1	7	11	0.75
		1	1	STEIGMEIER Sebastien	3	3	5	11	0.75
		3	16	BRANDER Fabian	2	4	2	8	0.50
		4	11	BRUEHWILER Roman	1	1	5	7	0.25
		4	7	BALDY-MOULINIER Nicolas Christoph	1	-	2	3	0.25
		6	14	CARREL Julien	-	3	6	9	0.00
		6	3	GIGER Reto	-	3	3	6	0.00
		6	17	EHRAT Samuel	-	1	2	3	0.00
		6	18	CHANDON Yohan	-	-	1	1	0.00
			4	WALZER Marc	-	-	-	-	-
			5	WETZEL Elias	-	-	-	-	-
			12	HAENGGI Christoph	-	-	-	-	-
	Team Totals					10	16	33	59

Non-Scoring Set		Rk	No	Name	Running Sets	Faults	Still Sets	Total Attempts	Avg by Set
		1	3	GIGER Reto	23	1	23	47	5.75
		2	14	CARREL Julien	15	-	27	42	3.75
		3	17	EHRAT Samuel	1	-	3	4	0.25
		3	4	WALZER Marc	1	-	2	3	0.25
		3	11	BRUEHWILER Roman	1	-	1	2	0.25
		6	15	VAUTIER Joris	-	-	4	4	0.00
		6	1	STEIGMEIER Sebastien	-	-	2	2	0.00
		6	5	WETZEL Elias	-	-	1	1	0.00
		6	16	BRANDER Fabian	-	-	1	1	0.00
		6	18	CHANDON Yohan	-	-	1	1	0.00
			7	BALDY-MOULINIER Nicolas Christoph	-	-	-	-	-
			12	HAENGGI Christoph	-	-	-	-	-
	Team Totals					41	1	65	107

Non-Scoring Reception		Rk	No	Name	Excellents	Faults	Serve Receptions	Total Attempts	Succ %
		1	7	BALDY-MOULINIER Nicolas Christoph	14	-	6	20	70.00
		2	16	BRANDER Fabian	17	-	8	25	68.00
		3	11	BRUEHWILER Roman	7	1	8	16	43.75
			15	VAUTIER Joris	7	3	4	14	-
			4	WALZER Marc	2	-	-	2	-
			18	CHANDON Yohan	1	-	1	2	-
			3	GIGER Reto	-	1	-	1	-
			1	STEIGMEIER Sebastien	-	-	-	-	-
			5	WETZEL Elias	-	-	-	-	-
			12	HAENGGI Christoph	-	-	-	-	-
			14	CARREL Julien	-	-	-	-	-
			17	EHRAT Samuel	-	-	-	-	-
	Team Totals					48	5	27	80

LEGEND												
Avg	Average			Eff%	Efficiency		Rk	Rank		Succ%	Success %	

Timing and Results provided by  TISSOT