



SUN 7 JUL 2013
18:00
19:16

Match No: 15

Match Statistics

статистика

Match Duration: 1h 16m
Attendance: 200

SUI vs POL
0 3

Teams	Sets	1	2	3	Total
SUI	0	17	19	17	53
POL	3	25	25	25	75
Playing Time		22m	23m	25m	1h 10m

First Referee: TIMERMANIS Kaspars (LAT)

Second Referee: MEDVID Mykhaylo (UKR)

SUI - Switzerland

Scoring Spike

Limit 15.00%

Rk	No	Name	Spikes	Faults	Shots	Total Attempts	Eff %
1	1	STEIGMEIER Sebastien	10	7	11	28	10.71
	16	BRANDER Fabian	4	7	6	17	
	12	HAENGGI Christoph	4	1	3	8	
	18	CHANDON Yohan	2	4	2	8	
	11	BRUEHWILER Roman	3	-	3	6	
	14	CARREL Julien	-	-	3	3	
	5	WETZEL Elias	1	-	-	1	
	4	WALZER Marc	-	1	-	1	
	7	BALDY-MOULINIER Nicolas Christoph	-	1	-	1	
	3	GIGER Reto	-	-	-	-	
	15	VAUTIER Joris	-	-	-	-	
	17	EHRAT Samuel	-	-	-	-	
Team Totals			24	21	28	73	4.11

Scoring Block


Rk	No	Name	Kill Blocks	Faults	Rebounds	Total Attempts	Avg by Set
1	1	STEIGMEIER Sebastien	1	2	3	6	0.33
1	3	GIGER Reto	1	-	-	1	0.33
3	16	BRANDER Fabian	-	4	2	6	0.00
3	4	WALZER Marc	-	3	2	5	0.00
3	12	HAENGGI Christoph	-	2	2	4	0.00
3	17	EHRAT Samuel	-	1	2	3	0.00
3	18	CHANDON Yohan	-	2	1	3	0.00
3	11	BRUEHWILER Roman	-	1	-	1	0.00
	5	WETZEL Elias	-	-	-	-	
	7	BALDY-MOULINIER Nicolas Christoph	-	-	-	-	
	14	CARREL Julien	-	-	-	-	
	15	VAUTIER Joris	-	-	-	-	
Team Totals			2	15	12	29	0.67

Scoring Service


Rk	No	Name	Aces	Faults	Serve Hits	Total Attempts	Avg by Set
1	1	STEIGMEIER Sebastien	3	3	4	10	1.00
2	14	CARREL Julien	1	-	5	6	0.33
2	11	BRUEHWILER Roman	1	1	1	3	0.33
4	16	BRANDER Fabian	-	2	10	12	0.00
4	18	CHANDON Yohan	-	-	6	6	0.00
4	17	EHRAT Samuel	-	1	4	5	0.00
4	12	HAENGGI Christoph	-	2	3	5	0.00
4	4	WALZER Marc	-	1	3	4	0.00
4	5	WETZEL Elias	-	-	2	2	0.00
4	7	BALDY-MOULINIER Nicolas Christoph	-	-	1	1	0.00
4	3	GIGER Reto	-	1	-	1	0.00
	15	VAUTIER Joris	-	-	-	-	
Team Totals			5	11	39	55	1.67

Team

Opponent Errors & Team Faults	22	1
-------------------------------	----	---

Timing and Results provided by  TISSOT



Match No: 15

Match Statistics

статистика

Match Duration: 1h 16m
Attendance: 200


SUI vs POL
0 3

Teams	Sets	1	2	3	Total
SUI	0	17	19	17	53
POL	3	25	25	25	75
	Playing Time	22m	23m	25m	1h 10m


First Referee: TIMERMANIS Kaspars (LAT)

Second Referee: MEDVID Mykhaylo (UKR)

SUI - Switzerland

Non-Scoring Dig


Rk	No	Name	Digs	Faults	Receptions	Total Attempts	Avg by Set
1	15	VAUTIER Joris	2	5	6	13	0.67
2	1	STEIGMEIER Sebastien	-	2	4	6	0.00
2	14	CARREL Julien	-	5	1	6	0.00
2	12	HAENGGI Christoph	-	1	4	5	0.00
2	18	CHANDON Yohan	-	2	3	5	0.00
2	16	BRANDER Fabian	-	3	2	5	0.00
2	11	BRUEHWILER Roman	-	2	1	3	0.00
2	3	GIGER Reto	-	-	2	2	0.00
2	4	WALZER Marc	-	1	-	1	0.00
	5	WETZEL Elias	-	-	-	-	-
	7	BALDY-MOULINIER Nicolas Christoph	-	-	-	-	-
	17	EHRAT Samuel	-	-	-	-	-
Team Totals			2	21	23	46	0.67

Non-Scoring Set


Rk	No	Name	Running Sets	Faults	Still Sets	Total Attempts	Avg by Set
1	14	CARREL Julien	11	1	24	36	3.67
2	3	GIGER Reto	7	-	10	17	2.33
3	15	VAUTIER Joris	2	-	1	3	0.67
4	16	BRANDER Fabian	1	-	1	2	0.33
4	4	WALZER Marc	1	-	-	1	0.33
6	11	BRUEHWILER Roman	-	-	2	2	0.00
6	12	HAENGGI Christoph	-	-	1	1	0.00
6	17	EHRAT Samuel	-	-	1	1	0.00
6	18	CHANDON Yohan	-	-	1	1	0.00
	1	STEIGMEIER Sebastien	-	-	-	-	-
	5	WETZEL Elias	-	-	-	-	-
	7	BALDY-MOULINIER Nicolas Christoph	-	-	-	-	-
Team Totals			22	1	41	64	7.33

Non-Scoring Reception

Limit 25.00%

Rk	No	Name	Excellents	Faults	Serve Receptions	Total Attempts	Succ %
1	16	BRANDER Fabian	5	-	11	16	31.25
	18	CHANDON Yohan	3	-	11	14	
	15	VAUTIER Joris	3	1	8	12	
	11	BRUEHWILER Roman	1	2	6	9	
	7	BALDY-MOULINIER Nicolas Christoph	1	1	1	3	
	1	STEIGMEIER Sebastien	-	-	1	1	
	12	HAENGGI Christoph	-	-	1	1	
	17	EHRAT Samuel	-	-	1	1	
	3	GIGER Reto	-	-	-	-	
	4	WALZER Marc	-	-	-	-	
	5	WETZEL Elias	-	-	-	-	
	14	CARREL Julien	-	-	-	-	
Team Totals			13	4	40	57	22.81



Match No: 15

Match Statistics

статистика

Match Duration: 1h 16m
Attendance: 200

SUI vs POL
0 3

Teams	Sets	1	2	3	Total
SUI	0	17	19	17	53
POL	3	25	25	25	75
	Playing Time	22m	23m	25m	1h 10m

First Referee: TIMERMANIS Kaspars (LAT)


Second Referee: MEDVID Mykhaylo (UKR)

POL - Poland


Scoring Spike

Limit 15.00%

Rk	No	Name	Spikes	Faults	Shots	Total Attempts	Eff %
1	5	KLOS Karol	8	1	3	12	58.33
2	12	BOCIEK Grzegorz	11	2	4	17	52.94
3	4	WLODARCZYK Wojciech	5	-	6	11	45.45
4	7	HEBDA Milosz	4	2	7	13	15.38
	11	ZAJDER Maciej	3	-	2	5	
	13	WIERZBOWSKI Krzysztof	1	1	1	3	
	15	FERENS Wojciech	2	1	-	3	
	3	LOMACZ Grzegorz	2	-	-	2	
	10	ZALINSKI Wosciech	1	1	-	2	
	18	WOJTASZEK Damian	-	-	1	1	
	2	POPIK Kacper	-	-	-	-	
	16	HAIN Piotr	-	-	-	-	
	16	HAIN Piotr	-	-	-	-	
Team Totals			37	8	24	69	42.03

Scoring Block


Rk	No	Name	Kill Blocks	Faults	Rebounds	Total Attempts	Avg by Set
1	11	ZAJDER Maciej	4	5	3	12	1.33
2	12	BOCIEK Grzegorz	2	2	3	7	0.67
3	5	KLOS Karol	1	1	3	5	0.33
3	3	LOMACZ Grzegorz	1	2	2	5	0.33
3	4	WLODARCZYK Wojciech	1	4	-	5	0.33
3	7	HEBDA Milosz	1	-	-	1	0.33
	2	POPIK Kacper	-	-	-	-	
	10	ZALINSKI Wosciech	-	-	-	-	
	13	WIERZBOWSKI Krzysztof	-	-	-	-	
	15	FERENS Wojciech	-	-	-	-	
	16	HAIN Piotr	-	-	-	-	
	18	WOJTASZEK Damian	-	-	-	-	
Team Totals			10	14	11	35	3.33

Scoring Service


Rk	No	Name	Aces	Faults	Serve Hits	Total Attempts	Avg by Set
1	5	KLOS Karol	1	1	16	18	0.33
1	3	LOMACZ Grzegorz	1	3	14	18	0.33
1	11	ZAJDER Maciej	1	-	11	12	0.33
1	12	BOCIEK Grzegorz	1	4	2	7	0.33
5	4	WLODARCZYK Wojciech	-	2	6	8	0.00
5	7	HEBDA Milosz	-	2	3	5	0.00
5	10	ZALINSKI Wosciech	-	-	3	3	0.00
5	13	WIERZBOWSKI Krzysztof	-	1	1	2	0.00
	2	POPIK Kacper	-	-	-	-	
	15	FERENS Wojciech	-	-	-	-	
	16	HAIN Piotr	-	-	-	-	
	18	WOJTASZEK Damian	-	-	-	-	
Team Totals			4	13	56	73	1.33

Team

Opponent Errors & Team Faults	24
-------------------------------	----

Timing and Results provided by  TISSOT



SUN 7 JUL 2013
18:00
19:16

Match No: 15

Match Statistics

статистика

Match Duration: 1h 16m
Attendance: 200

SUI vs POL
0 3


Teams	Sets	1	2	3	Total
SUI	0	17	19	17	53
POL	3	25	25	25	75
	Playing Time	22m	23m	25m	1h 10m


First Referee: TIMERMANIS Kaspars (LAT)

Second Referee: MEDVID Mykhaylo (UKR)

POL - Poland

Non-Scoring Dig	Rk	No	Name	Digs	Faults	Receptions	Total Attempts	Avg by Set	
	1	3	LOMACZ Grzegorz	2	2	5	9	0.67	
	1	18	WOJTASZEK Damian	2	-	3	5	0.67	
	3	7	HEBDA Milosz	1	3	3	7	0.33	
	3	10	ZALINSKI Wosciech	1	-	1	2	0.33	
	3	11	ZAJDER Maciej	1	-	-	1	0.33	
	6	12	BOCIEK Grzegorz	-	4	4	8	0.00	
	6	4	WLODARCZYK Wojciech	-	2	4	6	0.00	
	6	5	KLOS Karol	-	-	3	3	0.00	
	6	13	WIERZBOWSKI Krzysztof	-	-	1	1	0.00	
		2	POPIK Kacper	-	-	-	-		
		15	FERENS Wojciech	-	-	-	-		
		16	HAIN Piotr	-	-	-	-		
		Team Totals			7	11	24	42	2.33

Non-Scoring Set	Rk	No	Name	Running Sets	Faults	Still Sets	Total Attempts	Avg by Set	
	1	3	LOMACZ Grzegorz	25	2	21	48	8.33	
	2	18	WOJTASZEK Damian	3	-	1	4	1.00	
	3	12	BOCIEK Grzegorz	2	-	2	4	0.67	
	4	7	HEBDA Milosz	1	-	-	1	0.33	
	4	10	ZALINSKI Wosciech	1	-	-	1	0.33	
	6	5	KLOS Karol	-	-	2	2	0.00	
	6	11	ZAJDER Maciej	-	1	1	2	0.00	
	6	4	WLODARCZYK Wojciech	-	-	1	1	0.00	
		2	POPIK Kacper	-	-	-	-		
		13	WIERZBOWSKI Krzysztof	-	-	-	-		
		15	FERENS Wojciech	-	-	-	-		
		16	HAIN Piotr	-	-	-	-		
		Team Totals			32	3	28	63	10.67

Non-Scoring Reception	Rk	No	Name	Excellents	Faults	Serve Receptions	Total Attempts	Succ %	
	1	7	HEBDA Milosz	7	1	9	17	41.18	
		4	WLODARCZYK Wojciech	4	2	6	12		
		18	WOJTASZEK Damian	7	1	-	8		
		13	WIERZBOWSKI Krzysztof	1	-	4	5		
		2	POPIK Kacper	-	-	-	-		
		3	LOMACZ Grzegorz	-	-	-	-		
		5	KLOS Karol	-	-	-	-		
		10	ZALINSKI Wosciech	-	-	-	-		
		11	ZAJDER Maciej	-	-	-	-		
		12	BOCIEK Grzegorz	-	-	-	-		
		15	FERENS Wojciech	-	-	-	-		
		16	HAIN Piotr	-	-	-	-		
		Team Totals			19	4	19	42	45.24

LEGEND		Eff%		Rk		Succ%	
Avg	Average	Eff%	Efficiency	Rk	Rank	Succ%	Success %

Timing and Results provided by  TISSOT