



Match No: 11

Match Statistics

статистика

Match Duration: 1h 06m
Attendance: 777

MAC vs AUS
0 3

| Teams | Sets | 1 | 2 | 3 | Total |
|--------------|------|-----|-----|-----|-------|
| MAC | 0 | 10 | 17 | 15 | 42 |
| AUS | 3 | 25 | 25 | 25 | 75 |
| Playing Time | | 17m | 22m | 19m | 58m |


First Referee: Gall Jakub (CZE)

Second Referee: Tubylov Alexander (RUS)


MAC - Macau

| Scoring Spike |
|---|
|  |
| Limit 15.00% |

| Rk | No | Name | Spikes | Faults | Shots | Total Attempts | Eff % |
|-------------|----|----------------|--------|--------|-------|----------------|-------|
| 1 | 12 | Lam Lok Hang | 10 | 5 | 6 | 21 | 23.81 |
| | 5 | Kan Chou Pui | 2 | 8 | 8 | 18 | |
| | 7 | Choi Wai Kit | 3 | 1 | 5 | 9 | |
| | 14 | Leong On Tek | 2 | 1 | 2 | 5 | |
| | 4 | Wong Wai Hei | 1 | 3 | 1 | 5 | |
| | 3 | Chan Weng lo | 2 | - | 2 | 4 | |
| | 11 | leong I Kit | - | 2 | 1 | 3 | |
| | 17 | Wong Chon Hang | 1 | 1 | - | 2 | |
| | 9 | Leong Kuan Kin | - | - | 1 | 1 | |
| | 6 | Lam Man Tek | - | - | - | - | |
| | 13 | Chiang Sio Man | - | - | - | - | |
| | 18 | Chan Ka Hei | - | - | - | - | |
| Team Totals | | | 21 | 21 | 26 | 68 | 0.00 |

| Scoring Block |
|---|
|  |


| Rk | No | Name | Kill Blocks | Faults | Rebounds | Total Attempts | Avg by Set |
|-------------|----|----------------|-------------|--------|----------|----------------|------------|
| 1 | 12 | Lam Lok Hang | 1 | 3 | 3 | 7 | 0.33 |
| 1 | 7 | Choi Wai Kit | 1 | - | - | 1 | 0.33 |
| 1 | 11 | leong I Kit | 1 | - | - | 1 | 0.33 |
| 4 | 3 | Chan Weng lo | - | 3 | 2 | 5 | 0.00 |
| 4 | 9 | Leong Kuan Kin | - | 2 | - | 2 | 0.00 |
| 4 | 14 | Leong On Tek | - | 2 | - | 2 | 0.00 |
| 4 | 4 | Wong Wai Hei | - | - | 1 | 1 | 0.00 |
| 4 | 5 | Kan Chou Pui | - | 1 | - | 1 | 0.00 |
| 4 | 17 | Wong Chon Hang | - | 1 | - | 1 | 0.00 |
| | 6 | Lam Man Tek | - | - | - | - | |
| | 13 | Chiang Sio Man | - | - | - | - | |
| | 18 | Chan Ka Hei | - | - | - | - | |
| Team Totals | | | 3 | 12 | 6 | 21 | 1.00 |

| Scoring Service |
|---|
|  |

| Rk | No | Name | Aces | Faults | Serve Hits | Total Attempts | Avg by Set |
|-------------|----|----------------|------|--------|------------|----------------|------------|
| 1 | 7 | Choi Wai Kit | 1 | - | 4 | 5 | 0.33 |
| 2 | 3 | Chan Weng lo | - | 1 | 7 | 8 | 0.00 |
| 2 | 12 | Lam Lok Hang | - | 1 | 6 | 7 | 0.00 |
| 2 | 17 | Wong Chon Hang | - | 1 | 5 | 6 | 0.00 |
| 2 | 5 | Kan Chou Pui | - | 2 | 3 | 5 | 0.00 |
| 2 | 4 | Wong Wai Hei | - | - | 4 | 4 | 0.00 |
| 2 | 11 | leong I Kit | - | - | 3 | 3 | 0.00 |
| 2 | 14 | Leong On Tek | - | 1 | 2 | 3 | 0.00 |
| 2 | 9 | Leong Kuan Kin | - | - | 2 | 2 | 0.00 |
| 2 | 6 | Lam Man Tek | - | 1 | - | 1 | 0.00 |
| | 13 | Chiang Sio Man | - | - | - | - | |
| | 18 | Chan Ka Hei | - | - | - | - | |
| Team Totals | | | 1 | 7 | 36 | 44 | 0.33 |

Team

| | |
|-------------------------------|----|
| Opponent Errors & Team Faults | 17 |
|-------------------------------|----|

Timing and Results provided by  TISSOT



Match No: 11

Match Statistics

статистика

Match Duration: 1h 06m
Attendance: 777


MAC vs AUS
0 3

| Teams | Sets | 1 | 2 | 3 | Total |
|--------------|------|-----|-----|-----|-------|
| MAC | 0 | 10 | 17 | 15 | 42 |
| AUS | 3 | 25 | 25 | 25 | 75 |
| Playing Time | | 17m | 22m | 19m | 58m |


First Referee: Gall Jakub (CZE)

Second Referee: Tubylov Alexander (RUS)

MAC - Macau

| Non-Scoring Dig |
|--|
|  |

| Rk | No | Name | Digs | Faults | Receptions | Total Attempts | Avg by Set |
|--------------------|----|----------------|------|--------|------------|----------------|------------|
| 1 | 4 | Wong Wai Hei | 1 | 1 | 3 | 5 | 0.33 |
| 2 | 12 | Lam Lok Hang | - | 7 | 2 | 9 | 0.00 |
| 2 | 5 | Kan Chou Pui | - | 5 | 2 | 7 | 0.00 |
| 2 | 7 | Choi Wai Kit | - | 3 | 3 | 6 | 0.00 |
| 2 | 18 | Chan Ka Hei | - | 3 | 2 | 5 | 0.00 |
| 2 | 14 | Leong On Tek | - | 4 | 1 | 5 | 0.00 |
| 2 | 17 | Wong Chon Hang | - | 3 | - | 3 | 0.00 |
| 2 | 3 | Chan Weng lo | - | 1 | 1 | 2 | 0.00 |
| 2 | 9 | Leong Kuan Kin | - | - | 1 | 1 | 0.00 |
| | 6 | Lam Man Tek | - | - | - | - | |
| | 11 | leong I Kit | - | - | - | - | |
| | 13 | Chiang Sio Man | - | - | - | - | |
| Team Totals | | | 1 | 27 | 15 | 43 | 0.33 |

| Non-Scoring Set |
|---|
|  |

| Rk | No | Name | Running Sets | Faults | Still Sets | Total Attempts | Avg by Set |
|--------------------|----|----------------|--------------|--------|------------|----------------|------------|
| 1 | 17 | Wong Chon Hang | 9 | - | 20 | 29 | 3.00 |
| 2 | 14 | Leong On Tek | 6 | - | 7 | 13 | 2.00 |
| 3 | 7 | Choi Wai Kit | 5 | - | 9 | 14 | 1.67 |
| 4 | 5 | Kan Chou Pui | - | - | 3 | 3 | 0.00 |
| 4 | 11 | leong I Kit | - | - | 2 | 2 | 0.00 |
| 4 | 12 | Lam Lok Hang | - | - | 2 | 2 | 0.00 |
| 4 | 18 | Chan Ka Hei | - | - | 1 | 1 | 0.00 |
| | 3 | Chan Weng lo | - | - | - | - | |
| | 4 | Wong Wai Hei | - | - | - | - | |
| | 6 | Lam Man Tek | - | - | - | - | |
| | 9 | Leong Kuan Kin | - | - | - | - | |
| | 13 | Chiang Sio Man | - | - | - | - | |
| Team Totals | | | 20 | | 44 | 64 | 6.67 |

| Non-Scoring Reception |
|--|
|  |
| Limit 25.00% |

| Rk | No | Name | Excellents | Faults | Serve Receptions | Total Attempts | Succ % |
|--------------------|----|----------------|------------|--------|------------------|----------------|--------|
| 1 | 5 | Kan Chou Pui | 3 | 2 | 10 | 15 | 20.00 |
| | 18 | Chan Ka Hei | 3 | 2 | 4 | 9 | |
| | 12 | Lam Lok Hang | 2 | - | 6 | 8 | |
| | 11 | leong I Kit | 2 | - | 5 | 7 | |
| | 4 | Wong Wai Hei | 4 | 1 | 2 | 7 | |
| | 7 | Choi Wai Kit | 1 | - | 5 | 6 | |
| | 13 | Chiang Sio Man | 1 | - | - | 1 | |
| | 14 | Leong On Tek | - | - | 1 | 1 | |
| | 3 | Chan Weng lo | - | - | - | - | |
| | 6 | Lam Man Tek | - | - | - | - | |
| | 9 | Leong Kuan Kin | - | - | - | - | |
| | 17 | Wong Chon Hang | - | - | - | - | |
| Team Totals | | | 16 | 5 | 33 | 54 | 29.63 |



Match No: 11

Match Statistics

статистика

Match Duration: 1h 06m
Attendance: 777

MAC vs AUS
0 3

| Teams | Sets | 1 | 2 | 3 | Total |
|-------|--------------|-----|-----|-----|-------|
| MAC | 0 | 10 | 17 | 15 | 42 |
| AUS | 3 | 25 | 25 | 25 | 75 |
| | Playing Time | 17m | 22m | 19m | 58m |


First Referee: Gall Jakub (CZE)

Second Referee: Tubylov Alexander (RUS)


AUS - Australia

| Scoring Spike |
|---|
|  |
| Limit 15.00% |

| Rk | No | Name | Spikes | Faults | Shots | Total Attempts | Eff % |
|--------------------|----|-----------------------|--------|--------|-------|----------------|-------|
| 1 | 17 | Douglas-Powell Thomas | 11 | 2 | 3 | 16 | 56.25 |
| | 15 | McMullin Alexander | 5 | - | 4 | 9 | |
| | 1 | Graham Beau | 7 | 1 | 1 | 9 | |
| | 2 | Guymer Jacob | 7 | 1 | 1 | 9 | |
| | 3 | Morrow Christopher | 4 | - | 1 | 5 | |
| | 13 | Walker Samuel | 3 | 1 | 1 | 5 | |
| | 10 | Bell Benjamin | 1 | - | - | 1 | |
| | 11 | Perry Luke | - | - | 1 | 1 | |
| | 14 | Sukochev Grigory | - | - | 1 | 1 | |
| | 4 | Staples Max | - | - | - | - | |
| | 8 | Millers Brad | - | - | - | - | |
| | 16 | Smith Luke Dwi Putra | - | - | - | - | |
| Team Totals | | | 38 | 5 | 13 | 56 | 58.93 |

| Scoring Block |
|---|
|  |

| Rk | No | Name | Kill Blocks | Faults | Rebounds | Total Attempts | Avg by Set |
|--------------------|----|-----------------------|-------------|--------|----------|----------------|------------|
| 1 | 2 | Guymer Jacob | 3 | 2 | 5 | 10 | 1.00 |
| 1 | 3 | Morrow Christopher | 3 | 3 | 2 | 8 | 1.00 |
| 3 | 17 | Douglas-Powell Thomas | 1 | 6 | 3 | 10 | 0.33 |
| 3 | 10 | Bell Benjamin | 1 | 1 | 1 | 3 | 0.33 |
| 5 | 1 | Graham Beau | - | 1 | 2 | 3 | 0.00 |
| 5 | 14 | Sukochev Grigory | - | 1 | 1 | 2 | 0.00 |
| 5 | 13 | Walker Samuel | - | - | 1 | 1 | 0.00 |
| | 4 | Staples Max | - | - | - | - | |
| | 8 | Millers Brad | - | - | - | - | |
| | 11 | Perry Luke | - | - | - | - | |
| | 15 | McMullin Alexander | - | - | - | - | |
| | 16 | Smith Luke Dwi Putra | - | - | - | - | |
| Team Totals | | | 8 | 14 | 15 | 37 | 2.67 |

| Scoring Service |
|---|
|  |

| Rk | No | Name | Aces | Faults | Serve Hits | Total Attempts | Avg by Set |
|--------------------|----|-----------------------|------|--------|------------|----------------|------------|
| 1 | 17 | Douglas-Powell Thomas | 2 | 3 | 5 | 10 | 0.67 |
| 1 | 1 | Graham Beau | 2 | 3 | 2 | 7 | 0.67 |
| 3 | 14 | Sukochev Grigory | 1 | - | 17 | 18 | 0.33 |
| 3 | 10 | Bell Benjamin | 1 | 1 | 7 | 9 | 0.33 |
| 3 | 15 | McMullin Alexander | 1 | 1 | 6 | 8 | 0.33 |
| 3 | 2 | Guymer Jacob | 1 | 3 | 3 | 7 | 0.33 |
| 7 | 3 | Morrow Christopher | - | 1 | 9 | 10 | 0.00 |
| 7 | 13 | Walker Samuel | - | 1 | 3 | 4 | 0.00 |
| | 4 | Staples Max | - | - | - | - | |
| | 8 | Millers Brad | - | - | - | - | |
| | 11 | Perry Luke | - | - | - | - | |
| | 16 | Smith Luke Dwi Putra | - | - | - | - | |
| Team Totals | | | 8 | 13 | 52 | 73 | 2.67 |

Team

| | |
|-------------------------------|----|
| Opponent Errors & Team Faults | 21 |
|-------------------------------|----|

Timing and Results provided by  TISSOT



Match No: 11

Match Statistics

статистика

Match Duration: 1h 06m
Attendance: 777


MAC vs AUS
0 3

| Teams | Sets | 1 | 2 | 3 | Total |
|-------|--------------|-----|-----|-----|-------|
| MAC | 0 | 10 | 17 | 15 | 42 |
| AUS | 3 | 25 | 25 | 25 | 75 |
| | Playing Time | 17m | 22m | 19m | 58m |


First Referee: Gall Jakub (CZE)

Second Referee: Tubylov Alexander (RUS)

AUS - Australia

| Non-Scoring Dig |
|--|
|  |

| Rk | No | Name | Digs | Faults | Receptions | Total Attempts | Avg by Set |
|--------------------|----|-----------------------|------|--------|------------|----------------|------------|
| 1 | 15 | McMullin Alexander | 2 | 2 | 4 | 8 | 0.67 |
| 2 | 17 | Douglas-Powell Thomas | 1 | - | 1 | 2 | 0.33 |
| 3 | 11 | Perry Luke | - | 3 | 8 | 11 | 0.00 |
| 3 | 13 | Walker Samuel | - | - | 2 | 2 | 0.00 |
| 3 | 14 | Sukochev Grigory | - | - | 2 | 2 | 0.00 |
| 3 | 10 | Bell Benjamin | - | 1 | 1 | 2 | 0.00 |
| 3 | 1 | Graham Beau | - | 1 | - | 1 | 0.00 |
| 3 | 2 | Guymer Jacob | - | 1 | - | 1 | 0.00 |
| | 3 | Morrow Christopher | - | - | - | - | - |
| | 4 | Staples Max | - | - | - | - | - |
| | 8 | Millers Brad | - | - | - | - | - |
| | 16 | Smith Luke Dwi Putra | - | - | - | - | - |
| Team Totals | | | 3 | 8 | 18 | 29 | 1.00 |

| Non-Scoring Set |
|---|
|  |

| Rk | No | Name | Running Sets | Faults | Still Sets | Total Attempts | Avg by Set |
|--------------------|----|-----------------------|--------------|--------|------------|----------------|------------|
| 1 | 10 | Bell Benjamin | 18 | - | 5 | 23 | 6.00 |
| 2 | 14 | Sukochev Grigory | 14 | - | 7 | 21 | 4.67 |
| 3 | 11 | Perry Luke | 2 | - | 2 | 4 | 0.67 |
| 4 | 1 | Graham Beau | - | - | 1 | 1 | 0.00 |
| 4 | 17 | Douglas-Powell Thomas | - | - | 1 | 1 | 0.00 |
| | 2 | Guymer Jacob | - | - | - | - | - |
| | 3 | Morrow Christopher | - | - | - | - | - |
| | 4 | Staples Max | - | - | - | - | - |
| | 8 | Millers Brad | - | - | - | - | - |
| | 13 | Walker Samuel | - | - | - | - | - |
| | 15 | McMullin Alexander | - | - | - | - | - |
| | 16 | Smith Luke Dwi Putra | - | - | - | - | - |
| Team Totals | | | 34 | | 16 | 50 | 11.33 |

| Non-Scoring Reception |
|--|
|  |
| Limit 25.00% |

| Rk | No | Name | Excellents | Faults | Serve Receptions | Total Attempts | Succ % |
|--------------------|----|-----------------------|------------|--------|------------------|----------------|--------|
| 1 | 11 | Perry Luke | 11 | 1 | 4 | 16 | 68.75 |
| | 15 | McMullin Alexander | 7 | - | 3 | 10 | |
| | 17 | Douglas-Powell Thomas | 4 | - | 5 | 9 | |
| | 1 | Graham Beau | - | - | 1 | 1 | |
| | 2 | Guymer Jacob | - | - | - | - | |
| | 3 | Morrow Christopher | - | - | - | - | |
| | 4 | Staples Max | - | - | - | - | |
| | 8 | Millers Brad | - | - | - | - | |
| | 10 | Bell Benjamin | - | - | - | - | |
| | 13 | Walker Samuel | - | - | - | - | |
| | 14 | Sukochev Grigory | - | - | - | - | |
| | 16 | Smith Luke Dwi Putra | - | - | - | - | |
| Team Totals | | | 22 | 1 | 13 | 36 | 61.11 |

LEGEND Avg Average Eff% Efficiency Rk Rank Succ% Success %

Timing and Results provided by  TISSOT