



Match No: 44

### Match Statistics

статистика

Match Duration: 2h 00m  
Attendance: 540

THA vs JPN  
3 2

Teams	Sets	1	2	3	4	5	Total
THA	3	24	25	25	21	15	110
JPN	2	26	21	14	25	9	95
	Playing Time	24m	24m	20m	26m	14m	1h 48m

First Referee: MYREDAL Andreas (NOR)


Second Referee: HO Tat Ming, Samuel (HKG)

### THA - Thailand


Scoring Spike

Limit 15.00%

Rk	No	Name	Spikes	Faults	Shots	Total Attempts	Eff %
1	9	SRI-UTTHAWONG Kittikun	22	4	3	29	62.07
2	3	TABWISES Wanchai	18	3	13	34	44.12
3	1	RAKSAKAEW Jirayu	14	6	19	39	20.51
	5	NILSAWAI Kissada	6	1	8	15	
	2	VAENPRADAB Montri	3	2	1	6	
	17	CHAROENSUK Saranchit	-	-	2	2	
	14	SOMKANE Kitsada	1	1	-	2	
	16	NAKPRASONG Teerasak	1	-	-	1	
	4	KESAPAN Nattapong	-	-	-	-	
	7	BOUDANG Yuranan	-	-	-	-	
	8	SILAPASRON Kanit	-	-	-	-	
	10	TOONTUPTHAI Piyarat	-	-	-	-	
<b>Team Totals</b>			65	17	46	128	37.50

Scoring Block



Rk	No	Name	Kill Blocks	Faults	Rebounds	Total Attempts	Avg by Set
1	5	NILSAWAI Kissada	9	6	6	21	1.80
2	3	TABWISES Wanchai	4	6	2	12	0.80
3	9	SRI-UTTHAWONG Kittikun	3	2	2	7	0.60
4	2	VAENPRADAB Montri	2	3	6	11	0.40
4	1	RAKSAKAEW Jirayu	2	4	1	7	0.40
6	16	NAKPRASONG Teerasak	1	1	-	2	0.20
7	17	CHAROENSUK Saranchit	-	1	-	1	0.00
	4	KESAPAN Nattapong	-	-	-	-	
	7	BOUDANG Yuranan	-	-	-	-	
	8	SILAPASRON Kanit	-	-	-	-	
	10	TOONTUPTHAI Piyarat	-	-	-	-	
	14	SOMKANE Kitsada	-	-	-	-	
<b>Team Totals</b>			21	23	17	61	4.20

Scoring Service


Rk	No	Name	Aces	Faults	Serve Hits	Total Attempts	Avg by Set
1	1	RAKSAKAEW Jirayu	2	4	14	20	0.40
2	3	TABWISES Wanchai	1	2	14	17	0.20
2	14	SOMKANE Kitsada	1	2	4	7	0.20
2	16	NAKPRASONG Teerasak	1	-	2	3	0.20
5	2	VAENPRADAB Montri	-	1	18	19	0.00
5	5	NILSAWAI Kissada	-	1	17	18	0.00
5	17	CHAROENSUK Saranchit	-	2	11	13	0.00
5	9	SRI-UTTHAWONG Kittikun	-	-	12	12	0.00
	4	KESAPAN Nattapong	-	-	-	-	
	7	BOUDANG Yuranan	-	-	-	-	
	8	SILAPASRON Kanit	-	-	-	-	
	10	TOONTUPTHAI Piyarat	-	-	-	-	
<b>Team Totals</b>			5	12	92	109	1.00

Team

Opponent Errors & Team Faults	19
-------------------------------	----

Timing and Results provided by  TISSOT



Match No: 44

### Match Statistics

статистика

Match Duration: 2h 00m  
Attendance: 540


THA vs JPN  
3 2

Teams	Sets	1	2	3	4	5	Total
THA	3	24	25	25	21	15	110
JPN	2	26	21	14	25	9	95
	Playing Time	24m	24m	20m	26m	14m	1h 48m


First Referee: MYREDAL Andreas (NOR)

Second Referee: HO Tat Ming, Samuel (HKG)

### THA - Thailand

Non-Scoring Dig


Rk	No	Name	Digs	Faults	Receptions	Total Attempts	Avg by Set
1	10	TOONTUPTHAI Piyarat	4	3	10	17	0.80
2	9	SRI-UTTHAWONG Kittikun	1	4	9	14	0.20
2	5	NILSAWAI Kissada	1	1	7	9	0.20
2	17	CHAROENSUK Saranchit	1	2	6	9	0.20
2	3	TABWISES Wanchai	1	4	3	8	0.20
6	2	VAENPRADAB Montri	-	1	5	6	0.00
6	1	RAKSAKAEW Jirayu	-	-	5	5	0.00
6	14	SOMKANE Kitsada	-	-	1	1	0.00
6	16	NAKPRASONG Teerasak	-	-	1	1	0.00
	4	KESAPAN Nattapong	-	-	-	-	-
	7	BOUDANG Yuranan	-	-	-	-	-
	8	SILAPASRON Kanit	-	-	-	-	-
<b>Team Totals</b>			8	15	47	70	1.60

Non-Scoring Set


Rk	No	Name	Running Sets	Faults	Still Sets	Total Attempts	Avg by Set
1	17	CHAROENSUK Saranchit	57	2	51	110	11.40
2	10	TOONTUPTHAI Piyarat	3	-	2	5	0.60
3	3	TABWISES Wanchai	2	-	1	3	0.40
4	1	RAKSAKAEW Jirayu	1	-	1	2	0.20
5	2	VAENPRADAB Montri	-	-	3	3	0.00
5	9	SRI-UTTHAWONG Kittikun	-	-	1	1	0.00
	4	KESAPAN Nattapong	-	-	-	-	-
	5	NILSAWAI Kissada	-	-	-	-	-
	7	BOUDANG Yuranan	-	-	-	-	-
	8	SILAPASRON Kanit	-	-	-	-	-
	14	SOMKANE Kitsada	-	-	-	-	-
	16	NAKPRASONG Teerasak	-	-	-	-	-
<b>Team Totals</b>			63	2	59	124	12.60

Non-Scoring Reception

<b>Limit</b> 25.00%

Rk	No	Name	Excellents	Faults	Serve Receptions	Total Attempts	Succ %
1	3	TABWISES Wanchai	6	1	20	27	22.22
2	9	SRI-UTTHAWONG Kittikun	4	-	21	25	16.00
	10	TOONTUPTHAI Piyarat	7	-	12	19	-
	14	SOMKANE Kitsada	1	1	4	6	-
	1	RAKSAKAEW Jirayu	-	-	-	-	-
	2	VAENPRADAB Montri	-	-	-	-	-
	4	KESAPAN Nattapong	-	-	-	-	-
	5	NILSAWAI Kissada	-	-	-	-	-
	7	BOUDANG Yuranan	-	-	-	-	-
	8	SILAPASRON Kanit	-	-	-	-	-
	16	NAKPRASONG Teerasak	-	-	-	-	-
	17	CHAROENSUK Saranchit	-	-	-	-	-
<b>Team Totals</b>			18	2	57	77	23.38



Match No: 44

Match Statistics  
статистика

Match Duration: 2h 00m  
Attendance: 540

THA vs JPN  
3 2

Teams	Sets	1	2	3	4	5	Total
THA	3	24	25	25	21	15	110
JPN	2	26	21	14	25	9	95
	Playing Time	24m	24m	20m	26m	14m	1h 48m

First Referee: MYREDAL Andreas (NOR)


Second Referee: HO Tat Ming, Samuel (HKG)

JPN - Japan


Scoring Spike

Limit 15.00%

Rk	No	Name	Spikes	Faults	Shots	Total Attempts	Eff %
1	2	CHIJIKI Shunsuke	12	4	15	31	25.81
2	9	DEKITA Takashi	7	4	10	21	14.29
3	6	WATANABE Sogo	7	5	8	20	10.00
	4	SHIOTA Tatsuya	7	2	6	15	
	12	YAMADA Shuzo	7	3	5	15	
	7	HOSHINO Hidetomo	8	-	6	14	
	1	OZAWA Shoh	3	4	2	9	
	8	RI Haku	5	1	2	8	
	5	FUKATSU Hideomi	1	1	2	4	
	3	KOGA Taichiro	-	-	1	1	
	11	FUSHIMI Yamato	-	1	-	1	
	10	MAEDA Issei	-	-	-	-	
<b>Team Totals</b>			57	25	57	139	23.02

Scoring Block



Rk	No	Name	Kill Blocks	Faults	Rebounds	Total Attempts	Avg by Set
1	2	CHIJIKI Shunsuke	6	4	2	12	1.20
2	8	RI Haku	3	2	4	9	0.60
3	5	FUKATSU Hideomi	2	2	2	6	0.40
4	7	HOSHINO Hidetomo	1	-	-	1	0.20
5	4	SHIOTA Tatsuya	-	4	7	11	0.00
5	11	FUSHIMI Yamato	-	5	3	8	0.00
5	9	DEKITA Takashi	-	2	1	3	0.00
5	6	WATANABE Sogo	-	1	1	2	0.00
	1	OZAWA Shoh	-	-	-	-	
	3	KOGA Taichiro	-	-	-	-	
	10	MAEDA Issei	-	-	-	-	
	12	YAMADA Shuzo	-	-	-	-	
<b>Team Totals</b>			12	20	20	52	2.40

Scoring Service


Rk	No	Name	Aces	Faults	Serve Hits	Total Attempts	Avg by Set
1	4	SHIOTA Tatsuya	1	4	13	18	0.20
1	5	FUKATSU Hideomi	1	-	16	17	0.20
1	7	HOSHINO Hidetomo	1	-	13	14	0.20
1	9	DEKITA Takashi	1	-	6	7	0.20
5	6	WATANABE Sogo	-	2	9	11	0.00
5	2	CHIJIKI Shunsuke	-	3	5	8	0.00
5	1	OZAWA Shoh	-	2	5	7	0.00
5	12	YAMADA Shuzo	-	1	5	6	0.00
5	8	RI Haku	-	-	4	4	0.00
5	11	FUSHIMI Yamato	-	-	3	3	0.00
5	10	MAEDA Issei	-	-	1	1	0.00
	3	KOGA Taichiro	-	-	-	-	
<b>Team Totals</b>			4	12	80	96	0.80

Team

Opponent Errors & Team Faults	22
-------------------------------	----

Timing and Results provided by  TISSOT



Match No: 44

### Match Statistics

статистика

Match Duration: 2h 00m  
Attendance: 540


THA vs JPN  
3 2

Teams	Sets	1	2	3	4	5	Total
THA	3	24	25	25	21	15	110
JPN	2	26	21	14	25	9	95
	Playing Time	24m	24m	20m	26m	14m	1h 48m


First Referee: MYREDAL Andreas (NOR)

Second Referee: HO Tat Ming, Samuel (HKG)

### JPN - Japan

Non-Scoring Dig


Rk	No	Name	Digs	Faults	Receptions	Total Attempts	Avg by Set
1	3	KOGA Taichiro	7	10	3	20	1.40
2	2	CHIJIKI Shunsuke	3	3	4	10	0.60
3	5	FUKATSU Hideomi	2	4	10	16	0.40
3	12	YAMADA Shuzo	2	-	1	3	0.40
5	9	DEKITA Takashi	1	-	2	3	0.20
5	1	OZAWA Shoh	1	1	-	2	0.20
7	6	WATANABE Sogo	-	2	3	5	0.00
7	7	HOSHINO Hidetomo	-	2	3	5	0.00
7	4	SHIOTA Tatsuya	-	-	3	3	0.00
7	8	RI Haku	-	-	1	1	0.00
7	11	FUSHIMI Yamato	-	-	1	1	0.00
	10	MAEDA Issei	-	-	-	-	-
<b>Team Totals</b>			16	22	31	69	3.20

Non-Scoring Set



Rk	No	Name	Running Sets	Faults	Still Sets	Total Attempts	Avg by Set
1	5	FUKATSU Hideomi	47	1	57	105	9.40
2	3	KOGA Taichiro	2	-	6	8	0.40
3	7	HOSHINO Hidetomo	1	-	2	3	0.20
3	1	OZAWA Shoh	1	-	1	2	0.20
3	9	DEKITA Takashi	1	-	1	2	0.20
3	4	SHIOTA Tatsuya	1	-	-	1	0.20
7	2	CHIJIKI Shunsuke	-	-	2	2	0.00
7	8	RI Haku	-	-	2	2	0.00
7	12	YAMADA Shuzo	-	-	2	2	0.00
	6	WATANABE Sogo	-	-	-	-	-
	10	MAEDA Issei	-	-	-	-	-
	11	FUSHIMI Yamato	-	-	-	-	-
<b>Team Totals</b>			53	1	73	127	10.60

Non-Scoring Reception

<b>Limit</b> 25.00%

Rk	No	Name	Excellents	Faults	Serve Receptions	Total Attempts	Succ %
1	3	KOGA Taichiro	9	-	21	30	30.00
2	7	HOSHINO Hidetomo	9	1	21	31	29.03
3	6	WATANABE Sogo	3	1	21	25	12.00
	2	CHIJIKI Shunsuke	1	1	4	6	-
	4	SHIOTA Tatsuya	-	-	2	2	-
	5	FUKATSU Hideomi	-	-	1	1	-
	1	OZAWA Shoh	-	-	-	-	-
	8	RI Haku	-	-	-	-	-
	9	DEKITA Takashi	-	-	-	-	-
	10	MAEDA Issei	-	-	-	-	-
	11	FUSHIMI Yamato	-	-	-	-	-
	12	YAMADA Shuzo	-	-	-	-	-
<b>Team Totals</b>			22	3	70	95	23.16

LEGEND Avg Average Eff% Efficiency Rk Rank Succ% Success %

Timing and Results provided by  TISSOT