



Match No: 34

Match Statistics

статистика

Match Duration: 2h 22m
Attendance: 520

JPN vs UKR

2 3

Teams	Sets	1	2	3	4	5	Total
JPN	2	25	21	25	20	18	109
UKR	3	23	25	21	25	20	114
	Playing Time	27m	27m	27m	25m	24m	2h 10m

First Referee: LUNA AMEZCUA Jose Roberto (MEX)

Second Referee: BAJCI Peter (SVK)

JPN - Japan

Scoring Spike

Limit 15.00%

Rk	No	Name	Spikes	Faults	Shots	Total Attempts	Eff %
1	9	DEKITA Takashi	27	7	23	57	35.09
2	7	HOSHINO Hidetomo	9	4	15	28	17.86
	2	CHIJIKI Shunsuke	7	3	12	22	
	6	WATANABE Sogo	11	2	7	20	
	4	SHIOTA Tatsuya	11	2	4	17	
	11	FUSHIMI Yamato	5	1	7	13	
	5	FUKATSU Hideomi	1	1	4	6	
	1	OZAWA Shoh	1	-	-	1	
	3	KOGA Taichiro	-	-	-	-	
	8	RI Haku	-	-	-	-	
	10	MAEDA Issei	-	-	-	-	
	12	YAMADA Shuzo	-	-	-	-	
Team Totals			72	20	72	164	31.71

Scoring Block



Rk	No	Name	Kill Blocks	Faults	Rebounds	Total Attempts	Avg by Set
1	11	FUSHIMI Yamato	4	12	8	24	0.80
2	9	DEKITA Takashi	2	6	4	12	0.40
2	7	HOSHINO Hidetomo	2	3	-	5	0.40
4	4	SHIOTA Tatsuya	-	9	12	21	0.00
4	5	FUKATSU Hideomi	-	2	5	7	0.00
4	6	WATANABE Sogo	-	2	1	3	0.00
	1	OZAWA Shoh	-	-	-	-	
	2	CHIJIKI Shunsuke	-	-	-	-	
	3	KOGA Taichiro	-	-	-	-	
	8	RI Haku	-	-	-	-	
	10	MAEDA Issei	-	-	-	-	
	12	YAMADA Shuzo	-	-	-	-	
Team Totals			8	34	30	72	1.60

Scoring Service


Rk	No	Name	Aces	Faults	Serve Hits	Total Attempts	Avg by Set
1	11	FUSHIMI Yamato	2	3	7	12	0.40
2	7	HOSHINO Hidetomo	1	-	15	16	0.20
2	6	WATANABE Sogo	1	3	9	13	0.20
4	4	SHIOTA Tatsuya	-	9	10	19	0.00
4	5	FUKATSU Hideomi	-	-	17	17	0.00
4	9	DEKITA Takashi	-	1	12	13	0.00
4	2	CHIJIKI Shunsuke	-	1	7	8	0.00
4	1	OZAWA Shoh	-	-	7	7	0.00
4	12	YAMADA Shuzo	-	2	2	4	0.00
	3	KOGA Taichiro	-	-	-	-	
	8	RI Haku	-	-	-	-	
	10	MAEDA Issei	-	-	-	-	
Team Totals			4	19	86	109	0.80

Team

Opponent Errors & Team Faults	25
-------------------------------	----

Timing and Results provided by  TISSOT



Match No: 34

Match Statistics

статистика

Match Duration: 2h 22m
Attendance: 520

JPN vs UKR

2 3

Teams	Sets	1	2	3	4	5	Total
JPN	2	25	21	25	20	18	109
UKR	3	23	25	21	25	20	114
	Playing Time	27m	27m	27m	25m	24m	2h 10m

First Referee: LUNA AMEZCUA Jose Roberto (MEX)

Second Referee: BAJCI Peter (SVK)

JPN - Japan

Non-Scoring Dig


Rk	No	Name	Digs	Faults	Receptions	Total Attempts	Avg by Set
1	3	KOGA Taichiro	12	8	8	28	2.40
2	5	FUKATSU Hideomi	6	3	7	16	1.20
3	7	HOSHINO Hidetomo	4	7	9	20	0.80
3	2	CHIJIKI Shunsuke	4	3	3	10	0.80
5	6	WATANABE Sogo	3	4	3	10	0.60
6	9	DEKITA Takashi	2	5	4	11	0.40
7	11	FUSHIMI Yamato	1	2	3	6	0.20
7	1	OZAWA Shoh	1	1	-	2	0.20
7	4	SHIOTA Tatsuya	1	-	-	1	0.20
	8	RI Haku	-	-	-	-	-
	10	MAEDA Issei	-	-	-	-	-
	12	YAMADA Shuzo	-	-	-	-	-
Team Totals			34	33	37	104	6.80

Non-Scoring Set


Rk	No	Name	Running Sets	Faults	Still Sets	Total Attempts	Avg by Set
1	5	FUKATSU Hideomi	68	-	60	128	13.60
2	3	KOGA Taichiro	1	-	11	12	0.20
3	9	DEKITA Takashi	-	-	4	4	0.00
3	2	CHIJIKI Shunsuke	-	-	3	3	0.00
3	1	OZAWA Shoh	-	-	1	1	0.00
3	4	SHIOTA Tatsuya	-	-	1	1	0.00
3	6	WATANABE Sogo	-	-	1	1	0.00
3	7	HOSHINO Hidetomo	-	-	1	1	0.00
3	11	FUSHIMI Yamato	-	-	1	1	0.00
3	12	YAMADA Shuzo	-	-	1	1	0.00
	8	RI Haku	-	-	-	-	-
	10	MAEDA Issei	-	-	-	-	-
Team Totals			69		84	153	13.80

Non-Scoring Reception

Limit 25.00%

Rk	No	Name	Excellents	Faults	Serve Receptions	Total Attempts	Succ %
1	3	KOGA Taichiro	17	4	8	29	58.62
2	7	HOSHINO Hidetomo	19	1	15	35	54.29
	6	WATANABE Sogo	11	-	8	19	
	2	CHIJIKI Shunsuke	7	1	4	12	
	4	SHIOTA Tatsuya	2	-	-	2	
	1	OZAWA Shoh	-	-	-	-	
	5	FUKATSU Hideomi	-	-	-	-	
	8	RI Haku	-	-	-	-	
	9	DEKITA Takashi	-	-	-	-	
	10	MAEDA Issei	-	-	-	-	
	11	FUSHIMI Yamato	-	-	-	-	
	12	YAMADA Shuzo	-	-	-	-	
Team Totals			56	6	35	97	57.73



Match No: 34

Match Statistics

статистика

Match Duration: 2h 22m
Attendance: 520

JPN vs UKR

2 3

Teams	Sets	1	2	3	4	5	Total
JPN	2	25	21	25	20	18	109
UKR	3	23	25	21	25	20	114
	Playing Time	27m	27m	27m	25m	24m	2h 10m

First Referee: LUNA AMEZCUA Jose Roberto (MEX)


Second Referee: BAJCI Peter (SVK)

UKR - Ukraine

Scoring Spike

Limit 15.00%

Rk	No	Name	Spikes	Faults	Shots	Total Attempts	Eff %
1	14	IERESHCHENKO Ian	20	3	16	39	43.59
2	5	ZHUMATII Oleksandr	16	3	18	37	35.14
3	4	KLYAMAR Oleksiy	8	3	15	26	19.23
	8	TUPCHII Andrii	8	-	6	14	
	1	PIUN Kyrylo	7	1	4	12	
	13	RIABUKHA Kostiantyn	6	-	3	9	
	10	YUSHKEVYCH Ruslan	1	-	-	1	
	9	DMYTRIIEV Oleksandr	-	1	-	1	
	3	STOROZHLOV Dmytro	-	-	-	-	
	6	PRYKHODKO Roman	-	-	-	-	
	7	SHORKIN Dmytro	-	-	-	-	
	11	MOROZ Mykola	-	-	-	-	
Team Totals			66	11	62	139	39.57

Scoring Block


Rk	No	Name	Kill Blocks	Faults	Rebounds	Total Attempts	Avg by Set
1	13	RIABUKHA Kostiantyn	4	8	12	24	0.80
2	3	STOROZHLOV Dmytro	3	5	3	11	0.60
3	14	IERESHCHENKO Ian	2	4	4	10	0.40
3	8	TUPCHII Andrii	2	-	4	6	0.40
5	5	ZHUMATII Oleksandr	1	4	6	11	0.20
6	1	PIUN Kyrylo	-	9	12	21	0.00
6	4	KLYAMAR Oleksiy	-	5	3	8	0.00
6	10	YUSHKEVYCH Ruslan	-	-	5	5	0.00
6	9	DMYTRIIEV Oleksandr	-	2	3	5	0.00
	6	PRYKHODKO Roman	-	-	-	-	
	7	SHORKIN Dmytro	-	-	-	-	
	11	MOROZ Mykola	-	-	-	-	
Team Totals			12	37	52	101	2.40

Scoring Service


Rk	No	Name	Aces	Faults	Serve Hits	Total Attempts	Avg by Set
1	4	KLYAMAR Oleksiy	2	4	12	18	0.40
2	14	IERESHCHENKO Ian	1	5	14	20	0.20
2	13	RIABUKHA Kostiantyn	1	1	15	17	0.20
2	3	STOROZHLOV Dmytro	1	2	12	15	0.20
2	1	PIUN Kyrylo	1	2	9	12	0.20
6	5	ZHUMATII Oleksandr	-	1	11	12	0.00
6	9	DMYTRIIEV Oleksandr	-	-	9	9	0.00
6	10	YUSHKEVYCH Ruslan	-	-	6	6	0.00
6	8	TUPCHII Andrii	-	2	3	5	0.00
	6	PRYKHODKO Roman	-	-	-	-	
	7	SHORKIN Dmytro	-	-	-	-	
	11	MOROZ Mykola	-	-	-	-	
Team Totals			6	17	91	114	1.20

Team

Opponent Errors & Team Faults	30
-------------------------------	----

Timing and Results provided by  TISSOT



WED 10 JUL 2013
18:00
20:22

Match No: 34

Match Statistics
статистика

Match Duration: 2h 22m
Attendance: 520


JPN vs UKR
2 3

Teams	Sets	1	2	3	4	5	Total
JPN	2	25	21	25	20	18	109
UKR	3	23	25	21	25	20	114
	Playing Time	27m	27m	27m	25m	24m	2h 10m


First Referee: LUNA AMEZCUA Jose Roberto (MEX)

Second Referee: BAJCI Peter (SVK)

UKR - Ukraine

Non-Scoring Dig


Rk	No	Name	Digs	Faults	Receptions	Total Attempts	Avg by Set
1	6	PRYKHODKO Roman	3	7	9	19	0.60
1	14	IERESHCHENKO Ian	3	7	5	15	0.60
3	4	KLYAMAR Oleksiy	2	5	8	15	0.40
4	5	ZHUMATII Oleksandr	1	4	7	12	0.20
4	3	STOROZHLOV Dmytro	1	8	3	12	0.20
4	9	DMYTRIIEV Oleksandr	1	4	6	11	0.20
4	13	RIABUKHA Kostiantyn	1	2	1	4	0.20
4	1	PIUN Kyrylo	1	-	1	2	0.20
4	8	TUPCHII Andrii	1	-	1	2	0.20
4	10	YUSHKEVYCH Ruslan	1	-	-	1	0.20
	7	SHORKIN Dmytro	-	-	-	-	-
	11	MOROZ Mykola	-	-	-	-	-
Team Totals			15	37	41	93	3.00

Non-Scoring Set


Rk	No	Name	Running Sets	Faults	Still Sets	Total Attempts	Avg by Set
1	3	STOROZHLOV Dmytro	35	1	26	62	7.00
2	9	DMYTRIIEV Oleksandr	20	1	26	47	4.00
3	4	KLYAMAR Oleksiy	3	-	3	6	0.60
4	6	PRYKHODKO Roman	2	-	6	8	0.40
5	14	IERESHCHENKO Ian	1	-	4	5	0.20
5	13	RIABUKHA Kostiantyn	1	-	1	2	0.20
5	5	ZHUMATII Oleksandr	1	-	-	1	0.20
8	1	PIUN Kyrylo	-	-	1	1	0.00
8	8	TUPCHII Andrii	-	-	1	1	0.00
	7	SHORKIN Dmytro	-	-	-	-	-
	10	YUSHKEVYCH Ruslan	-	-	-	-	-
	11	MOROZ Mykola	-	-	-	-	-
Team Totals			63	2	68	133	12.60

Non-Scoring Reception

Limit 25.00%

Rk	No	Name	Excellents	Faults	Serve Receptions	Total Attempts	Succ %
1	4	KLYAMAR Oleksiy	23	3	10	36	63.89
	14	IERESHCHENKO Ian	13	1	10	24	
	6	PRYKHODKO Roman	10	-	12	22	
	3	STOROZHLOV Dmytro	-	-	2	2	
	13	RIABUKHA Kostiantyn	1	-	1	2	
	1	PIUN Kyrylo	1	-	-	1	
	9	DMYTRIIEV Oleksandr	1	-	-	1	
	5	ZHUMATII Oleksandr	-	-	-	-	
	7	SHORKIN Dmytro	-	-	-	-	
	8	TUPCHII Andrii	-	-	-	-	
	10	YUSHKEVYCH Ruslan	-	-	-	-	
	11	MOROZ Mykola	-	-	-	-	
Team Totals			49	4	35	88	55.68

LEGEND
Avg Average Eff% Efficiency Rk Rank Succ% Success %

Timing and Results provided by  **TISSOT**