



Match No: 24

Match Statistics

статистика

Match Duration: 1h 18m
Attendance: 452

LAT vs JPN
0 3

Teams	Sets	1	2	3	Total
LAT	0	17	12	25	54
JPN	3	25	25	27	77
Playing Time		22m	20m	29m	1h 11m

First Referee: KANG Joo Hee (KOR)


Second Referee: KNIZHNIKOV Nikolay (RUS)

LAT - Latvia


Scoring Spike

Limit 15.00%

Rk	No	Name	Spikes	Faults	Shots	Total Attempts	Eff %
1	9	TOCS Edgars	12	5	9	26	26.92
2	14	ZAVOROTNIJS Andrejs	7	4	8	19	15.79
3	6	VORONKO Eriks	6	5	8	19	5.26
	4	LIEPINS Janis	2	3	4	9	
	13	CINNE Vitalijs	1	4	2	7	
	11	PETROVS Deniss	1	-	5	6	
	17	AVDEJEVS Aleksandrs	2	-	4	6	
	15	SAMUILOVS Aleksandrs	1	-	1	2	
	1	JANSONS Martins	-	-	-	-	
	3	VISOCKIS Vladimirs	-	-	-	-	
	8	NIKOLAJEVs Sergejs	-	-	-	-	
	10	LAVRENOVS Dmitrijs	-	-	-	-	
Team Totals			32	21	41	94	11.70

Scoring Block


Rk	No	Name	Kill Blocks	Faults	Rebounds	Total Attempts	Avg by Set
1	6	VORONKO Eriks	1	2	3	6	0.33
1	13	CINNE Vitalijs	1	1	2	4	0.33
1	9	TOCS Edgars	1	3	-	4	0.33
4	4	LIEPINS Janis	-	4	1	5	0.00
4	14	ZAVOROTNIJS Andrejs	-	2	2	4	0.00
4	15	SAMUILOVS Aleksandrs	-	-	3	3	0.00
4	11	PETROVS Deniss	-	2	1	3	0.00
4	17	AVDEJEVS Aleksandrs	-	-	1	1	0.00
	1	JANSONS Martins	-	-	-	-	
	3	VISOCKIS Vladimirs	-	-	-	-	
	8	NIKOLAJEVs Sergejs	-	-	-	-	
	10	LAVRENOVS Dmitrijs	-	-	-	-	
Team Totals			3	14	13	30	1.00

Scoring Service


Rk	No	Name	Aces	Faults	Serve Hits	Total Attempts	Avg by Set
1	11	PETROVS Deniss	1	-	12	13	0.33
1	17	AVDEJEVS Aleksandrs	1	-	4	5	0.33
3	9	TOCS Edgars	-	-	10	10	0.00
3	14	ZAVOROTNIJS Andrejs	-	3	5	8	0.00
3	6	VORONKO Eriks	-	-	7	7	0.00
3	15	SAMUILOVS Aleksandrs	-	-	4	4	0.00
3	4	LIEPINS Janis	-	1	3	4	0.00
3	13	CINNE Vitalijs	-	2	2	4	0.00
3	1	JANSONS Martins	-	-	1	1	0.00
	3	VISOCKIS Vladimirs	-	-	-	-	
	8	NIKOLAJEVs Sergejs	-	-	-	-	
	10	LAVRENOVS Dmitrijs	-	-	-	-	
Team Totals			2	6	48	56	0.67

Team

Opponent Errors & Team Faults	17
-------------------------------	----

Timing and Results provided by  TISSOT



Match No: 24

Match Statistics

статистика

Match Duration: 1h 18m
Attendance: 452


LAT vs JPN
0 3

Teams	Sets	1	2	3	Total
LAT	0	17	12	25	54
JPN	3	25	25	27	77
Playing Time		22m	20m	29m	1h 11m


First Referee: KANG Joo Hee (KOR)

Second Referee: KNIZHNIKOV Nikolay (RUS)

LAT - Latvia

Non-Scoring Dig


Rk	No	Name	Digs	Faults	Receptions	Total Attempts	Avg by Set
1	8	NIKOLAJEVs Sergejs	2	2	10	14	0.67
2	11	PETROVS Deniss	1	5	5	11	0.33
2	6	VORONKO Eriks	1	3	5	9	0.33
4	9	TOCS Edgars	-	4	3	7	0.00
4	14	ZAVOROTNIJS Andrejs	-	3	3	6	0.00
4	17	AVDEJEVS Aleksandrs	-	1	3	4	0.00
4	13	CINNE Vitalijs	-	1	1	2	0.00
4	4	LIEPINS Janis	-	1	-	1	0.00
	1	JANSONS Martins	-	-	-	-	-
	3	VISOCKIS Vladimirs	-	-	-	-	-
	10	LAVRENOVS Dmitrijs	-	-	-	-	-
	15	SAMUILOVS Aleksandrs	-	-	-	-	-
Team Totals			4	20	30	54	1.33

Non-Scoring Set


Rk	No	Name	Running Sets	Faults	Still Sets	Total Attempts	Avg by Set
1	11	PETROVS Deniss	25	1	51	77	8.33
2	8	NIKOLAJEVs Sergejs	1	1	1	3	0.33
3	6	VORONKO Eriks	-	-	1	1	0.00
3	13	CINNE Vitalijs	-	-	1	1	0.00
	1	JANSONS Martins	-	-	-	-	-
	3	VISOCKIS Vladimirs	-	-	-	-	-
	4	LIEPINS Janis	-	-	-	-	-
	9	TOCS Edgars	-	-	-	-	-
	10	LAVRENOVS Dmitrijs	-	-	-	-	-
	14	ZAVOROTNIJS Andrejs	-	-	-	-	-
	15	SAMUILOVS Aleksandrs	-	-	-	-	-
	17	AVDEJEVS Aleksandrs	-	-	-	-	-
Team Totals			26	2	54	82	8.67

Non-Scoring Reception

Limit 25.00%

Rk	No	Name	Excellents	Faults	Serve Receptions	Total Attempts	Succ %
1	8	NIKOLAJEVs Sergejs	6	-	10	16	37.50
2	6	VORONKO Eriks	3	1	16	20	15.00
	17	AVDEJEVS Aleksandrs	3	-	11	14	-
	13	CINNE Vitalijs	-	-	9	9	-
	11	PETROVS Deniss	1	-	-	1	-
	1	JANSONS Martins	-	-	-	-	-
	3	VISOCKIS Vladimirs	-	-	-	-	-
	4	LIEPINS Janis	-	-	-	-	-
	9	TOCS Edgars	-	-	-	-	-
	10	LAVRENOVS Dmitrijs	-	-	-	-	-
	14	ZAVOROTNIJS Andrejs	-	-	-	-	-
	15	SAMUILOVS Aleksandrs	-	-	-	-	-
Team Totals			13	1	46	60	21.67



Match No: 24

Match Statistics

статистика

Match Duration: 1h 18m
Attendance: 452

LAT vs JPN
0 3

Teams	Sets	1	2	3	Total
LAT	0	17	12	25	54
JPN	3	25	25	27	77
Playing Time		22m	20m	29m	1h 11m

First Referee: KANG Joo Hee (KOR)


Second Referee: KNIZHNIKOV Nikolay (RUS)

JPN - Japan


Scoring Spike

Limit 15.00%

Rk	No	Name	Spikes	Faults	Shots	Total Attempts	Eff %
1	7	HOSHINO Hidetomo	9	1	5	15	53.33
2	9	DEKITA Takashi	11	-	12	23	47.83
3	2	CHIJIKI Shunsuke	11	1	12	24	41.67
	4	SHIOTA Tatsuya	7	1	2	10	
	11	FUSHIMI Yamato	5	2	1	8	
	5	FUKATSU Hideomi	2	1	1	4	
	12	YAMADA Shuzo	1	-	-	1	
	1	OZAWA Shoh	-	-	-	-	
	3	KOGA Taichiro	-	-	-	-	
	6	WATANABE Sogo	-	-	-	-	
	8	RI Haku	-	-	-	-	
	10	MAEDA Issei	-	-	-	-	
Team Totals			46	6	33	85	47.06

Scoring Block



Rk	No	Name	Kill Blocks	Faults	Rebounds	Total Attempts	Avg by Set
1	11	FUSHIMI Yamato	4	5	4	13	1.33
2	2	CHIJIKI Shunsuke	2	-	3	5	0.67
3	4	SHIOTA Tatsuya	1	2	4	7	0.33
3	5	FUKATSU Hideomi	1	2	4	7	0.33
3	9	DEKITA Takashi	1	2	3	6	0.33
3	7	HOSHINO Hidetomo	1	-	1	2	0.33
	1	OZAWA Shoh	-	-	-	-	
	3	KOGA Taichiro	-	-	-	-	
	6	WATANABE Sogo	-	-	-	-	
	8	RI Haku	-	-	-	-	
	10	MAEDA Issei	-	-	-	-	
	12	YAMADA Shuzo	-	-	-	-	
Team Totals			10	11	19	40	3.33

Scoring Service


Rk	No	Name	Aces	Faults	Serve Hits	Total Attempts	Avg by Set
1	7	HOSHINO Hidetomo	-	1	13	14	0.00
1	4	SHIOTA Tatsuya	-	3	9	12	0.00
1	5	FUKATSU Hideomi	-	1	8	9	0.00
1	9	DEKITA Takashi	-	1	8	9	0.00
1	11	FUSHIMI Yamato	-	2	7	9	0.00
1	2	CHIJIKI Shunsuke	-	3	6	9	0.00
1	1	OZAWA Shoh	-	1	5	6	0.00
1	12	YAMADA Shuzo	-	2	2	4	0.00
1	6	WATANABE Sogo	-	-	3	3	0.00
	3	KOGA Taichiro	-	-	-	-	
	8	RI Haku	-	-	-	-	
	10	MAEDA Issei	-	-	-	-	
Team Totals				14	61	75	0.00

Team

Opponent Errors & Team Faults	21
-------------------------------	----

Timing and Results provided by  TISSOT



Match No: 24

Match Statistics

статистика

Match Duration: 1h 18m
Attendance: 452


LAT vs JPN
0 3

Teams	Sets	1	2	3	Total
LAT	0	17	12	25	54
JPN	3	25	25	27	77
Playing Time		22m	20m	29m	1h 11m


First Referee: KANG Joo Hee (KOR)

Second Referee: KNIZHNIKOV Nikolay (RUS)

JPN - Japan

Non-Scoring Dig


Rk	No	Name	Digs	Faults	Receptions	Total Attempts	Avg by Set
1	3	KOGA Taichiro	2	3	12	17	0.67
1	5	FUKATSU Hideomi	2	2	3	7	0.67
3	4	SHIOTA Tatsuya	1	1	2	4	0.33
3	6	WATANABE Sogo	1	-	1	2	0.33
5	7	HOSHINO Hidetomo	-	2	7	9	0.00
5	9	DEKITA Takashi	-	3	1	4	0.00
5	2	CHIJIKI Shunsuke	-	1	2	3	0.00
5	1	OZAWA Shoh	-	-	2	2	0.00
	8	RI Haku	-	-	-	-	-
	10	MAEDA Issei	-	-	-	-	-
	11	FUSHIMI Yamato	-	-	-	-	-
	12	YAMADA Shuzo	-	-	-	-	-
Team Totals			6	12	30	48	2.00

Non-Scoring Set



Rk	No	Name	Running Sets	Faults	Still Sets	Total Attempts	Avg by Set
1	5	FUKATSU Hideomi	32	-	26	58	10.67
2	2	CHIJIKI Shunsuke	3	-	-	3	1.00
3	3	KOGA Taichiro	1	-	3	4	0.33
3	7	HOSHINO Hidetomo	1	-	2	3	0.33
5	1	OZAWA Shoh	-	-	1	1	0.00
5	9	DEKITA Takashi	-	-	1	1	0.00
	4	SHIOTA Tatsuya	-	-	-	-	-
	6	WATANABE Sogo	-	-	-	-	-
	8	RI Haku	-	-	-	-	-
	10	MAEDA Issei	-	-	-	-	-
	11	FUSHIMI Yamato	-	-	-	-	-
	12	YAMADA Shuzo	-	-	-	-	-
Team Totals			37		33	70	12.33

Non-Scoring Reception

Limit 25.00%

Rk	No	Name	Excellents	Faults	Serve Receptions	Total Attempts	Succ %
1	3	KOGA Taichiro	7	-	8	15	46.67
2	7	HOSHINO Hidetomo	2	-	15	17	11.76
	2	CHIJIKI Shunsuke	3	-	7	10	
	6	WATANABE Sogo	-	-	1	1	
	11	FUSHIMI Yamato	-	1	-	1	
	1	OZAWA Shoh	-	-	-	-	
	4	SHIOTA Tatsuya	-	-	-	-	
	5	FUKATSU Hideomi	-	-	-	-	
	8	RI Haku	-	-	-	-	
	9	DEKITA Takashi	-	-	-	-	
	10	MAEDA Issei	-	-	-	-	
	12	YAMADA Shuzo	-	-	-	-	
Team Totals			12	1	31	44	27.27

LEGEND Avg Average Eff% Efficiency Rk Rank Succ% Success %

Timing and Results provided by  TISSOT