



THU 11 JUL 2013
15:00
16:10

Match No: 39

Match Statistics
статистика

Match Duration: 1h 10m
Attendance: 600

USA vs KOR
0 3

Teams	Sets	1	2	3	Total
USA	0	13	14	22	49
KOR	3	25	25	25	75
	Playing Time	20m	21m	23m	1h 04m

First Referee: SIKANJIC Aleksander (SUI)


Second Referee: PICANCO Paulo (BRA)

USA - United States

Scoring Spike

Limit 15.00%

Rk	No	Name	Spikes	Faults	Shots	Total Attempts	Eff %
1	14	FALCONE Gregory	6	3	3	12	25.00
	15	QUESENBERRY Ryan	6	6	8	20	
	5	VEGA Luis	2	6	10	18	
	17	O'LEARY James	6	1	4	11	
	19	WOODS JR. Gregory	2	1	4	7	
	3	PELLETIER Michael	2	-	4	6	
	12	PIEPER Keaton	1	-	1	2	
	8	MASCOE Jason	-	-	-	-	
	9	LILLEY Ryan	-	-	-	-	
	16	JOHNSON Eric	-	-	-	-	
	18	FERRY Nicholas	-	-	-	-	
	20	BRAWN Eric	-	-	-	-	
Team Totals			25	17	34	76	10.53

Scoring Block


Rk	No	Name	Kill Blocks	Faults	Rebounds	Total Attempts	Avg by Set
1	14	FALCONE Gregory	2	10	2	14	0.67
2	15	QUESENBERRY Ryan	1	3	-	4	0.33
2	20	BRAWN Eric	1	1	-	2	0.33
4	17	O'LEARY James	-	7	3	10	0.00
4	12	PIEPER Keaton	-	6	1	7	0.00
4	5	VEGA Luis	-	4	1	5	0.00
4	3	PELLETIER Michael	-	1	2	3	0.00
4	19	WOODS JR. Gregory	-	-	1	1	0.00
	8	MASCOE Jason	-	-	-	-	
	9	LILLEY Ryan	-	-	-	-	
	16	JOHNSON Eric	-	-	-	-	
	18	FERRY Nicholas	-	-	-	-	
Team Totals			4	32	10	46	1.33

Scoring Service


Rk	No	Name	Aces	Faults	Serve Hits	Total Attempts	Avg by Set
1	12	PIEPER Keaton	4	1	9	14	1.33
2	14	FALCONE Gregory	1	2	4	7	0.33
2	5	VEGA Luis	1	3	2	6	0.33
4	17	O'LEARY James	-	2	6	8	0.00
4	15	QUESENBERRY Ryan	-	-	7	7	0.00
4	19	WOODS JR. Gregory	-	2	2	4	0.00
4	3	PELLETIER Michael	-	1	2	3	0.00
4	16	JOHNSON Eric	-	-	1	1	0.00
4	20	BRAWN Eric	-	1	-	1	0.00
	8	MASCOE Jason	-	-	-	-	
	9	LILLEY Ryan	-	-	-	-	
	18	FERRY Nicholas	-	-	-	-	
Team Totals			6	12	33	51	2.00

Team

Opponent Errors & Team Faults	14	1
-------------------------------	----	---

Timing and Results provided by  TISSOT



THU 11 JUL 2013
15:00
16:10

Match No: 39

Match Statistics
статистика

Match Duration: 1h 10m
Attendance: 600


USA vs KOR
0 3

Teams	Sets	1	2	3	Total
USA	0	13	14	22	49
KOR	3	25	25	25	75
	Playing Time	20m	21m	23m	1h 04m


First Referee: SIKANJIC Aleksander (SUI)

Second Referee: PICANCO Paulo (BRA)

USA - United States

Non-Scoring Dig


Rk	No	Name	Digs	Faults	Receptions	Total Attempts	Avg by Set
1	5	VEGA Luis	3	-	6	9	1.00
2	18	FERRY Nicholas	1	2	9	12	0.33
2	15	QUESENBERRY Ryan	1	-	-	1	0.33
4	12	PIEPER Keaton	-	1	3	4	0.00
4	3	PELLETIER Michael	-	-	3	3	0.00
4	17	O'LEARY James	-	-	2	2	0.00
4	16	JOHNSON Eric	-	-	1	1	0.00
4	14	FALCONE Gregory	-	1	-	1	0.00
	8	MASCOE Jason	-	-	-	-	-
	9	LILLEY Ryan	-	-	-	-	-
	19	WOODS JR. Gregory	-	-	-	-	-
	20	BRAWN Eric	-	-	-	-	-
Team Totals			5	4	24	33	1.67


Non-Scoring Set


Rk	No	Name	Running Sets	Faults	Still Sets	Total Attempts	Avg by Set
1	12	PIEPER Keaton	22	1	42	65	7.33
2	18	FERRY Nicholas	-	-	5	5	0.00
2	14	FALCONE Gregory	-	1	-	1	0.00
	3	PELLETIER Michael	-	-	-	-	-
	5	VEGA Luis	-	-	-	-	-
	8	MASCOE Jason	-	-	-	-	-
	9	LILLEY Ryan	-	-	-	-	-
	15	QUESENBERRY Ryan	-	-	-	-	-
	16	JOHNSON Eric	-	-	-	-	-
	17	O'LEARY James	-	-	-	-	-
	19	WOODS JR. Gregory	-	-	-	-	-
	20	BRAWN Eric	-	-	-	-	-
Team Totals			22	2	47	71	7.33

Non-Scoring Reception

Limit 25.00%

Rk	No	Name	Excellents	Faults	Serve Receptions	Total Attempts	Succ %
1	5	VEGA Luis	14	1	13	28	50.00
	18	FERRY Nicholas	9	1	4	14	
	3	PELLETIER Michael	3	-	8	11	
	19	WOODS JR. Gregory	3	2	1	6	
	8	MASCOE Jason	-	-	-	-	
	9	LILLEY Ryan	-	-	-	-	
	12	PIEPER Keaton	-	-	-	-	
	14	FALCONE Gregory	-	-	-	-	
	15	QUESENBERRY Ryan	-	-	-	-	
	16	JOHNSON Eric	-	-	-	-	
	17	O'LEARY James	-	-	-	-	
	20	BRAWN Eric	-	-	-	-	
Team Totals			29	4	26	59	49.15

Timing and Results provided by  **TISSOT**



Match No: 39

Match Statistics

статистика

Match Duration: 1h 10m
Attendance: 600

USA vs KOR
0 3

Teams	Sets	1	2	3	Total
USA	0	13	14	22	49
KOR	3	25	25	25	75
	Playing Time	20m	21m	23m	1h 04m

First Referee: SIKANJIC Aleksander (SUI)


Second Referee: PICANCO Paulo (BRA)

KOR - Korea


Scoring Spike

Limit 15.00%

Rk	No	Name	Spikes	Faults	Shots	Total Attempts	Eff %
1	11	SONG Myunggeun	9	1	2	12	66.67
2	16	SIM Kyoung-Sub	6	1	6	13	38.46
3	15	KIM Myeongjin	5	2	6	13	23.08
	7	LEE Kangwon	5	1	2	8	
	9	JIN Seongtae	4	1	2	7	
	1	SONG Huichae	3	-	1	4	
	17	PARK Jinwoo	1	-	2	3	
	10	NA Gyeongbok	2	1	-	3	
	6	LEE Mingyu	2	-	-	2	
	18	KIM Kyumin	1	-	1	2	
	3	KWAK Myoungwoo	-	-	-	-	
	5	OH Jaeseong	-	-	-	-	
Team Totals			38	7	22	67	46.27

Scoring Block



Rk	No	Name	Kill Blocks	Faults	Rebounds	Total Attempts	Avg by Set
1	9	JIN Seongtae	1	7	6	14	0.33
1	18	KIM Kyumin	1	1	2	4	0.33
1	1	SONG Huichae	1	1	-	2	0.33
4	17	PARK Jinwoo	-	3	2	5	0.00
4	15	KIM Myeongjin	-	-	4	4	0.00
4	6	LEE Mingyu	-	2	2	4	0.00
4	11	SONG Myunggeun	-	-	3	3	0.00
4	10	NA Gyeongbok	-	1	1	2	0.00
4	7	LEE Kangwon	-	1	-	1	0.00
	3	KWAK Myoungwoo	-	-	-	-	
	5	OH Jaeseong	-	-	-	-	
	16	SIM Kyoung-Sub	-	-	-	-	
Team Totals			3	16	20	39	1.00

Scoring Service


Rk	No	Name	Aces	Faults	Serve Hits	Total Attempts	Avg by Set
1	6	LEE Mingyu	2	2	7	11	0.67
2	15	KIM Myeongjin	1	1	7	9	0.33
2	17	PARK Jinwoo	1	-	6	7	0.33
2	11	SONG Myunggeun	1	-	4	5	0.33
5	9	JIN Seongtae	-	-	11	11	0.00
5	16	SIM Kyoung-Sub	-	1	8	9	0.00
5	3	KWAK Myoungwoo	-	-	6	6	0.00
5	7	LEE Kangwon	-	-	5	5	0.00
5	18	KIM Kyumin	-	1	3	4	0.00
5	1	SONG Huichae	-	2	2	4	0.00
5	10	NA Gyeongbok	-	2	-	2	0.00
	5	OH Jaeseong	-	-	-	-	
Team Totals			5	9	59	73	1.67

Team

Opponent Errors & Team Faults	29
-------------------------------	----

Timing and Results provided by  TISSOT



THU 11 JUL 2013
15:00
16:10

Match No: 39

Match Statistics
статистика

Match Duration: 1h 10m
Attendance: 600


USA vs KOR
0 3

Teams	Sets	1	2	3	Total
USA	0	13	14	22	49
KOR	3	25	25	25	75
	Playing Time	20m	21m	23m	1h 04m


First Referee: SIKANJIC Aleksander (SUI)

Second Referee: PICANCO Paulo (BRA)

KOR - Korea

Non-Scoring Dig


Rk	No	Name	Digs	Faults	Receptions	Total Attempts	Avg by Set
1	5	OH Jaeseong	5	3	7	15	1.67
2	1	SONG Huichae	1	-	3	4	0.33
2	15	KIM Myeongjin	1	-	3	4	0.33
2	16	SIM Kyoung-Sub	1	1	-	2	0.33
2	17	PARK Jinwoo	1	-	-	1	0.33
6	6	LEE Mingyu	-	2	6	8	0.00
6	3	KWAK Myoungwoo	-	-	3	3	0.00
6	9	JIN Seongtae	-	-	3	3	0.00
6	11	SONG Myunggeun	-	2	1	3	0.00
6	7	LEE Kangwon	-	-	2	2	0.00
	10	NA Gyeongbok	-	-	-	-	
	18	KIM Kyumin	-	-	-	-	
Team Totals			9	8	28	45	3.00

Non-Scoring Set


Rk	No	Name	Running Sets	Faults	Still Sets	Total Attempts	Avg by Set
1	6	LEE Mingyu	13	1	16	30	4.33
2	3	KWAK Myoungwoo	10	-	5	15	3.33
3	5	OH Jaeseong	2	-	2	4	0.67
3	10	NA Gyeongbok	2	-	-	2	0.67
3	15	KIM Myeongjin	2	-	-	2	0.67
6	11	SONG Myunggeun	1	-	1	2	0.33
6	9	JIN Seongtae	1	-	-	1	0.33
6	18	KIM Kyumin	1	-	-	1	0.33
9	16	SIM Kyoung-Sub	-	-	2	2	0.00
9	7	LEE Kangwon	-	-	1	1	0.00
	1	SONG Huichae	-	-	-	-	
	17	PARK Jinwoo	-	-	-	-	
Team Totals			32	1	27	60	10.67

Non-Scoring Reception

Limit 25.00%

Rk	No	Name	Excellents	Faults	Serve Receptions	Total Attempts	Succ %
1	5	OH Jaeseong	8	2	12	22	36.36
	1	SONG Huichae	1	2	4	7	
	16	SIM Kyoung-Sub	2	-	3	5	
	11	SONG Myunggeun	-	-	2	2	
	9	JIN Seongtae	1	-	-	1	
	3	KWAK Myoungwoo	-	1	-	1	
	10	NA Gyeongbok	-	1	-	1	
	6	LEE Mingyu	-	-	-	-	
	7	LEE Kangwon	-	-	-	-	
	15	KIM Myeongjin	-	-	-	-	
	17	PARK Jinwoo	-	-	-	-	
	18	KIM Kyumin	-	-	-	-	
Team Totals			12	6	21	39	30.77

LEGEND	Avg	Eff%	Rk	Succ%
	Average	Efficiency	Rank	Success %

Timing and Results provided by  TISSOT