



Match No: 32

### Match Statistics

статистика

Match Duration: 1h 51m  
Attendance: 180

HKG vs USA  
3 1

Teams	Sets	1	2	3	4	Total
HKG	3	25	27	25	25	102
USA	1	18	29	23	20	90
Playing Time		20m	27m	27m	27m	1h 41m

First Referee:


Second Referee:

### HKG - Hong Kg, China


Scoring Spike

Limit 15.00%

Rk	No	Name	Spikes	Faults	Shots	Total Attempts	Eff %
1	5	CHAN Alex Chi Wai	31	6	18	55	45.45
2	11	SIU Cheong Hung	15	6	15	36	25.00
	10	LAM Kwok Cheung	3	1	5	9	
	1	CHAN Kwong Kit	1	2	4	7	
	4	LAM Long Hei	3	-	2	5	
	8	YIK Chi Hin	4	-	1	5	
	7	CHONG Kei Loi	2	1	1	4	
	2	CHAN Tung Ping	1	1	1	3	
	3	WONG Ho Kiu	-	-	-	-	
	6	NG Kin Pong Jonathan	-	-	-	-	
	9	CHUNG Wai Sze	-	-	-	-	
	12	WU Lok Kan	-	-	-	-	
Team Totals			60	17	47	124	34.68

Scoring Block



Rk	No	Name	Kill Blocks	Faults	Rebounds	Total Attempts	Avg by Set
1	8	YIK Chi Hin	3	12	3	18	0.75
2	11	SIU Cheong Hung	2	6	4	12	0.50
3	5	CHAN Alex Chi Wai	1	3	4	8	0.25
3	7	CHONG Kei Loi	1	1	-	2	0.25
5	4	LAM Long Hei	-	3	3	6	0.00
5	2	CHAN Tung Ping	-	2	3	5	0.00
5	1	CHAN Kwong Kit	-	3	1	4	0.00
5	10	LAM Kwok Cheung	-	2	-	2	0.00
5	3	WONG Ho Kiu	-	-	1	1	0.00
	6	NG Kin Pong Jonathan	-	-	-	-	
	9	CHUNG Wai Sze	-	-	-	-	
	12	WU Lok Kan	-	-	-	-	
Team Totals			7	32	19	58	1.75

Scoring Service


Rk	No	Name	Aces	Faults	Serve Hits	Total Attempts	Avg by Set
1	8	YIK Chi Hin	1	1	20	22	0.25
1	5	CHAN Alex Chi Wai	1	4	16	21	0.25
3	11	SIU Cheong Hung	-	1	15	16	0.00
3	4	LAM Long Hei	-	-	13	13	0.00
3	1	CHAN Kwong Kit	-	1	9	10	0.00
3	7	CHONG Kei Loi	-	2	6	8	0.00
3	10	LAM Kwok Cheung	-	-	5	5	0.00
3	2	CHAN Tung Ping	-	1	2	3	0.00
3	9	CHUNG Wai Sze	-	-	2	2	0.00
	3	WONG Ho Kiu	-	-	-	-	
	6	NG Kin Pong Jonathan	-	-	-	-	
	12	WU Lok Kan	-	-	-	-	
Team Totals			2	10	88	100	0.50

Team

Opponent Errors & Team Faults	33	3
-------------------------------	----	---

Timing and Results provided by  TISSOT



Match No: 32

**Match Statistics**  
статистика

Match Duration: 1h 51m  
Attendance: 180


**HKG vs USA**  
3 1

Teams	Sets	1	2	3	4	Total
<b>HKG</b>	<b>3</b>	25	27	25	25	102
<b>USA</b>	<b>1</b>	18	29	23	20	90
<b>Playing Time</b>		20m	27m	27m	27m	1h 41m


First Referee:

Second Referee:

**HKG - Hong Kg, China**

Non-Scoring Dig


Rk	No	Name	Digs	Faults	Receptions	Total Attempts	Avg by Set
1	4	LAM Long Hei	2	3	10	15	0.50
1	11	SIU Cheong Hung	2	3	7	12	0.50
1	7	CHONG Kei Loi	2	-	-	2	0.50
4	3	WONG Ho Kiu	1	4	3	8	0.25
5	5	CHAN Alex Chi Wai	-	4	10	14	0.00
5	1	CHAN Kwong Kit	-	2	7	9	0.00
5	6	NG Kin Pong Jonathan	-	1	5	6	0.00
5	8	YIK Chi Hin	-	2	-	2	0.00
5	2	CHAN Tung Ping	-	-	1	1	0.00
5	10	LAM Kwok Cheung	-	-	1	1	0.00
	9	CHUNG Wai Sze	-	-	-	-	-
	12	WU Lok Kan	-	-	-	-	-
<b>Team Totals</b>			7	19	44	70	1.75

Non-Scoring Set


Rk	No	Name	Running Sets	Faults	Still Sets	Total Attempts	Avg by Set
1	4	LAM Long Hei	42	1	40	83	10.50
2	3	WONG Ho Kiu	3	-	5	8	0.75
3	1	CHAN Kwong Kit	1	-	-	1	0.25
3	7	CHONG Kei Loi	1	-	-	1	0.25
5	5	CHAN Alex Chi Wai	-	1	3	4	0.00
5	6	NG Kin Pong Jonathan	-	-	3	3	0.00
5	9	CHUNG Wai Sze	-	-	1	1	0.00
5	10	LAM Kwok Cheung	-	-	1	1	0.00
	2	CHAN Tung Ping	-	-	-	-	-
	8	YIK Chi Hin	-	-	-	-	-
	11	SIU Cheong Hung	-	-	-	-	-
	12	WU Lok Kan	-	-	-	-	-
<b>Team Totals</b>			47	2	53	102	11.75

Non-Scoring Reception

<b>Limit</b>
<b>25.00%</b>

Rk	No	Name	Excellents	Faults	Serve Receptions	Total Attempts	Succ %
1	6	NG Kin Pong Jonathan	21	2	14	37	56.76
2	11	SIU Cheong Hung	8	2	11	21	38.10
	1	CHAN Kwong Kit	2	-	4	6	
	7	CHONG Kei Loi	-	-	3	3	
	4	LAM Long Hei	-	1	-	1	
	2	CHAN Tung Ping	-	-	-	-	
	3	WONG Ho Kiu	-	-	-	-	
	5	CHAN Alex Chi Wai	-	-	-	-	
	8	YIK Chi Hin	-	-	-	-	
	9	CHUNG Wai Sze	-	-	-	-	
	10	LAM Kwok Cheung	-	-	-	-	
	12	WU Lok Kan	-	-	-	-	
<b>Team Totals</b>			31	5	32	68	45.59



MI 10 JUL 2013  
15:00  
16:51

Match No: 32

### Match Statistics

статистика

Match Duration: 1h 51m  
Attendance: 180

HKG vs USA  
3 1

Teams	Sets	1	2	3	4	Total
HKG	3	25	27	25	25	102
USA	1	18	29	23	20	90
Playing Time		20m	27m	27m	27m	1h 41m

First Referee:


Second Referee:

### USA - United States


Scoring Spike

Limit 15.00%

Rk	No	Name	Spikes	Faults	Shots	Total Attempts	Eff %
1	15	QUESENBERRY Ryan	17	5	16	38	31.58
2	5	VEGA Luis	9	4	21	34	14.71
3	3	PELLETIER Michael	8	5	14	27	11.11
	17	O'LEARY James	7	2	8	17	
	14	FALCONE Gregory	11	-	3	14	
	12	PIEPER Keaton	1	1	1	3	
	8	MASCOE Jason	-	-	-	-	
	9	LILLEY Ryan	-	-	-	-	
	16	JOHNSON Eric	-	-	-	-	
	18	FERRY Nicholas	-	-	-	-	
	19	WOODS JR. Gregory	-	-	-	-	
	20	BRAWN Eric	-	-	-	-	
Team Totals			53	17	63	133	27.07

Scoring Block



Rk	No	Name	Kill Blocks	Faults	Rebounds	Total Attempts	Avg by Set
1	14	FALCONE Gregory	3	5	2	10	0.75
2	17	O'LEARY James	1	9	2	12	0.25
2	5	VEGA Luis	1	3	4	8	0.25
4	3	PELLETIER Michael	-	5	5	10	0.00
4	12	PIEPER Keaton	-	6	2	8	0.00
4	15	QUESENBERRY Ryan	-	4	3	7	0.00
	8	MASCOE Jason	-	-	-	-	
	9	LILLEY Ryan	-	-	-	-	
	16	JOHNSON Eric	-	-	-	-	
	18	FERRY Nicholas	-	-	-	-	
	19	WOODS JR. Gregory	-	-	-	-	
	20	BRAWN Eric	-	-	-	-	
Team Totals			5	32	18	55	1.25

Scoring Service


Rk	No	Name	Aces	Faults	Serve Hits	Total Attempts	Avg by Set
1	17	O'LEARY James	1	1	15	17	0.25
1	5	VEGA Luis	1	7	9	17	0.25
1	3	PELLETIER Michael	1	3	12	16	0.25
1	12	PIEPER Keaton	1	2	12	15	0.25
1	15	QUESENBERRY Ryan	1	2	10	13	0.25
6	14	FALCONE Gregory	-	2	10	12	0.00
6	16	JOHNSON Eric	-	-	2	2	0.00
	8	MASCOE Jason	-	-	-	-	
	9	LILLEY Ryan	-	-	-	-	
	18	FERRY Nicholas	-	-	-	-	
	19	WOODS JR. Gregory	-	-	-	-	
	20	BRAWN Eric	-	-	-	-	
Team Totals			5	17	70	92	1.25

Team

Opponent Errors & Team Faults	27	1
-------------------------------	----	---

Timing and Results provided by  TISSOT



MI 10 JUL 2013  
15:00  
16:51

Match No: 32

**Match Statistics**  
статистика

Match Duration: 1h 51m  
Attendance: 180

**HKG vs USA**  
3 1

Teams	Sets	1	2	3	4	Total
HKG	3	25	27	25	25	102
USA	1	18	29	23	20	90
<b>Playing Time</b>		20m	27m	27m	27m	1h 41m

First Referee:

Second Referee:

**USA - United States**

Non-Scoring Dig

Rk	No	Name	Digs	Faults	Receptions	Total Attempts	Avg by Set
1	18	FERRY Nicholas	12	7	12	31	3.00
2	5	VEGA Luis	2	3	8	13	0.50
3	3	PELLETIER Michael	1	4	6	11	0.25
3	14	FALCONE Gregory	1	2	-	3	0.25
5	15	QUESENBERRY Ryan	-	3	7	10	0.00
5	17	O'LEARY James	-	2	3	5	0.00
5	12	PIEPER Keaton	-	1	3	4	0.00
	8	MASCOE Jason	-	-	-	-	-
	9	LILLEY Ryan	-	-	-	-	-
	16	JOHNSON Eric	-	-	-	-	-
	19	WOODS JR. Gregory	-	-	-	-	-
	20	BRAWN Eric	-	-	-	-	-
<b>Team Totals</b>			16	22	39	77	4.00

Non-Scoring Set

Rk	No	Name	Running Sets	Faults	Still Sets	Total Attempts	Avg by Set
1	12	PIEPER Keaton	49	4	62	115	12.25
2	3	PELLETIER Michael	1	-	4	5	0.25
2	18	FERRY Nicholas	1	-	3	4	0.25
4	15	QUESENBERRY Ryan	-	-	2	2	0.00
4	5	VEGA Luis	-	-	1	1	0.00
4	17	O'LEARY James	-	-	1	1	0.00
	8	MASCOE Jason	-	-	-	-	-
	9	LILLEY Ryan	-	-	-	-	-
	14	FALCONE Gregory	-	-	-	-	-
	16	JOHNSON Eric	-	-	-	-	-
	19	WOODS JR. Gregory	-	-	-	-	-
	20	BRAWN Eric	-	-	-	-	-
<b>Team Totals</b>			51	4	73	128	12.75

Non-Scoring Reception
<b>Limit</b>
25.00%

Rk	No	Name	Excellents	Faults	Serve Receptions	Total Attempts	Succ %
1	3	PELLETIER Michael	14	-	16	30	46.67
2	5	VEGA Luis	10	-	14	24	41.67
3	18	FERRY Nicholas	13	2	17	32	40.63
	8	MASCOE Jason	-	-	-	-	-
	9	LILLEY Ryan	-	-	-	-	-
	12	PIEPER Keaton	-	-	-	-	-
	14	FALCONE Gregory	-	-	-	-	-
	15	QUESENBERRY Ryan	-	-	-	-	-
	16	JOHNSON Eric	-	-	-	-	-
	17	O'LEARY James	-	-	-	-	-
	19	WOODS JR. Gregory	-	-	-	-	-
	20	BRAWN Eric	-	-	-	-	-
<b>Team Totals</b>			37	2	47	86	43.02

**LEGEND**  
Avg Average      Eff% Efficiency      Rk Rank      Succ% Success %

Timing and Results provided by TISSOT