



MON 8 JUL 2013  
20:00  
21:12

Match No: 26

Match Statistics  
статистика

Match Duration: 1h 12m  
Attendance: 1800

USA vs RUS  
0 3

Teams	Sets	1	2	3	Total
USA	0	13	18	9	40
RUS	3	25	25	25	75
	Playing Time	20m	25m	18m	1h 03m

First Referee: TSUKAMOTO Takeshi (JPN)


Second Referee: WANG Jun (CHN)

USA - United States


Scoring Spike

Limit 15.00%

Rk	No	Name	Spikes	Faults	Shots	Total Attempts	Eff %
1	15	QUESENBERRY Ryan	6	5	6	17	5.88
	3	PELLETIER Michael	7	7	10	24	
	5	VEGA Luis	3	8	5	16	
	14	FALCONE Gregory	2	2	7	11	
	17	O'LEARY James	3	-	3	6	
	12	PIEPER Keaton	-	-	1	1	
	8	MASCOE Jason	-	-	-	-	
	9	LILLEY Ryan	-	-	-	-	
	16	JOHNSON Eric	-	-	-	-	
	18	FERRY Nicholas	-	-	-	-	
	19	WOODS JR. Gregory	-	-	-	-	
	20	BRAWN Eric	-	-	-	-	
Team Totals			21	22	32	75	

Scoring Block



Rk	No	Name	Kill Blocks	Faults	Rebounds	Total Attempts	Avg by Set
1	3	PELLETIER Michael	2	-	3	5	0.67
2	15	QUESENBERRY Ryan	1	4	3	8	0.33
3	14	FALCONE Gregory	-	8	2	10	0.00
3	17	O'LEARY James	-	5	2	7	0.00
3	12	PIEPER Keaton	-	5	1	6	0.00
3	5	VEGA Luis	-	2	2	4	0.00
	8	MASCOE Jason	-	-	-	-	
	9	LILLEY Ryan	-	-	-	-	
	16	JOHNSON Eric	-	-	-	-	
	18	FERRY Nicholas	-	-	-	-	
	19	WOODS JR. Gregory	-	-	-	-	
	20	BRAWN Eric	-	-	-	-	
Team Totals			3	24	13	40	1.00

Scoring Service


Rk	No	Name	Aces	Faults	Serve Hits	Total Attempts	Avg by Set
1	17	O'LEARY James	1	1	4	6	0.33
2	12	PIEPER Keaton	-	1	7	8	0.00
2	5	VEGA Luis	-	3	5	8	0.00
2	14	FALCONE Gregory	-	1	6	7	0.00
2	15	QUESENBERRY Ryan	-	1	5	6	0.00
2	3	PELLETIER Michael	-	1	3	4	0.00
2	16	JOHNSON Eric	-	-	2	2	0.00
	8	MASCOE Jason	-	-	-	-	
	9	LILLEY Ryan	-	-	-	-	
	18	FERRY Nicholas	-	-	-	-	
	19	WOODS JR. Gregory	-	-	-	-	
	20	BRAWN Eric	-	-	-	-	
Team Totals			1	8	32	41	0.33

Team

Opponent Errors & Team Faults	15
-------------------------------	----

Timing and Results provided by  TISSOT



MON 8 JUL 2013  
20:00  
21:12

Match No: 26

**Match Statistics**  
статистика

Match Duration: 1h 12m  
Attendance: 1800


**USA vs RUS**  
0 3

Teams	Sets	1	2	3	Total
USA	0	13	18	9	40
RUS	3	25	25	25	75
	Playing Time	20m	25m	18m	1h 03m


First Referee: TSUKAMOTO Takeshi (JPN)

Second Referee: WANG Jun (CHN)

**USA - United States**

Non-Scoring Dig


Rk	No	Name	Digs	Faults	Receptions	Total Attempts	Avg by Set
1	15	QUESENBERRY Ryan	1	4	7	12	0.33
1	18	FERRY Nicholas	1	2	3	6	0.33
1	3	PELLETIER Michael	1	1	3	5	0.33
4	5	VEGA Luis	-	1	6	7	0.00
4	12	PIEPER Keaton	-	1	5	6	0.00
4	17	O'LEARY James	-	-	1	1	0.00
4	14	FALCONE Gregory	-	1	-	1	0.00
	8	MASCOE Jason	-	-	-	-	-
	9	LILLEY Ryan	-	-	-	-	-
	16	JOHNSON Eric	-	-	-	-	-
	19	WOODS JR. Gregory	-	-	-	-	-
	20	BRAWN Eric	-	-	-	-	-
<b>Team Totals</b>			3	10	25	38	1.00

Non-Scoring Set


Rk	No	Name	Running Sets	Faults	Still Sets	Total Attempts	Avg by Set
1	12	PIEPER Keaton	17	3	43	63	5.67
2	18	FERRY Nicholas	1	-	3	4	0.33
3	5	VEGA Luis	-	-	1	1	0.00
3	17	O'LEARY James	-	-	1	1	0.00
	3	PELLETIER Michael	-	-	-	-	-
	8	MASCOE Jason	-	-	-	-	-
	9	LILLEY Ryan	-	-	-	-	-
	14	FALCONE Gregory	-	-	-	-	-
	15	QUESENBERRY Ryan	-	-	-	-	-
	16	JOHNSON Eric	-	-	-	-	-
	19	WOODS JR. Gregory	-	-	-	-	-
	20	BRAWN Eric	-	-	-	-	-
<b>Team Totals</b>			18	3	48	69	6.00

Non-Scoring Reception

<b>Limit</b> 25.00%

Rk	No	Name	Excellents	Faults	Serve Receptions	Total Attempts	Succ %
1	18	FERRY Nicholas	12	5	12	29	41.38
2	3	PELLETIER Michael	8	1	11	20	40.00
	5	VEGA Luis	6	2	5	13	-
	12	PIEPER Keaton	-	-	1	1	-
	8	MASCOE Jason	-	-	-	-	-
	9	LILLEY Ryan	-	-	-	-	-
	14	FALCONE Gregory	-	-	-	-	-
	15	QUESENBERRY Ryan	-	-	-	-	-
	16	JOHNSON Eric	-	-	-	-	-
	17	O'LEARY James	-	-	-	-	-
	19	WOODS JR. Gregory	-	-	-	-	-
	20	BRAWN Eric	-	-	-	-	-
<b>Team Totals</b>			26	8	29	63	41.27

Timing and Results provided by  **TISSOT**



Match No: 26

Match Statistics  
статистика

Match Duration: 1h 12m  
Attendance: 1800

USA vs RUS  
0 3

Teams	Sets	1	2	3	Total
USA	0	13	18	9	40
RUS	3	25	25	25	75
	Playing Time	20m	25m	18m	1h 03m

First Referee: TSUKAMOTO Takeshi (JPN)


Second Referee: WANG Jun (CHN)

RUS - Russian Fed.


Scoring Spike

Limit 15.00%

Rk	No	Name	Spikes	Faults	Shots	Total Attempts	Eff %
1	10	MARKIN Alexandr	6	-	7	13	46.15
2	15	ILINYKH Dmitry	8	2	9	19	31.58
	17	ZHIGALOV Maksim	6	1	3	10	
	5	SYCHEV Oleg	4	1	2	7	
	8	BIRUYKOV Denis	4	1	1	6	
	18	SAVIN Sergey	2	1	2	5	
	1	VOLVICH Artem	3	1	-	4	
	4	ANTIPKIN Sergey	-	-	1	1	
	7	SHIPOTKO Denis	1	-	-	1	
	3	KOVALEV Dmitriy	-	-	-	-	
	9	GOLUBEV Valentin	-	-	-	-	
	14	SHCHERBININ Dmitriy	-	-	-	-	
Team Totals			34	7	25	66	40.91

Scoring Block



Rk	No	Name	Kill Blocks	Faults	Rebounds	Total Attempts	Avg by Set
1	10	MARKIN Alexandr	4	2	1	7	1.33
2	5	SYCHEV Oleg	2	2	9	13	0.67
2	17	ZHIGALOV Maksim	2	1	1	4	0.67
4	15	ILINYKH Dmitry	1	2	1	4	0.33
4	1	VOLVICH Artem	1	2	-	3	0.33
4	3	KOVALEV Dmitriy	1	1	-	2	0.33
7	4	ANTIPKIN Sergey	-	4	1	5	0.00
7	18	SAVIN Sergey	-	1	2	3	0.00
7	8	BIRUYKOV Denis	-	-	1	1	0.00
	7	SHIPOTKO Denis	-	-	-	-	
	9	GOLUBEV Valentin	-	-	-	-	
	14	SHCHERBININ Dmitriy	-	-	-	-	
Team Totals			11	15	16	42	3.67

Scoring Service


Rk	No	Name	Aces	Faults	Serve Hits	Total Attempts	Avg by Set
1	5	SYCHEV Oleg	2	2	12	16	0.67
1	8	BIRUYKOV Denis	2	1	8	11	0.67
3	4	ANTIPKIN Sergey	1	1	11	13	0.33
3	10	MARKIN Alexandr	1	2	7	10	0.33
3	15	ILINYKH Dmitry	1	2	5	8	0.33
3	17	ZHIGALOV Maksim	1	1	4	6	0.33
7	1	VOLVICH Artem	-	-	8	8	0.00
7	18	SAVIN Sergey	-	1	1	2	0.00
	3	KOVALEV Dmitriy	-	-	-	-	
	7	SHIPOTKO Denis	-	-	-	-	
	9	GOLUBEV Valentin	-	-	-	-	
	14	SHCHERBININ Dmitriy	-	-	-	-	
Team Totals			8	10	56	74	2.67

Team

Opponent Errors & Team Faults	22
-------------------------------	----

Timing and Results provided by  TISSOT



MON 8 JUL 2013  
20:00  
21:12

Match No: 26

Match Statistics  
статистика

Match Duration: 1h 12m  
Attendance: 1800


USA vs RUS  
0 3

Teams	Sets	1	2	3	Total
USA	0	13	18	9	40
RUS	3	25	25	25	75
	Playing Time	20m	25m	18m	1h 03m


First Referee: TSUKAMOTO Takeshi (JPN)

Second Referee: WANG Jun (CHN)

RUS - Russian Fed.

Non-Scoring Dig


Rk	No	Name	Digs	Faults	Receptions	Total Attempts	Avg by Set
1	9	GOLUBEV Valentin	2	2	7	11	0.67
1	7	SHIPOTKO Denis	2	-	1	3	0.67
3	4	ANTIPKIN Sergey	1	-	8	9	0.33
3	8	BIRUYKOV Denis	1	1	1	3	0.33
3	15	ILINYKH Dmitry	1	-	-	1	0.33
6	10	MARKIN Alexandr	-	-	7	7	0.00
6	5	SYCHEV Oleg	-	1	3	4	0.00
6	17	ZHIGALOV Maksim	-	2	1	3	0.00
6	3	KOVALEV Dmitry	-	-	1	1	0.00
6	18	SAVIN Sergey	-	-	1	1	0.00
	1	VOLVICH Artem	-	-	-	-	-
	14	SHCHERBININ Dmitry	-	-	-	-	-
<b>Team Totals</b>			7	6	30	43	2.33

Non-Scoring Set



Rk	No	Name	Running Sets	Faults	Still Sets	Total Attempts	Avg by Set
1	4	ANTIPKIN Sergey	16	-	13	29	5.33
2	3	KOVALEV Dmitry	6	-	6	12	2.00
3	9	GOLUBEV Valentin	4	-	5	9	1.33
4	1	VOLVICH Artem	1	-	1	2	0.33
4	5	SYCHEV Oleg	1	-	1	2	0.33
6	17	ZHIGALOV Maksim	-	1	-	1	0.00
	7	SHIPOTKO Denis	-	-	-	-	-
	8	BIRUYKOV Denis	-	-	-	-	-
	10	MARKIN Alexandr	-	-	-	-	-
	14	SHCHERBININ Dmitry	-	-	-	-	-
	15	ILINYKH Dmitry	-	-	-	-	-
	18	SAVIN Sergey	-	-	-	-	-
<b>Team Totals</b>			28	1	26	55	9.33

Non-Scoring Reception

<b>Limit</b> 25.00%

Rk	No	Name	Excellents	Faults	Serve Receptions	Total Attempts	Succ %
1	9	GOLUBEV Valentin	14	-	6	20	70.00
	10	MARKIN Alexandr	3	-	4	7	
	8	BIRUYKOV Denis	2	-	-	2	
	7	SHIPOTKO Denis	-	-	1	1	
	15	ILINYKH Dmitry	-	1	-	1	
	1	VOLVICH Artem	-	-	-	-	
	3	KOVALEV Dmitry	-	-	-	-	
	4	ANTIPKIN Sergey	-	-	-	-	
	5	SYCHEV Oleg	-	-	-	-	
	14	SHCHERBININ Dmitry	-	-	-	-	
	17	ZHIGALOV Maksim	-	-	-	-	
	18	SAVIN Sergey	-	-	-	-	
<b>Team Totals</b>			19	1	11	31	61.29

LEGEND Avg Average Eff% Efficiency Rk Rank Succ% Success %

Timing and Results provided by  TISSOT