



Match No: 25

### Match Statistics

статистика

Match Duration: 1h 17m  
Attendance: 250

EST vs BLR  
0 3

Teams	Sets	1	2	3	Total
EST	0	17	19	19	55
BLR	3	25	25	25	75
	Playing Time	22m	25m	23m	1h 10m

First Referee: BAJCI Peter (SVK)


Second Referee: JASINSKI Dariusz (POL)

### EST - Estonia

Scoring Spike

Limit 15.00%

Rk	No	Name	Spikes	Faults	Shots	Total Attempts	Eff %
1	20	TIISAAR Mart	14	5	6	25	36.00
2	6	JUHKAMI Martti	9	4	7	20	25.00
	10	ROSENBLATT Martti	3	1	4	8	
	17	ENNEMUIST Siim	3	2	3	8	
	1	TAMMEMAA Timo	3	2	2	7	
	15	KORESAAR Kardo	1	2	3	6	
	8	NOLVAK Kusti	2	-	3	5	
	2	KEEL Martti	-	-	-	-	
	7	ORAV Oliver	-	-	-	-	
	12	KIVISILD Meelis	-	-	-	-	
	13	RAADIK Andrus	-	-	-	-	
	16	JARVEKULG Edgar	-	-	-	-	
<b>Team Totals</b>			35	16	28	79	24.05

Scoring Block


Rk	No	Name	Kill Blocks	Faults	Rebounds	Total Attempts	Avg by Set
1	17	ENNEMUIST Siim	1	8	1	10	0.33
1	20	TIISAAR Mart	1	-	-	1	0.33
3	1	TAMMEMAA Timo	-	4	2	6	0.00
3	6	JUHKAMI Martti	-	4	2	6	0.00
3	15	KORESAAR Kardo	-	-	2	2	0.00
3	10	ROSENBLATT Martti	-	-	1	1	0.00
3	8	NOLVAK Kusti	-	1	-	1	0.00
	2	KEEL Martti	-	-	-	-	
	7	ORAV Oliver	-	-	-	-	
	12	KIVISILD Meelis	-	-	-	-	
	13	RAADIK Andrus	-	-	-	-	
	16	JARVEKULG Edgar	-	-	-	-	
<b>Team Totals</b>			2	17	8	27	0.67

Scoring Service


Rk	No	Name	Aces	Faults	Serve Hits	Total Attempts	Avg by Set
1	6	JUHKAMI Martti	1	4	5	10	0.33
1	1	TAMMEMAA Timo	1	1	6	8	0.33
3	17	ENNEMUIST Siim	-	-	12	12	0.00
3	8	NOLVAK Kusti	-	2	7	9	0.00
3	20	TIISAAR Mart	-	3	4	7	0.00
3	10	ROSENBLATT Martti	-	1	3	4	0.00
3	15	KORESAAR Kardo	-	1	3	4	0.00
3	2	KEEL Martti	-	1	-	1	0.00
3	7	ORAV Oliver	-	1	-	1	0.00
	12	KIVISILD Meelis	-	-	-	-	
	13	RAADIK Andrus	-	-	-	-	
	16	JARVEKULG Edgar	-	-	-	-	
<b>Team Totals</b>			2	14	40	56	0.67

Team

Opponent Errors & Team Faults	16
-------------------------------	----

Timing and Results provided by  TISSOT



Match No: 25

### Match Statistics

статистика

Match Duration: 1h 17m  
Attendance: 250


EST vs BLR  
0 3

Teams	Sets	1	2	3	Total
EST	0	17	19	19	55
BLR	3	25	25	25	75
	Playing Time	22m	25m	23m	1h 10m


First Referee: BAJCI Peter (SVK)

Second Referee: JASINSKI Dariusz (POL)

### EST - Estonia

Non-Scoring Dig


Rk	No	Name	Digs	Faults	Receptions	Total Attempts	Avg by Set
1	6	JUHKAMI Martti	2	-	5	7	0.67
2	16	JARVEKULG Edgar	1	7	2	10	0.33
2	1	TAMMEMAA Timo	1	-	3	4	0.33
2	20	TIISAAR Mart	1	1	1	3	0.33
2	15	KORESAAR Kardo	1	2	-	3	0.33
6	8	NOLVAK Kusti	-	5	8	13	0.00
6	10	ROSENBLATT Martti	-	3	-	3	0.00
6	17	ENNEMUIST Siim	-	-	2	2	0.00
	2	KEEL Martti	-	-	-	-	-
	7	ORAV Oliver	-	-	-	-	-
	12	KIVISILD Meelis	-	-	-	-	-
	13	RAADIK Andrus	-	-	-	-	-
<b>Team Totals</b>			6	18	21	45	2.00

Non-Scoring Set


Rk	No	Name	Running Sets	Faults	Still Sets	Total Attempts	Avg by Set
1	8	NOLVAK Kusti	27	3	33	63	9.00
2	1	TAMMEMAA Timo	2	-	1	3	0.67
3	16	JARVEKULG Edgar	1	-	1	2	0.33
4	17	ENNEMUIST Siim	-	-	3	3	0.00
4	6	JUHKAMI Martti	-	-	1	1	0.00
	2	KEEL Martti	-	-	-	-	-
	7	ORAV Oliver	-	-	-	-	-
	10	ROSENBLATT Martti	-	-	-	-	-
	12	KIVISILD Meelis	-	-	-	-	-
	13	RAADIK Andrus	-	-	-	-	-
	15	KORESAAR Kardo	-	-	-	-	-
	20	TIISAAR Mart	-	-	-	-	-
<b>Team Totals</b>			30	3	39	72	10.00

Non-Scoring Reception

<b>Limit</b> 25.00%

Rk	No	Name	Excellents	Faults	Serve Receptions	Total Attempts	Succ %
1	15	KORESAAR Kardo	6	3	10	19	31.58
	16	JARVEKULG Edgar	7	2	6	15	
	6	JUHKAMI Martti	10	-	4	14	
	10	ROSENBLATT Martti	7	-	6	13	
	8	NOLVAK Kusti	-	-	1	1	
	17	ENNEMUIST Siim	-	-	1	1	
	1	TAMMEMAA Timo	-	-	-	-	
	2	KEEL Martti	-	-	-	-	
	7	ORAV Oliver	-	-	-	-	
	12	KIVISILD Meelis	-	-	-	-	
	13	RAADIK Andrus	-	-	-	-	
	20	TIISAAR Mart	-	-	-	-	
<b>Team Totals</b>			30	5	28	63	47.62



Match No: 25

### Match Statistics

статистика

Match Duration: 1h 17m  
Attendance: 250

EST vs BLR  
0 3

Teams	Sets	1	2	3	Total
EST	0	17	19	19	55
BLR	3	25	25	25	75
Playing Time		22m	25m	23m	1h 10m

First Referee: BAJCI Peter (SVK)


Second Referee: JASINSKI Dariusz (POL)

### BLR - Belarus

Scoring Spike

Limit 15.00%

Rk	No	Name	Spikes	Faults	Shots	Total Attempts	Eff %
1	20	MAROZAU Maksim	9	1	3	13	61.54
2	9	APLEVICH Raman	6	1	7	14	35.71
3	3	CHARAPOVICH Viachaslau	7	2	9	18	27.78
	1	RADZIUK Andrei	6	1	4	11	
	4	LIASHCHYNSKAS Stasis	4	-	2	6	
	18	VASH Dzmityr	1	1	1	3	
	2	RUSAK Evgeny	-	-	-	-	
	5	TARAS Siarhei	-	-	-	-	
	7	BARDACHOU Aliaksandr	-	-	-	-	
	8	KUKLINSKI Pavel	-	-	-	-	
	10	MIASHKOU Siarhei	-	-	-	-	
	11	ZABAROUSKI Stanislau	-	-	-	-	
<b>Team Totals</b>			33	6	26	65	41.54

Scoring Block


Rk	No	Name	Kill Blocks	Faults	Rebounds	Total Attempts	Avg by Set
1	18	VASH Dzmityr	2	4	2	8	0.67
1	20	MAROZAU Maksim	2	4	1	7	0.67
1	1	RADZIUK Andrei	2	2	-	4	0.67
4	9	APLEVICH Raman	1	5	3	9	0.33
4	4	LIASHCHYNSKAS Stasis	1	6	1	8	0.33
6	3	CHARAPOVICH Viachaslau	-	1	1	2	0.00
	2	RUSAK Evgeny	-	-	-	-	
	5	TARAS Siarhei	-	-	-	-	
	7	BARDACHOU Aliaksandr	-	-	-	-	
	8	KUKLINSKI Pavel	-	-	-	-	
	10	MIASHKOU Siarhei	-	-	-	-	
	11	ZABAROUSKI Stanislau	-	-	-	-	
<b>Team Totals</b>			8	22	8	38	2.67

Scoring Service


Rk	No	Name	Aces	Faults	Serve Hits	Total Attempts	Avg by Set
1	9	APLEVICH Raman	2	2	7	11	0.67
2	1	RADZIUK Andrei	1	1	14	16	0.33
2	20	MAROZAU Maksim	1	-	11	12	0.33
2	4	LIASHCHYNSKAS Stasis	1	1	9	11	0.33
5	18	VASH Dzmityr	-	3	11	14	0.00
5	3	CHARAPOVICH Viachaslau	-	2	8	10	0.00
	2	RUSAK Evgeny	-	-	-	-	
	5	TARAS Siarhei	-	-	-	-	
	7	BARDACHOU Aliaksandr	-	-	-	-	
	8	KUKLINSKI Pavel	-	-	-	-	
	10	MIASHKOU Siarhei	-	-	-	-	
	11	ZABAROUSKI Stanislau	-	-	-	-	
<b>Team Totals</b>			5	9	60	74	1.67

Team

Opponent Errors & Team Faults	29
-------------------------------	----

Timing and Results provided by  TISSOT



Match No: 25

Match Statistics  
статистика

Match Duration: 1h 17m  
Attendance: 250


EST vs BLR  
0 3

Teams	Sets	1	2	3	Total
EST	0	17	19	19	55
BLR	3	25	25	25	75
Playing Time		22m	25m	23m	1h 10m


First Referee: BAJCI Peter (SVK)

Second Referee: JASINSKI Dariusz (POL)

BLR - Belarus

Non-Scoring Dig


Rk	No	Name	Digs	Faults	Receptions	Total Attempts	Avg by Set
1	11	ZABAROUSKI Stanislau	5	4	3	12	1.67
1	9	APLEVICH Raman	5	5	2	12	1.67
3	3	CHARAPOVICH Viachaslau	3	-	2	5	1.00
4	1	RADZIUK Andrei	-	1	3	4	0.00
4	18	VASH Dzmityr	-	1	2	3	0.00
4	20	MAROZAU Maksim	-	1	2	3	0.00
4	4	LIASHCHYNSKAS Stasis	-	2	-	2	0.00
	2	RUSAK Evgeny	-	-	-	-	
	5	TARAS Siarhei	-	-	-	-	
	7	BARDACHOU Aliaksandr	-	-	-	-	
	8	KUKLINSKI Pavel	-	-	-	-	
	10	MIASHKOU Siarhei	-	-	-	-	
<b>Team Totals</b>			13	14	14	41	4.33

Non-Scoring Set


Rk	No	Name	Running Sets	Faults	Still Sets	Total Attempts	Avg by Set
1	18	VASH Dzmityr	28	2	21	51	9.33
2	11	ZABAROUSKI Stanislau	2	-	3	5	0.67
3	4	LIASHCHYNSKAS Stasis	-	-	1	1	0.00
3	9	APLEVICH Raman	-	-	1	1	0.00
	1	RADZIUK Andrei	-	-	-	-	
	2	RUSAK Evgeny	-	-	-	-	
	3	CHARAPOVICH Viachaslau	-	-	-	-	
	5	TARAS Siarhei	-	-	-	-	
	7	BARDACHOU Aliaksandr	-	-	-	-	
	8	KUKLINSKI Pavel	-	-	-	-	
	10	MIASHKOU Siarhei	-	-	-	-	
	20	MAROZAU Maksim	-	-	-	-	
<b>Team Totals</b>			30	2	26	58	10.00

Non-Scoring Reception

<b>Limit</b> 25.00%

Rk	No	Name	Excellents	Faults	Serve Receptions	Total Attempts	Succ %
1	11	ZABAROUSKI Stanislau	11	1	6	18	61.11
	1	RADZIUK Andrei	6	-	5	11	
	9	APLEVICH Raman	5	-	4	9	
	2	RUSAK Evgeny	-	-	-	-	
	3	CHARAPOVICH Viachaslau	-	-	-	-	
	4	LIASHCHYNSKAS Stasis	-	-	-	-	
	5	TARAS Siarhei	-	-	-	-	
	7	BARDACHOU Aliaksandr	-	-	-	-	
	8	KUKLINSKI Pavel	-	-	-	-	
	10	MIASHKOU Siarhei	-	-	-	-	
	18	VASH Dzmityr	-	-	-	-	
	20	MAROZAU Maksim	-	-	-	-	
<b>Team Totals</b>			22	1	15	38	57.89

LEGEND

Avg Average Eff% Efficiency Rk Rank Succ% Success %

Timing and Results provided by  TISSOT