



SUN 7 JUL 2013  
20:00  
21:18

Match No: 16

Match Statistics  
статистика

Match Duration: 1h 18m  
Attendance: 1700


RUS vs HKG  
3 0


| Teams        | Sets | 1   | 2   | 3  | Total |
|--------------|------|-----|-----|----|-------|
| RUS          | 3    | 26  | 25  | 25 | 76    |
| HKG          | 0    | 24  | 12  | 15 | 51    |
| Playing Time |      | 27m | 20m |    | 47m   |


First Referee: LUNA AMEZCUA Jose Roberto (MEX)

Second Referee: MOUSSEAU Malcolm Richard (CAN)


RUS - Russian Fed.

| Scoring Spike   | Rk                 | No               | Name                | Spikes | Faults | Shots | Total Attempts | Eff % |
|---|--------------------|------------------|---------------------|--------|--------|-------|----------------|-------|
|  | 1                  | 17               | ZHIGALOV Maksim     | 9      | 1      | 4     | 14             | 57.14 |
|   | 2                  | 8                | BIRUYKOV Denis      | 9      | -      | 7     | 16             | 56.25 |
|   | 3                  | 15               | ILINYKH Dmitry      | 10     | 3      | 3     | 16             | 43.75 |
|   | 5                  | 5                | SYCHEV Oleg         | 4      | 2      | 3     | 9              |       |
|   | 14                 | 14               | SHCHERBININ Dmitriy | 3      | 1      | 2     | 6              |       |
|   | 3                  | 3                | KOVALEV Dmitriy     | 2      | -      | -     | 2              |       |
|   | 7                  | 7                | SHIPOTKO Denis      | 1      | -      | 1     | 2              |       |
|   | 4                  | 4                | ANTIPKIN Sergey     | -      | -      | 1     | 1              |       |
|   | 18                 | 18               | SAVIN Sergey        | 1      | -      | -     | 1              |       |
|   | 1                  | 1                | VOLVICH Artem       | -      | 1      | -     | 1              |       |
| 9   | 9                  | GOLUBEV Valentin | -                   | -      | -      | -     |                |       |
| 10  | 10                 | MARKIN Alexandr  | -                   | -      | -      | -     |                |       |
| Limit<br>15.00%   | <b>Team Totals</b> |                  |                     | 39     | 8      | 21    | 68             | 45.59 |

| Scoring Block   | Rk                 | No               | Name                | Kill Blocks | Faults | Rebounds | Total Attempts | Avg by Set |
|---|--------------------|------------------|---------------------|-------------|--------|----------|----------------|------------|
|  | 1                  | 3                | KOVALEV Dmitriy     | 4           | -      | 1        | 5              | 1.33       |
|   | 2                  | 5                | SYCHEV Oleg         | 3           | 4      | 6        | 13             | 1.00       |
|   | 3                  | 17               | ZHIGALOV Maksim     | 2           | 1      | 4        | 7              | 0.67       |
|   | 3                  | 15               | ILINYKH Dmitry      | 2           | 2      | 1        | 5              | 0.67       |
|   | 5                  | 1                | VOLVICH Artem       | 1           | 2      | 1        | 4              | 0.33       |
|   | 5                  | 4                | ANTIPKIN Sergey     | 1           | 1      | 1        | 3              | 0.33       |
|   | 5                  | 18               | SAVIN Sergey        | 1           | -      | -        | 1              | 0.33       |
|   | 8                  | 14               | SHCHERBININ Dmitriy | -           | 4      | 4        | 8              | 0.00       |
|   | 8                  | 8                | BIRUYKOV Denis      | -           | -      | 2        | 2              | 0.00       |
|   | 8                  | 7                | SHIPOTKO Denis      | -           | -      | 1        | 1              | 0.00       |
|   | 9                  | GOLUBEV Valentin | -                   | -           | -      | -        |                |            |
|   | 10                 | MARKIN Alexandr  | -                   | -           | -      | -        |                |            |
|   | <b>Team Totals</b> |                  |                     | 14          | 14     | 21       | 49             | 4.67       |

| Scoring Service   | Rk                 | No               | Name                | Aces | Faults | Serve Hits | Total Attempts | Avg by Set |
|---|--------------------|------------------|---------------------|------|--------|------------|----------------|------------|
|  | 1                  | 3                | KOVALEV Dmitriy     | 3    | 2      | 6          | 11             | 1.00       |
|   | 2                  | 14               | SHCHERBININ Dmitriy | 1    | 1      | 11         | 13             | 0.33       |
|   | 2                  | 17               | ZHIGALOV Maksim     | 1    | 3      | 8          | 12             | 0.33       |
|   | 2                  | 4                | ANTIPKIN Sergey     | 1    | -      | 3          | 4              | 0.33       |
|   | 5                  | 8                | BIRUYKOV Denis      | -    | 2      | 8          | 10             | 0.00       |
|   | 5                  | 15               | ILINYKH Dmitry      | -    | 2      | 7          | 9              | 0.00       |
|   | 5                  | 1                | VOLVICH Artem       | -    | -      | 8          | 8              | 0.00       |
|   | 5                  | 5                | SYCHEV Oleg         | -    | 1      | 7          | 8              | 0.00       |
|   | 5                  | 18               | SAVIN Sergey        | -    | -      | 1          | 1              | 0.00       |
|   |                    | 7                | SHIPOTKO Denis      | -    | -      | -          | -              |            |
|   | 9                  | GOLUBEV Valentin | -                   | -    | -      | -          |                |            |
|   | 10                 | MARKIN Alexandr  | -                   | -    | -      | -          |                |            |
|   | <b>Team Totals</b> |                  |                     | 6    | 11     | 59         | 76             | 2.00       |

|      |                               |    |
|------|-------------------------------|----|
| Team | Opponent Errors & Team Faults | 17 |
|------|-------------------------------|----|

Timing and Results provided by  TISSOT



SUN 7 JUL 2013  
20:00  
21:18

Match No: 16

### Match Statistics

статистика

Match Duration: 1h 18m  
Attendance: 1700


RUS vs HKG  
3 0


| Teams        | Sets | 1   | 2   | 3  | Total |
|--------------|------|-----|-----|----|-------|
| RUS          | 3    | 26  | 25  | 25 | 76    |
| HKG          | 0    | 24  | 12  | 15 | 51    |
| Playing Time |      | 27m | 20m |    | 47m   |


First Referee: LUNA AMEZCUA Jose Roberto (MEX)


Second Referee: MOUSSEAU Malcolm Richard (CAN)

### RUS - Russian Fed.

| Non-Scoring Dig  | Rk                 | No | Name                | Digs | Faults | Receptions | Total Attempts | Avg by Set |      |
|--|--------------------|----|---------------------|------|--------|------------|----------------|------------|------|
|  | 1                  | 17 | ZHIGALOV Maksim     | 2    | 5      | 5          | 12             | 0.67       |      |
|  | 1                  | 9  | GOLUBEV Valentin    | 2    | 3      | 4          | 9              | 0.67       |      |
|  | 3                  | 15 | ILINYKH Dmitry      | 1    | 2      | 1          | 4              | 0.33       |      |
|  | 4                  | 4  | ANTIPKIN Sergey     | -    | -      | 2          | 2              | 0.00       |      |
|  | 4                  | 8  | BIRUYKOV Denis      | -    | -      | 2          | 2              | 0.00       |      |
|  | 4                  | 14 | SHCHERBININ Dmitriy | -    | -      | 2          | 2              | 0.00       |      |
|  | 4                  | 5  | SYCHEV Oleg         | -    | 1      | 1          | 2              | 0.00       |      |
|  | 4                  | 1  | VOLVICH Artem       | -    | -      | 1          | 1              | 0.00       |      |
|  | 4                  | 3  | KOVALEV Dmitriy     | -    | 1      | -          | 1              | 0.00       |      |
|  |                    | 7  | SHIPOTKO Denis      | -    | -      | -          | -              | -          |      |
|  |                    | 10 | MARKIN Alexandr     | -    | -      | -          | -              | -          |      |
|  |                    | 18 | SAVIN Sergey        | -    | -      | -          | -              | -          |      |
|  | <b>Team Totals</b> |    |                     |      | 5      | 12         | 18             | 35         | 1.67 |

| Non-Scoring Set   | Rk                 | No | Name                | Running Sets | Faults | Still Sets | Total Attempts | Avg by Set |       |
|---|--------------------|----|---------------------|--------------|--------|------------|----------------|------------|-------|
|  | 1                  | 3  | KOVALEV Dmitriy     | 19           | -      | 14         | 33             | 6.33       |       |
|   | 2                  | 4  | ANTIPKIN Sergey     | 10           | -      | 5          | 15             | 3.33       |       |
|   | 3                  | 8  | BIRUYKOV Denis      | 2            | -      | 1          | 3              | 0.67       |       |
|   | 4                  | 9  | GOLUBEV Valentin    | 1            | -      | 3          | 4              | 0.33       |       |
|   | 4                  | 14 | SHCHERBININ Dmitriy | 1            | -      | -          | 1              | 0.33       |       |
|   | 6                  | 1  | VOLVICH Artem       | -            | -      | 1          | 1              | 0.00       |       |
|   |                    | 5  | SYCHEV Oleg         | -            | -      | -          | -              | -          |       |
|   |                    | 7  | SHIPOTKO Denis      | -            | -      | -          | -              | -          |       |
|   |                    | 10 | MARKIN Alexandr     | -            | -      | -          | -              | -          |       |
|   |                    | 15 | ILINYKH Dmitry      | -            | -      | -          | -              | -          |       |
|   |                    | 17 | ZHIGALOV Maksim     | -            | -      | -          | -              | -          |       |
|   |                    | 18 | SAVIN Sergey        | -            | -      | -          | -              | -          |       |
|   | <b>Team Totals</b> |    |                     |              | 33     |            | 24             | 57         | 11.00 |

| Non-Scoring Reception  | Rk            | No | Name                | Excellents | Faults | Serve Receptions | Total Attempts | Succ % |       |
|--|---------------|----|---------------------|------------|--------|------------------|----------------|--------|-------|
|  | 1             | 8  | BIRUYKOV Denis      | 9          | -      | 5                | 14             | 64.29  |       |
|  | 2             | 15 | ILINYKH Dmitry      | 9          | 3      | 4                | 16             | 56.25  |       |
|  | 3             | 9  | GOLUBEV Valentin    | 5          | 2      | 5                | 12             | 41.67  |       |
|  |               | 7  | SHIPOTKO Denis      | 2          | -      | 1                | 3              |        |       |
|  |               | 1  | VOLVICH Artem       | -          | -      | -                | -              |        |       |
|  |               | 3  | KOVALEV Dmitriy     | -          | -      | -                | -              |        |       |
|  |               | 4  | ANTIPKIN Sergey     | -          | -      | -                | -              |        |       |
|  |               | 5  | SYCHEV Oleg         | -          | -      | -                | -              |        |       |
|  |               | 10 | MARKIN Alexandr     | -          | -      | -                | -              |        |       |
|  |               | 14 | SHCHERBININ Dmitriy | -          | -      | -                | -              |        |       |
|  |               | 17 | ZHIGALOV Maksim     | -          | -      | -                | -              |        |       |
|  |               | 18 | SAVIN Sergey        | -          | -      | -                | -              |        |       |
|  | <b>Limit</b>  |    |                     |            |        |                  |                |        |       |
|  | <b>25.00%</b> |    |                     |            | 25     | 5                | 15             | 45     | 55.56 |

Timing and Results provided by  TISSOT



Match No: 16

### Match Statistics

статистика

Match Duration: 1h 18m  
Attendance: 1700


RUS vs HKG  
3 0


| Teams        | Sets | 1   | 2   | 3  | Total |
|--------------|------|-----|-----|----|-------|
| RUS          | 3    | 26  | 25  | 25 | 76    |
| HKG          | 0    | 24  | 12  | 15 | 51    |
| Playing Time |      | 27m | 20m |    | 47m   |


First Referee: LUNA AMEZCUA Jose Roberto (MEX)

Second Referee: MOUSSEAU Malcolm Richard (CAN)


### HKG - Hong Kg, China

| Scoring Spike   | Rk              | No                 | Name                 | Spikes | Faults | Shots | Total Attempts | Eff % |
|---|-----------------|--------------------|----------------------|--------|--------|-------|----------------|-------|
|  | 1               | 11                 | SIU Cheong Hung      | 6      | 4      | 3     | 13             | 15.38 |
|   | 2               | 5                  | CHAN Alex Chi Wai    | 11     | 7      | 10    | 28             | 14.29 |
|   |                 | 2                  | CHAN Tung Ping       | 3      | 4      | 4     | 11             |       |
|   |                 | 7                  | CHONG Kei Loi        | 2      | 4      | 4     | 10             |       |
|   |                 | 8                  | YIK Chi Hin          | 3      | 1      | 1     | 5              |       |
|   |                 | 1                  | CHAN Kwong Kit       | -      | 3      | 2     | 5              |       |
|   |                 | 10                 | LAM Kwok Cheung      | 1      | 1      | 1     | 3              |       |
|   |                 | 12                 | WU Lok Kan           | -      | -      | 1     | 1              |       |
|   |                 | 3                  | WONG Ho Kiu          | -      | -      | -     | -              |       |
|   |                 | 4                  | LAM Long Hei         | -      | -      | -     | -              |       |
|   |                 | 6                  | NG Kin Pong Jonathan | -      | -      | -     | -              |       |
|   |                 | 9                  | CHUNG Wai Sze        | -      | -      | -     | -              |       |
|   | Limit<br>15.00% | <b>Team Totals</b> |                      |        | 26     | 24    | 26             | 76    |

| Scoring Block   | Rk | No                 | Name                 | Kill Blocks | Faults | Rebounds | Total Attempts | Avg by Set |
|---|----|--------------------|----------------------|-------------|--------|----------|----------------|------------|
|  | 1  | 8                  | YIK Chi Hin          | 3           | 7      | 1        | 11             | 1.00       |
|   | 2  | 7                  | CHONG Kei Loi        | 1           | 2      | 2        | 5              | 0.33       |
|   | 3  | 2                  | CHAN Tung Ping       | -           | 4      | -        | 4              | 0.00       |
|   | 3  | 11                 | SIU Cheong Hung      | -           | 2      | 1        | 3              | 0.00       |
|   | 3  | 4                  | LAM Long Hei         | -           | 1      | 1        | 2              | 0.00       |
|   | 3  | 1                  | CHAN Kwong Kit       | -           | 2      | -        | 2              | 0.00       |
|   | 3  | 5                  | CHAN Alex Chi Wai    | -           | 2      | -        | 2              | 0.00       |
|   | 3  | 10                 | LAM Kwok Cheung      | -           | -      | 1        | 1              | 0.00       |
|   |    | 3                  | WONG Ho Kiu          | -           | -      | -        | -              |            |
|   |    | 6                  | NG Kin Pong Jonathan | -           | -      | -        | -              |            |
|   |    | 9                  | CHUNG Wai Sze        | -           | -      | -        | -              |            |
|   |    | 12                 | WU Lok Kan           | -           | -      | -        | -              |            |
|   |    | <b>Team Totals</b> |                      |             | 4      | 20       | 6              | 30         |

| Scoring Service   | Rk | No                 | Name                 | Aces | Faults | Serve Hits | Total Attempts | Avg by Set |
|---|----|--------------------|----------------------|------|--------|------------|----------------|------------|
|  | 1  | 8                  | YIK Chi Hin          | 2    | -      | 6          | 8              | 0.67       |
|   | 2  | 2                  | CHAN Tung Ping       | 1    | -      | 8          | 9              | 0.33       |
|   | 2  | 11                 | SIU Cheong Hung      | 1    | 1      | 6          | 8              | 0.33       |
|   | 2  | 10                 | LAM Kwok Cheung      | 1    | 1      | 2          | 4              | 0.33       |
|   | 5  | 4                  | LAM Long Hei         | -    | -      | 6          | 6              | 0.00       |
|   | 5  | 1                  | CHAN Kwong Kit       | -    | 1      | 5          | 6              | 0.00       |
|   | 5  | 5                  | CHAN Alex Chi Wai    | -    | 3      | 3          | 6              | 0.00       |
|   | 5  | 7                  | CHONG Kei Loi        | -    | -      | 2          | 2              | 0.00       |
|   | 5  | 9                  | CHUNG Wai Sze        | -    | -      | 2          | 2              | 0.00       |
|   |    | 3                  | WONG Ho Kiu          | -    | -      | -          | -              |            |
|   |    | 6                  | NG Kin Pong Jonathan | -    | -      | -          | -              |            |
|   |    | 12                 | WU Lok Kan           | -    | -      | -          | -              |            |
|   |    | <b>Team Totals</b> |                      |      | 5      | 6          | 40             | 51         |

| Team | Opponent Errors & Team Faults | 16 |
|------|-------------------------------|----|
|      |                               |    |

Timing and Results provided by  TISSOT



SUN 7 JUL 2013  
20:00  
21:18

Match No: 16

### Match Statistics

статистика

Match Duration: 1h 18m  
Attendance: 1700


RUS vs HKG  
3 0


| Teams        | Sets | 1   | 2   | 3  | Total |
|--------------|------|-----|-----|----|-------|
| RUS          | 3    | 26  | 25  | 25 | 76    |
| HKG          | 0    | 24  | 12  | 15 | 51    |
| Playing Time |      | 27m | 20m |    | 47m   |


First Referee: LUNA AMEZCUA Jose Roberto (MEX)

Second Referee: MOUSSEAU Malcolm Richard (CAN)


### HKG - Hong Kg, China

| Non-Scoring Dig  | Rk | No | Name                 | Digs | Faults | Receptions | Total Attempts | Avg by Set |
|--|----|----|----------------------|------|--------|------------|----------------|------------|
|  | 1  | 11 | SIU Cheong Hung      | 2    | 5      | 6          | 13             | 0.67       |
|  | 2  | 6  | NG Kin Pong Jonathan | -    | 3      | 5          | 8              | 0.00       |
|  | 2  | 1  | CHAN Kwong Kit       | -    | 2      | 3          | 5              | 0.00       |
|  | 2  | 5  | CHAN Alex Chi Wai    | -    | 2      | 3          | 5              | 0.00       |
|  | 2  | 4  | LAM Long Hei         | -    | 3      | 2          | 5              | 0.00       |
|  | 2  | 7  | CHONG Kei Loi        | -    | -      | 2          | 2              | 0.00       |
|  | 2  | 9  | CHUNG Wai Sze        | -    | 1      | -          | 1              | 0.00       |
|  |    | 2  | CHAN Tung Ping       | -    | -      | -          | -              | -          |
|  |    | 3  | WONG Ho Kiu          | -    | -      | -          | -              | -          |
|  |    | 8  | YIK Chi Hin          | -    | -      | -          | -              | -          |
|  |    | 10 | LAM Kwok Cheung      | -    | -      | -          | -              | -          |
|  |    | 12 | WU Lok Kan           | -    | -      | -          | -              | -          |
| <b>Team Totals</b>   |    |    |                      | 2    | 16     | 21         | 39             | 0.67       |

| Non-Scoring Set   | Rk | No | Name                 | Running Sets | Faults | Still Sets | Total Attempts | Avg by Set |
|---|----|----|----------------------|--------------|--------|------------|----------------|------------|
|  | 1  | 4  | LAM Long Hei         | 20           | -      | 32         | 52             | 6.67       |
|   | 2  | 9  | CHUNG Wai Sze        | 1            | -      | 5          | 6              | 0.33       |
|   | 2  | 11 | SIU Cheong Hung      | 1            | -      | 1          | 2              | 0.33       |
|   | 4  | 6  | NG Kin Pong Jonathan | -            | -      | 4          | 4              | 0.00       |
|   |    | 1  | CHAN Kwong Kit       | -            | -      | -          | -              | -          |
|   |    | 2  | CHAN Tung Ping       | -            | -      | -          | -              | -          |
|   |    | 3  | WONG Ho Kiu          | -            | -      | -          | -              | -          |
|   |    | 5  | CHAN Alex Chi Wai    | -            | -      | -          | -              | -          |
|   |    | 7  | CHONG Kei Loi        | -            | -      | -          | -              | -          |
|   |    | 8  | YIK Chi Hin          | -            | -      | -          | -              | -          |
|   |    | 10 | LAM Kwok Cheung      | -            | -      | -          | -              | -          |
|   |    | 12 | WU Lok Kan           | -            | -      | -          | -              | -          |
| <b>Team Totals</b>  |    |    |                      | 22           |        | 42         | 64             | 7.33       |

| Non-Scoring Reception  | Rk | No | Name                 | Excellents | Faults | Serve Receptions | Total Attempts | Succ % |
|--|----|----|----------------------|------------|--------|------------------|----------------|--------|
|  | 1  | 6  | NG Kin Pong Jonathan | 8          | 1      | 5                | 14             | 57.14  |
|  | 2  | 11 | SIU Cheong Hung      | 14         | 3      | 16               | 33             | 42.42  |
|  |    | 1  | CHAN Kwong Kit       | 4          | 1      | 4                | 9              |        |
|  |    | 4  | LAM Long Hei         | -          | -      | 1                | 1              |        |
|  |    | 7  | CHONG Kei Loi        | -          | -      | 1                | 1              |        |
|  |    | 2  | CHAN Tung Ping       | -          | -      | -                | -              |        |
|  |    | 3  | WONG Ho Kiu          | -          | -      | -                | -              |        |
|  |    | 5  | CHAN Alex Chi Wai    | -          | -      | -                | -              |        |
|  |    | 8  | YIK Chi Hin          | -          | -      | -                | -              |        |
|  |    | 9  | CHUNG Wai Sze        | -          | -      | -                | -              |        |
|  |    | 10 | LAM Kwok Cheung      | -          | -      | -                | -              |        |
|  |    | 12 | WU Lok Kan           | -          | -      | -                | -              |        |
| <b>Team Totals</b>   |    |    |                      | 26         | 5      | 27               | 58             | 44.83  |

| LEGEND |         | Eff% |            | Rk |      | Succ% |           |
|--------|---------|------|------------|----|------|-------|-----------|
| Avg    | Average | Eff% | Efficiency | Rk | Rank | Succ% | Success % |

Timing and Results provided by  TISSOT