



SUN 7 JUL 2013
18:01
19:21

Match No: 12

Match Statistics

статистика

Match Duration: 1h 20m
Attendance: 800

BLR vs USA
3 0

Teams	Sets	1	2	3	Total
BLR	3	25	25	25	75
USA	0	18	15	20	53
	Playing Time	23m	25m	26m	1h 14m

First Referee: WANNATAWEE Wichai (THA)


Second Referee: TSUKAMOTO Takeshi (JPN)

BLR - Belarus


Scoring Spike

Limit 15.00%

Rk	No	Name	Spikes	Faults	Shots	Total Attempts	Eff %
1	9	APLEVICH Raman	9	2	4	15	46.67
2	1	RADZIUK Andrei	11	3	9	23	34.78
	3	CHARAPOVICH Viachaslau	7	7	4	18	
	20	MAROZAU Maksim	4	1	4	9	
	4	LIASHCHYNSKAS Stasis	5	-	-	5	
	10	MIASHKOU Siarhei	1	-	3	4	
	2	RUSAK Evgeny	-	-	1	1	
	7	BARDACHOU Aliaksandr	1	-	-	1	
	8	KUKLINSKI Pavel	1	-	-	1	
	5	TARAS Siarhei	-	-	-	-	
	11	ZABAROUSKI Stanislau	-	-	-	-	
	18	VASH Dzmitry	-	-	-	-	
Team Totals			39	13	25	77	33.77

Scoring Block



Rk	No	Name	Kill Blocks	Faults	Rebounds	Total Attempts	Avg by Set
1	18	VASH Dzmitry	3	2	-	5	1.00
2	4	LIASHCHYNSKAS Stasis	2	9	1	12	0.67
3	20	MAROZAU Maksim	1	5	3	9	0.33
3	9	APLEVICH Raman	1	3	-	4	0.33
5	3	CHARAPOVICH Viachaslau	-	-	3	3	0.00
5	5	TARAS Siarhei	-	1	1	2	0.00
5	1	RADZIUK Andrei	-	-	1	1	0.00
5	7	BARDACHOU Aliaksandr	-	-	1	1	0.00
	2	RUSAK Evgeny	-	-	-	-	
	8	KUKLINSKI Pavel	-	-	-	-	
	10	MIASHKOU Siarhei	-	-	-	-	
	11	ZABAROUSKI Stanislau	-	-	-	-	
Team Totals			7	20	10	37	2.33

Scoring Service


Rk	No	Name	Aces	Faults	Serve Hits	Total Attempts	Avg by Set
1	20	MAROZAU Maksim	1	2	11	14	0.33
1	4	LIASHCHYNSKAS Stasis	1	1	10	12	0.33
1	18	VASH Dzmitry	1	3	8	12	0.33
4	1	RADZIUK Andrei	-	-	11	11	0.00
4	9	APLEVICH Raman	-	1	10	11	0.00
4	3	CHARAPOVICH Viachaslau	-	1	5	6	0.00
4	8	KUKLINSKI Pavel	-	1	2	3	0.00
4	2	RUSAK Evgeny	-	-	1	1	0.00
4	5	TARAS Siarhei	-	-	1	1	0.00
4	7	BARDACHOU Aliaksandr	-	-	1	1	0.00
4	10	MIASHKOU Siarhei	-	-	1	1	0.00
	11	ZABAROUSKI Stanislau	-	-	-	-	
Team Totals			3	9	61	73	1.00

Team

Opponent Errors & Team Faults	26
-------------------------------	----

Timing and Results provided by  TISSOT



SUN 7 JUL 2013
18:01
19:21

Match No: 12

Match Statistics

статистика

Match Duration: 1h 20m
Attendance: 800


BLR vs USA
3 0

Teams	Sets	1	2	3	Total
BLR	3	25	25	25	75
USA	0	18	15	20	53
Playing Time		23m	25m	26m	1h 14m


First Referee: WANNATAWEE Wichai (THA)

Second Referee: TSUKAMOTO Takeshi (JPN)

BLR - Belarus

Non-Scoring Dig


Rk	No	Name	Digs	Faults	Receptions	Total Attempts	Avg by Set
1	11	ZABAROUSKI Stanislau	3	1	5	9	1.00
2	3	CHARAPOVICH Viachaslau	1	2	6	9	0.33
2	9	APLEVICH Raman	1	4	4	9	0.33
2	4	LIASHCHYNSKAS Stasis	1	-	3	4	0.33
5	1	RADZIUK Andrei	-	-	5	5	0.00
5	18	VASH Dzmityr	-	1	3	4	0.00
5	20	MAROZAU Maksim	-	-	2	2	0.00
5	5	TARAS Sjarhei	-	-	1	1	0.00
5	7	BARDACHOU Aliaksandr	-	-	1	1	0.00
5	10	MIASHKOU Sjarhei	-	-	1	1	0.00
	2	RUSAK Evgeny	-	-	-	-	
	8	KUKLINSKI Pavel	-	-	-	-	
Team Totals			6	8	31	45	2.00


Non-Scoring Set


Rk	No	Name	Running Sets	Faults	Still Sets	Total Attempts	Avg by Set
1	18	VASH Dzmityr	33	1	28	62	11.00
2	11	ZABAROUSKI Stanislau	2	-	-	2	0.67
3	3	CHARAPOVICH Viachaslau	1	-	-	1	0.33
4	9	APLEVICH Raman	-	-	5	5	0.00
4	7	BARDACHOU Aliaksandr	-	1	4	5	0.00
4	4	LIASHCHYNSKAS Stasis	-	-	1	1	0.00
4	20	MAROZAU Maksim	-	-	1	1	0.00
	1	RADZIUK Andrei	-	-	-	-	
	2	RUSAK Evgeny	-	-	-	-	
	5	TARAS Sjarhei	-	-	-	-	
	8	KUKLINSKI Pavel	-	-	-	-	
	10	MIASHKOU Sjarhei	-	-	-	-	
Team Totals			36	2	39	77	12.00

Non-Scoring Reception

Limit 25.00%

Rk	No	Name	Excellents	Faults	Serve Receptions	Total Attempts	Succ %
1	11	ZABAROUSKI Stanislau	9	-	6	15	60.00
2	9	APLEVICH Raman	7	-	12	19	36.84
	1	RADZIUK Andrei	4	-	1	5	
	8	KUKLINSKI Pavel	2	-	-	2	
	2	RUSAK Evgeny	1	-	-	1	
	3	CHARAPOVICH Viachaslau	-	-	-	-	
	4	LIASHCHYNSKAS Stasis	-	-	-	-	
	5	TARAS Sjarhei	-	-	-	-	
	7	BARDACHOU Aliaksandr	-	-	-	-	
	10	MIASHKOU Sjarhei	-	-	-	-	
	18	VASH Dzmityr	-	-	-	-	
	20	MAROZAU Maksim	-	-	-	-	
Team Totals			23		19	42	54.76

Timing and Results provided by  TISSOT



SUN 7 JUL 2013
18:01
19:21

Match No: 12

Match Statistics
статистика

Match Duration: 1h 20m
Attendance: 800

BLR vs USA
3 0

Teams	Sets	1	2	3	Total
BLR	3	25	25	25	75
USA	0	18	15	20	53
	Playing Time	23m	25m	26m	1h 14m

First Referee: WANNATAWEE Wichai (THA)


Second Referee: TSUKAMOTO Takeshi (JPN)

USA - United States

Scoring Spike

Limit 15.00%

Rk	No	Name	Spikes	Faults	Shots	Total Attempts	Eff %
1	14	FALCONE Gregory	10	1	2	13	69.23
2	17	O'LEARY James	8	2	5	15	40.00
	3	PELLETIER Michael	1	3	8	12	
	5	VEGA Luis	5	9	7	21	
	15	QUESENBERRY Ryan	3	1	4	8	
	20	BRAWN Eric	1	1	1	3	
	12	PIEPER Keaton	1	-	-	1	
	19	WOODS JR. Gregory	-	-	1	1	
	8	MASCOE Jason	-	-	-	-	
	9	LILLEY Ryan	-	-	-	-	
	16	JOHNSON Eric	-	-	-	-	
	18	FERRY Nicholas	-	-	-	-	
Team Totals			29	17	28	74	16.22

Scoring Block


Rk	No	Name	Kill Blocks	Faults	Rebounds	Total Attempts	Avg by Set
1	14	FALCONE Gregory	1	9	3	13	0.33
1	3	PELLETIER Michael	1	1	6	8	0.33
1	17	O'LEARY James	1	4	-	5	0.33
1	5	VEGA Luis	1	1	2	4	0.33
5	12	PIEPER Keaton	-	3	3	6	0.00
5	15	QUESENBERRY Ryan	-	1	1	2	0.00
5	19	WOODS JR. Gregory	-	1	-	1	0.00
	8	MASCOE Jason	-	-	-	-	
	9	LILLEY Ryan	-	-	-	-	
	16	JOHNSON Eric	-	-	-	-	
	18	FERRY Nicholas	-	-	-	-	
	20	BRAWN Eric	-	-	-	-	
Team Totals			4	20	15	39	1.33

Scoring Service


Rk	No	Name	Aces	Faults	Serve Hits	Total Attempts	Avg by Set
1	17	O'LEARY James	-	-	11	11	0.00
1	3	PELLETIER Michael	-	1	9	10	0.00
1	12	PIEPER Keaton	-	1	9	10	0.00
1	5	VEGA Luis	-	3	6	9	0.00
1	14	FALCONE Gregory	-	4	5	9	0.00
1	15	QUESENBERRY Ryan	-	3	-	3	0.00
1	20	BRAWN Eric	-	1	1	2	0.00
1	16	JOHNSON Eric	-	-	1	1	0.00
	8	MASCOE Jason	-	-	-	-	
	9	LILLEY Ryan	-	-	-	-	
	18	FERRY Nicholas	-	-	-	-	
	19	WOODS JR. Gregory	-	-	-	-	
Team Totals				13	42	55	0.00

Team

Opponent Errors & Team Faults	20	1
-------------------------------	----	---

Timing and Results provided by  TISSOT



SUN 7 JUL 2013
18:01
19:21

Match No: 12

Match Statistics
статистика

Match Duration: 1h 20m
Attendance: 800


BLR vs USA
3 0

Teams	Sets	1	2	3	Total
BLR	3	25	25	25	75
USA	0	18	15	20	53
Playing Time		23m	25m	26m	1h 14m


First Referee: WANNATAWEE Wichai (THA)

Second Referee: TSUKAMOTO Takeshi (JPN)

USA - United States

Non-Scoring Dig


Rk	No	Name	Digs	Faults	Receptions	Total Attempts	Avg by Set
1	3	PELLETIER Michael	3	3	6	12	1.00
2	18	FERRY Nicholas	-	5	6	11	0.00
2	5	VEGA Luis	-	4	5	9	0.00
2	12	PIEPER Keaton	-	2	2	4	0.00
2	14	FALCONE Gregory	-	1	1	2	0.00
2	15	QUESENBERRY Ryan	-	1	1	2	0.00
2	19	WOODS JR. Gregory	-	-	1	1	0.00
2	17	O'LEARY James	-	1	-	1	0.00
	8	MASCOE Jason	-	-	-	-	-
	9	LILLEY Ryan	-	-	-	-	-
	16	JOHNSON Eric	-	-	-	-	-
	20	BRAWN Eric	-	-	-	-	-
Team Totals			3	17	22	42	1.00

Non-Scoring Set


Rk	No	Name	Running Sets	Faults	Still Sets	Total Attempts	Avg by Set
1	12	PIEPER Keaton	26	1	39	66	8.67
2	18	FERRY Nicholas	2	-	1	3	0.67
3	14	FALCONE Gregory	-	1	1	2	0.00
3	17	O'LEARY James	-	-	1	1	0.00
	3	PELLETIER Michael	-	-	-	-	-
	5	VEGA Luis	-	-	-	-	-
	8	MASCOE Jason	-	-	-	-	-
	9	LILLEY Ryan	-	-	-	-	-
	15	QUESENBERRY Ryan	-	-	-	-	-
	16	JOHNSON Eric	-	-	-	-	-
	19	WOODS JR. Gregory	-	-	-	-	-
	20	BRAWN Eric	-	-	-	-	-
Team Totals			28	2	42	72	9.33

Non-Scoring Reception

Limit
25.00%

Rk	No	Name	Excellents	Faults	Serve Receptions	Total Attempts	Succ %
1	5	VEGA Luis	8	-	9	17	47.06
2	3	PELLETIER Michael	15	-	17	32	46.88
3	18	FERRY Nicholas	4	3	5	12	33.33
	19	WOODS JR. Gregory	-	-	1	1	-
	8	MASCOE Jason	-	-	-	-	-
	9	LILLEY Ryan	-	-	-	-	-
	12	PIEPER Keaton	-	-	-	-	-
	14	FALCONE Gregory	-	-	-	-	-
	15	QUESENBERRY Ryan	-	-	-	-	-
	16	JOHNSON Eric	-	-	-	-	-
	17	O'LEARY James	-	-	-	-	-
	20	BRAWN Eric	-	-	-	-	-
Team Totals			27	3	32	62	43.55

LEGEND Avg Average Eff% Efficiency Rk Rank Succ% Success %

Timing and Results provided by  TISSOT