



Match No: 5

Match Statistics

СТАТИСТИКА

Match Duration: 1h 19m
Attendance: 2400

USA vs EST
0 3

Teams	Sets	1	2	3	Total
USA	0	22	17	18	57
EST	3	25	25	25	75
Playing Time		25m	24m	24m	1h 13m

First Referee:


Second Referee:

USA - United States

Scoring Spike

Limit
15.00%

Rk	No	Name	Spikes	Faults	Shots	Total Attempts	Eff %
1	5	Vega Luis	10	3	9	22	31.82
2	15	Quesenberry Ryan	6	4	11	21	9.52
	3	Pelletier Michael	2	6	8	16	
	14	Falcone Gregory	2	1	6	9	
	17	O'LEARY James	4	1	3	8	
	12	Pieper Keaton	1	1	1	3	
	18	Ferry Nicholas	-	-	1	1	
	19	Woods Jr. Gregory	-	-	1	1	
	20	Brawn Eric	-	-	1	1	
	8	Mascoe Jason	-	-	-	-	
	9	Lilley Ryan	-	-	-	-	
	16	Johnson Eric	-	-	-	-	
	18	Ferry Nicholas	-	-	-	-	
	19	Woods Jr. Gregory	-	-	-	-	
	20	Brawn Eric	-	-	-	-	
Team Totals			25	16	41	82	10.98

Scoring Block


Rk	No	Name	Kill Blocks	Faults	Rebounds	Total Attempts	Avg by Set
1	3	Pelletier Michael	2	2	5	9	0.67
1	15	Quesenberry Ryan	2	2	4	8	0.67
1	5	Vega Luis	2	1	1	4	0.67
4	14	Falcone Gregory	1	2	3	6	0.33
5	12	Pieper Keaton	-	4	5	9	0.00
5	17	O'LEARY James	-	5	1	6	0.00
	8	Mascoe Jason	-	-	-	-	
	9	Lilley Ryan	-	-	-	-	
	16	Johnson Eric	-	-	-	-	
	18	Ferry Nicholas	-	-	-	-	
	19	Woods Jr. Gregory	-	-	-	-	
	20	Brawn Eric	-	-	-	-	
Team Totals			7	16	19	42	2.33

Scoring Service


Rk	No	Name	Aces	Faults	Serve Hits	Total Attempts	Avg by Set
1	12	Pieper Keaton	1	1	9	11	0.33
1	3	Pelletier Michael	1	1	7	9	0.33
3	5	Vega Luis	-	3	9	12	0.00
3	17	O'LEARY James	-	2	9	11	0.00
3	15	Quesenberry Ryan	-	-	9	9	0.00
3	14	Falcone Gregory	-	1	5	6	0.00
3	20	Brawn Eric	-	-	1	1	0.00
	8	Mascoe Jason	-	-	-	-	
	9	Lilley Ryan	-	-	-	-	
	16	Johnson Eric	-	-	-	-	
	18	Ferry Nicholas	-	-	-	-	
	19	Woods Jr. Gregory	-	-	-	-	
Team Totals			2	8	49	59	0.67

Team

Opponent Errors & Team Faults	23
--	----

Timing and Results provided by  TISSOT



Match No: 5

Match Statistics

СТАТИСТИКА

Match Duration: 1h 19m
Attendance: 2400


USA vs EST
0 3

Teams	Sets	1	2	3	Total
USA	0	22	17	18	57
EST	3	25	25	25	75
Playing Time		25m	24m	24m	1h 13m


First Referee:

Second Referee:

USA - United States

Non-Scoring Dig


Rk	No	Name	Digs	Faults	Receptions	Total Attempts	Avg by Set
1	15	Quesenberry Ryan	1	-	1	2	0.33
2	18	Ferry Nicholas	-	11	11	22	0.00
2	5	Vega Luis	-	7	5	12	0.00
2	3	Pelletier Michael	-	2	6	8	0.00
2	12	Pieper Keaton	-	2	3	5	0.00
2	14	Falcone Gregory	-	1	1	2	0.00
2	20	Brawn Eric	-	1	1	2	0.00
2	17	O'LEARY James	-	2	-	2	0.00
2	19	Woods Jr. Gregory	-	-	1	1	0.00
	8	Mascoe Jason	-	-	-	-	-
	9	Lilley Ryan	-	-	-	-	-
	16	Johnson Eric	-	-	-	-	-
Team Totals			1	26	29	56	0.33

Non-Scoring Set


Rk	No	Name	Running Sets	Faults	Still Sets	Total Attempts	Avg by Set
1	12	Pieper Keaton	20	2	36	58	6.67
2	18	Ferry Nicholas	-	-	7	7	0.00
2	3	Pelletier Michael	-	-	4	4	0.00
2	5	Vega Luis	-	-	1	1	0.00
2	14	Falcone Gregory	-	-	1	1	0.00
2	17	O'LEARY James	-	-	1	1	0.00
	8	Mascoe Jason	-	-	-	-	-
	9	Lilley Ryan	-	-	-	-	-
	15	Quesenberry Ryan	-	-	-	-	-
	16	Johnson Eric	-	-	-	-	-
	19	Woods Jr. Gregory	-	-	-	-	-
	20	Brawn Eric	-	-	-	-	-
Team Totals			20	2	50	72	6.67

Non-Scoring Reception

Limit 25.00%

Rk	No	Name	Excellents	Faults	Serve Receptions	Total Attempts	Succ %
1	5	Vega Luis	10	2	13	25	40.00
2	18	Ferry Nicholas	6	2	12	20	30.00
	3	Pelletier Michael	4	2	6	12	
	19	Woods Jr. Gregory	1	-	-	1	
	8	Mascoe Jason	-	-	-	-	
	9	Lilley Ryan	-	-	-	-	
	12	Pieper Keaton	-	-	-	-	
	14	Falcone Gregory	-	-	-	-	
	15	Quesenberry Ryan	-	-	-	-	
	16	Johnson Eric	-	-	-	-	
	17	O'LEARY James	-	-	-	-	
	20	Brawn Eric	-	-	-	-	
Team Totals			21	6	31	58	36.21



Match No: 5

Match Statistics
СТАТИСТИКА

Match Duration: 1h 19m
Attendance: 2400

USA vs EST
0 3

Teams	Sets	1	2	3	Total
USA	0	22	17	18	57
EST	3	25	25	25	75
Playing Time		25m	24m	24m	1h 13m

First Referee:


Second Referee:

EST - Estonia


Scoring Spike

Limit 15.00%

Rk	No	Name	Spikes	Faults	Shots	Total Attempts	Eff %
1	13	Raadik Andrus	9	3	4	16	37.50
2	20	Tiisaar Mart	16	8	5	29	27.59
	6	Juhkami Martti	2	3	13	18	
	12	Kivisild Meelis	5	-	3	8	
	17	Ennemuist Siim	3	-	5	8	
	2	Keel Martti	3	-	1	4	
	10	Rosenblatt Martti	3	-	-	3	
	15	Koresaar Kardo	1	-	2	3	
	7	Orav Oliver	1	1	1	3	
	16	Jarvekulg Edgar	-	-	1	1	
	1	Tammemaa Timo	-	-	-	-	
	8	Nolvak Kusti	-	-	-	-	
Team Totals			43	15	35	93	30.11

Scoring Block


Rk	No	Name	Kill Blocks	Faults	Rebounds	Total Attempts	Avg by Set
1	12	Kivisild Meelis	2	1	4	7	0.67
1	20	Tiisaar Mart	2	2	3	7	0.67
3	2	Keel Martti	1	2	1	4	0.33
4	17	Ennemuist Siim	-	2	7	9	0.00
4	13	Raadik Andrus	-	3	-	3	0.00
4	6	Juhkami Martti	-	1	1	2	0.00
4	15	Koresaar Kardo	-	1	-	1	0.00
	1	Tammemaa Timo	-	-	-	-	
	7	Orav Oliver	-	-	-	-	
	8	Nolvak Kusti	-	-	-	-	
	10	Rosenblatt Martti	-	-	-	-	
	16	Jarvekulg Edgar	-	-	-	-	
Team Totals			5	12	16	33	1.67

Scoring Service


Rk	No	Name	Aces	Faults	Serve Hits	Total Attempts	Avg by Set
1	17	Ennemuist Siim	2	-	10	12	0.67
2	20	Tiisaar Mart	1	2	8	11	0.33
2	12	Kivisild Meelis	1	2	6	9	0.33
2	6	Juhkami Martti	1	1	6	8	0.33
2	2	Keel Martti	1	3	4	8	0.33
6	13	Raadik Andrus	-	2	15	17	0.00
6	10	Rosenblatt Martti	-	1	3	4	0.00
6	15	Koresaar Kardo	-	-	3	3	0.00
6	7	Orav Oliver	-	1	-	1	0.00
	1	Tammemaa Timo	-	-	-	-	
	8	Nolvak Kusti	-	-	-	-	
	16	Jarvekulg Edgar	-	-	-	-	
Team Totals			6	12	55	73	2.00

Team

Opponent Errors & Team Faults	
	21

Timing and Results provided by  TISSOT



Match No: 5

Match Statistics

СТАТИСТИКА

Match Duration: 1h 19m
Attendance: 2400


USA vs EST
0 3

Teams	Sets	1	2	3	Total
USA	0	22	17	18	57
EST	3	25	25	25	75
Playing Time		25m	24m	24m	1h 13m


First Referee:

Second Referee:

EST - Estonia

Non-Scoring Dig


Rk	No	Name	Digs	Faults	Receptions	Total Attempts	Avg by Set
1	16	Jarvekulg Edgar	1	3	7	11	0.33
1	15	Koresaar Kardo	1	-	3	4	0.33
3	17	Ennemuist Siim	-	1	6	7	0.00
3	2	Keel Martti	-	2	5	7	0.00
3	13	Raadik Andrus	-	1	5	6	0.00
3	20	Tiisaar Mart	-	3	3	6	0.00
3	12	Kivisild Meelis	-	-	5	5	0.00
3	6	Juhkami Martti	-	2	2	4	0.00
3	8	Nolvak Kusti	-	1	-	1	0.00
	1	Tammemaa Timo	-	-	-	-	
	7	Orav Oliver	-	-	-	-	
	10	Rosenblatt Martti	-	-	-	-	
Team Totals			2	13	36	51	0.67

Non-Scoring Set


Rk	No	Name	Running Sets	Faults	Still Sets	Total Attempts	Avg by Set
1	2	Keel Martti	28	1	32	61	9.33
2	8	Nolvak Kusti	5	-	1	6	1.67
3	16	Jarvekulg Edgar	4	-	3	7	1.33
4	13	Raadik Andrus	1	-	-	1	0.33
5	12	Kivisild Meelis	-	-	2	2	0.00
5	15	Koresaar Kardo	-	-	1	1	0.00
5	20	Tiisaar Mart	-	-	1	1	0.00
5	17	Ennemuist Siim	-	1	-	1	0.00
	1	Tammemaa Timo	-	-	-	-	
	6	Juhkami Martti	-	-	-	-	
	7	Orav Oliver	-	-	-	-	
	10	Rosenblatt Martti	-	-	-	-	
Team Totals			38	2	40	80	12.67


Non-Scoring Reception

Limit
25.00%

Rk	No	Name	Excellents	Faults	Serve Receptions	Total Attempts	Succ %
1	6	Juhkami Martti	2	1	13	16	12.50
	15	Koresaar Kardo	4	-	8	12	
	13	Raadik Andrus	2	-	8	10	
	16	Jarvekulg Edgar	1	-	4	5	
	12	Kivisild Meelis	1	-	1	2	
	17	Ennemuist Siim	-	-	1	1	
	1	Tammemaa Timo	-	-	-	-	
	2	Keel Martti	-	-	-	-	
	7	Orav Oliver	-	-	-	-	
	8	Nolvak Kusti	-	-	-	-	
	10	Rosenblatt Martti	-	-	-	-	
	20	Tiisaar Mart	-	-	-	-	
Team Totals			10	1	35	46	21.74

LEGEND

Avg Average Eff% Efficiency Rk Rank Succ% Success %

Timing and Results provided by  TISSOT