



Match No: 1

Match Statistics
статистика

Match Duration: 1h 06m
Attendance: 2700

HKG vs BLR
0 3

Teams	Sets	1	2	3	Total
HKG	0	17	21	10	48
BLR	3	25	25	25	75
Playing Time		23m	24m	19m	1h 06m

First Referee:

Second Referee:

HKG - Hong Kg, China

Scoring Spike

Limit 15.00%

Rk	No	Name	Spikes	Faults	Shots	Total Attempts	Eff %
1	5	Chan Alex Chi Wai	11	7	11	29	13.79
	11	Siu Cheong Hung	4	5	4	13	
	1	Chan Kwong Kit	2	2	5	9	
	4	Lam Long Hei	-	2	4	6	
	8	YIK Chi Hin	1	2	3	6	
	7	Chong Kei Loi	2	3	-	5	
	2	Chan Tung Ping	-	-	2	2	
	10	Lam Kwok Cheung	-	1	-	1	
	3	Wong Ho Kiu	-	-	-	-	
	6	Ng Kin Pong Jonathan	-	-	-	-	
	9	Chung Wai Sze	-	-	-	-	
	12	Wu Lok Kan	-	-	-	-	
Team Totals			20	22	29	71	

Scoring Block



Rk	No	Name	Kill Blocks	Faults	Rebounds	Total Attempts	Avg by Set
1	8	YIK Chi Hin	1	4	5	10	0.33
1	5	Chan Alex Chi Wai	1	-	2	3	0.33
1	11	Siu Cheong Hung	1	1	1	3	0.33
4	4	Lam Long Hei	-	1	6	7	0.00
4	2	Chan Tung Ping	-	1	3	4	0.00
4	1	Chan Kwong Kit	-	1	1	2	0.00
	3	Wong Ho Kiu	-	-	-	-	
	6	Ng Kin Pong Jonathan	-	-	-	-	
	7	Chong Kei Loi	-	-	-	-	
	9	Chung Wai Sze	-	-	-	-	
	10	Lam Kwok Cheung	-	-	-	-	
	12	Wu Lok Kan	-	-	-	-	
Team Totals			3	8	18	29	1.00

Scoring Service


Rk	No	Name	Aces	Faults	Serve Hits	Total Attempts	Avg by Set
1	5	Chan Alex Chi Wai	2	1	4	7	0.67
2	7	Chong Kei Loi	1	-	1	2	0.33
3	4	Lam Long Hei	-	-	13	13	0.00
3	11	Siu Cheong Hung	-	1	8	9	0.00
3	2	Chan Tung Ping	-	-	6	6	0.00
3	8	YIK Chi Hin	-	1	5	6	0.00
3	1	Chan Kwong Kit	-	-	4	4	0.00
3	9	Chung Wai Sze	-	-	3	3	0.00
	3	Wong Ho Kiu	-	-	-	-	
	6	Ng Kin Pong Jonathan	-	-	-	-	
	10	Lam Kwok Cheung	-	-	-	-	
	12	Wu Lok Kan	-	-	-	-	
Team Totals			3	3	44	50	1.00

Team

Opponent Errors & Team Faults	22
-------------------------------	----

Timing and Results provided by  TISSOT



SAT 6 JUL 2013
10:00
11:06

Match No: 1

Match Statistics

статистика

Match Duration: 1h 06m
Attendance: 2700

HKG vs BLR
0 3

Teams	Sets	1	2	3	Total
HKG	0	17	21	10	48
BLR	3	25	25	25	75
Playing Time		23m	24m	19m	1h 06m

First Referee:

Second Referee:

HKG - Hong Kg, China

Non-Scoring Dig


Rk	No	Name	Digs	Faults	Receptions	Total Attempts	Avg by Set
1	6	Ng Kin Pong Jonathan	1	6	4	11	0.33
2	1	Chan Kwong Kit	-	9	4	13	0.00
2	11	Siu Cheong Hung	-	6	4	10	0.00
2	4	Lam Long Hei	-	4	5	9	0.00
2	5	Chan Alex Chi Wai	-	1	7	8	0.00
2	3	Wong Ho Kiu	-	1	1	2	0.00
2	2	Chan Tung Ping	-	-	1	1	0.00
	7	Chong Kei Loi	-	-	-	-	-
	8	YIK Chi Hin	-	-	-	-	-
	9	Chung Wai Sze	-	-	-	-	-
	10	Lam Kwok Cheung	-	-	-	-	-
	12	Wu Lok Kan	-	-	-	-	-
Team Totals			1	27	26	54	0.33


Non-Scoring Set


Rk	No	Name	Running Sets	Faults	Still Sets	Total Attempts	Avg by Set
1	4	Lam Long Hei	14	1	28	43	4.67
2	6	Ng Kin Pong Jonathan	2	-	4	6	0.67
3	1	Chan Kwong Kit	1	-	2	3	0.33
4	5	Chan Alex Chi Wai	-	-	2	2	0.00
4	9	Chung Wai Sze	-	-	1	1	0.00
	2	Chan Tung Ping	-	-	-	-	-
	3	Wong Ho Kiu	-	-	-	-	-
	7	Chong Kei Loi	-	-	-	-	-
	8	YIK Chi Hin	-	-	-	-	-
	10	Lam Kwok Cheung	-	-	-	-	-
	11	Siu Cheong Hung	-	-	-	-	-
	12	Wu Lok Kan	-	-	-	-	-
Team Totals			17	1	37	55	5.67

Non-Scoring Reception

Limit 25.00%

Rk	No	Name	Excellents	Faults	Serve Receptions	Total Attempts	Succ %
1	1	Chan Kwong Kit	5	-	10	15	33.33
2	11	Siu Cheong Hung	5	1	12	18	27.78
	6	Ng Kin Pong Jonathan	2	3	7	12	-
	4	Lam Long Hei	-	-	2	2	-
	3	Wong Ho Kiu	-	1	-	1	-
	7	Chong Kei Loi	-	1	-	1	-
	8	YIK Chi Hin	-	1	-	1	-
	2	Chan Tung Ping	-	-	-	-	-
	5	Chan Alex Chi Wai	-	-	-	-	-
	9	Chung Wai Sze	-	-	-	-	-
	10	Lam Kwok Cheung	-	-	-	-	-
	12	Wu Lok Kan	-	-	-	-	-
Team Totals			12	7	31	50	24.00

Timing and Results provided by  TISSOT



Match No: 1

Match Statistics

статистика

Match Duration: 1h 06m
Attendance: 2700

HKG vs BLR
0 3

Teams	Sets	1	2	3	Total
HKG	0	17	21	10	48
BLR	3	25	25	25	75
Playing Time		23m	24m	19m	1h 06m

First Referee:


Second Referee:

BLR - Belarus


Scoring Spike

Limit 15.00%

Rk	No	Name	Spikes	Faults	Shots	Total Attempts	Eff %
1	20	Marozau Maksim	7	1	3	11	54.55
2	4	Liashchynskas Stasis	6	1	4	11	45.45
3	3	Charapovich Viachaslau	13	3	7	23	43.48
4	1	Radziuk Andrei	9	3	5	17	35.29
5	9	Aplevich Raman	3	1	9	13	15.38
	18	Vash Dzmitry	1	2	3	6	
	8	Kuklinski Pavel	-	-	1	1	
	10	Miashkou Siarhei	-	-	1	1	
	11	Zabarouski Stanislau	1	-	-	1	
	2	RUSAK Evgeny	-	-	-	-	
	5	Taras Siarhei	-	-	-	-	
	7	Bardachou Aliaksandr	-	-	-	-	
Team Totals			40	11	33	84	34.52

Scoring Block


Rk	No	Name	Kill Blocks	Faults	Rebounds	Total Attempts	Avg by Set
1	4	Liashchynskas Stasis	3	-	7	10	1.00
2	20	Marozau Maksim	2	3	3	8	0.67
2	1	Radziuk Andrei	2	2	2	6	0.67
2	9	Aplevich Raman	2	3	1	6	0.67
5	8	Kuklinski Pavel	1	-	-	1	0.33
6	18	Vash Dzmitry	-	1	1	2	0.00
6	3	Charapovich Viachaslau	-	2	-	2	0.00
6	10	Miashkou Siarhei	-	1	-	1	0.00
	2	RUSAK Evgeny	-	-	-	-	
	5	Taras Siarhei	-	-	-	-	
	7	Bardachou Aliaksandr	-	-	-	-	
	11	Zabarouski Stanislau	-	-	-	-	
Team Totals			10	12	14	36	3.33

Scoring Service


Rk	No	Name	Aces	Faults	Serve Hits	Total Attempts	Avg by Set
1	18	Vash Dzmitry	4	4	11	19	1.33
2	1	Radziuk Andrei	1	-	10	11	0.33
2	9	Aplevich Raman	1	-	9	10	0.33
2	20	Marozau Maksim	1	2	6	9	0.33
2	2	RUSAK Evgeny	1	-	2	3	0.33
6	4	Liashchynskas Stasis	-	3	8	11	0.00
6	3	Charapovich Viachaslau	-	3	7	10	0.00
	5	Taras Siarhei	-	-	-	-	
	7	Bardachou Aliaksandr	-	-	-	-	
	8	Kuklinski Pavel	-	-	-	-	
	10	Miashkou Siarhei	-	-	-	-	
	11	Zabarouski Stanislau	-	-	-	-	
Team Totals			8	12	53	73	2.67

Team

Opponent Errors & Team Faults	17	1

Timing and Results provided by  TISSOT



Match No: 1

Match Statistics

статистика

Match Duration: 1h 06m
Attendance: 2700


HKG vs BLR
0 3

Teams	Sets	1	2	3	Total
HKG	0	17	21	10	48
BLR	3	25	25	25	75
Playing Time		23m	24m	19m	1h 06m

First Referee:

Second Referee:

BLR - Belarus

Non-Scoring Dig


Rk	No	Name	Digs	Faults	Receptions	Total Attempts	Avg by Set
1	11	Zabaruski Stanislau	2	2	9	13	0.67
1	9	Aplevich Raman	2	2	2	6	0.67
3	3	Charapovich Viachaslau	-	-	6	6	0.00
3	1	Radziuk Andrei	-	2	3	5	0.00
3	18	Vash Dzmitry	-	-	4	4	0.00
3	20	Marozau Maksim	-	1	2	3	0.00
3	4	Liashchynskas Stasis	-	-	1	1	0.00
	2	RUSAK Evgeny	-	-	-	-	
	5	Taras Siarhei	-	-	-	-	
	7	Bardachou Aliaksandr	-	-	-	-	
	8	Kuklinski Pavel	-	-	-	-	
	10	Miashkou Siarhei	-	-	-	-	
Team Totals			4	7	27	38	1.33

Non-Scoring Set


Rk	No	Name	Running Sets	Faults	Still Sets	Total Attempts	Avg by Set
1	18	Vash Dzmitry	23	-	33	56	7.67
2	9	Aplevich Raman	2	-	2	4	0.67
2	1	Radziuk Andrei	2	-	-	2	0.67
2	11	Zabaruski Stanislau	2	-	-	2	0.67
5	4	Liashchynskas Stasis	-	-	2	2	0.00
5	2	RUSAK Evgeny	-	-	1	1	0.00
5	3	Charapovich Viachaslau	-	-	1	1	0.00
5	20	Marozau Maksim	-	1	-	1	0.00
	5	Taras Siarhei	-	-	-	-	
	7	Bardachou Aliaksandr	-	-	-	-	
	8	Kuklinski Pavel	-	-	-	-	
	10	Miashkou Siarhei	-	-	-	-	
Team Totals			29	1	39	69	9.67


Non-Scoring Reception

Limit 25.00%

Rk	No	Name	Excellents	Faults	Serve Receptions	Total Attempts	Succ %
1	9	Aplevich Raman	7	1	8	16	43.75
2	1	Radziuk Andrei	5	2	7	14	35.71
	11	Zabaruski Stanislau	5	-	5	10	
	4	Liashchynskas Stasis	2	-	-	2	
	8	Kuklinski Pavel	-	-	1	1	
	20	Marozau Maksim	-	-	1	1	
	2	RUSAK Evgeny	-	-	-	-	
	3	Charapovich Viachaslau	-	-	-	-	
	5	Taras Siarhei	-	-	-	-	
	7	Bardachou Aliaksandr	-	-	-	-	
	10	Miashkou Siarhei	-	-	-	-	
	18	Vash Dzmitry	-	-	-	-	
Team Totals			19	3	22	44	43.18

LEGEND

Avg Average Eff% Efficiency Rk Rank Succ% Success %

Timing and Results provided by  TISSOT