



SAT 13 JUL 2013  
13:00  
15:33

Match No: 55

### Match Statistics

статистика

Match Duration: 2h 33m  
Attendance: 3500

**POL vs KOR**  
3 2

Teams	Sets	1	2	3	4	5	Total
POL	3	22	25	23	25	22	117
KOR	2	25	20	25	23	20	113
	Playing Time	28m	26m	29m	33m	25m	2h 21m

First Referee: WANNATAWEE Wichai (THA)


Second Referee: OLEJNIK Vladimir (RUS)

### POL - Poland


Scoring Spike

Limit 15.00%

Rk	No	Name	Spikes	Faults	Shots	Total Attempts	Eff %
1	15	FERENS Wojciech	18	7	10	35	31.43
2	12	BOCIEK Grzegorz	27	12	18	57	26.32
	4	WLODARCZYK Wojciech	8	-	11	19	
	5	KLOS Karol	14	1	4	19	
	13	WIERZBOWSKI Krzysztof	5	5	8	18	
	16	HAIN Piotr	4	-	3	7	
	3	LOMACZ Grzegorz	2	1	1	4	
	11	ZAJDER Maciej	2	1	1	4	
	2	POPIK Kacper	-	-	-	-	
	7	HEBDA Milosz	-	-	-	-	
	10	ZALINSKI Wojciech	-	-	-	-	
	18	WOJTASZEK Damian	-	-	-	-	
<b>Team Totals</b>			80	27	56	163	32.52

Scoring Block



Rk	No	Name	Kill Blocks	Faults	Rebounds	Total Attempts	Avg by Set
1	12	BOCIEK Grzegorz	3	5	6	14	0.60
1	16	HAIN Piotr	3	4	5	12	0.60
3	5	KLOS Karol	2	11	9	22	0.40
3	15	FERENS Wojciech	2	4	1	7	0.40
5	4	WLODARCZYK Wojciech	1	2	2	5	0.20
6	13	WIERZBOWSKI Krzysztof	-	7	6	13	0.00
6	11	ZAJDER Maciej	-	3	4	7	0.00
6	3	LOMACZ Grzegorz	-	4	-	4	0.00
	2	POPIK Kacper	-	-	-	-	
	7	HEBDA Milosz	-	-	-	-	
	10	ZALINSKI Wojciech	-	-	-	-	
	18	WOJTASZEK Damian	-	-	-	-	
<b>Team Totals</b>			11	40	33	84	2.20

Scoring Service


Rk	No	Name	Aces	Faults	Serve Hits	Total Attempts	Avg by Set
1	11	ZAJDER Maciej	2	2	8	12	0.40
1	4	WLODARCZYK Wojciech	2	3	6	11	0.40
3	12	BOCIEK Grzegorz	1	5	15	21	0.20
3	15	FERENS Wojciech	1	3	10	14	0.20
5	5	KLOS Karol	-	2	14	16	0.00
5	3	LOMACZ Grzegorz	-	3	13	16	0.00
5	16	HAIN Piotr	-	2	11	13	0.00
5	13	WIERZBOWSKI Krzysztof	-	3	10	13	0.00
	2	POPIK Kacper	-	-	-	-	
	7	HEBDA Milosz	-	-	-	-	
	10	ZALINSKI Wojciech	-	-	-	-	
	18	WOJTASZEK Damian	-	-	-	-	
<b>Team Totals</b>			6	23	87	116	1.20

Team

Opponent Errors & Team Faults	20
-------------------------------	----

Timing and Results provided by  TISSOT



Match No: 55

### Match Statistics

статистика

Match Duration: 2h 33m  
Attendance: 3500

### POL vs KOR

3 2

Teams	Sets	1	2	3	4	5	Total
POL	3	22	25	23	25	22	117
KOR	2	25	20	25	23	20	113
	Playing Time	28m	26m	29m	33m	25m	2h 21m

First Referee: WANNATAWEE Wichai (THA)

Second Referee: OLEJNIK Vladimir (RUS)

### POL - Poland

Non-Scoring Dig


Rk	No	Name	Digs	Faults	Receptions	Total Attempts	Avg by Set
1	18	WOJTASZEK Damian	7	3	19	29	1.40
2	12	BOCIEK Grzegorz	3	2	2	7	0.60
3	3	LOMACZ Grzegorz	2	3	7	12	0.40
3	4	WLODARCZYK Wojciech	2	2	4	8	0.40
5	13	WIERZBOWSKI Krzysztof	1	1	5	7	0.20
5	5	KLOS Karol	1	2	2	5	0.20
7	15	FERENS Wojciech	-	2	6	8	0.00
7	11	ZAJDER Maciej	-	1	4	5	0.00
7	16	HAIN Piotr	-	1	2	3	0.00
	2	POPIK Kacper	-	-	-	-	-
	7	HEBDA Milosz	-	-	-	-	-
	10	ZALINSKI Wosjciech	-	-	-	-	-
<b>Team Totals</b>			16	17	51	84	3.20

Non-Scoring Set


Rk	No	Name	Running Sets	Faults	Still Sets	Total Attempts	Avg by Set
1	3	LOMACZ Grzegorz	75	2	59	136	15.00
2	5	KLOS Karol	1	-	5	6	0.20
2	13	WIERZBOWSKI Krzysztof	1	-	4	5	0.20
2	4	WLODARCZYK Wojciech	1	-	-	1	0.20
5	18	WOJTASZEK Damian	-	1	5	6	0.00
5	11	ZAJDER Maciej	-	-	2	2	0.00
5	15	FERENS Wojciech	-	-	2	2	0.00
5	16	HAIN Piotr	-	-	2	2	0.00
	2	POPIK Kacper	-	-	-	-	-
	7	HEBDA Milosz	-	-	-	-	-
	10	ZALINSKI Wosjciech	-	-	-	-	-
	12	BOCIEK Grzegorz	-	-	-	-	-
<b>Team Totals</b>			78	3	79	160	15.60

Non-Scoring Reception

<b>Limit</b> 25.00%

Rk	No	Name	Excellents	Faults	Serve Receptions	Total Attempts	Succ %
1	13	WIERZBOWSKI Krzysztof	23	1	12	36	63.89
2	4	WLODARCZYK Wojciech	17	1	11	29	58.62
	18	WOJTASZEK Damian	14	-	5	19	
	15	FERENS Wojciech	7	1	6	14	
	11	ZAJDER Maciej	-	-	2	2	
	16	HAIN Piotr	1	-	1	2	
	5	KLOS Karol	1	-	-	1	
	2	POPIK Kacper	-	-	-	-	
	3	LOMACZ Grzegorz	-	-	-	-	
	7	HEBDA Milosz	-	-	-	-	
	10	ZALINSKI Wosjciech	-	-	-	-	
	12	BOCIEK Grzegorz	-	-	-	-	
<b>Team Totals</b>			63	3	37	103	61.17



Match No: 55

### Match Statistics

статистика

Match Duration: 2h 33m  
Attendance: 3500

POL vs KOR  
3 2

Teams	Sets	1	2	3	4	5	Total
POL	3	22	25	23	25	22	117
KOR	2	25	20	25	23	20	113
	Playing Time	28m	26m	29m	33m	25m	2h 21m

First Referee: WANNATAWEE Wichai (THA)


Second Referee: OLEJNIK Vladimir (RUS)

### KOR - Korea


Scoring Spike

Limit 15.00%

Rk	No	Name	Spikes	Faults	Shots	Total Attempts	Eff %
1	11	SONG Myunggeun	16	7	14	37	24.32
2	15	KIM Myeongjin	12	5	13	30	23.33
	1	SONG Huichae	6	3	8	17	
	17	PARK Jinwoo	8	3	3	14	
	9	JIN Seongtae	9	2	2	13	
	16	SIM Kyoung-Sub	4	-	7	11	
	6	LEE Mingyu	-	-	4	4	
	10	NA Gyeongbok	1	-	3	4	
	7	LEE Kangwon	1	1	2	4	
	3	KWAK Myoungwoo	-	-	-	-	
	5	OH Jaeseong	-	-	-	-	
	18	KIM Kyumin	-	-	-	-	
Team Totals			57	21	56	134	26.87

Scoring Block


Rk	No	Name	Kill Blocks	Faults	Rebounds	Total Attempts	Avg by Set
1	17	PARK Jinwoo	5	16	7	28	1.00
2	11	SONG Myunggeun	4	8	-	12	0.80
3	15	KIM Myeongjin	2	5	1	8	0.40
4	9	JIN Seongtae	1	12	8	21	0.20
4	6	LEE Mingyu	1	7	9	17	0.20
4	10	NA Gyeongbok	1	-	-	1	0.20
7	16	SIM Kyoung-Sub	-	6	1	7	0.00
7	1	SONG Huichae	-	7	-	7	0.00
7	7	LEE Kangwon	-	3	1	4	0.00
	3	KWAK Myoungwoo	-	-	-	-	
	5	OH Jaeseong	-	-	-	-	
	18	KIM Kyumin	-	-	-	-	
Team Totals			14	64	27	105	2.80

Scoring Service


Rk	No	Name	Aces	Faults	Serve Hits	Total Attempts	Avg by Set
1	6	LEE Mingyu	1	2	23	26	0.20
1	17	PARK Jinwoo	1	1	17	19	0.20
1	9	JIN Seongtae	1	-	15	16	0.20
4	11	SONG Myunggeun	-	1	15	16	0.00
4	15	KIM Myeongjin	-	1	13	14	0.00
4	1	SONG Huichae	-	2	10	12	0.00
4	16	SIM Kyoung-Sub	-	2	3	5	0.00
4	7	LEE Kangwon	-	-	3	3	0.00
4	10	NA Gyeongbok	-	-	2	2	0.00
	3	KWAK Myoungwoo	-	-	-	-	
	5	OH Jaeseong	-	-	-	-	
	18	KIM Kyumin	-	-	-	-	
Team Totals			3	9	101	113	0.60

Team

Opponent Errors & Team Faults	39	1
-------------------------------	----	---

Timing and Results provided by  TISSOT



SAT 13 JUL 2013  
13:00  
15:33

Match No: 55

Match Statistics  
статистика

Match Duration: 2h 33m  
Attendance: 3500


POL vs KOR  
3 2

Teams	Sets	1	2	3	4	5	Total
POL	3	22	25	23	25	22	117
KOR	2	25	20	25	23	20	113
	Playing Time	28m	26m	29m	33m	25m	2h 21m


First Referee: WANNATAWEE Wichai (THA)

Second Referee: OLEJNIK Vladimir (RUS)

KOR - Korea

Non-Scoring Dig


Rk	No	Name	Digs	Faults	Receptions	Total Attempts	Avg by Set
1	5	OH Jaeseong	4	3	11	18	0.80
2	16	SIM Kyoung-Sub	3	2	3	8	0.60
3	6	LEE Mingyu	2	-	8	10	0.40
3	1	SONG Huichae	2	1	4	7	0.40
5	11	SONG Myunggeun	1	4	7	12	0.20
5	17	PARK Jinwoo	1	1	3	5	0.20
5	15	KIM Myeongjin	1	1	2	4	0.20
5	9	JIN Seongtae	1	-	1	2	0.20
9	7	LEE Kangwon	-	2	-	2	0.00
	3	KWAK Myoungwoo	-	-	-	-	-
	10	NA Gyeongbok	-	-	-	-	-
	18	KIM Kyumin	-	-	-	-	-
<b>Team Totals</b>			15	14	39	68	3.00

Non-Scoring Set



Rk	No	Name	Running Sets	Faults	Still Sets	Total Attempts	Avg by Set
1	6	LEE Mingyu	52	-	62	114	10.40
2	5	OH Jaeseong	2	-	3	5	0.40
3	11	SONG Myunggeun	1	-	5	6	0.20
4	1	SONG Huichae	-	-	4	4	0.00
4	7	LEE Kangwon	-	-	1	1	0.00
4	15	KIM Myeongjin	-	-	1	1	0.00
	3	KWAK Myoungwoo	-	-	-	-	-
	9	JIN Seongtae	-	-	-	-	-
	10	NA Gyeongbok	-	-	-	-	-
	16	SIM Kyoung-Sub	-	-	-	-	-
	17	PARK Jinwoo	-	-	-	-	-
	18	KIM Kyumin	-	-	-	-	-
<b>Team Totals</b>			55		76	131	11.00

Non-Scoring Reception

<b>Limit</b> 25.00%

Rk	No	Name	Excellents	Faults	Serve Receptions	Total Attempts	Succ %
1	11	SONG Myunggeun	17	3	11	31	54.84
	5	OH Jaeseong	14	-	10	24	
	1	SONG Huichae	10	3	7	20	
	16	SIM Kyoung-Sub	8	-	6	14	
	17	PARK Jinwoo	-	-	2	2	
	9	JIN Seongtae	-	-	1	1	
	3	KWAK Myoungwoo	-	-	-	-	
	6	LEE Mingyu	-	-	-	-	
	7	LEE Kangwon	-	-	-	-	
	10	NA Gyeongbok	-	-	-	-	
	15	KIM Myeongjin	-	-	-	-	
	18	KIM Kyumin	-	-	-	-	
<b>Team Totals</b>			49	6	37	92	53.26

LEGEND Avg Average Eff% Efficiency Rk Rank Succ% Success %

Timing and Results provided by  TISSOT