



Match No: 54

Match Statistics

статистика

Match Duration: 2h 02m
Attendance: 225

CZE vs JPN

1 3

Teams	Sets	1	2	3	4	Total
CZE	1	21	25	23	24	93
JPN	3	25	22	25	26	98
Playing Time		24m	29m	30m	28m	1h 51m

First Referee: SILVA Felipe (BRA)

Second Referee: MOUSSEAU Malcolm Richard (CAN)

CZE - Czech Republic

Scoring Spike

Limit 15.00%

Rk	No	Name	Spikes	Faults	Shots	Total Attempts	Eff %
1	12	FORT Dominik	22	3	14	39	48.72
2	13	KULIHA Jan	18	5	11	34	38.24
3	4	KRBA Jan	10	5	20	35	14.29
	8	MLCUCH Josef	5	1	4	10	
	11	SEDLAR Jan	4	1	2	7	
	3	PAJMA Tomas	2	-	4	6	
	5	VASICEK Jiri	-	-	1	1	
	6	HANIK Zdenek	-	-	1	1	
	1	VACHOUSEK Stanislav	-	-	-	-	
	2	VACLAVIK Jan	-	-	-	-	
	7	SOBEK Jakub	-	-	-	-	
	9	KOLACEK Michal	-	-	-	-	
Team Totals			61	15	57	133	34.59

Scoring Block



Rk	No	Name	Kill Blocks	Faults	Rebounds	Total Attempts	Avg by Set
1	11	SEDLAR Jan	4	4	4	12	1.00
1	13	KULIHA Jan	4	1	-	5	1.00
3	3	PAJMA Tomas	2	4	12	18	0.50
4	6	HANIK Zdenek	1	3	2	6	0.25
4	4	KRBA Jan	1	3	1	5	0.25
6	12	FORT Dominik	-	5	5	10	0.00
6	8	MLCUCH Josef	-	1	2	3	0.00
	1	VACHOUSEK Stanislav	-	-	-	-	
	2	VACLAVIK Jan	-	-	-	-	
	5	VASICEK Jiri	-	-	-	-	
	7	SOBEK Jakub	-	-	-	-	
	9	KOLACEK Michal	-	-	-	-	
Team Totals			12	21	26	59	3.00

Scoring Service


Rk	No	Name	Aces	Faults	Serve Hits	Total Attempts	Avg by Set
1	4	KRBA Jan	4	3	14	21	1.00
2	6	HANIK Zdenek	-	-	17	17	0.00
2	12	FORT Dominik	-	3	12	15	0.00
2	13	KULIHA Jan	-	5	8	13	0.00
2	11	SEDLAR Jan	-	1	9	10	0.00
2	3	PAJMA Tomas	-	2	6	8	0.00
2	8	MLCUCH Josef	-	5	2	7	0.00
2	7	SOBEK Jakub	-	-	2	2	0.00
2	5	VASICEK Jiri	-	-	1	1	0.00
	1	VACHOUSEK Stanislav	-	-	-	-	
	2	VACLAVIK Jan	-	-	-	-	
	9	KOLACEK Michal	-	-	-	-	
Team Totals			4	19	71	94	1.00

Team

Opponent Errors & Team Faults	16
-------------------------------	----

Timing and Results provided by  TISSOT



Match No: 54

Match Statistics

статистика

Match Duration: 2h 02m
Attendance: 225

CZE vs JPN


1 3

Teams	Sets	1	2	3	4	Total
CZE	1	21	25	23	24	93
JPN	3	25	22	25	26	98
	Playing Time	24m	29m	30m	28m	1h 51m


First Referee: SILVA Felipe (BRA)

Second Referee: MOUSSEAU Malcolm Richard (CAN)

CZE - Czech Republic

Non-Scoring Dig


Rk	No	Name	Digs	Faults	Receptions	Total Attempts	Avg by Set
1	2	VACLAVIK Jan	6	2	8	16	1.50
2	4	KRBA Jan	5	1	6	12	1.25
3	12	FORT Dominik	3	2	8	13	0.75
3	3	PAJMA Tomas	3	-	2	5	0.75
5	6	HANIK Zdenek	2	4	7	13	0.50
5	13	KULIHA Jan	2	2	4	8	0.50
7	11	SEDLAR Jan	1	1	1	3	0.25
8	8	MLCUCH Josef	-	-	2	2	0.00
8	5	VASICEK Jiri	-	-	1	1	0.00
	1	VACHOUSEK Stanislav	-	-	-	-	-
	7	SOBEK Jakub	-	-	-	-	-
	9	KOLACEK Michal	-	-	-	-	-
Team Totals			22	12	39	73	5.50

Non-Scoring Set


Rk	No	Name	Running Sets	Faults	Still Sets	Total Attempts	Avg by Set
1	6	HANIK Zdenek	55	1	56	112	13.75
2	2	VACLAVIK Jan	1	-	6	7	0.25
2	12	FORT Dominik	1	-	2	3	0.25
2	13	KULIHA Jan	1	-	1	2	0.25
5	11	SEDLAR Jan	-	1	4	5	0.00
	1	VACHOUSEK Stanislav	-	-	-	-	-
	3	PAJMA Tomas	-	-	-	-	-
	4	KRBA Jan	-	-	-	-	-
	5	VASICEK Jiri	-	-	-	-	-
	7	SOBEK Jakub	-	-	-	-	-
	8	MLCUCH Josef	-	-	-	-	-
	9	KOLACEK Michal	-	-	-	-	-
Team Totals			58	2	69	129	14.50

Non-Scoring Reception

Limit 25.00%

Rk	No	Name	Excellents	Faults	Serve Receptions	Total Attempts	Succ %
1	2	VACLAVIK Jan	21	1	8	30	70.00
2	13	KULIHA Jan	10	1	17	28	35.71
	12	FORT Dominik	9	1	10	20	
	5	VASICEK Jiri	1	-	1	2	
	6	HANIK Zdenek	-	-	1	1	
	1	VACHOUSEK Stanislav	-	-	-	-	
	3	PAJMA Tomas	-	-	-	-	
	4	KRBA Jan	-	-	-	-	
	7	SOBEK Jakub	-	-	-	-	
	8	MLCUCH Josef	-	-	-	-	
	9	KOLACEK Michal	-	-	-	-	
	11	SEDLAR Jan	-	-	-	-	
Team Totals			41	3	37	81	50.62



Match No: 54

Match Statistics

статистика

Match Duration: 2h 02m
Attendance: 225

CZE vs JPN

1 3

Teams	Sets	1	2	3	4	Total
CZE	1	21	25	23	24	93
JPN	3	25	22	25	26	98
	Playing Time	24m	29m	30m	28m	1h 51m

First Referee: SILVA Felipe (BRA)


Second Referee: MOUSSEAU Malcolm Richard (CAN)

JPN - Japan


Scoring Spike

Limit 15.00%

Rk	No	Name	Spikes	Faults	Shots	Total Attempts	Eff %
1	9	DEKITA Takashi	20	4	24	48	33.33
2	2	CHIJIKI Shunsuke	9	5	24	38	10.53
	7	HOSHINO Hidetomo	9	4	5	18	
	4	SHIOTA Tatsuya	8	2	2	12	
	11	FUSHIMI Yamato	7	-	3	10	
	5	FUKATSU Hideomi	2	-	5	7	
	8	RI Haku	3	-	3	6	
	3	KOGA Taichiro	-	-	2	2	
	1	OZAWA Shoh	-	-	-	-	
	6	WATANABE Sogo	-	-	-	-	
	10	MAEDA Issei	-	-	-	-	
	12	YAMADA Shuzo	-	-	-	-	
Team Totals			58	15	68	141	30.50

Scoring Block


Rk	No	Name	Kill Blocks	Faults	Rebounds	Total Attempts	Avg by Set
1	11	FUSHIMI Yamato	3	6	7	16	0.75
2	5	FUKATSU Hideomi	1	5	3	9	0.25
3	2	CHIJIKI Shunsuke	-	4	11	15	0.00
3	4	SHIOTA Tatsuya	-	5	4	9	0.00
3	7	HOSHINO Hidetomo	-	3	4	7	0.00
3	9	DEKITA Takashi	-	1	2	3	0.00
3	8	RI Haku	-	2	-	2	0.00
	1	OZAWA Shoh	-	-	-	-	
	3	KOGA Taichiro	-	-	-	-	
	6	WATANABE Sogo	-	-	-	-	
	10	MAEDA Issei	-	-	-	-	
	12	YAMADA Shuzo	-	-	-	-	
Team Totals			4	26	31	61	1.00

Scoring Service


Rk	No	Name	Aces	Faults	Serve Hits	Total Attempts	Avg by Set
1	2	CHIJIKI Shunsuke	1	3	14	18	0.25
1	5	FUKATSU Hideomi	1	-	13	14	0.25
1	11	FUSHIMI Yamato	1	2	6	9	0.25
1	1	OZAWA Shoh	1	-	4	5	0.25
5	9	DEKITA Takashi	-	-	16	16	0.00
5	7	HOSHINO Hidetomo	-	-	15	15	0.00
5	4	SHIOTA Tatsuya	-	6	8	14	0.00
5	8	RI Haku	-	-	3	3	0.00
5	12	YAMADA Shuzo	-	2	1	3	0.00
	3	KOGA Taichiro	-	-	-	-	
	6	WATANABE Sogo	-	-	-	-	
	10	MAEDA Issei	-	-	-	-	
Team Totals			4	13	80	97	1.00

Team

Opponent Errors & Team Faults	32
-------------------------------	----

Timing and Results provided by  TISSOT



Match No: 54

Match Statistics
статистика

Match Duration: 2h 02m
Attendance: 225


CZE vs JPN
1 3

Teams	Sets	1	2	3	4	Total
CZE	1	21	25	23	24	93
JPN	3	25	22	25	26	98
	Playing Time	24m	29m	30m	28m	1h 51m


First Referee: SILVA Felipe (BRA)

Second Referee: MOUSSEAU Malcolm Richard (CAN)

JPN - Japan

Non-Scoring Dig


Rk	No	Name	Digs	Faults	Receptions	Total Attempts	Avg by Set
1	3	KOGA Taichiro	6	5	15	26	1.50
2	5	FUKATSU Hideomi	3	8	12	23	0.75
2	9	DEKITA Takashi	3	3	5	11	0.75
4	4	SHIOTA Tatsuya	2	1	2	5	0.50
5	7	HOSHINO Hidetomo	1	2	13	16	0.25
5	11	FUSHIMI Yamato	1	-	2	3	0.25
7	2	CHIJIKI Shunsuke	-	5	2	7	0.00
	1	OZAWA Shoh	-	-	-	-	-
	6	WATANABE Sogo	-	-	-	-	-
	8	RI Haku	-	-	-	-	-
	10	MAEDA Issei	-	-	-	-	-
	12	YAMADA Shuzo	-	-	-	-	-
Team Totals			16	24	51	91	4.00

Non-Scoring Set


Rk	No	Name	Running Sets	Faults	Still Sets	Total Attempts	Avg by Set
1	5	FUKATSU Hideomi	47	-	55	102	11.75
2	3	KOGA Taichiro	3	-	11	14	0.75
3	7	HOSHINO Hidetomo	1	-	3	4	0.25
3	2	CHIJIKI Shunsuke	1	-	2	3	0.25
5	11	FUSHIMI Yamato	-	-	1	1	0.00
	1	OZAWA Shoh	-	-	-	-	-
	4	SHIOTA Tatsuya	-	-	-	-	-
	6	WATANABE Sogo	-	-	-	-	-
	8	RI Haku	-	-	-	-	-
	9	DEKITA Takashi	-	-	-	-	-
	10	MAEDA Issei	-	-	-	-	-
	12	YAMADA Shuzo	-	-	-	-	-
Team Totals			52		72	124	13.00

Non-Scoring Reception

Limit 25.00%

Rk	No	Name	Excellents	Faults	Serve Receptions	Total Attempts	Succ %
1	7	HOSHINO Hidetomo	14	-	13	27	51.85
2	3	KOGA Taichiro	9	1	14	24	37.50
	2	CHIJIKI Shunsuke	7	-	12	19	
	5	FUKATSU Hideomi	-	-	1	1	
	1	OZAWA Shoh	-	-	-	-	
	4	SHIOTA Tatsuya	-	-	-	-	
	6	WATANABE Sogo	-	-	-	-	
	8	RI Haku	-	-	-	-	
	9	DEKITA Takashi	-	-	-	-	
	10	MAEDA Issei	-	-	-	-	
	11	FUSHIMI Yamato	-	-	-	-	
	12	YAMADA Shuzo	-	-	-	-	
Team Totals			30	1	40	71	42.25

LEGEND Avg Average Eff% Efficiency Rk Rank Succ% Success %

Timing and Results provided by  TISSOT