



Match No: 62

### Match Statistics

статистика

Match Duration: 1h 44m  
Attendance: 120

EST vs CHI  
3 1

Teams	Sets	1	2	3	4	Total
EST	3	25	25	23	25	98
CHI	1	18	16	25	20	79
Playing Time		24m	21m	26m	23m	1h 34m

First Referee: HO Tat Ming, Samuel (HKG)


Second Referee: TSUKAMOTO Takeshi (JPN)

### EST - Estonia


Scoring Spike

Limit 15.00%

Rk	No	Name	Spikes	Faults	Shots	Total Attempts	Eff %
1	6	JUHKAMI Martti	18	-	8	26	69.23
2	7	ORAV Oliver	8	4	7	19	21.05
	13	RAADIK Andrus	9	2	5	16	
	20	TIISAAR Mart	8	2	4	14	
	12	KIVISILD Meelis	3	2	6	11	
	1	TAMMEMAA Timo	5	1	3	9	
	15	KORESAAR Kardo	1	2	6	9	
	10	ROSENBLATT Martti	1	-	3	4	
	8	NOLVAK Kusti	1	-	1	2	
	2	KEEL Martti	-	-	-	-	
	16	JARVEKULG Edgar	-	-	-	-	
	17	ENNEMUIST Siim	-	-	-	-	
Team Totals			54	13	43	110	37.27

Scoring Block



Rk	No	Name	Kill Blocks	Faults	Rebounds	Total Attempts	Avg by Set
1	6	JUHKAMI Martti	4	2	2	8	1.00
2	15	KORESAAR Kardo	2	1	2	5	0.50
2	20	TIISAAR Mart	2	1	1	4	0.50
4	1	TAMMEMAA Timo	1	9	4	14	0.25
4	12	KIVISILD Meelis	1	1	4	6	0.25
4	8	NOLVAK Kusti	1	2	3	6	0.25
4	7	ORAV Oliver	1	3	1	5	0.25
8	10	ROSENBLATT Martti	-	2	7	9	0.00
8	13	RAADIK Andrus	-	-	1	1	0.00
8	16	JARVEKULG Edgar	-	-	1	1	0.00
	2	KEEL Martti	-	-	-	-	
	17	ENNEMUIST Siim	-	-	-	-	
Team Totals			12	21	26	59	3.00

Scoring Service


Rk	No	Name	Aces	Faults	Serve Hits	Total Attempts	Avg by Set
1	6	JUHKAMI Martti	2	3	16	21	0.50
2	13	RAADIK Andrus	1	3	4	8	0.25
3	1	TAMMEMAA Timo	-	2	15	17	0.00
3	8	NOLVAK Kusti	-	1	10	11	0.00
3	15	KORESAAR Kardo	-	1	10	11	0.00
3	7	ORAV Oliver	-	3	7	10	0.00
3	12	KIVISILD Meelis	-	1	8	9	0.00
3	10	ROSENBLATT Martti	-	-	6	6	0.00
3	2	KEEL Martti	-	-	2	2	0.00
3	20	TIISAAR Mart	-	1	1	2	0.00
	16	JARVEKULG Edgar	-	-	-	-	
	17	ENNEMUIST Siim	-	-	-	-	
Team Totals			3	15	79	97	0.75

Team

Opponent Errors & Team Faults	29
-------------------------------	----

Timing and Results provided by  TISSOT



Match No: 62

### Match Statistics

статистика

Match Duration: 1h 44m  
Attendance: 120


EST vs CHI  
3 1

Teams	Sets	1	2	3	4	Total
EST	3	25	25	23	25	98
CHI	1	18	16	25	20	79
Playing Time		24m	21m	26m	23m	1h 34m


First Referee: HO Tat Ming, Samuel (HKG)

Second Referee: TSUKAMOTO Takeshi (JPN)

### EST - Estonia

Non-Scoring Dig


Rk	No	Name	Digs	Faults	Receptions	Total Attempts	Avg by Set
1	16	JARVEKULG Edgar	3	6	4	13	0.75
2	8	NOLVAK Kusti	2	3	5	10	0.50
2	6	JUHKAMI Martti	2	1	5	8	0.50
2	13	RAADIK Andrus	2	1	3	6	0.50
5	7	ORAV Oliver	1	1	6	8	0.25
6	10	ROSENBLATT Martti	-	-	2	2	0.00
6	12	KIVISILD Meelis	-	-	2	2	0.00
6	1	TAMMEMAA Timo	-	-	1	1	0.00
6	15	KORESAAR Kardo	-	-	1	1	0.00
	2	KEEL Martti	-	-	-	-	-
	17	ENNEMUIST Siim	-	-	-	-	-
	20	TIISAAR Mart	-	-	-	-	-
<b>Team Totals</b>			10	12	29	51	2.50

Non-Scoring Set


Rk	No	Name	Running Sets	Faults	Still Sets	Total Attempts	Avg by Set
1	8	NOLVAK Kusti	46	-	35	81	11.50
2	6	JUHKAMI Martti	1	-	2	3	0.25
2	12	KIVISILD Meelis	1	-	2	3	0.25
2	7	ORAV Oliver	1	-	1	2	0.25
2	13	RAADIK Andrus	1	-	-	1	0.25
2	20	TIISAAR Mart	1	-	-	1	0.25
7	16	JARVEKULG Edgar	-	-	4	4	0.00
7	1	TAMMEMAA Timo	-	-	1	1	0.00
7	15	KORESAAR Kardo	-	-	1	1	0.00
	2	KEEL Martti	-	-	-	-	-
	10	ROSENBLATT Martti	-	-	-	-	-
	17	ENNEMUIST Siim	-	-	-	-	-
<b>Team Totals</b>			51		46	97	12.75

Non-Scoring Reception

<b>Limit</b> 25.00%

Rk	No	Name	Excellents	Faults	Serve Receptions	Total Attempts	Succ %
1	13	RAADIK Andrus	4	1	15	20	20.00
	16	JARVEKULG Edgar	5	-	11	16	
	6	JUHKAMI Martti	3	1	12	16	
	15	KORESAAR Kardo	1	-	10	11	
	1	TAMMEMAA Timo	-	-	1	1	
	8	NOLVAK Kusti	-	-	1	1	
	12	KIVISILD Meelis	-	-	1	1	
	2	KEEL Martti	-	-	-	-	
	7	ORAV Oliver	-	-	-	-	
	10	ROSENBLATT Martti	-	-	-	-	
	17	ENNEMUIST Siim	-	-	-	-	
	20	TIISAAR Mart	-	-	-	-	
<b>Team Totals</b>			13	2	51	66	19.70



Match No: 62

### Match Statistics

статистика

Match Duration: 1h 44m  
Attendance: 120

EST vs CHI  
3 1

Teams	Sets	1	2	3	4	Total
EST	3	25	25	23	25	98
CHI	1	18	16	25	20	79
Playing Time		24m	21m	26m	23m	1h 34m

First Referee: HO Tat Ming, Samuel (HKG)


Second Referee: TSUKAMOTO Takeshi (JPN)

### CHI - Chile


Scoring Spike

Limit 15.00%

Rk	No	Name	Spikes	Faults	Shots	Total Attempts	Eff %
1	3	PARRAGUIRRE Tomas	12	2	3	17	58.82
2	1	PARRAGUIRRE Vicente	12	6	8	26	23.08
3	11	RILLING Alan	10	6	15	31	12.90
4	5	PARRAGUIRRE Matias	8	6	12	26	7.69
	13	GOMEZ Felipe	3	1	6	10	
	9	LOPEZ Cristobal	2	4	3	9	
	2	SALINAS Rodrigo	-	-	1	1	
	6	FRAZZONI Roberto	1	-	-	1	
	4	CACERES Carlos	-	1	-	1	
	7	PAPAGALLO Felipe	-	-	-	-	
	8	GONZALEZ Christian	-	-	-	-	
	10	VALENZUELA Diego	-	-	-	-	
Team Totals			48	26	48	122	18.03

Scoring Block


Rk	No	Name	Kill Blocks	Faults	Rebounds	Total Attempts	Avg by Set
1	11	RILLING Alan	2	2	1	5	0.50
2	3	PARRAGUIRRE Tomas	1	5	5	11	0.25
2	13	GOMEZ Felipe	1	5	5	11	0.25
2	6	FRAZZONI Roberto	1	3	-	4	0.25
2	1	PARRAGUIRRE Vicente	1	2	-	3	0.25
6	5	PARRAGUIRRE Matias	-	2	2	4	0.00
6	9	LOPEZ Cristobal	-	2	-	2	0.00
6	4	CACERES Carlos	-	-	1	1	0.00
	2	SALINAS Rodrigo	-	-	-	-	
	7	PAPAGALLO Felipe	-	-	-	-	
	8	GONZALEZ Christian	-	-	-	-	
	10	VALENZUELA Diego	-	-	-	-	
Team Totals			6	21	14	41	1.50

Scoring Service


Rk	No	Name	Aces	Faults	Serve Hits	Total Attempts	Avg by Set
1	11	RILLING Alan	2	1	13	16	0.50
2	5	PARRAGUIRRE Matias	-	-	16	16	0.00
2	3	PARRAGUIRRE Tomas	-	1	9	10	0.00
2	6	FRAZZONI Roberto	-	1	9	10	0.00
2	1	PARRAGUIRRE Vicente	-	7	3	10	0.00
2	13	GOMEZ Felipe	-	1	8	9	0.00
2	9	LOPEZ Cristobal	-	-	6	6	0.00
2	4	CACERES Carlos	-	-	3	3	0.00
	2	SALINAS Rodrigo	-	-	-	-	
	7	PAPAGALLO Felipe	-	-	-	-	
	8	GONZALEZ Christian	-	-	-	-	
	10	VALENZUELA Diego	-	-	-	-	
Team Totals			2	11	67	80	0.50

Team

Opponent Errors & Team Faults	23
-------------------------------	----

Timing and Results provided by  TISSOT



Match No: 62

### Match Statistics

статистика

Match Duration: 1h 44m  
Attendance: 120


EST vs CHI  
3 1

Teams	Sets	1	2	3	4	Total
EST	3	25	25	23	25	98
CHI	1	18	16	25	20	79
	Playing Time	24m	21m	26m	23m	1h 34m


First Referee: HO Tat Ming, Samuel (HKG)

Second Referee: TSUKAMOTO Takeshi (JPN)

### CHI - Chile

Non-Scoring Dig


Rk	No	Name	Digs	Faults	Receptions	Total Attempts	Avg by Set
1	1	PARRAGUIRRE Vicente	3	1	5	9	0.75
2	6	FRAZZONI Roberto	2	3	5	10	0.50
2	11	RILLING Alan	2	2	5	9	0.50
4	5	PARRAGUIRRE Matias	1	3	9	13	0.25
5	7	PAPAGALLO Felipe	-	2	10	12	0.00
5	3	PARRAGUIRRE Tomas	-	1	4	5	0.00
5	13	GOMEZ Felipe	-	1	3	4	0.00
5	4	CACERES Carlos	-	1	1	2	0.00
5	9	LOPEZ Cristobal	-	1	1	2	0.00
	2	SALINAS Rodrigo	-	-	-	-	-
	8	GONZALEZ Christian	-	-	-	-	-
	10	VALENZUELA Diego	-	-	-	-	-
<b>Team Totals</b>			8	15	43	66	2.00

Non-Scoring Set


Rk	No	Name	Running Sets	Faults	Still Sets	Total Attempts	Avg by Set
1	6	FRAZZONI Roberto	25	1	37	63	6.25
2	4	CACERES Carlos	14	1	17	32	3.50
3	5	PARRAGUIRRE Matias	2	-	3	5	0.50
3	7	PAPAGALLO Felipe	2	-	3	5	0.50
5	3	PARRAGUIRRE Tomas	1	-	4	5	0.25
5	2	SALINAS Rodrigo	1	-	-	1	0.25
5	13	GOMEZ Felipe	1	-	-	1	0.25
8	1	PARRAGUIRRE Vicente	-	-	1	1	0.00
8	11	RILLING Alan	-	-	1	1	0.00
	8	GONZALEZ Christian	-	-	-	-	-
	9	LOPEZ Cristobal	-	-	-	-	-
	10	VALENZUELA Diego	-	-	-	-	-
<b>Team Totals</b>			46	2	66	114	11.50

Non-Scoring Reception

<b>Limit</b> 25.00%

Rk	No	Name	Excellents	Faults	Serve Receptions	Total Attempts	Succ %
1	7	PAPAGALLO Felipe	6	-	14	20	30.00
2	1	PARRAGUIRRE Vicente	3	2	26	31	9.68
3	5	PARRAGUIRRE Matias	1	1	24	26	3.85
	13	GOMEZ Felipe	-	-	1	1	-
	2	SALINAS Rodrigo	-	-	-	-	-
	3	PARRAGUIRRE Tomas	-	-	-	-	-
	4	CACERES Carlos	-	-	-	-	-
	6	FRAZZONI Roberto	-	-	-	-	-
	8	GONZALEZ Christian	-	-	-	-	-
	9	LOPEZ Cristobal	-	-	-	-	-
	10	VALENZUELA Diego	-	-	-	-	-
	11	RILLING Alan	-	-	-	-	-
<b>Team Totals</b>			10	3	65	78	12.82

LEGEND Avg Average Eff% Efficiency Rk Rank Succ% Success %

Timing and Results provided by  TISSOT