



Match No: 61

Match Statistics

статистика

Match Duration: 1h 51m
Attendance: 645

BLR vs LAT
3 1

Teams	Sets	1	2	3	4	Total
BLR	3	23	25	25	25	98
LAT	1	25	17	20	20	82
Playing Time		25m	23m	26m	27m	1h 41m

First Referee: GALL Jakub (CZE)

Second Referee: SILVA Felipe (BRA)

BLR - Belarus

Scoring Spike

Limit
15.00%

Rk	No	Name	Spikes	Faults	Shots	Total Attempts	Eff %
1	1	RADZIUK Andrei	18	4	15	37	37.84
2	8	KUKLINSKI Pavel	10	3	8	21	33.33
3	3	CHARAPOVICH Viachaslau	12	6	11	29	20.69
	9	APLEVICH Raman	3	1	6	10	
	4	LIASHCHYNSKAS Stasis	3	1	2	6	
	18	VASH Dzmityr	3	-	2	5	
	20	MAROZAU Maksim	-	1	4	5	
	10	MIASHKOU Siarhei	-	1	2	3	
	2	RUSAK Evgeny	-	-	-	-	
	5	TARAS Siarhei	-	-	-	-	
	7	BARDACHOU Aliaksandr	-	-	-	-	
	11	ZABAROUSKI Stanislau	-	-	-	-	
Team Totals			49	17	50	116	27.59

Scoring Block



Rk	No	Name	Kill Blocks	Faults	Rebounds	Total Attempts	Avg by Set
1	20	MAROZAU Maksim	6	8	9	23	1.50
2	4	LIASHCHYNSKAS Stasis	4	3	3	10	1.00
3	3	CHARAPOVICH Viachaslau	3	2	2	7	0.75
4	18	VASH Dzmityr	2	4	5	11	0.50
5	9	APLEVICH Raman	1	-	-	1	0.25
6	1	RADZIUK Andrei	-	-	3	3	0.00
6	10	MIASHKOU Siarhei	-	2	-	2	0.00
6	11	ZABAROUSKI Stanislau	-	-	1	1	0.00
	2	RUSAK Evgeny	-	-	-	-	
	5	TARAS Siarhei	-	-	-	-	
	7	BARDACHOU Aliaksandr	-	-	-	-	
	8	KUKLINSKI Pavel	-	-	-	-	
Team Totals			16	19	23	58	4.00

Scoring Service


Rk	No	Name	Aces	Faults	Serve Hits	Total Attempts	Avg by Set
1	20	MAROZAU Maksim	1	2	13	16	0.25
1	3	CHARAPOVICH Viachaslau	1	2	12	15	0.25
1	1	RADZIUK Andrei	1	1	12	14	0.25
1	8	KUKLINSKI Pavel	1	2	11	14	0.25
1	4	LIASHCHYNSKAS Stasis	1	1	9	11	0.25
6	18	VASH Dzmityr	-	1	17	18	0.00
6	9	APLEVICH Raman	-	1	5	6	0.00
6	10	MIASHKOU Siarhei	-	-	3	3	0.00
	2	RUSAK Evgeny	-	-	-	-	
	5	TARAS Siarhei	-	-	-	-	
	7	BARDACHOU Aliaksandr	-	-	-	-	
	11	ZABAROUSKI Stanislau	-	-	-	-	
Team Totals			5	10	82	97	1.25

Team

Opponent Errors & Team Faults	
	28

Timing and Results provided by  TISSOT



Match No: 61

Match Statistics

статистика

Match Duration: 1h 51m
Attendance: 645


BLR vs LAT
3 1

Teams	Sets	1	2	3	4	Total
BLR	3	23	25	25	25	98
LAT	1	25	17	20	20	82
Playing Time		25m	23m	26m	27m	1h 41m


First Referee: GALL Jakub (CZE)

Second Referee: SILVA Felipe (BRA)

BLR - Belarus

Non-Scoring Dig


Rk	No	Name	Digs	Faults	Receptions	Total Attempts	Avg by Set
1	1	RADZIUK Andrei	4	1	6	11	1.00
2	8	KUKLINSKI Pavel	3	1	3	7	0.75
3	11	ZABAROUSKI Stanislau	2	5	9	16	0.50
4	18	VASH Dzmitry	1	3	10	14	0.25
4	3	CHARAPOVICH Viachaslau	1	1	8	10	0.25
4	10	MIASHKOU Siarhei	1	-	-	1	0.25
7	4	LIASHCHYNSKAS Stasis	-	-	1	1	0.00
7	20	MAROZAU Maksim	-	-	1	1	0.00
7	9	APLEVICH Raman	-	1	-	1	0.00
	2	RUSAK Evgeny	-	-	-	-	-
	5	TARAS Siarhei	-	-	-	-	-
	7	BARDACHOU Aliaksandr	-	-	-	-	-
Team Totals			12	12	38	62	3.00

Non-Scoring Set


Rk	No	Name	Running Sets	Faults	Still Sets	Total Attempts	Avg by Set
1	18	VASH Dzmitry	42	3	46	91	10.50
2	11	ZABAROUSKI Stanislau	1	-	11	12	0.25
2	9	APLEVICH Raman	1	-	2	3	0.25
4	1	RADZIUK Andrei	-	-	3	3	0.00
4	4	LIASHCHYNSKAS Stasis	-	1	1	2	0.00
4	20	MAROZAU Maksim	-	1	-	1	0.00
	2	RUSAK Evgeny	-	-	-	-	-
	3	CHARAPOVICH Viachaslau	-	-	-	-	-
	5	TARAS Siarhei	-	-	-	-	-
	7	BARDACHOU Aliaksandr	-	-	-	-	-
	8	KUKLINSKI Pavel	-	-	-	-	-
	10	MIASHKOU Siarhei	-	-	-	-	-
Team Totals			44	5	63	112	11.00

Non-Scoring Reception

Limit 25.00%

Rk	No	Name	Excellents	Faults	Serve Receptions	Total Attempts	Succ %
1	11	ZABAROUSKI Stanislau	13	-	28	41	31.71
	8	KUKLINSKI Pavel	2	1	7	10	
	1	RADZIUK Andrei	1	-	7	8	
	9	APLEVICH Raman	1	-	5	6	
	18	VASH Dzmitry	-	-	1	1	
	2	RUSAK Evgeny	-	-	-	-	
	3	CHARAPOVICH Viachaslau	-	-	-	-	
	4	LIASHCHYNSKAS Stasis	-	-	-	-	
	5	TARAS Siarhei	-	-	-	-	
	7	BARDACHOU Aliaksandr	-	-	-	-	
	10	MIASHKOU Siarhei	-	-	-	-	
	20	MAROZAU Maksim	-	-	-	-	
Team Totals			17	1	48	66	25.76



Match No: 61

Match Statistics

статистика

Match Duration: 1h 51m
Attendance: 645

BLR vs LAT
3 1

Teams	Sets	1	2	3	4	Total
BLR	3	23	25	25	25	98
LAT	1	25	17	20	20	82
Playing Time		25m	23m	26m	27m	1h 41m

First Referee: GALL Jakub (CZE)


Second Referee: SILVA Felipe (BRA)

LAT - Latvia


Scoring Spike

Limit
15.00%

Rk	No	Name	Spikes	Faults	Shots	Total Attempts	Eff %
1	17	AVDEJEVS Aleksandrs	10	4	7	21	28.57
2	9	TOCS Edgars	18	11	16	45	15.56
	6	VORONKO Eriks	7	8	7	22	
	14	ZAVOROTNIJS Andrejs	6	2	6	14	
	13	CINNE Vitalijs	4	1	6	11	
	4	LIEPINS Janis	3	2	6	11	
	15	SAMUILOVS Aleksandrs	-	2	-	2	
	1	JANSONS Martins	-	-	-	-	
	3	VISOCKIS Vladimirs	-	-	-	-	
	8	NIKOLAJEVs Sergejs	-	-	-	-	
	10	LAVRENOVS Dmitrijs	-	-	-	-	
	11	PETROVS Deniss	-	-	-	-	
	11	PETROVS Deniss	-	-	-	-	
Team Totals			48	30	48	126	14.29

Scoring Block



Rk	No	Name	Kill Blocks	Faults	Rebounds	Total Attempts	Avg by Set
1	17	AVDEJEVS Aleksandrs	3	-	3	6	0.75
2	4	LIEPINS Janis	2	2	6	10	0.50
2	6	VORONKO Eriks	2	4	2	8	0.50
2	13	CINNE Vitalijs	2	1	1	4	0.50
5	9	TOCS Edgars	1	5	4	10	0.25
6	11	PETROVS Deniss	-	7	3	10	0.00
6	14	ZAVOROTNIJS Andrejs	-	2	4	6	0.00
	1	JANSONS Martins	-	-	-	-	
	3	VISOCKIS Vladimirs	-	-	-	-	
	8	NIKOLAJEVs Sergejs	-	-	-	-	
	10	LAVRENOVS Dmitrijs	-	-	-	-	
	15	SAMUILOVS Aleksandrs	-	-	-	-	
Team Totals			10	21	23	54	2.50

Scoring Service


Rk	No	Name	Aces	Faults	Serve Hits	Total Attempts	Avg by Set
1	6	VORONKO Eriks	1	-	10	11	0.25
2	11	PETROVS Deniss	-	1	16	17	0.00
2	4	LIEPINS Janis	-	1	15	16	0.00
2	17	AVDEJEVS Aleksandrs	-	3	10	13	0.00
2	9	TOCS Edgars	-	2	9	11	0.00
2	14	ZAVOROTNIJS Andrejs	-	3	5	8	0.00
2	13	CINNE Vitalijs	-	2	4	6	0.00
2	3	VISOCKIS Vladimirs	-	-	1	1	0.00
	1	JANSONS Martins	-	-	-	-	
	8	NIKOLAJEVs Sergejs	-	-	-	-	
	10	LAVRENOVS Dmitrijs	-	-	-	-	
	15	SAMUILOVS Aleksandrs	-	-	-	-	
Team Totals			1	12	70	83	0.25

Team

Opponent Errors & Team Faults	
	23

Timing and Results provided by  TISSOT



Match No: 61

Match Statistics

статистика

Match Duration: 1h 51m
Attendance: 645


BLR vs LAT
3 1

Teams	Sets	1	2	3	4	Total
BLR	3	23	25	25	25	98
LAT	1	25	17	20	20	82
Playing Time		25m	23m	26m	27m	1h 41m


First Referee: GALL Jakub (CZE)

Second Referee: SILVA Felipe (BRA)

LAT - Latvia

Non-Scoring Dig


Rk	No	Name	Digs	Faults	Receptions	Total Attempts	Avg by Set
1	9	TOCS Edgars	3	3	12	18	0.75
1	6	VORONKO Eriks	3	1	2	6	0.75
3	8	NIKOLAJEVs Sergejs	2	2	7	11	0.50
3	11	PETROVS Deniss	2	2	5	9	0.50
3	17	AVDEJEVS Aleksandrs	2	2	4	8	0.50
6	14	ZAVOROTNIJS Andrejs	1	1	1	3	0.25
7	4	LIEPINS Janis	-	-	5	5	0.00
7	10	LAVRENOVS Dmitrijs	-	1	-	1	0.00
	1	JANSONS Martins	-	-	-	-	-
	3	VISOCKIS Vladimirs	-	-	-	-	-
	13	CINNE Vitalijs	-	-	-	-	-
	15	SAMUILOVS Aleksandrs	-	-	-	-	-
Team Totals			13	12	36	61	3.25

Non-Scoring Set



Rk	No	Name	Running Sets	Faults	Still Sets	Total Attempts	Avg by Set
1	11	PETROVS Deniss	45	1	54	100	11.25
2	8	NIKOLAJEVs Sergejs	3	-	6	9	0.75
3	10	LAVRENOVS Dmitrijs	-	-	4	4	0.00
3	17	AVDEJEVS Aleksandrs	-	-	4	4	0.00
3	14	ZAVOROTNIJS Andrejs	-	-	3	3	0.00
3	4	LIEPINS Janis	-	-	1	1	0.00
3	9	TOCS Edgars	-	-	1	1	0.00
	1	JANSONS Martins	-	-	-	-	-
	3	VISOCKIS Vladimirs	-	-	-	-	-
	6	VORONKO Eriks	-	-	-	-	-
	13	CINNE Vitalijs	-	-	-	-	-
	15	SAMUILOVS Aleksandrs	-	-	-	-	-
Team Totals			48	1	73	122	12.00

Non-Scoring Reception

Limit 25.00%

Rk	No	Name	Excellents	Faults	Serve Receptions	Total Attempts	Succ %
1	17	AVDEJEVS Aleksandrs	9	2	27	38	23.68
2	6	VORONKO Eriks	3	1	14	18	16.67
3	8	NIKOLAJEVs Sergejs	3	1	20	24	12.50
	13	CINNE Vitalijs	1	-	3	4	-
	1	JANSONS Martins	-	-	-	-	-
	3	VISOCKIS Vladimirs	-	-	-	-	-
	4	LIEPINS Janis	-	-	-	-	-
	9	TOCS Edgars	-	-	-	-	-
	10	LAVRENOVS Dmitrijs	-	-	-	-	-
	11	PETROVS Deniss	-	-	-	-	-
	14	ZAVOROTNIJS Andrejs	-	-	-	-	-
	15	SAMUILOVS Aleksandrs	-	-	-	-	-
Team Totals			16	4	64	84	19.05

LEGEND		Eff%		Rk		Succ%	
Avg	Average	Eff%	Efficiency	Rk	Rank	Succ%	Success %

Timing and Results provided by  TISSOT