



Match No: 71

Match Statistics

статистика

Match Duration: 1h 18m
Attendance: 920

LAT vs CHI
3 0

Teams	Sets	1	2	3	Total
LAT	3	25	25	25	75
CHI	0	21	16	23	60
Playing Time		23m	22m	28m	1h 13m

First Referee: ALNOAMAN Salem Abu Baker (UAE)


Second Referee: HOSEIN Azad Khayyam (CAN)

LAT - Latvia


Scoring Spike

Limit 15.00%

Rk	No	Name	Spikes	Faults	Shots	Total Attempts	Eff %
1	13	CINNE Vitalijs	11	2	6	19	47.37
2	9	TOCS Edgars	15	3	14	32	37.50
3	6	VORONKO Eriks	7	2	6	15	33.33
	4	LIEPINS Janis	6	-	4	10	
	14	ZAVOROTNIJS Andrejs	4	-	4	8	
	11	PETROVS Deniss	2	-	4	6	
	15	SAMUILOVS Aleksandrs	-	1	-	1	
	1	JANSONS Martins	-	-	-	-	
	3	VISOCKIS Vladimirs	-	-	-	-	
	8	NIKOLAJEVs Sergejs	-	-	-	-	
	10	LAVRENOVS Dmitrijs	-	-	-	-	
	17	AVDEJEVS Aleksandrs	-	-	-	-	
Team Totals			45	8	38	91	40.66

Scoring Block


Rk	No	Name	Kill Blocks	Faults	Rebounds	Total Attempts	Avg by Set
1	9	TOCS Edgars	3	1	1	5	1.00
2	11	PETROVS Deniss	2	6	3	11	0.67
3	4	LIEPINS Janis	1	8	6	15	0.33
3	14	ZAVOROTNIJS Andrejs	1	5	4	10	0.33
5	13	CINNE Vitalijs	-	3	3	6	0.00
5	6	VORONKO Eriks	-	2	-	2	0.00
	1	JANSONS Martins	-	-	-	-	
	3	VISOCKIS Vladimirs	-	-	-	-	
	8	NIKOLAJEVs Sergejs	-	-	-	-	
	10	LAVRENOVS Dmitrijs	-	-	-	-	
	15	SAMUILOVS Aleksandrs	-	-	-	-	
	17	AVDEJEVS Aleksandrs	-	-	-	-	
Team Totals			7	25	17	49	2.33

Scoring Service


Rk	No	Name	Aces	Faults	Serve Hits	Total Attempts	Avg by Set
1	13	CINNE Vitalijs	2	-	12	14	0.67
2	11	PETROVS Deniss	1	1	16	18	0.33
3	14	ZAVOROTNIJS Andrejs	-	1	14	15	0.00
3	6	VORONKO Eriks	-	1	9	10	0.00
3	4	LIEPINS Janis	-	2	6	8	0.00
3	9	TOCS Edgars	-	2	4	6	0.00
3	3	VISOCKIS Vladimirs	-	-	3	3	0.00
	1	JANSONS Martins	-	-	-	-	
	8	NIKOLAJEVs Sergejs	-	-	-	-	
	10	LAVRENOVS Dmitrijs	-	-	-	-	
	15	SAMUILOVS Aleksandrs	-	-	-	-	
	17	AVDEJEVS Aleksandrs	-	-	-	-	
Team Totals			3	7	64	74	1.00

Team

Opponent Errors & Team Faults	20
-------------------------------	----

Timing and Results provided by  TISSOT



Match No: 71

Match Statistics
статистика

Match Duration: 1h 18m
Attendance: 920


LAT vs CHI
3 0

Teams	Sets	1	2	3	Total
LAT	3	25	25	25	75
CHI	0	21	16	23	60
Playing Time		23m	22m	28m	1h 13m

First Referee: ALNOAMAN Salem Abu Baker (UAE)

Second Referee: HOSEIN Azad Khayyam (CAN)

LAT - Latvia

Non-Scoring Dig


Rk	No	Name	Digs	Faults	Receptions	Total Attempts	Avg by Set
1	11	PETROVS Deniss	4	1	8	13	1.33
2	6	VORONKO Eriks	3	-	2	5	1.00
3	8	NIKOLAJEVs Sergejs	2	1	6	9	0.67
4	13	CINNE Vitalijs	1	3	4	8	0.33
5	9	TOCS Edgars	-	-	6	6	0.00
5	14	ZAVOROTNIJS Andrejs	-	-	2	2	0.00
5	4	LIEPINS Janis	-	-	1	1	0.00
	1	JANSONS Martins	-	-	-	-	
	3	VISOCKIS Vladimirs	-	-	-	-	
	10	LAVRENOVS Dmitrijs	-	-	-	-	
	15	SAMUILOVS Aleksandrs	-	-	-	-	
	17	AVDEJEVS Aleksandrs	-	-	-	-	
Team Totals			10	5	29	44	3.33

Non-Scoring Set


Rk	No	Name	Running Sets	Faults	Still Sets	Total Attempts	Avg by Set
1	11	PETROVS Deniss	35	-	32	67	11.67
2	8	NIKOLAJEVs Sergejs	1	-	4	5	0.33
2	4	LIEPINS Janis	1	-	2	3	0.33
2	3	VISOCKIS Vladimirs	1	-	-	1	0.33
2	9	TOCS Edgars	1	-	-	1	0.33
2	14	ZAVOROTNIJS Andrejs	1	-	-	1	0.33
7	6	VORONKO Eriks	-	-	3	3	0.00
7	13	CINNE Vitalijs	-	-	3	3	0.00
	1	JANSONS Martins	-	-	-	-	
	10	LAVRENOVS Dmitrijs	-	-	-	-	
	15	SAMUILOVS Aleksandrs	-	-	-	-	
	17	AVDEJEVS Aleksandrs	-	-	-	-	
Team Totals			40		44	84	13.33

Non-Scoring Reception

Limit 25.00%

Rk	No	Name	Excellents	Faults	Serve Receptions	Total Attempts	Succ %
1	8	NIKOLAJEVs Sergejs	1	-	15	16	6.25
2	6	VORONKO Eriks	1	-	20	21	4.76
	13	CINNE Vitalijs	1	1	10	12	
	1	JANSONS Martins	-	-	-	-	
	3	VISOCKIS Vladimirs	-	-	-	-	
	4	LIEPINS Janis	-	-	-	-	
	9	TOCS Edgars	-	-	-	-	
	10	LAVRENOVS Dmitrijs	-	-	-	-	
	11	PETROVS Deniss	-	-	-	-	
	14	ZAVOROTNIJS Andrejs	-	-	-	-	
	15	SAMUILOVS Aleksandrs	-	-	-	-	
	17	AVDEJEVS Aleksandrs	-	-	-	-	
Team Totals			3	1	45	49	6.12



Match No: 71

Match Statistics

статистика

Match Duration: 1h 18m
Attendance: 920

LAT vs CHI
3 0

Teams	Sets	1	2	3	Total
LAT	3	25	25	25	75
CHI	0	21	16	23	60
Playing Time		23m	22m	28m	1h 13m

First Referee: ALNOAMAN Salem Abu Baker (UAE)

Second Referee: HOSEIN Azad Khayyam (CAN)

CHI - Chile

Scoring Spike

Limit 15.00%

Rk	No	Name	Spikes	Faults	Shots	Total Attempts	Eff %
1	2	SALINAS Rodrigo	8	2	6	16	37.50
2	1	PARRAGUIRRE Vicente	12	6	7	25	24.00
2	5	PARRAGUIRRE Matias	6	2	9	17	23.53
4	11	RILLING Alan	7	6	3	16	6.25
	3	PARRAGUIRRE Tomas	3	-	6	9	
	13	GOMEZ Felipe	3	1	4	8	
	9	LOPEZ Cristobal	1	-	4	5	
	6	FRAZZONI Roberto	1	-	-	1	
	7	PAPAGALLO Felipe	-	-	1	1	
	4	CACERES Carlos	-	-	-	-	
	8	GONZALEZ Christian	-	-	-	-	
	10	VALENZUELA Diego	-	-	-	-	
Team Totals			41	17	40	98	24.49

Scoring Block


Rk	No	Name	Kill Blocks	Faults	Rebounds	Total Attempts	Avg by Set
1	5	PARRAGUIRRE Matias	1	2	2	5	0.33
1	2	SALINAS Rodrigo	1	1	2	4	0.33
3	3	PARRAGUIRRE Tomas	-	4	4	8	0.00
3	13	GOMEZ Felipe	-	1	6	7	0.00
3	1	PARRAGUIRRE Vicente	-	2	2	4	0.00
3	6	FRAZZONI Roberto	-	1	1	2	0.00
3	9	LOPEZ Cristobal	-	1	1	2	0.00
3	4	CACERES Carlos	-	-	1	1	0.00
3	11	RILLING Alan	-	1	-	1	0.00
	7	PAPAGALLO Felipe	-	-	-	-	
	8	GONZALEZ Christian	-	-	-	-	
	10	VALENZUELA Diego	-	-	-	-	
Team Totals			2	13	19	34	0.67

Scoring Service


Rk	No	Name	Aces	Faults	Serve Hits	Total Attempts	Avg by Set
1	5	PARRAGUIRRE Matias	1	1	8	10	0.33
1	1	PARRAGUIRRE Vicente	1	4	4	9	0.33
1	11	RILLING Alan	1	2	5	8	0.33
4	3	PARRAGUIRRE Tomas	-	-	10	10	0.00
4	13	GOMEZ Felipe	-	-	6	6	0.00
4	4	CACERES Carlos	-	-	5	5	0.00
4	6	FRAZZONI Roberto	-	-	5	5	0.00
4	2	SALINAS Rodrigo	-	1	3	4	0.00
4	9	LOPEZ Cristobal	-	1	2	3	0.00
	7	PAPAGALLO Felipe	-	-	-	-	
	8	GONZALEZ Christian	-	-	-	-	
	10	VALENZUELA Diego	-	-	-	-	
Team Totals			3	9	48	60	1.00

Team

Opponent Errors & Team Faults	14
-------------------------------	----

Timing and Results provided by  TISSOT



Match No: 71

Match Statistics

статистика

Match Duration: 1h 18m
Attendance: 920


LAT vs CHI
3 0


Teams	Sets	1	2	3	Total
LAT	3	25	25	25	75
CHI	0	21	16	23	60
Playing Time		23m	22m	28m	1h 13m


First Referee: ALNOAMAN Salem Abu Baker (UAE)

Second Referee: HOSEIN Azad Khayyam (CAN)


CHI - Chile

Non-Scoring Dig	Rk	No	Name	Digs	Faults	Receptions	Total Attempts	Avg by Set
	1	7	PAPAGALLO Felipe	2	4	10	16	0.67
	2	11	RILLING Alan	1	-	1	2	0.33
	3	5	PARRAGUIRRE Matias	-	2	9	11	0.00
	3	1	PARRAGUIRRE Vicente	-	2	5	7	0.00
	3	2	SALINAS Rodrigo	-	1	4	5	0.00
	3	13	GOMEZ Felipe	-	-	3	3	0.00
	3	3	PARRAGUIRRE Tomas	-	2	1	3	0.00
	3	4	CACERES Carlos	-	2	1	3	0.00
	3	6	FRAZZONI Roberto	-	1	1	2	0.00
		8	GONZALEZ Christian	-	-	-	-	-
	9	LOPEZ Cristobal	-	-	-	-	-	
	10	VALENZUELA Diego	-	-	-	-	-	
Team Totals				3	14	35	52	1.00

Non-Scoring Set	Rk	No	Name	Running Sets	Faults	Still Sets	Total Attempts	Avg by Set
	1	4	CACERES Carlos	20	1	28	49	6.67
	2	6	FRAZZONI Roberto	17	-	17	34	5.67
	3	3	PARRAGUIRRE Tomas	1	-	1	2	0.33
	3	11	RILLING Alan	1	-	1	2	0.33
	5	13	GOMEZ Felipe	-	-	3	3	0.00
	5	7	PAPAGALLO Felipe	-	-	2	2	0.00
	5	1	PARRAGUIRRE Vicente	-	-	1	1	0.00
	5	2	SALINAS Rodrigo	-	-	1	1	0.00
		5	PARRAGUIRRE Matias	-	-	-	-	
		8	GONZALEZ Christian	-	-	-	-	
	9	LOPEZ Cristobal	-	-	-	-		
	10	VALENZUELA Diego	-	-	-	-		
Team Totals				39	1	54	94	13.00

Non-Scoring Reception	Rk	No	Name	Excellent	Faults	Serve Receptions	Total Attempts	Succ %
	1	1	PARRAGUIRRE Vicente	7	-	6	13	53.85
	2	5	PARRAGUIRRE Matias	9	-	13	22	40.91
	3	7	PAPAGALLO Felipe	7	-	19	26	26.92
		13	GOMEZ Felipe	-	-	1	1	
		4	CACERES Carlos	-	1	-	1	
		2	SALINAS Rodrigo	-	-	-	-	
		3	PARRAGUIRRE Tomas	-	-	-	-	
		6	FRAZZONI Roberto	-	-	-	-	
		8	GONZALEZ Christian	-	-	-	-	
		9	LOPEZ Cristobal	-	-	-	-	
		10	VALENZUELA Diego	-	-	-	-	
Limit								
25.00%				23	1	39	63	36.51
Team Totals				23	1	39	63	36.51

LEGEND Avg Average Eff% Efficiency Rk Rank Succ% Success %

Timing and Results provided by  TISSOT