



Match No: 70

### Match Statistics

статистика

Match Duration: 1h 51m  
Attendance: 560

BLR vs EST  
3 1

Teams	Sets	1	2	3	4	Total
BLR	3	25	25	22	25	97
EST	1	20	23	25	21	89
<b>Playing Time</b>		24m	25m	27m	25m	1h 41m

First Referee: GALL Jakub (CZE)

Second Referee: SIKANJIC Aleksander (SUI)

### BLR - Belarus

Scoring Spike

<b>Limit</b>
15.00%

Rk	No	Name	Spikes	Faults	Shots	Total Attempts	Eff %
1	1	RADZIUK Andrei	17	4	10	31	41.94
2	9	APLEVICH Raman	11	4	4	19	36.84
3	3	CHARAPOVICH Viachaslau	11	6	17	34	14.71
	20	MAROZAU Maksim	5	2	5	12	
	18	VASH Dzmityr	1	1	4	6	
	4	LIASHCHYNSKAS Stasis	3	1	1	5	
	11	ZABAROUSKI Stanislau	-	-	3	3	
	8	KUKLINSKI Pavel	1	-	1	2	
	2	RUSAK Evgeny	-	-	-	-	
	5	TARAS Sjarhei	-	-	-	-	
	7	BARDACHOU Aliaksandr	-	-	-	-	
	10	MIASHKOU Sjarhei	-	-	-	-	
<b>Team Totals</b>			49	18	45	112	27.68

Scoring Block



Rk	No	Name	Kill Blocks	Faults	Rebounds	Total Attempts	Avg by Set
1	20	MAROZAU Maksim	9	6	5	20	2.25
2	3	CHARAPOVICH Viachaslau	3	-	3	6	0.75
3	1	RADZIUK Andrei	2	4	-	6	0.50
4	4	LIASHCHYNSKAS Stasis	1	2	9	12	0.25
4	18	VASH Dzmityr	1	3	2	6	0.25
4	9	APLEVICH Raman	1	5	-	6	0.25
7	8	KUKLINSKI Pavel	-	2	-	2	0.00
	2	RUSAK Evgeny	-	-	-	-	
	5	TARAS Sjarhei	-	-	-	-	
	7	BARDACHOU Aliaksandr	-	-	-	-	
	10	MIASHKOU Sjarhei	-	-	-	-	
	11	ZABAROUSKI Stanislau	-	-	-	-	
<b>Team Totals</b>			17	22	19	58	4.25

Scoring Service


Rk	No	Name	Aces	Faults	Serve Hits	Total Attempts	Avg by Set
1	3	CHARAPOVICH Viachaslau	2	3	13	18	0.50
2	9	APLEVICH Raman	-	1	22	23	0.00
2	18	VASH Dzmityr	-	2	13	15	0.00
2	1	RADZIUK Andrei	-	2	12	14	0.00
2	4	LIASHCHYNSKAS Stasis	-	4	9	13	0.00
2	20	MAROZAU Maksim	-	1	10	11	0.00
2	8	KUKLINSKI Pavel	-	-	2	2	0.00
	2	RUSAK Evgeny	-	-	-	-	
	5	TARAS Sjarhei	-	-	-	-	
	7	BARDACHOU Aliaksandr	-	-	-	-	
	10	MIASHKOU Sjarhei	-	-	-	-	
	11	ZABAROUSKI Stanislau	-	-	-	-	
<b>Team Totals</b>			2	13	81	96	0.50

Team

<b>Opponent Errors &amp; Team Faults</b>	29
--	----

Timing and Results provided by  TISSOT



Match No: 70

### Match Statistics

статистика

Match Duration: 1h 51m  
Attendance: 560

**BLR vs EST**  
3 1

Teams	Sets	1	2	3	4	Total
BLR	3	25	25	22	25	97
EST	1	20	23	25	21	89
<b>Playing Time</b>		24m	25m	27m	25m	1h 41m

First Referee: GALL Jakub (CZE)

Second Referee: SIKANJIC Aleksander (SUI)

### BLR - Belarus

Non-Scoring Dig


Rk	No	Name	Digs	Faults	Receptions	Total Attempts	Avg by Set
1	9	APLEVICH Raman	4	4	7	15	1.00
2	1	RADZIUK Andrei	3	1	3	7	0.75
3	11	ZABAROUSKI Stanislau	1	3	14	18	0.25
3	18	VASH Dzmitry	1	1	7	9	0.25
5	3	CHARAPOVICH Viachaslau	-	2	2	4	0.00
5	4	LIASHCHYNSKAS Stasis	-	-	2	2	0.00
5	20	MAROZAU Maksim	-	1	-	1	0.00
	2	RUSAK Evgeny	-	-	-	-	-
	5	TARAS Sjarhei	-	-	-	-	-
	7	BARDACHOU Aliaksandr	-	-	-	-	-
	8	KUKLINSKI Pavel	-	-	-	-	-
	10	MIASHKOU Sjarhei	-	-	-	-	-
<b>Team Totals</b>			9	12	35	56	2.25

Non-Scoring Set


Rk	No	Name	Running Sets	Faults	Still Sets	Total Attempts	Avg by Set
1	18	VASH Dzmitry	42	1	39	82	10.50
2	11	ZABAROUSKI Stanislau	1	-	5	6	0.25
3	9	APLEVICH Raman	-	1	3	4	0.00
3	1	RADZIUK Andrei	-	-	3	3	0.00
3	3	CHARAPOVICH Viachaslau	-	-	2	2	0.00
3	20	MAROZAU Maksim	-	-	2	2	0.00
3	4	LIASHCHYNSKAS Stasis	-	-	1	1	0.00
	2	RUSAK Evgeny	-	-	-	-	-
	5	TARAS Sjarhei	-	-	-	-	-
	7	BARDACHOU Aliaksandr	-	-	-	-	-
	8	KUKLINSKI Pavel	-	-	-	-	-
	10	MIASHKOU Sjarhei	-	-	-	-	-
<b>Team Totals</b>			43	2	55	100	10.75

Non-Scoring Reception

<b>Limit</b> 25.00%

Rk	No	Name	Excellents	Faults	Serve Receptions	Total Attempts	Succ %
1	11	ZABAROUSKI Stanislau	11	3	11	25	44.00
2	1	RADZIUK Andrei	7	2	11	20	35.00
3	9	APLEVICH Raman	7	-	17	24	29.17
	20	MAROZAU Maksim	1	1	1	3	-
	8	KUKLINSKI Pavel	1	-	1	2	-
	18	VASH Dzmitry	1	1	1	2	-
	4	LIASHCHYNSKAS Stasis	1	-	-	1	-
	2	RUSAK Evgeny	-	-	-	-	-
	3	CHARAPOVICH Viachaslau	-	-	-	-	-
	5	TARAS Sjarhei	-	-	-	-	-
	7	BARDACHOU Aliaksandr	-	-	-	-	-
	10	MIASHKOU Sjarhei	-	-	-	-	-
<b>Team Totals</b>			28	7	42	77	36.36



Match No: 70

Match Statistics  
статистика

Match Duration: 1h 51m  
Attendance: 560

BLR vs EST  
3 1

Teams	Sets	1	2	3	4	Total
BLR	3	25	25	22	25	97
EST	1	20	23	25	21	89
Playing Time		24m	25m	27m	25m	1h 41m

First Referee: GALL Jakub (CZE)


Second Referee: SIKANJIC Aleksander (SUI)

EST - Estonia

Scoring Spike

Limit 15.00%

Rk	No	Name	Spikes	Faults	Shots	Total Attempts	Eff %
1	20	TIISAAR Mart	18	11	15	44	15.91
2	6	JUHKAMI Martti	10	7	8	25	12.00
	12	KIVISILD Meelis	6	2	7	15	
	10	ROSENBLATT Martti	3	5	5	13	
	17	ENNEMUIST Siim	7	3	2	12	
	13	RAADIK Andrus	1	2	4	7	
	15	KORESAAR Kardo	3	1	-	4	
	2	KEEL Martti	1	-	-	1	
	1	TAMMEMAA Timo	-	-	-	-	
	7	ORAV Oliver	-	-	-	-	
	8	NOLVAK Kusti	-	-	-	-	
	16	JARVEKULG Edgar	-	-	-	-	
<b>Team Totals</b>			49	31	41	121	14.88

Scoring Block


Rk	No	Name	Kill Blocks	Faults	Rebounds	Total Attempts	Avg by Set
1	17	ENNEMUIST Siim	3	2	7	12	0.75
1	8	NOLVAK Kusti	3	4	1	8	0.75
3	12	KIVISILD Meelis	2	7	8	17	0.50
3	20	TIISAAR Mart	2	4	7	13	0.50
5	6	JUHKAMI Martti	-	8	3	11	0.00
5	10	ROSENBLATT Martti	-	1	1	2	0.00
5	2	KEEL Martti	-	-	1	1	0.00
5	13	RAADIK Andrus	-	-	1	1	0.00
	1	TAMMEMAA Timo	-	-	-	-	
	7	ORAV Oliver	-	-	-	-	
	15	KORESAAR Kardo	-	-	-	-	
	16	JARVEKULG Edgar	-	-	-	-	
<b>Team Totals</b>			10	26	29	65	2.50

Scoring Service


Rk	No	Name	Aces	Faults	Serve Hits	Total Attempts	Avg by Set
1	20	TIISAAR Mart	2	-	9	11	0.50
1	2	KEEL Martti	2	3	2	7	0.50
3	6	JUHKAMI Martti	1	3	12	16	0.25
3	12	KIVISILD Meelis	1	2	12	15	0.25
3	17	ENNEMUIST Siim	1	-	11	12	0.25
6	8	NOLVAK Kusti	-	2	11	13	0.00
6	10	ROSENBLATT Martti	-	-	7	7	0.00
6	15	KORESAAR Kardo	-	2	4	6	0.00
6	13	RAADIK Andrus	-	-	3	3	0.00
	1	TAMMEMAA Timo	-	-	-	-	
	7	ORAV Oliver	-	-	-	-	
	16	JARVEKULG Edgar	-	-	-	-	
<b>Team Totals</b>			7	12	71	90	1.75

Team

Opponent Errors & Team Faults	23
-------------------------------	----

Timing and Results provided by  TISSOT



Match No: 70

### Match Statistics

статистика

Match Duration: 1h 51m  
Attendance: 560


BLR vs EST  
3 1

Teams	Sets	1	2	3	4	Total
BLR	3	25	25	22	25	97
EST	1	20	23	25	21	89
Playing Time		24m	25m	27m	25m	1h 41m

First Referee: GALL Jakub (CZE)

Second Referee: SIKANJIC Aleksander (SUI)

### EST - Estonia

Non-Scoring Dig


Rk	No	Name	Digs	Faults	Receptions	Total Attempts	Avg by Set
1	10	ROSENBLATT Martti	3	-	2	5	0.75
2	16	JARVEKULG Edgar	2	3	5	10	0.50
3	6	JUHKAMI Martti	1	1	8	10	0.25
3	12	KIVISILD Meelis	1	-	5	6	0.25
3	20	TIISAAR Mart	1	2	3	6	0.25
3	15	KORESAAR Kardo	1	1	3	5	0.25
3	2	KEEL Martti	1	2	2	5	0.25
8	17	ENNEMUIST Siim	-	2	3	5	0.00
8	8	NOLVAK Kusti	-	-	4	4	0.00
8	13	RAADIK Andrus	-	1	1	2	0.00
	1	TAMMEMAA Timo	-	-	-	-	-
	7	ORAV Oliver	-	-	-	-	-
<b>Team Totals</b>			10	12	36	58	2.50

Non-Scoring Set



Rk	No	Name	Running Sets	Faults	Still Sets	Total Attempts	Avg by Set
1	8	NOLVAK Kusti	38	-	30	68	9.50
2	2	KEEL Martti	7	-	25	32	1.75
3	16	JARVEKULG Edgar	1	-	3	4	0.25
3	20	TIISAAR Mart	1	-	2	3	0.25
3	17	ENNEMUIST Siim	1	-	1	2	0.25
6	6	JUHKAMI Martti	-	-	5	5	0.00
6	10	ROSENBLATT Martti	-	-	1	1	0.00
6	12	KIVISILD Meelis	-	-	1	1	0.00
	1	TAMMEMAA Timo	-	-	-	-	-
	7	ORAV Oliver	-	-	-	-	-
	13	RAADIK Andrus	-	-	-	-	-
	15	KORESAAR Kardo	-	-	-	-	-
<b>Team Totals</b>			48		68	116	12.00

Non-Scoring Reception

<b>Limit</b> 25.00%

Rk	No	Name	Excellents	Faults	Serve Receptions	Total Attempts	Succ %
1	6	JUHKAMI Martti	12	-	14	26	46.15
	16	JARVEKULG Edgar	6	1	8	15	
	10	ROSENBLATT Martti	3	-	10	13	
	13	RAADIK Andrus	5	-	6	11	
	15	KORESAAR Kardo	-	-	8	8	
	12	KIVISILD Meelis	1	-	2	3	
	17	ENNEMUIST Siim	-	-	2	2	
	20	TIISAAR Mart	-	-	1	1	
	1	TAMMEMAA Timo	-	-	-	-	
	2	KEEL Martti	-	-	-	-	
	7	ORAV Oliver	-	-	-	-	
	8	NOLVAK Kusti	-	-	-	-	
<b>Team Totals</b>			27	1	51	79	34.18

LEGEND Avg Average Eff% Efficiency Rk Rank Succ% Success %

Timing and Results provided by  TISSOT