



MON 15 JUL 2013  
13:00  
14:56

Match No: 73

## Match Statistics

статистика

Match Duration: 1h 56m  
Attendance: 3200

### BRA vs KOR

3 1

Teams	Sets	1	2	3	4	Total
BRA	3	25	25	30	25	105
KOR	1	16	22	32	21	91
<b>Playing Time</b>		21m	27m	33m	26m	1h 47m

First Referee: OLEJNIK Vladimir (RUS)


Second Referee: ANTUSAK Jaromir (CZE)

### BRA - Brazil


Scoring Spike

<b>Limit</b>
15.00%

Rk	No	Name	Spikes	Faults	Shots	Total Attempts	Eff %
1	6	PERES Victor	14	2	6	22	54.55
2	8	SILVA Vivalde	8	6	13	27	7.41
	4	SILVA Hugo	9	3	4	16	
	7	LIMA Lucas	8	-	4	12	
	9	PINHEIRO Leonardo	7	-	2	9	
	5	SILVA Petrus	5	1	3	9	
	12	CIRQUERA Pablo	2	-	4	6	
	10	SILVA Alisson	4	1	1	6	
	1	JERONYMO Fabiano	1	-	-	1	
	2	SOARES Igor	-	-	-	-	
	3	CRUVINEL Renato	-	-	-	-	
	11	MORAES Gian	-	-	-	-	
<b>Team Totals</b>			58	13	37	108	41.67

Scoring Block



Rk	No	Name	Kill Blocks	Faults	Rebounds	Total Attempts	Avg by Set
1	5	SILVA Petrus	4	6	4	14	1.00
2	7	LIMA Lucas	3	15	8	26	0.75
2	9	PINHEIRO Leonardo	3	2	-	5	0.75
4	10	SILVA Alisson	2	9	4	15	0.50
5	4	SILVA Hugo	1	5	1	7	0.25
5	8	SILVA Vivalde	1	4	-	5	0.25
5	6	PERES Victor	1	2	1	4	0.25
5	12	CIRQUERA Pablo	1	1	-	2	0.25
9	3	CRUVINEL Renato	-	3	3	6	0.00
9	1	JERONYMO Fabiano	-	-	1	1	0.00
	2	SOARES Igor	-	-	-	-	
	11	MORAES Gian	-	-	-	-	
<b>Team Totals</b>			16	47	22	85	4.00

Scoring Service


Rk	No	Name	Aces	Faults	Serve Hits	Total Attempts	Avg by Set
1	8	SILVA Vivalde	2	3	9	14	0.50
1	7	LIMA Lucas	2	1	9	12	0.50
3	6	PERES Victor	1	1	17	19	0.25
3	5	SILVA Petrus	1	1	10	12	0.25
3	4	SILVA Hugo	1	3	7	11	0.25
3	10	SILVA Alisson	1	1	6	8	0.25
3	9	PINHEIRO Leonardo	1	1	5	7	0.25
3	12	CIRQUERA Pablo	1	-	3	4	0.25
9	3	CRUVINEL Renato	-	-	11	11	0.00
9	1	JERONYMO Fabiano	-	-	5	5	0.00
9	2	SOARES Igor	-	-	1	1	0.00
	11	MORAES Gian	-	-	-	-	
<b>Team Totals</b>			10	11	83	104	2.50

Team

Opponent Errors & Team Faults	21	1

Timing and Results provided by  TISSOT



MON 15 JUL 2013  
13:00  
14:56

Match No: 73

### Match Statistics

статистика

Match Duration: 1h 56m  
Attendance: 3200

## BRA vs KOR


3 1

Teams	Sets	1	2	3	4	Total
BRA	3	25	25	30	25	105
KOR	1	16	22	32	21	91
Playing Time		21m	27m	33m	26m	1h 47m


First Referee: OLEJNIK Vladimir (RUS)

Second Referee: ANTUSAK Jaromir (CZE)

### BRA - Brazil

Non-Scoring Dig


Rk	No	Name	Digs	Faults	Receptions	Total Attempts	Avg by Set
1	11	MORAES Gian	7	3	2	12	1.75
2	6	PERES Victor	5	3	3	11	1.25
2	4	SILVA Hugo	5	1	4	10	1.25
4	1	JERONYMO Fabiano	1	1	2	4	0.25
4	7	LIMA Lucas	1	2	-	3	0.25
4	8	SILVA Vivalde	1	-	1	2	0.25
7	3	CRUVINEL Renato	-	2	2	4	0.00
7	10	SILVA Alisson	-	1	2	3	0.00
7	5	SILVA Petrus	-	-	2	2	0.00
7	9	PINHEIRO Leonardo	-	1	1	2	0.00
7	12	CIRQUERA Pablo	-	-	1	1	0.00
	2	SOARES Igor	-	-	-	-	-
<b>Team Totals</b>			20	14	20	54	5.00

Non-Scoring Set


Rk	No	Name	Running Sets	Faults	Still Sets	Total Attempts	Avg by Set
1	3	CRUVINEL Renato	36	1	35	72	9.00
2	1	JERONYMO Fabiano	17	-	8	25	4.25
3	6	PERES Victor	1	-	3	4	0.25
3	5	SILVA Petrus	1	-	1	2	0.25
5	4	SILVA Hugo	-	-	1	1	0.00
5	9	PINHEIRO Leonardo	-	-	1	1	0.00
5	11	MORAES Gian	-	-	1	1	0.00
5	7	LIMA Lucas	-	1	-	1	0.00
	2	SOARES Igor	-	-	-	-	-
	8	SILVA Vivalde	-	-	-	-	-
	10	SILVA Alisson	-	-	-	-	-
	12	CIRQUERA Pablo	-	-	-	-	-
<b>Team Totals</b>			55	2	50	107	13.75

Non-Scoring Reception

<b>Limit</b> 25.00%

Rk	No	Name	Excellents	Faults	Serve Receptions	Total Attempts	Succ %
1	6	PERES Victor	14	2	12	28	50.00
2	4	SILVA Hugo	11	1	11	23	47.83
	11	MORAES Gian	10	1	6	17	
	12	CIRQUERA Pablo	2	-	1	3	
	5	SILVA Petrus	-	-	2	2	
	7	LIMA Lucas	-	-	2	2	
	10	SILVA Alisson	1	-	1	2	
	3	CRUVINEL Renato	-	-	1	1	
	1	JERONYMO Fabiano	-	-	-	-	
	2	SOARES Igor	-	-	-	-	
	8	SILVA Vivalde	-	-	-	-	
	9	PINHEIRO Leonardo	-	-	-	-	
<b>Team Totals</b>			38	4	36	78	48.72



MON 15 JUL 2013  
13:00  
14:56

Match No: 73

### Match Statistics

статистика

Match Duration: 1h 56m  
Attendance: 3200

**BRA vs KOR**  
3 1

Teams	Sets	1	2	3	4	Total
BRA	3	25	25	30	25	105
KOR	1	16	22	32	21	91
<b>Playing Time</b>		21m	27m	33m	26m	1h 47m

First Referee: OLEJNIK Vladimir (RUS)


Second Referee: ANTUSAK Jaromir (CZE)

### KOR - Korea


Scoring Spike

<b>Limit</b>
15.00%

Rk	No	Name	Spikes	Faults	Shots	Total Attempts	Eff %
1	11	SONG Myunggeun	15	5	7	27	37.04
2	10	NA Gyeongbok	11	5	5	21	28.57
3	16	SIM Kyoung-Sub	14	6	13	33	24.24
	18	KIM Kyumin	6	4	2	12	
	17	PARK Jinwoo	6	-	3	9	
	15	KIM Myeongjin	4	2	2	8	
	1	SONG Huichae	2	1	1	4	
	3	KWAK Myoungwoo	2	-	1	3	
	9	JIN Seongtae	-	1	-	1	
	5	OH Jaeseong	-	-	-	-	
	6	LEE Mingyu	-	-	-	-	
	7	LEE Kangwon	-	-	-	-	
<b>Team Totals</b>			60	24	34	118	30.51

Scoring Block



Rk	No	Name	Kill Blocks	Faults	Rebounds	Total Attempts	Avg by Set
1	16	SIM Kyoung-Sub	2	7	4	13	0.50
2	17	PARK Jinwoo	1	11	5	17	0.25
2	10	NA Gyeongbok	1	6	6	13	0.25
2	3	KWAK Myoungwoo	1	1	3	5	0.25
5	18	KIM Kyumin	-	12	2	14	0.00
5	9	JIN Seongtae	-	4	2	6	0.00
5	11	SONG Myunggeun	-	4	-	4	0.00
5	1	SONG Huichae	-	1	1	2	0.00
5	15	KIM Myeongjin	-	1	1	2	0.00
5	6	LEE Mingyu	-	2	-	2	0.00
	5	OH Jaeseong	-	-	-	-	
	7	LEE Kangwon	-	-	-	-	
<b>Team Totals</b>			5	49	24	78	1.25

Scoring Service


Rk	No	Name	Aces	Faults	Serve Hits	Total Attempts	Avg by Set
1	10	NA Gyeongbok	2	3	9	14	0.50
2	11	SONG Myunggeun	1	1	14	16	0.25
2	18	KIM Kyumin	1	-	9	10	0.25
4	17	PARK Jinwoo	-	3	15	18	0.00
4	16	SIM Kyoung-Sub	-	4	9	13	0.00
4	3	KWAK Myoungwoo	-	-	10	10	0.00
4	15	KIM Myeongjin	-	-	4	4	0.00
4	1	SONG Huichae	-	1	2	3	0.00
4	9	JIN Seongtae	-	-	2	2	0.00
4	6	LEE Mingyu	-	1	1	2	0.00
	5	OH Jaeseong	-	-	-	-	
	7	LEE Kangwon	-	-	-	-	
<b>Team Totals</b>			4	13	75	92	1.00

Team

<b>Opponent Errors &amp; Team Faults</b>	22
--	----

Timing and Results provided by  TISSOT



Match No: 73

Match Statistics  
статистика

Match Duration: 1h 56m  
Attendance: 3200


BRA vs KOR  
3 1

Teams	Sets	1	2	3	4	Total
BRA	3	25	25	30	25	105
KOR	1	16	22	32	21	91
Playing Time		21m	27m	33m	26m	1h 47m


First Referee: OLEJNIK Vladimir (RUS)

Second Referee: ANTUSAK Jaromir (CZE)

KOR - Korea

Non-Scoring Dig


Rk	No	Name	Digs	Faults	Receptions	Total Attempts	Avg by Set
1	11	SONG Myunggeun	6	1	2	9	1.50
2	5	OH Jaeseong	5	3	4	12	1.25
3	10	NA Gyeongbok	4	2	4	10	1.00
4	3	KWAK Myoungwoo	2	1	2	5	0.50
5	16	SIM Kyoung-Sub	1	2	5	8	0.25
6	1	SONG Huichae	-	1	1	2	0.00
6	18	KIM Kyumin	-	-	1	1	0.00
6	15	KIM Myeongjin	-	1	-	1	0.00
	6	LEE Mingyu	-	-	-	-	-
	7	LEE Kangwon	-	-	-	-	-
	9	JIN Seongtae	-	-	-	-	-
	17	PARK Jinwoo	-	-	-	-	-
Team Totals			18	11	19	48	4.50

Non-Scoring Set


Rk	No	Name	Running Sets	Faults	Still Sets	Total Attempts	Avg by Set
1	3	KWAK Myoungwoo	39	-	41	80	9.75
2	6	LEE Mingyu	12	-	9	21	3.00
3	10	NA Gyeongbok	1	-	1	2	0.25
3	11	SONG Myunggeun	1	-	1	2	0.25
3	18	KIM Kyumin	1	-	1	2	0.25
6	5	OH Jaeseong	-	-	3	3	0.00
6	17	PARK Jinwoo	-	-	1	1	0.00
	1	SONG Huichae	-	-	-	-	-
	7	LEE Kangwon	-	-	-	-	-
	9	JIN Seongtae	-	-	-	-	-
	15	KIM Myeongjin	-	-	-	-	-
	16	SIM Kyoung-Sub	-	-	-	-	-
Team Totals			54		57	111	13.50

Non-Scoring Reception

Limit 25.00%

Rk	No	Name	Excellents	Faults	Serve Receptions	Total Attempts	Succ %
1	5	OH Jaeseong	13	3	19	35	37.14
2	16	SIM Kyoung-Sub	10	4	22	36	27.78
	1	SONG Huichae	7	1	6	14	
	11	SONG Myunggeun	1	2	2	5	
	15	KIM Myeongjin	1	-	-	1	
	3	KWAK Myoungwoo	-	-	-	-	
	6	LEE Mingyu	-	-	-	-	
	7	LEE Kangwon	-	-	-	-	
	9	JIN Seongtae	-	-	-	-	
	10	NA Gyeongbok	-	-	-	-	
	17	PARK Jinwoo	-	-	-	-	
	18	KIM Kyumin	-	-	-	-	
Team Totals			32	10	49	91	35.16

LEGEND Avg Average Eff% Efficiency Rk Rank Succ% Success %

Timing and Results provided by TISSOT