



Result Book

27th Summer Universiade in Kazan 2013



Athletics






Athletics Competition Schedule

Расписание соревнований

As of DI 9 JUL 2013

Date	Start Time	Event	Round	
SUN 7 JUL	9:00	400m Women	Round 1	
	9:35	400m Men	Round 1	
	10:00	Shot Put Men	Qualification Group A	
	10:00	Shot Put Men	Qualification Group B	
	10:30	100m Men	Round 1	
	10:30	Triple Jump Men	Qualification Group A	
	10:30	Triple Jump Men	Qualification Group B	
	18:00	800m Women	Round 1	
	18:40	100m Men	Round 2	
	18:45	High Jump Men	Qualification Group A	
	18:45	High Jump Men	Qualification Group B	
	19:05	100m Women	Round 1	
	19:15	Long Jump Women	Qualification Group A	
	19:15	Long Jump Women	Qualification Group B	
	19:40	1500m Men	Round 1	
	19:45	Shot Put Men	Final	
	20:15	10000m Women	Final	
	MON 8 JUL	9:15	Javelin Throw Men	Qualification Group A
9:30		Decathlon 100m		
10:30		400m Hurdles Men	Round 1	
10:45		Decathlon Long Jump	Group	
10:45		Javelin Throw Men	Qualification Group B	
11:15		3000m Steeplechase Men	Round 1	
12:30		Decathlon Shot Put	Group	
16:30		Hammer Throw Men	Final	
18:00		400m Hurdles Women	Round 1	
18:00		Decathlon High Jump	Group	
18:30		400m Women	Semifinal	
18:40		Long Jump Women	Final	
18:55		100m Women	Semifinal	
19:00		Discus Throw Women	Final	
19:20		100m Men	Semifinal	
19:40		400m Men	Semifinal	
20:05		100m Women	Final	
20:15		800m Women	Semifinal	
20:30		100m Men	Final	
20:45	10000m Men	Final		
21:30	Decathlon 400m			
TUE 9 JUL	8:00	20 km Walk Men	Final	
	9:00	Decathlon 110m Hurdles		
	9:20	Triple Jump Women	Qualification Group A	
	9:20	Triple Jump Women	Qualification Group B	
	10:25	Decathlon Discus	Group	
	11:25	200m Men	Round 1	
	15:30	Decathlon Pole Vault	Group	
	17:10	200m Women	Round 1	
	18:20	400m Hurdles Men	Semifinal	
	18:45	200m Men	Round 2	
	19:00	Decathlon Javelin	Group	
	19:15	1500m Men	Final	
	19:25	High Jump Men	Final	
	19:40	400m Hurdles Women	Final	
	20:00	Triple Jump Men	Final	

Timing and Results provided by  TISSOT



Athletics Competition Schedule

Расписание соревнований

As of DI 9 JUL 2013

Date	Start Time	Event	Round	
TUE 9 JUL	20:10	Javelin Throw Women	Final	
	20:20	400m Men	Final	
	20:40	800m Women	Final	
	21:05	400m Women	Final	
	21:18	Decathlon 1500m		
WED 10 JUL	8:00	20 km Walk Women	Final	
	10:00	Shot Put Women	Qualification Group A	
	10:00	Shot Put Women	Qualification Group B	
	10:30	Heptathlon Women 100m Hurdles		
	10:45	Discus Throw Men	Qualification Group A	
	11:00	1500m Women	Round 1	
	11:20	800m Men	Round 1	
	11:45	Heptathlon Women High Jump	Group A	
	11:45	Heptathlon Women High Jump	Group B	
	12:30	Discus Throw Men	Qualification Group B	
	16:00	Heptathlon Women Shot Put	Group A	
	16:00	Heptathlon Women Shot Put	Group B	
	16:00	Hammer Throw Women	Final	
	17:30	High Jump Women	Qualification Group A	
	17:30	High Jump Women	Qualification Group B	
	18:00	200m Women	Semifinal	
	18:10	Pole Vault Women	Final	
	18:25	200m Men	Semifinal	
	18:45	100m Hurdles Women	Round 1	
	19:15	400m Hurdles Men	Final	
	19:40	Heptathlon Women 200m		
	19:55	Javelin Throw Men	Final	
	20:10	200m Women	Final	
	20:25	200m Men	Final	
	20:45	100m Hurdles Women	Final	
	21:00	3000m Steeplechase Women	Final	
21:22	5000m Men	Round 1		
THU 11 JUL	10:00	Heptathlon Women Long Jump	Group A	
	10:00	Heptathlon Women Long Jump	Group B	
	11:30	Long Jump Men	Qualification Group A	
	11:30	Long Jump Men	Qualification Group B	
	18:00	Pole Vault Men	Final	
	18:05	Heptathlon Women Javelin	Group A	
	18:10	110m Hurdles Men	Round 1	
	18:20	Triple Jump Women	Final	
	18:45	4x100m Relay Women	Round 1	
	19:00	4x100m Relay Men	Round 1	
	19:25	800m Men	Semifinal	
	19:25	Heptathlon Women Javelin	Group B	
	19:50	Shot Put Women	Final	
	20:00	3000m Steeplechase Men	Final	
	20:20	110m Hurdles Men	Final	
	20:30	5000m Women	Final	
21:00	4x400m Relay Men	Round 1		
21:20	Heptathlon Women 800m			
FRI 12 JUL	8:00	Half Marathon Women	Final	
	8:25	Half Marathon Men	Final	

Timing and Results provided by  TISSOT



Athletics Competition Schedule

Расписание соревнований

As of DI 9 JUL 2013

Date	Start Time	Event	Round
FRI 12 JUL	18:00	High Jump Women	Final
	18:40	Discus Throw Men	Final
	18:45	4x100m Relay Women	Final
	19:00	800m Men	Final
	19:05	Long Jump Men	Final
	19:10	4x100m Relay Men	Final
	19:25	1500m Women	Final
	19:40	4x400m Relay Women	Final
	20:00	5000m Men	Final
20:35	4x400m Relay Men	Final	



Numbers Of Entries By Event

As of MO 8 JUL 2013

Men	Event																						Total Entries	Total Athletes			
Ctry	100	200	400	800	1K5	5K	10K	3KSC	110H	400H	4X1	4X4	HJ	PV	LJ	TJ	SP	DT	HT	JT	DEC	20KW	HMAR				
total	69	73	46	41	29	32	21	22	21	26	13	9	35	11	34	26	24	19	17	28	11	30	47		684	585	
AHO - Curaçao	-	-	-	-	-	-	-	-	-	-	-	-	-	-	1	-	-	-	-	-	-	-	-	-	-	1	1
ALB - Albania	-	-	-	1	-	-	-	-	-	-	-	-	-	-	-	-	-	-	-	-	-	-	-	-	-	1	1
ANU - Anguilla	-	-	-	-	-	-	-	-	-	-	-	-	-	-	-	1	-	-	-	-	-	-	-	-	-	1	1
ARG - Argentina	-	-	-	-	-	-	-	-	1	-	-	-	-	-	-	-	1	-	-	-	-	-	-	-	-	2	2
ARM - Armenia	-	-	-	1	1	-	-	-	-	-	-	-	-	-	-	-	-	-	-	-	-	-	-	-	-	2	1
ASA - American Samoa	-	-	-	1	-	-	-	-	-	-	-	-	-	-	-	-	-	-	-	-	-	-	-	-	-	1	1
AUS - Australia	2	1	2	-	-	-	-	1	-	1	-	1	1	-	-	1	-	-	-	-	-	-	-	-	-	10	8
AUT - Austria	-	-	-	1	-	-	-	-	-	-	-	-	-	1	1	-	-	-	-	-	-	-	-	-	-	3	3
AZE - Azerbaijan	-	-	-	-	-	1	-	-	-	-	-	-	-	-	-	-	-	-	-	-	-	-	-	-	-	1	1
BAN - Bangladesh	1	1	-	-	-	-	-	-	-	-	-	-	-	-	-	-	-	-	-	-	-	-	-	-	-	2	1
BAR - Barbados	-	-	-	-	-	-	-	-	1	-	-	-	-	-	-	-	-	-	-	-	-	-	-	-	-	1	1
BEL - Belgium	-	-	-	-	1	-	-	-	-	-	-	-	-	-	-	-	-	-	-	-	1	-	1	-	-	3	3
BER - Bermuda	-	-	2	2	-	-	-	-	-	-	-	-	-	-	-	-	-	-	-	-	-	-	-	-	-	4	2
BLR - Belarus	-	-	-	-	-	-	-	-	-	-	-	-	-	-	-	-	-	-	2	-	-	1	-	-	-	3	3
BOT - Botswana	1	1	2	2	-	-	-	-	-	1	-	1	1	-	3	2	-	-	-	1	-	-	-	-	-	15	12
BRA - Brazil	-	1	2	1	1	-	-	-	-	-	-	-	-	-	-	-	1	1	-	-	-	-	-	-	-	7	4
BUR - Burkina Faso	-	-	-	-	-	-	-	-	-	-	-	-	-	-	-	1	-	-	-	-	-	-	-	-	-	1	1
CAF - Central African Republic	1	1	-	-	-	-	-	-	-	-	-	-	-	-	-	-	-	-	-	-	-	-	-	-	-	2	1
CAN - Canada	1	2	2	1	2	2	1	1	1	1	1	1	2	1	1	-	2	-	-	2	1	3	-	-	-	28	26
CGO - Congo	-	-	1	1	1	-	-	-	-	-	-	-	-	-	-	1	-	-	-	-	-	-	-	-	-	4	3
CHA - Chad	-	-	1	1	-	-	-	-	-	-	-	-	-	-	-	-	-	-	-	-	-	-	-	-	-	2	2
CHI - Chile	1	1	-	1	-	-	-	-	-	-	-	-	-	-	1	-	1	-	-	1	-	-	-	2	-	8	7
CHN - P.R. China	2	2	-	-	-	-	-	-	1	-	1	1	1	-	1	1	-	-	-	-	-	4	3	-	-	17	15
CIV - Côte d'Ivoire	1	1	-	-	-	-	-	-	-	-	-	-	-	-	-	-	-	-	-	-	-	-	-	-	-	2	1
CMR - Cameroon	-	-	-	-	-	1	1	-	-	-	-	-	-	-	-	-	-	-	-	-	-	-	-	-	-	2	1
COD - DR Congo	1	1	-	-	-	-	-	-	-	-	-	-	-	-	-	-	-	-	-	-	-	-	-	-	-	2	1
COL - Colombia	-	1	1	1	-	-	-	-	1	-	-	-	-	-	-	-	-	1	1	-	-	-	-	-	-	6	5
COM - Comoros	1	1	-	-	-	-	-	-	-	-	-	-	-	-	-	-	-	-	-	-	-	-	-	-	-	2	1
CRC - Costa Rica	-	-	-	1	-	-	-	-	-	-	-	-	-	-	-	-	-	-	-	-	-	-	-	-	-	1	1
CZE - Czech Republic	-	-	-	-	-	-	-	-	1	1	-	-	-	-	-	-	1	1	-	1	-	-	2	-	-	7	6

Timing and Results provided by  TISSOT



Numbers Of Entries By Event

ијѐ

As of MO 8 JUL 2013

Men	Event																						Total Entries	Total Athletes		
	Ctry	100	200	400	800	1K5	5K	10K	3KSC	110H	400H	4X1	4X4	HJ	PV	LJ	TJ	SP	DT	HT	JT	DEC			20KW	HMAR
DEN - Denmark	2	2	-	-	-	1	-	1	-	-	-	-	-	1	-	1	-	-	-	-	-	-	-	-	8	4
DJI - Djibouti	-	-	-	1	1	1	1	-	-	-	-	-	-	-	-	-	-	-	-	-	-	-	1	-	5	1
ECU - Ecuador	-	-	-	-	-	-	-	-	-	-	-	-	-	-	-	-	-	-	-	-	-	-	1	-	1	1
EGY - Egypt	1	1	-	-	-	-	-	-	-	-	-	-	-	-	-	-	1	-	1	1	-	-	-	-	5	4
ESP - Spain	-	-	-	-	-	-	-	-	1	1	-	-	-	1	-	-	-	-	-	-	-	-	-	-	3	3
EST - Estonia	-	1	1	2	1	1	-	1	-	-	-	-	-	1	-	1	2	-	1	-	1	-	-	-	13	12
ETH - Ethiopia	-	-	-	-	-	-	1	-	-	-	-	-	-	-	-	-	-	-	-	-	-	-	-	-	1	1
FIJ - Fiji	-	-	-	-	-	-	-	-	-	-	-	-	-	-	-	-	1	-	-	-	-	-	-	-	1	1
FIN - Finland	-	-	-	-	1	-	-	-	-	-	-	-	-	1	-	-	1	1	-	2	1	-	-	-	7	7
GER - Germany	-	-	-	-	-	1	-	-	1	-	-	-	-	-	1	1	-	-	1	-	2	2	-	-	9	9
GHA - Ghana	2	2	2	-	1	1	-	-	1	-	-	1	-	-	-	1	2	-	-	-	-	-	-	-	13	13
GUA - Guatlamala	-	-	-	-	1	1	1	-	-	-	-	-	-	-	-	-	-	-	-	-	-	-	-	-	3	1
HKG - Hong Kong, China	1	1	-	-	-	-	-	-	-	-	-	-	-	-	-	-	-	-	-	-	-	-	-	-	2	1
HON - Honduras	-	-	-	-	-	-	-	-	-	-	-	-	-	-	-	-	-	-	1	-	-	-	-	-	1	1
HUN - Hungary	-	-	-	1	-	-	-	-	-	1	-	-	-	-	-	-	-	-	-	-	-	-	-	-	2	2
INA - Indonesia	1	1	-	-	-	-	-	-	-	-	-	-	-	-	-	-	-	-	-	-	-	-	-	-	2	2
IND - India	1	1	-	1	-	1	1	-	-	-	-	-	-	1	-	1	1	1	1	-	-	-	-	-	10	9
IRI - Iran	-	-	-	-	-	-	-	-	-	-	-	-	-	-	-	-	-	-	1	-	-	-	-	-	1	1
IRL - Ireland	-	-	1	-	-	-	-	1	-	-	-	-	-	-	-	-	-	-	-	-	-	-	-	-	2	2
ISR - Israel	-	-	-	-	-	-	-	1	-	-	-	-	-	-	-	-	-	-	1	-	-	-	2	-	4	4
ISV - Virgin Islands, U.S.	1	-	-	-	-	-	-	-	1	-	1	-	-	-	-	2	1	-	-	-	-	-	-	-	6	5
ITA - Italy	-	1	-	-	-	1	-	1	-	-	-	-	-	-	-	-	-	-	2	-	1	-	1	-	7	7
JAM - Jamaica	2	1	1	-	-	-	-	-	-	-	-	-	-	-	-	-	-	1	1	-	-	-	-	-	6	5
JPN - Japan	2	2	2	1	-	1	2	-	1	2	1	1	1	1	1	-	-	-	1	-	2	-	1	5	26	23
KAZ - Kazakhstan	-	-	-	1	1	-	-	1	-	1	-	-	-	1	1	1	1	-	-	-	-	-	-	1	9	8
KEN - Kenya	1	1	1	2	1	2	1	-	-	-	-	-	-	-	-	-	1	-	-	-	-	-	-	2	12	8
KGZ - Kyrgyzstan	-	-	-	2	-	-	-	-	-	-	-	-	-	-	-	-	-	1	-	-	-	-	-	-	3	3
KOR - Republic of Korea	1	1	-	-	-	-	-	-	-	-	-	-	-	1	1	-	-	-	-	-	-	-	1	2	7	6
LAT - Latvia	-	1	2	-	1	2	-	-	1	2	-	-	-	1	1	-	1	-	-	1	-	1	-	1	15	12
LIB - Lebanon	-	1	2	1	1	-	-	-	1	-	-	-	-	-	-	-	-	-	-	-	-	-	-	-	6	4
LTU - Lithuania	1	2	-	1	-	-	-	1	-	-	1	-	-	2	-	2	-	2	-	-	-	-	2	-	14	14

Timing and Results provided by  TISSOT

Numbers Of Entries By Event

ијѐ

As of MO 8 JUL 2013

Men	Event																						Total Entries	Total Athletes		
Ctry	100	200	400	800	1K5	5K	10K	3KSC	110H	400H	4X1	4X4	HJ	PV	LJ	TJ	SP	DT	HT	JT	DEC	20KW	HMAR	Total Entries	Total Athletes	
LUX - Luxembourg	-	-	-	-	-	1	-	-	-	1	-	-	-	-	-	-	-	-	-	-	1	-	-	-	3	3
MAC - Macau, China	1	1	1	-	-	-	-	-	1	-	-	-	-	-	-	-	-	-	-	-	-	-	-	-	4	3
MAS - Malaysia	1	-	2	-	-	-	-	-	-	-	-	-	1	-	-	-	1	-	-	-	-	-	-	-	5	5
MDA - Moldova	-	-	-	-	-	-	-	-	-	1	-	-	-	-	-	-	-	-	1	-	-	-	-	-	2	2
MEX - Mexico	-	-	-	-	2	-	2	-	-	-	-	-	1	-	1	-	-	-	-	-	1	1	2	1	11	10
MGL - Mongolia	1	1	-	-	-	-	-	-	-	-	-	-	-	-	-	-	-	-	-	-	-	-	2	-	4	3
MLI - Mali	2	2	-	1	1	-	-	-	-	-	-	-	-	-	-	-	-	-	-	-	-	-	-	-	6	3
MLT - Malta	1	1	1	-	-	-	-	-	-	-	-	-	-	-	1	-	-	-	-	-	-	-	-	-	4	2
NAM - Namibia	1	2	1	-	-	-	-	1	-	1	1	-	1	-	1	-	-	-	-	-	-	-	-	-	9	4
NED - Netherlands	-	-	-	-	-	-	-	-	1	-	-	-	-	-	2	-	-	-	-	-	-	-	-	-	3	3
NEP - Nepal	-	-	-	-	-	1	1	-	-	-	-	-	-	-	-	-	-	-	-	-	-	-	-	-	2	1
NGR - Nigeria	3	-	1	1	-	-	-	-	-	-	-	-	-	-	1	-	-	-	-	-	-	-	-	-	6	6
NIG - Niger	-	-	-	-	-	-	-	-	-	-	-	-	-	-	-	-	-	-	-	-	-	-	1	-	1	1
NOR - Norway	-	2	-	-	1	1	-	1	-	1	-	-	1	-	-	-	1	-	-	-	-	2	-	-	10	8
NZL - New Zealand	-	-	-	-	-	-	-	-	-	-	-	-	-	-	-	-	-	-	-	-	-	1	-	-	1	1
PAK - Pakistan	1	1	-	-	-	-	-	1	-	-	-	-	-	-	1	-	-	-	-	-	1	-	-	-	5	5
PAN - Panama	-	1	1	-	-	-	-	-	-	-	-	-	-	-	-	-	-	-	-	-	-	-	-	-	2	1
POL - Poland	2	1	1	-	-	-	-	-	-	-	1	-	1	-	-	-	-	-	1	2	1	-	-	-	10	10
POR - Portugal	1	2	-	-	-	-	-	-	-	-	-	-	-	-	2	1	-	-	-	-	-	-	-	-	6	4
PUR - Puerto Rico	-	-	-	1	-	-	-	-	-	-	-	-	1	-	-	-	-	-	-	-	-	-	-	-	2	2
QAT - Qatar	-	-	-	1	1	-	-	-	-	-	-	-	-	-	-	-	-	1	-	2	-	-	-	-	5	4
ROU - Romania	-	-	-	1	1	1	-	1	-	1	-	-	1	-	1	1	-	-	-	1	-	-	-	-	9	7
RSA - South Africa	2	2	2	1	2	2	1	-	1	-	-	-	-	-	-	-	1	-	-	2	-	1	4	21	19	
RUS - Russian Federation	2	2	1	1	2	2	3	2	2	2	1	1	2	2	2	2	2	2	2	2	2	2	5	7	51	52
RWA - Rwanda	-	-	-	-	-	1	1	-	-	-	-	-	-	-	-	-	-	-	-	-	-	-	-	-	2	1
SAM - Samoa	-	-	-	-	-	-	-	-	-	-	-	-	-	-	-	-	1	1	1	-	-	-	-	-	3	1
SEN - Senegal	1	1	2	-	-	-	-	-	-	1	-	1	-	-	1	1	-	-	-	-	-	-	-	-	8	5
SIN - Singapore	-	-	-	-	-	-	-	-	-	-	1	-	-	-	-	-	-	-	-	-	-	-	-	-	1	5
SLE - Sierra Leone	2	1	1	-	-	-	-	-	1	1	1	-	2	-	1	-	1	-	-	-	-	-	-	-	11	12
SLO - Slovenia	1	1	-	-	1	-	-	-	-	-	-	-	-	-	-	-	-	-	1	-	-	-	-	-	4	3
SOM - Somalia	-	-	-	-	1	1	-	-	-	-	-	-	-	-	-	-	-	-	-	-	-	-	-	-	2	1

Timing and Results provided by  TISSOT



Numbers Of Entries By Event

As of MO 8 JUL 2013

Men	Event																						Total Entries	Total Athletes		
	Ctry	100	200	400	800	1K5	5K	10K	3KSC	110H	400H	4X1	4X4	HJ	PV	LJ	TJ	SP	DT	HT	JT	DEC			20KW	HMAR
SRB - Serbia	-	-	-	-	-	-	-	-	-	-	-	-	-	1	-	-	-	-	-	-	-	-	-	-	1	1
SRI - Sri Lanka	1	1	1	-	1	-	-	-	-	1	1	1	1	-	1	1	-	-	-	-	1	-	-	-	11	11
SUI - Switzerland	-	-	-	1	-	-	-	1	1	1	-	-	-	-	-	-	-	-	-	-	-	-	1	5	5	
SVK - Slovakia	-	1	-	1	-	-	-	-	-	1	-	-	-	-	-	-	-	-	-	1	-	-	-	4	4	
SWE - Sweden	-	-	-	1	-	-	2	2	1	1	-	-	1	-	-	-	-	-	-	-	1	-	2	2	13	11
SWZ - Swaziland	1	1	-	-	-	-	-	-	-	-	-	-	-	-	-	-	-	-	-	-	-	-	-	2	1	
TAN - Tanzania	1	1	-	-	-	-	-	-	-	-	-	-	-	-	-	-	-	-	-	-	-	-	-	2	1	
THA - Thailand	2	2	-	-	-	-	-	-	-	-	1	-	-	-	-	-	-	-	-	-	-	-	-	5	6	
TJK - Tajikistan	1	2	-	2	-	-	-	1	-	1	-	-	-	-	-	-	-	-	-	-	-	-	-	7	5	
TKM - Turkmenistan	-	-	-	-	-	-	-	-	-	-	-	-	-	-	-	-	-	-	-	2	-	-	-	2	2	
TOG - Togo	-	-	-	-	-	-	-	-	-	1	1	-	-	-	-	-	-	-	-	-	-	-	-	2	1	
TPE - Chinese Taipei	1	1	-	-	-	-	-	-	-	-	-	-	-	-	-	-	-	-	-	-	2	-	-	4	3	
TRI - Trinidad and Tobago	1	1	-	-	-	-	-	-	-	-	-	-	-	-	-	-	-	-	-	-	1	-	-	3	2	
TUR - Turkey	-	2	2	1	-	1	1	1	-	-	-	-	1	-	1	1	1	-	-	1	-	-	4	17	17	
UAE - United Arab Emirates	1	-	-	-	-	-	-	-	-	-	-	-	1	-	-	-	-	-	-	-	-	-	-	2	2	
UGA - Uganda	2	2	2	-	1	3	1	1	-	-	-	-	-	-	-	-	-	-	-	-	-	-	3	15	10	
UKR - Ukraine	3	1	-	-	-	-	-	-	-	-	-	-	1	-	-	1	-	-	-	-	-	-	4	10	10	
USA - United States of America	2	1	-	-	-	-	-	-	-	-	1	-	1	2	-	-	2	1	-	-	-	-	-	10	7	
VIE - Viet Nam	1	1	-	-	-	-	-	-	-	-	-	-	-	-	-	-	-	-	-	-	-	-	-	2	1	
ZAM - Zambia	-	-	-	-	-	-	-	-	-	-	-	-	-	-	-	-	1	-	-	-	-	-	-	1	1	
ZIM - Zimbabwe	2	2	2	-	-	1	-	-	-	-	-	-	1	-	-	-	-	-	-	-	-	-	-	8	7	



Numbers Of Entries By Event

As of MO 8 JUL 2013

Women	Event																							Total Entries	Total Athletes		
Ctry	100	200	400	800	1K5	5K	10K	3KSC	100H	400H	4X1	4X4	HJ	PV	LJ	TJ	SP	DT	HT	JT	HEP	20KW	HMAR				
total	42	46	29	27	28	18	12	11	23	23	11	4	25	16	31	22	24	17	16	10	19	23	22		499	427	
ALB - Albania	-	-	-	-	1	-	-	-	-	-	-	-	-	-	-	-	-	-	-	-	-	-	-	-	-	1	1
ANU - Anguilla	-	-	-	-	-	-	-	-	-	-	-	-	-	-	-	-	-	-	-	-	-	1	-	-	-	1	1
AUS - Australia	-	-	1	-	2	-	-	-	2	-	-	-	-	-	1	1	-	2	-	-	1	2	-	-	-	12	12
AUT - Austria	-	-	-	-	-	-	-	-	-	-	-	-	-	-	-	-	-	-	-	-	1	-	-	-	-	1	1
AZE - Azerbaijan	1	-	-	-	-	-	-	-	-	-	-	-	-	-	-	-	-	-	-	-	-	-	-	-	-	1	1
BAN - Bangladesh	1	1	-	-	-	-	-	-	-	-	-	-	-	-	-	-	-	-	-	-	-	-	-	-	-	2	1
BAR - Barbados	-	-	-	-	-	-	-	-	1	-	-	-	-	-	-	-	-	-	-	-	-	-	-	-	-	1	1
BEL - Belgium	-	-	-	-	-	-	-	-	-	1	-	-	-	2	-	-	-	-	-	-	-	-	-	-	-	3	3
BER - Bermuda	-	-	-	1	1	-	-	-	-	-	-	-	-	-	-	-	1	-	-	-	-	-	-	-	-	3	2
BLR - Belarus	-	-	-	-	-	-	-	-	1	-	-	-	-	-	-	-	1	-	1	-	-	-	1	1	-	5	5
BOT - Botswana	-	-	1	-	-	-	-	-	-	1	-	-	-	-	-	-	-	-	-	-	-	-	-	-	-	2	2
BRA - Brazil	-	-	-	-	-	-	-	-	-	-	-	-	-	-	1	-	-	-	-	-	-	-	-	-	-	1	1
BUR - Burkina Faso	-	-	-	-	-	-	-	-	-	1	-	-	-	-	-	-	-	-	-	-	-	-	-	-	-	1	1
CAF - Central African Republic	-	-	1	1	-	-	-	-	-	-	-	-	-	-	-	-	-	-	-	-	-	-	-	-	-	2	1
CAN - Canada	2	2	1	2	2	-	1	2	-	2	1	1	2	2	2	-	2	1	2	-	1	-	-	-	28	25	
CGO - Congo	-	-	-	-	-	-	-	-	-	-	-	-	-	-	1	-	-	-	-	-	-	-	-	-	-	1	1
CHI - Chile	-	-	-	-	-	-	-	-	-	1	-	-	-	-	-	-	2	1	-	1	-	-	-	-	-	5	4
CHN - P.R. China	-	-	-	-	-	2	-	-	1	-	-	-	-	-	-	-	1	-	1	-	-	4	4	-	13	11	
CIV - Côte d'Ivoire	1	1	-	-	-	-	-	-	-	-	-	-	-	-	-	-	-	-	-	-	-	-	-	-	2	1	
CMR - Cameroon	1	1	-	-	-	-	-	-	-	-	-	-	-	-	-	-	-	-	-	-	-	-	-	-	2	1	
COD - DR Congo	2	2	-	-	-	-	-	-	-	-	-	-	-	-	1	-	1	-	-	1	-	-	-	-	7	2	
COL - Colombia	-	-	-	-	-	-	-	-	-	-	-	-	1	-	2	1	-	-	-	-	-	-	-	-	4	2	
CRC - Costa Rica	-	-	1	-	-	-	-	-	-	-	-	-	-	-	-	-	-	-	-	-	-	1	-	-	2	2	
CZE - Czech Republic	-	-	1	-	1	-	-	1	-	-	-	-	-	1	-	-	-	-	1	-	2	1	-	-	8	8	
DEN - Denmark	-	-	-	-	-	1	-	1	-	-	-	-	-	-	-	-	-	-	-	-	-	-	-	-	2	1	
ECU - Ecuador	-	-	-	-	-	-	-	-	-	-	-	-	-	-	-	-	-	-	-	-	-	-	1	-	1	1	
EGY - Egypt	-	-	-	-	-	-	-	-	-	-	-	-	1	-	-	-	1	1	-	-	-	-	-	-	3	2	
ESP - Spain	-	-	1	-	1	-	-	-	-	-	-	-	-	-	1	-	-	-	-	-	-	1	-	-	4	4	
EST - Estonia	1	2	1	1	-	-	1	-	-	1	-	-	1	2	2	1	-	-	-	-	-	1	-	-	14	13	
ETH - Ethiopia	-	-	-	-	-	1	-	-	-	-	-	-	-	-	-	-	-	-	-	-	-	-	-	-	1	1	

Timing and Results provided by TISSOT



Numbers Of Entries By Event

As of MO 8 JUL 2013

Women	Event																						Total Entries	Total Athletes	
Ctry	100	200	400	800	1K5	5K	10K	3KSC	100H	400H	4X1	4X4	HJ	PV	LJ	TJ	SP	DT	HT	JT	HEP	20KW	HMAR	Total Entries	Total Athletes
FIJ - Fiji	-	-	-	-	-	-	-	-	-	-	-	-	-	-	-	1	-	-	-	-	-	-	-	1	1
FIN - Finland	1	1	-	-	-	-	-	1	1	-	-	-	1	-	-	1	-	2	1	-	-	-	-	9	8
GBS - Guinea-Bissau	1	1	-	-	-	-	-	-	-	-	-	-	-	-	-	-	-	-	-	-	-	-	-	2	1
GER - Germany	-	-	-	1	-	-	-	-	-	1	-	-	-	2	2	-	1	-	-	-	-	-	-	7	7
GHA - Ghana	2	1	-	-	1	1	-	-	-	-	1	-	-	-	-	-	-	-	-	-	-	-	-	6	6
GRE - Greece	-	-	-	-	-	-	-	-	-	-	-	-	1	1	-	-	-	-	-	-	-	-	1	3	3
HKG - Hong Kong, China	-	-	-	-	-	-	-	-	-	-	-	-	1	-	-	-	-	-	-	-	-	1	-	2	2
HUN - Hungary	-	-	-	-	-	-	-	-	-	-	-	-	1	-	-	-	1	-	1	-	1	-	-	4	4
INA - Indonesia	1	-	-	-	-	-	-	-	1	-	-	-	-	-	1	-	-	-	-	-	-	-	-	3	2
IND - India	1	1	-	-	-	1	1	-	-	1	-	-	-	-	1	1	-	-	-	-	-	-	1	8	7
IRL - Ireland	1	2	-	1	1	-	-	1	-	1	-	-	-	-	-	-	-	-	-	-	-	1	-	8	7
ISR - Israel	-	-	-	-	-	-	-	-	-	-	-	-	2	-	-	-	-	-	-	-	-	-	-	2	2
ISV - Virgin Islands, U.S.	-	-	-	1	-	-	-	-	-	-	-	-	-	-	-	-	-	-	-	-	-	-	-	1	1
ITA - Italy	1	-	1	-	1	-	-	-	-	-	-	-	-	1	-	-	-	-	-	1	-	-	-	5	5
JAM - Jamaica	-	1	1	-	-	-	-	-	1	-	-	-	-	-	-	1	-	-	-	-	-	-	-	4	3
JPN - Japan	-	-	-	-	-	2	3	-	-	-	-	-	-	-	-	-	-	1	-	-	-	1	5	12	9
KAZ - Kazakhstan	1	1	-	1	-	-	-	-	2	1	-	-	-	-	-	2	-	-	-	-	-	1	-	9	8
KOR - Republic of Korea	1	1	-	-	-	-	-	-	-	-	-	-	-	-	-	-	-	-	-	-	-	1	-	3	2
LAT - Latvia	-	-	1	-	-	-	-	-	-	1	-	-	1	1	1	1	-	-	-	1	1	-	-	8	6
LES - Lesotho	-	-	-	1	1	1	-	-	-	-	-	-	-	-	-	-	-	-	-	-	-	-	-	3	1
LTU - Lithuania	1	-	-	2	1	-	-	1	1	1	1	-	-	1	-	-	-	-	-	1	-	-	-	10	8
LUX - Luxembourg	-	-	-	1	-	-	-	-	-	-	-	-	-	-	-	-	-	-	-	-	-	-	-	1	1
MAC - Macau, China	1	1	2	1	-	-	-	-	-	-	-	-	-	-	-	-	-	-	-	-	-	-	-	5	3
MAS - Malaysia	1	1	-	-	-	-	-	-	1	-	-	-	-	-	-	1	-	-	-	-	-	-	-	4	3
MDA - Moldova	-	1	1	1	-	-	-	-	-	-	-	-	-	-	-	-	-	-	1	-	-	-	-	4	3
MEX - Mexico	-	-	-	-	1	-	-	-	-	-	-	-	1	-	-	1	-	-	-	-	-	1	1	5	5
MGL - Mongolia	-	-	-	-	1	1	-	-	-	-	-	-	-	-	-	-	-	-	-	-	-	-	-	2	1
MLI - Mali	-	-	-	-	-	-	-	-	-	-	-	-	1	-	1	-	-	-	-	-	-	-	-	2	1
MLT - Malta	-	-	-	-	-	-	-	-	-	-	-	-	-	-	1	1	-	-	-	-	-	-	-	2	1
NAM - Namibia	-	-	-	-	-	-	-	-	-	-	-	-	-	-	-	-	1	1	-	-	1	-	-	3	2
NGR - Nigeria	2	1	2	-	-	-	-	-	1	-	-	-	-	-	-	-	1	-	-	-	-	-	-	7	6

Timing and Results provided by  TISSOT

Numbers Of Entries By Event

As of MO 8 JUL 2013

Women	Event																						Total Entries	Total Athletes	
Ctry	100	200	400	800	1K5	5K	10K	3KSC	100H	400H	4X1	4X4	HJ	PV	LJ	TJ	SP	DT	HT	JT	HEP	20KW	HMAR	Total Entries	Total Athletes
NIG - Niger	1	-	-	-	-	-	-	-	-	-	-	-	-	-	1	-	-	-	-	-	-	-	-	2	1
NOR - Norway	1	2	-	1	-	-	-	-	1	1	-	-	1	1	-	-	1	-	-	1	2	-	-	12	11
NZL - New Zealand	-	-	-	1	2	-	-	-	1	-	-	-	2	-	-	-	1	1	1	-	-	-	-	9	7
PAK - Pakistan	-	-	-	-	-	-	-	-	-	-	-	-	-	-	-	1	-	-	-	-	1	-	-	2	2
PAN - Panama	-	-	-	-	-	-	-	-	-	-	-	-	1	-	-	-	-	-	-	-	-	-	-	1	1
PLE - Palestine	-	-	-	1	-	-	-	-	-	-	-	-	-	-	-	-	-	-	-	-	-	-	-	1	1
POL - Poland	2	1	1	1	1	-	-	-	-	1	1	1	2	-	1	1	-	-	-	-	-	-	-	13	11
POR - Portugal	1	1	-	-	-	1	1	-	-	-	-	-	-	-	-	-	-	-	-	-	-	-	-	4	2
ROU - Romania	1	1	-	-	1	2	-	-	-	-	-	-	-	-	2	1	-	-	1	-	1	-	1	11	9
RSA - South Africa	-	2	2	-	-	-	-	-	-	1	-	-	-	-	-	-	-	1	-	-	1	-	2	9	8
RUS - Russian Federation	2	2	2	2	2	2	3	2	2	1	1	1	2	2	2	2	2	2	2	2	2	5	6	51	53
RWA - Rwanda	1	1	-	-	-	-	-	-	-	-	-	-	-	-	-	-	-	-	-	-	-	-	-	2	1
SEN - Senegal	-	1	1	-	-	-	-	-	-	-	1	-	-	-	-	-	-	-	-	-	-	-	-	3	2
SLE - Sierra Leona	-	1	2	1	-	-	-	-	-	-	1	-	-	-	1	-	-	-	-	-	-	-	-	6	7
SLO - Slovenia	-	1	1	-	-	-	-	-	-	-	-	-	-	1	-	-	1	-	-	1	-	-	-	5	5
SRI - Sri Lanka	1	1	-	1	-	-	-	-	1	-	-	-	-	-	-	-	1	1	-	-	-	-	-	6	4
SUI - Switzerland	-	2	-	-	1	-	-	-	1	-	1	-	1	-	-	-	-	-	-	-	-	-	-	6	7
SVK - Slovakia	-	-	-	-	-	-	-	-	-	-	-	-	-	-	-	-	-	-	1	-	-	1	1	3	3
SWE - Sweden	-	-	-	-	-	-	-	-	-	-	-	-	1	-	-	-	1	-	-	1	-	-	-	3	3
SWZ - Swaziland	-	-	-	1	1	-	-	-	-	-	-	-	-	-	-	-	-	-	-	-	-	-	-	2	1
TAN - Tanzania	1	1	-	-	-	-	-	-	-	-	-	-	-	-	-	-	-	-	-	-	-	-	-	2	1
THA - Thailand	-	-	-	-	-	-	-	-	-	-	1	-	-	-	-	-	-	1	-	-	-	-	-	2	5
TJK - Tajikistan	2	2	-	1	1	-	-	-	-	-	-	-	-	-	-	-	-	-	-	-	-	-	-	6	3
TPE - Chinese Taipei	1	1	-	-	-	-	-	-	1	-	1	-	-	-	1	-	-	1	-	-	-	1	-	7	7
TUR - Turkey	-	-	-	-	1	1	-	1	-	2	-	1	1	-	1	1	-	-	-	-	-	-	-	9	9
UGA - Uganda	-	-	-	2	2	1	1	-	-	-	-	-	-	-	-	-	1	1	-	-	-	-	-	8	4
UKR - Ukraine	-	-	2	-	-	-	1	1	1	2	1	-	-	-	-	-	-	-	1	-	-	1	-	10	11
USA - United States of America	1	2	1	-	1	-	-	-	2	1	1	-	-	-	1	1	2	-	1	-	-	-	-	14	10
UZB - Uzbekistan	-	-	-	-	-	-	-	-	-	-	-	-	-	-	1	-	-	-	-	-	-	-	-	1	1
VIE - Viet Nam	1	1	-	-	-	-	-	-	-	-	-	-	-	-	-	-	-	-	-	-	-	-	-	2	1
ZAM - Zambia	1	1	1	-	-	-	-	-	-	-	-	-	-	-	1	1	1	-	-	-	-	-	-	6	2



Numbers Of Entries By Event

ијјѐ

As of MO 8 JUL 2013

Women	Event																							Total Entries	Total Athletes
Ctry	100	200	400	800	1K5	5K	10K	3KSC	100H	400H	4X1	4X4	HJ	PV	LJ	TJ	SP	DT	HT	JT	HEP	20KW	HMAR	Total Entries	Total Athletes
ZIM - Zimbabwe	1	-	-	-	-	1	-	-	-	-	-	-	-	-	-	-	1	-	-	-	-	-	-	3	3


Legend

DEC Decathlon
HJ High Jump
LJ Long jump
SP Shot Put

DT Discus Throw
HT Hammer Throw
MAR Marathon

H Hurdles
JT Javelin Throw
PV Pole Vault

HEP Heptathlon
kW km Walk
SC Steeplechase

Timing and Results provided by  **TISSOT**



Entry List by Country

Список заявок по странам

As of SUN 7 JUL 2013

Men

Ctry	Bib	Name	Date of Birth	Height m / ft in	Weight kg / lbs	Event
AHO - Curaçao						
	1	PHILBERT Kevin	13 JUN 1995	1.82 / 6'0"	72 / 159	Long Jump
Total Athletes 1						
ALB - Albania						
	2	GASHI Nimet	17 AUG 1990	1.79 / 5'10"		800m
Total Athletes 1						
ANU - Anguilla						
	5	RUAN Denvil	7 MAR 1989	1.80 / 5'11"	70 / 154	Triple Jump
Total Athletes 1						
ARG - Argentina						
	6	CARRERA Agustin	13 JUN 1988	1.87 / 6'2"	80 / 176	110m Hurdles
	7	MARTINA Nicolas	18 AUG 1989	1.84 / 6'0"	130 / 287	Shot Put
Total Athletes 2						
ARM - Armenia						
	8	HAYRAPETYAN Ashot	13 FEB 1986	1.72 / 5'8"	63 / 139	800m 1500m
Total Athletes 1						
ASA - American Samoa						
	9	UHRLE Frederick Charles	25 SEP 1992			800m
Total Athletes 1						
AUS - Australia						
		Australia				4x400m Relay
	11	BOJIC Nikola	18 JAN 1992			High Jump
	12	CAREW Alexander	19 DEC 1989			400m
	14	DEWHURST Ian	13 NOV 1990	1.85 / 6'1"	73 / 161	4x400m Relay 400m Hurdles
	15	GAMBLE Tom	25 NOV 1991			4x400m Relay 100m
	16	HOUGH Nicholas	20 OCT 1993			4x400m Relay 100m 200m
	17	JONES Alwyn	28 FEB 1985	1.88 / 6'2"	78 / 172	4x400m Relay Triple Jump
	19	LYNCH Mathew	24 JAN 1986			400m
	23	NIPPERESS James	21 MAY 1990			4x400m Relay 3000m Steeplechase
Total Athletes 8						



Entry List by Country

Список заявок по странам

As of SUN 7 JUL 2013

Men

Ctry	Bib	Name	Date of Birth	Height m / ft in	Weight kg / lbs	Event
AUT - Austria						
	36	KELLERER Julian Romeo	22 AUG 1989	1.83 / 6'0"	76 / 168	1500m
	37	KILBERTUS Paul	5 JUN 1990	1.77 / 5'10"	70 / 154	Long Jump
	39	VOJTA Andreas	9 JUN 1989	1.89 / 6'2"	77 / 170	Pole Vault 800m
Total Athletes 3						
AZE - Azerbaijan						
	41	IBRAHIMOV Hayle	18 JAN 1990			5000m
Total Athletes 1						
BAN - Bangladesh						
	42	CHAKRATBARTEY Razat Kanthi	10 AUG 1991			100m 200m
Total Athletes 1						
BAR - Barbados						
	44	SWIFT Greggmar	16 FEB 1991		77 / 170	110m Hurdles
Total Athletes 1						
BEL - Belgium						
	46	HAMDI Ali	2 NOV 1989	1.73 / 5'8"	61 / 134	1500m
	49	VAN DER PLAETSEN Thomas	24 DEC 1990			Decathlon
	50	VAN STREELS Dieter	27 DEC 1990	1.80 / 5'11"	65 / 143	Half Marathon
Total Athletes 3						
BER - Bermuda						
	52	DILL Shaquille Allen Robert	4 SEP 1993	1.85 / 6'1"		400m 800m
	54	STEVENS-CARTY Henry	30 OCT 1992			400m 800m
Total Athletes 2						
BLR - Belarus						
	57	KALAMOYETS Siarhei	11 AUG 1989	1.91 / 6'3"	110 / 243	Hammer
	59	LIAKHOVICH Aliaksandr	4 JUL 1989	1.71 / 5'7"	65 / 143	20 km Walk
	61	SHHAYUNOU Yuri	22 OCT 1987	1.89 / 6'2"	120 / 265	Hammer
Total Athletes 3						
BOT - Botswana						
		Botswana				4x400m Relay
	69	LAGAMANG Daniel				
	70	MAOTWE Katlego				
	63	AABOBE Tshwanelo	31 JAN 1991	1.84 / 6'0"		High Jump

Timing and Results provided by  TISSOT



Entry List by Country

Список заявок по странам

As of SUN 7 JUL 2013

Men

Ctry	Bib	Name	Date of Birth	Height m / ft in	Weight kg / lbs	Event
	64	AMOS Nijel	15 MAR 1994	1.69 / 5'7"		400m
	66	BOLELE Mothusi	10 FEB 1987			4x400m Relay 400m
	67	DAVID Busang Siyane	24 APR 1990			4x400m Relay
	1088	KETLOGETSWE Thapelo	12 FEB 1991	1.74 / 5'9"	67 / 148	4x400m Relay
	68	KOOSIMILE Laroná	14 OCT 1985	1.77 / 5'10"		Long Jump
	69	LAGAMANG Daniel	9 SEP 1991	1.65 / 5'5"		400m Hurdles
	70	MAOTWE Katlego	29 NOV 1986	1.78 / 5'10"		800m
	72	MOTUKISI Keene Charles	1 JAN 1991			100m 200m
	73	RAMMOKOLODI Ruri	17 NOV 1989			Long Jump Triple Jump
	74	TSHIRELETSO Thalasang	14 MAY 1991	1.71 / 5'7"		Long Jump Triple Jump

Total Athletes 11

BRA - Brazil

75	FERRUGEM Jean	3 NOV 1987				800m 1500m
76	HENRIQUES Andreson	3 MAR 1992				400m
77	JULIAO Ronald	16 JUN 1985				Shot Put Discus
79	OLIVEIRA Pedro	17 FEB 1992				200m 400m

Total Athletes 4

BUR - Burkina Faso

81	ZANGO Hugues Fabrice	25 JUN 1993				Triple Jump
----	----------------------	-------------	--	--	--	-------------

Total Athletes 1


CAF - Central African Republic

83	YANGOU BETHYKPAINGUI Prince	2 SEP 1995	1.87 / 6'2"	83 / 183		100m 200m
----	-----------------------------	------------	-------------	----------	--	--------------

Total Athletes 1

CAN - Canada

	Canada					4x100m Relay
90	BRISSON Matthew Lawrence					
113	MAKINDE Oluwasegun Victor					
127	RODNEY Brendon Justin					
	Canada					4x400m Relay
85	AYESU-ATTAH Benjamin Kweku					
103	HARPER Tyler Daniel					
121	NYSTUEN Tait Gordon					
128	ROMANIW Anthony Michael					
84	ARBOUR Patrick	17 MAR 1988	1.95 / 6'5"	97 / 214		Decathlon
85	AYESU-ATTAH Benjamin Kweku	28 APR 1993	1.83 / 6'0"	70 / 154		400m
86	BARBER Shawnacy Campbell	27 MAY 1994	1.91 / 6'3"	79 / 174		Pole Vault
90	BRISSON Matthew Lawrence	21 SEP 1988	1.90 / 6'3"	90 / 198		110m Hurdles

Timing and Results provided by  TISSOT



Entry List by Country

Список заявок по странам

As of SUN 7 JUL 2013

Men

Ctry	Bib	Name	Date of Birth	Height m / ft in	Weight kg / lbs	Event
	91	BROCKERVILLE Ryan Michael	29 JUL 1989	1.85 / 6'1"	73 / 161	3000m Steeplechase
	93	BRUCHET Lucas Bentley	23 FEB 1991	1.81 / 5'11"	72 / 159	5000m
	97	DUNFEE Evan Forsyth	28 SEP 1990	1.86 / 6'1"	68 / 150	20 km Walk
	98	ECKERT Jeremy Douglas	12 NOV 1990	1.89 / 6'2"	77 / 170	High Jump
	99	EFFAH Samuel Appiah Adjei	29 DEC 1988	1.76 / 5'9"	80 / 176	100m 4x100m Relay
	101	GOMEZ-GOROZTIETA Inaki	16 JAN 1988	1.72 / 5'8"	58 / 128	20 km Walk
	103	HARPER Tyler Daniel	28 AUG 1989	1.80 / 5'11"	72 / 159	400m
	104	HENDRY-GALLAGHER Timothy	3 FEB 1990	1.85 / 6'1"	129 / 284	Shot Put
	111	LORD Brandon Derek	13 JUN 1992	1.75 / 5'9"	65 / 143	10000m
	112	LOVETT Django	6 JUL 1992	1.93 / 6'4"	72 / 159	High Jump
	113	MAKINDE Oluwasegun Victor	6 JUL 1991	1.79 / 5'10"	82 / 181	200m
	116	NEDOW Timothy James Ralph	16 OCT 1990	2.00 / 6'7"	130 / 287	Shot Put
	119	NIELSEN Kyle Joseph Matheson	22 APR 1989	1.93 / 6'4"	100 / 220	Javelin
	120	NIXON Andrew William	31 AUG 1991	1.88 / 6'2"	68 / 150	5000m
	121	NYSTUEN Tait Gordon	29 MAY 1991	1.82 / 6'0"	66 / 146	400m Hurdles
	123	PARKER Cody David	27 JUN 1992	1.84 / 6'0"	91 / 201	Javelin
	124	PROUDFOOT Ross Clayton	4 JUL 1992	1.81 / 5'11"	64 / 141	1500m
	125	RAE Jeremy Nicholas	19 MAY 1991	1.80 / 5'11"	68 / 150	1500m
	127	RODNEY Brendon Justin	9 APR 1992	1.96 / 6'5"	83 / 183	200m
	128	ROMANIW Anthony Michael	15 SEP 1991	1.80 / 5'11"	79 / 174	800m
	130	STEWART Taylor Urrie	11 APR 1991	1.85 / 6'1"	89 / 196	Long Jump
	132	THORNE Benjamin Gary	19 MAR 1993	1.80 / 5'11"	57 / 126	20 km Walk

Total Athletes 26

CGO - Congo

142	MBANA Jean Martin Byzances	14 SEP 1986	1.74 / 5'9"	63 / 139	Triple Jump
143	NGOUARI MOUISSI Alex	16 SEP 1991	1.85 / 6'1"	60 / 132	800m 1500m
144	OBOBA Fleury Aymar	10 FEB 1988	1.85 / 6'1"	75 / 165	400m

Total Athletes 3

CHA - Chad

145	ADOUM Bawileng	13 SEP 1986			800m
146	TCHOUMGOYO Moussargue	28 DEC 1986			400m

Total Athletes 2


CHI - Chile

147	BALLIVIAN Jose	22 APR 1993	1.80 / 5'11"	118 / 260	Shot Put
150	ESTRADA Daniel	27 FEB 1990	1.77 / 5'10"	62 / 137	Half Marathon
152	GUAJARDO Cristopher	7 APR 1988	1.78 / 5'10"	72 / 159	Half Marathon
153	GUERRA Tomas	26 NOV 1992	1.85 / 6'1"	78 / 172	Javelin
154	PEIRANO Alejandro	1 MAR 1993	1.85 / 6'1"	78 / 172	800m
155	PINEDA Daniel	19 SEP 1985	1.80 / 5'11"	82 / 181	Long Jump
156	POLANCO Enrique	11 AUG 1992	1.75 / 5'9"	68 / 150	100m 200m

Total Athletes 7

CHN - P.R. China

	P.R. China				4x100m Relay
159	GAO Dongshi				
176	WU Zhiqiang				
178	YANG Yang				

Timing and Results provided by  TISSOT



Entry List by Country

Список заявок по странам

As of SUN 7 JUL 2013

Men

Ctry	Bib	Name	Date of Birth	Height m / ft in	Weight kg / lbs	Event
	179	YANG Zhanlin				
		P.R. China				4x400m Relay
	159	GAO Dongshi				
	176	WU Zhiqiang				
	179	YANG Zhanlin				
	158	BIAN Tongda	1 APR 1991	1.70 / 5'7"	60 / 132	20 km Walk
	159	GAO Dongshi	14 MAY 1989	1.85 / 6'1"	75 / 165	200m
	162	JIN Chao	19 MAR 1990	1.81 / 5'11"	60 / 132	Half Marathon
	163	LI Pangshuai	9 APR 1992	1.80 / 5'11"	66 / 146	Triple Jump
	164	LI Shaozhuang	2 DEC 1990	1.75 / 5'9"	62 / 137	Half Marathon
	165	LI Tianlei	13 JAN 1995	1.73 / 5'8"	63 / 139	20 km Walk
	166	LIU Jianmin	9 MAR 1988	1.83 / 6'0"	68 / 150	20 km Walk
	168	LYU Anye	12 MAR 1990	1.83 / 6'0"	69 / 152	110m Hurdles
	170	REN Longyun	12 OCT 1987	1.78 / 5'10"	60 / 132	Half Marathon
	171	SU Xiongfeng	21 MAR 1987	1.81 / 5'11"	70 / 154	Long Jump
	175	WANG Yu	18 AUG 1991	1.90 / 6'3"	65 / 143	High Jump
	176	WU Zhiqiang	10 APR 1994	1.78 / 5'10"	70 / 154	100m
	178	YANG Yang	13 OCT 1993	1.83 / 6'0"	75 / 165	100m
	179	YANG Zhanlin	28 FEB 1991	1.71 / 5'7"	62 / 137	200m
	181	ZHAO Ziyang	29 JUL 1991	1.73 / 5'8"	55 / 121	20 km Walk

Total Athletes 15

CIV - Côte d'Ivoire

189	KOFFI Hua Wilfried Serge	24 SEP 1989	1.86 / 6'1"	80 / 176	100m 200m
-----	--------------------------	-------------	-------------	----------	--------------

Total Athletes 1

CMR - Cameroon

191	ADAMOU Mohamadou	17 APR 1993			5000m 10000m
-----	------------------	-------------	--	--	-----------------

Total Athletes 1

COD - DR Congo

195	PATTON Steve				100m 200m
-----	--------------	--	--	--	--------------

Total Athletes 1

COL - Colombia


196	ALZATE Cristian Augusto	11 MAR 1992	1.82 / 6'0"	77 / 170	110m Hurdles
198	HERRERA Jesus Antonio	10 AUG 1989	1.77 / 5'10"	64 / 141	400m 800m
199	LONDONO Julio Cesar	15 JUL 1986	1.93 / 6'4"	116 / 256	Discus
200	PAEZ Andres David	29 JUL 1987	1.81 / 5'11"		200m
201	SALDARRIAGA Jacobo De Leon	29 JAN 1986	1.91 / 6'3"	115 / 254	Hammer

Total Athletes 5

COM - Comoros

203	HOUMADI El Hadad	7 FEB 1993	1.71 / 5'7"		100m 200m
-----	------------------	------------	-------------	--	--------------

Total Athletes 1

Timing and Results provided by  TISSOT



Entry List by Country

Список заявок по странам

As of SUN 7 JUL 2013

Men

Ctry	Bib	Name	Date of Birth	Height m / ft in	Weight kg / lbs	Event
CRC - Costa Rica						
	206	SOLANO Wilson	26 NOV 1989	1.70 / 5'7"	71 / 157	800m
Total Athletes 1						
CZE - Czech Republic						
	207	BARAK Vaclav	22 OCT 1990	1.78 / 5'10"	73 / 161	400m Hurdles
	211	FRYDRYCH Petr	13 JAN 1988	2.00 / 6'7"	100 / 220	Javelin
	212	HOMOLAC Jiri	25 FEB 1990	1.80 / 5'11"	70 / 154	Half Marathon
	218	MAZAC Martin	6 MAY 1990	1.89 / 6'2"	81 / 179	110m Hurdles
	219	PAVLISTA Vit	22 MAR 1985	1.78 / 5'10"	65 / 143	Half Marathon
	221	STASEK Martin	8 APR 1989	1.90 / 6'3"	127 / 280	Shot Put Discus
Total Athletes 6						
DEN - Denmark						
	223	JEPPESEN Andreas	6 MAY 1988	1.89 / 6'2"	77 / 170	High Jump Long Jump
	224	KALISZ Mike	12 NOV 1989	1.78 / 5'10"	75 / 165	100m 200m
	225	KASPER Olsen	21 JUN 1991	1.80 / 5'11"	70 / 154	100m 200m
	226	LUDVIGSEN Anders	2 OCT 1990	1.74 / 5'9"	59 / 130	5000m 3000m Steeplechase
Total Athletes 4						
DJI - Djibouti						
	227	OMAR ABDI Ibrahim	1 JAN 1986			800m 1500m 5000m 10000m Half Marathon
Total Athletes 1						
ECU - Ecuador						
	228	ARTEAGA Mauricio	8 AUG 1988	1.77 / 5'10"	70 / 154	20 km Walk
Total Athletes 1						
EGY - Egypt						
	230	ABD ELRAHMAN Ihab	1 MAY 1989			Javelin
	231	ELASHRY Alaaeldin	6 JAN 1991			Hammer
	235	SEOUD Amr	10 JUN 1986			100m 200m
	236	SHALABY Hesham	15 MAR 1992			Shot Put
Total Athletes 4						



Entry List by Country

Список заявок по странам

As of SUN 7 JUL 2013

Men

Ctry	Bib	Name	Date of Birth	Height m / ft in	Weight kg / lbs	Event
------	-----	------	---------------	---------------------	--------------------	-------

ESP - Spain

240	LOPEZ LOPEZ	Francisco Javier	29 DEC 1989	1.83 / 6'0"	74 / 163	110m Hurdles
241	MARTOS ROA	Sebastian	20 JUN 1989	1.78 / 5'10"	62 / 137	3000m Steeplechase
243	SANCHO RUBIO	Miguel Angel	24 APR 1990	1.81 / 5'11"	74 / 163	High Jump

Total Athletes 3

EST - Estonia

244	AUS Priit		9 JAN 1989	1.83 / 6'0"	67 / 148	3000m Steeplechase
249	KALVET	Indrek	4 APR 1989	1.91 / 6'3"	80 / 176	High Jump
250	KASE	Mihkel	2 OCT 1993	1.92 / 6'4"	81 / 179	Long Jump
251	KIRT	Magnus	10 APR 1990	1.91 / 6'3"	87 / 192	Javelin
253	KUNNAPUU	Rauno	18 AUG 1990	1.88 / 6'2"	77 / 170	200m 400m
254	LAMP	Allar	28 MAR 1991	1.70 / 5'7"	62 / 137	1500m
255	LILLEOJA	Kaarel	10 JUL 1985	1.85 / 6'1"	72 / 159	800m
261	NIIT	Priidu	27 JAN 1990	1.98 / 6'6"	120 / 265	Discus
262	NURME	Tiidrek	18 NOV 1985	1.85 / 6'1"	71 / 157	5000m
264	SYUNIN	Igor	4 DEC 1990	1.85 / 6'1"	75 / 165	Triple Jump
268	VALLER	Raimond	9 DEC 1989	1.90 / 6'3"	75 / 165	800m
269	VEELAK	Sten	4 FEB 1988	1.77 / 5'10"	76 / 168	Triple Jump

Total Athletes 12

ETH - Ethiopia

275	DEMILEW	Dessie Getnet	18 SEP 1990	1.70 / 5'7"	51 / 112	10000m
-----	---------	---------------	-------------	-------------	----------	--------

Total Athletes 1

FIJ - Fiji

278	VOLLMER	Eugene	28 APR 1989	1.70 / 5'7"	80 / 176	Triple Jump
-----	---------	--------	-------------	-------------	----------	-------------

Total Athletes 1

FIN - Finland

284	KAUPPINEN	Juha	16 AUG 1986	1.82 / 6'0"	100 / 220	Hammer
288	LEHTOLA	Sampo	10 MAY 1989	1.90 / 6'3"	94 / 207	Javelin
293	SALONEN	Tuomo	20 APR 1989	1.88 / 6'2"	73 / 161	1500m
295	SEPPANEN	Tuomas	16 MAY 1986	1.80 / 5'11"	108 / 238	Hammer
297	SODERLUND	Tomas	14 MAY 1989	1.95 / 6'5"	131 / 289	Shot Put
298	TAMMENTIE	Aleksi	6 AUG 1986	1.85 / 6'1"	75 / 165	Triple Jump
300	VIITA	Jussi	26 SEP 1985	1.86 / 6'1"	78 / 172	High Jump

Total Athletes 7

GER - Germany

309	BALNUWEIT	Erik	21 SEP 1988	1.88 / 6'2"	80 / 176	110m Hurdles
312	DOHMANN	Carl	18 MAY 1990	1.83 / 6'0"	82 / 181	20 km Walk
313	GILDE	Maximilian	5 JAN 1990	1.80 / 5'11"	77 / 170	Decathlon
314	GLOGER	Nils Christopher	1 JAN 1990	1.78 / 5'10"	66 / 146	20 km Walk
315	GRUBER	Hendrik	28 SEP 1986	1.92 / 6'4"	86 / 190	Pole Vault
316	HOWARD	Julian Anthony	3 APR 1989	1.78 / 5'10"	77 / 170	Long Jump

Timing and Results provided by  **TISSOT**



Entry List by Country

Список заявок по странам

As of SUN 7 JUL 2013

Men

Ctry	Bib	Name	Date of Birth	Height m / ft in	Weight kg / lbs	Event
	320	KNOBEL Jan	16 JAN 1989	1.92 / 6'4"	91 / 201	Decathlon
	321	RINGER Richard Klaus	27 FEB 1989	1.81 / 5'11"	64 / 141	5000m
	324	ZIEGLER Alexander	7 JUL 1987	1.80 / 5'11"	100 / 220	Hammer

Total Athletes 9

GHA - Ghana

Ghana		4x400m Relay				
326	ABUBAKARI Mohammed					
331	APPIAH-KUBI Emmanuel					
337	GOLOE Eric Dzigbodzi					
338	IBRAHIM Malik					
340	SEIDU Saalu Chiba					
341	YEBOAH Wilson					
326	ABUBAKARI Mohammed	5 MAR 1991	1.68 / 5'6"	64 / 141	400m	
						4x400m Relay
1087	AGGREY Emmanuel Kwegyir	11 JUN 1990	1.84 / 6'0"	75 / 165		Long Jump
328	AKUKA William Awunime	25 MAY 1993	1.75 / 5'9"	59 / 130		1500m
						5000m
329	AMENAKPOR Elorm	17 APR 1989	1.78 / 5'10"	70 / 154		4x400m Relay
1086	ANANE Sampson					4x400m Relay
331	APPIAH-KUBI Emmanuel	16 OCT 1989	1.80 / 5'11"	81 / 179		100m
						200m
332	ATTAFEOE Felix Akwasi	25 MAR 1986	1.73 / 5'8"	66 / 146		400m
						4x400m Relay
333	BRUCE Michael Seyram	23 MAR 1989	1.75 / 5'9"	69 / 152		Triple Jump
336	ESSAH Kweku Ampiah	3 JUL 1991	1.91 / 6'3"	77 / 170		Triple Jump
337	GOLOE Eric Dzigbodzi	8 APR 1989	1.72 / 5'8"	74 / 163		100m
338	IBRAHIM Malik	30 SEP 1990	1.82 / 6'0"	83 / 183		200m
341	YEBOAH Wilson	2 OCT 1987	1.78 / 5'10"	74 / 163		110m Hurdles

Total Athletes 13

GUA - Guatemalala

345	GONZALEZ ROMERO Victor Manuel	29 JUN 1987		59 / 130		1500m
						5000m
						10000m

Total Athletes 1

HKG - Hong Kong, China

348	MAK Shing Hei	23 NOV 1994	1.68 / 5'6"	59 / 130		100m
						200m

Total Athletes 1

HON - Honduras

349	CAMPBELL Winston Joel	18 AUG 1991		92 / 203		Discus
-----	-----------------------	-------------	--	----------	--	--------

Total Athletes 1

HUN - Hungary

350	GUTEMA Emanuel	9 MAR 1986	1.89 / 6'2"	70 / 154		800m
351	KOROKNAI Tibor	24 JAN 1990	1.93 / 6'4"	82 / 181		400m Hurdles

Total Athletes 2

Timing and Results provided by  TISSOT



Entry List by Country

Список заявок по странам

As of SUN 7 JUL 2013

Men

Ctry	Bib	Name	Date of Birth	Height m / ft in	Weight kg / lbs	Event
------	-----	------	---------------	---------------------	--------------------	-------

INA - Indonesia

356	FADLIN	Fadlin	28 OCT 1989			200m
357	ISWANDI	Iswandi	1 JAN 1991			100m

Total Athletes 2

IND - India

361	ARJUN	No	1 JUL 1993			Discus
362	BALASUBRAMANYA	Chethan	18 AUG 1992	1.84 / 6'0"	64 / 141	High Jump
363	BIND	Rajendra	7 AUG 1995			5000m
						10000m
364	CHULLIPARAMBIL	MURALEEDHARAN Neeraj	21 MAY 1992			800m
365	HIRA	Maninder Singh	18 DEC 1988			100m
367	JERIS	Jose	12 NOV 1994			200m
373	PULUGU	Dhanunjaya Srinivasa Rao	2 OCT 1993	1.67 / 5'6"	53 / 117	Long Jump
360	SINGH	Inderjeet	19 APR 1988			Shot Put
377	SINGH	Navjot	15 SEP 1989	1.84 / 6'0"	78 / 172	Triple Jump

Total Athletes 9

IRI - Iran

379	SAMIMI	Mahmoud	18 SEP 1988			Discus
-----	--------	---------	-------------	--	--	--------

Total Athletes 1

IRL - Ireland

381	COTTER	Tomas	28 DEC 1990	1.86 / 6'1"	79 / 174	3000m Steeplechase
385	GREGAN	Brian	31 DEC 1989	1.89 / 6'2"	88 / 194	400m

Total Athletes 2

ISR - Israel

389	ALTERMAN	Mark	23 APR 1988	1.95 / 6'5"	115 / 254	Discus
390	AMARE	Girmaw	26 OCT 1987	1.72 / 5'8"	60 / 132	Half Marathon
393	MOOGAS	Tasama	2 FEB 1988	1.65 / 5'5"	52 / 115	Half Marathon
394	NEEMAN	Noam	26 JUN 1987	1.79 / 5'10"	63 / 139	3000m Steeplechase

Total Athletes 4

ISV - Virgin Islands, U.S.

		Virgin Islands				4x100m Relay
396	FAHIE	Collister	31 AUG 1989		174 / 384	Long Jump
397	HASHEEM	YOSEF Abdul-Halim	12 FEB 1990	1.82 / 6'0"	71 / 157	4x100m Relay
						Triple Jump
398	HUNT	Leon	17 MAY 1987		174 / 384	4x100m Relay
						Long Jump
399	LOVETT	Eddie	25 JUN 1992		180 / 397	110m Hurdles
						4x100m Relay
400	WALTERS	David	5 APR 1989			100m
						4x100m Relay

Total Athletes 5

Timing and Results provided by  TISSOT




Entry List by Country

Список заявок по странам

As of SUN 7 JUL 2013

Men

Ctry	Bib	Name	Date of Birth	Height m / ft in	Weight kg / lbs	Event
ITA - Italy						
	401	APOLLONI Federico	14 MAR 1987			Discus
	405	BONVECCHIO Norbert	14 AUG 1985			Javelin
	406	FALOCI Giovanni	13 OCT 1985			Discus
	407	LA ROSA Stefano	22 SEP 1985			5000m
	408	MACCHIA Riccardo	27 MAR 1990			20 km Walk
	410	MARANI Diego	27 APR 1990			200m
	412	NASTI Patrik	30 AUG 1989			3000m Steeplechase
Total Athletes 7						
JAM - Jamaica						
	413	BROWN Raymond	15 JAN 1988			Shot Put
	414	DWYER Rasheed	29 JAN 1989			100m
						200m
	416	MAITLAND Nicholas	27 NOV 1989			400m
						400m Hurdles
	417	SMIKLE Traves	7 MAY 1992			Discus
	419	WATSON Nicholas	16 SEP 1989			100m
Total Athletes 5						
JPN - Japan						
		Japan				4x100m Relay
	424	HARA Yousuke				
	425	HASHIMOTO Akiyuki				
	427	IIZUKA Shota				
	429	KIMURA Jun				
	448	YAMAGATA Ryota				
	452	YONAGUNI Rui				
		Japan				4x400m Relay
	424	HARA Yousuke				
	428	KAWAMOTO Sho				
	429	KIMURA Jun				
	430	KINO Tomoharu				
	435	NOZAWA Keisuke				
	451	YAMASAKI Kengo				
	421	ARAI Ryohei	23 JUN 1991	1.82 / 6'0"	88 / 194	Javelin
	422	DEAN Roderick Genki	30 DEC 1991	1.82 / 6'0"	88 / 194	Javelin
	423	EBINA Toshikatsu	24 JUN 1991	1.78 / 5'10"	61 / 134	Half Marathon
	425	HASHIMOTO Akiyuki	18 NOV 1994	1.75 / 5'9"	61 / 134	200m
	426	HATTORI Shota	28 OCT 1991	1.64 / 5'5"	52 / 115	10000m
						Half Marathon
	427	IIZUKA Shota	25 JUN 1991	1.85 / 6'1"	82 / 181	200m
	428	KAWAMOTO Sho	1 MAR 1993	1.75 / 5'9"	68 / 150	800m
	429	KIMURA Jun	26 MAY 1991	1.76 / 5'9"	67 / 148	400m
	430	KINO Tomoharu	4 AUG 1989	1.77 / 5'10"	67 / 148	400m Hurdles
	433	MURAYAMA Kenta	23 FEB 1993	1.75 / 5'9"	54 / 119	5000m
						10000m
	434	NAKAMURA Shogo	1 SEP 1992	1.73 / 5'8"	53 / 117	10000m
						Half Marathon
	435	NOZAWA Keisuke	7 JUN 1991	1.75 / 5'9"	62 / 137	400m Hurdles
	437	OMURO Hideki	25 JUL 1990	1.80 / 5'11"	69 / 152	110m Hurdles
	438	SHITARA Yuta	18 DEC 1991	1.67 / 5'6"	47 / 104	Half Marathon

Timing and Results provided by  **TISSOT**



Entry List by Country

Список заявок по странам

As of SUN 7 JUL 2013

Men

Ctry	Bib	Name	Date of Birth	Height m / ft in	Weight kg / lbs	Event
	443	TAKAHASHI Eiki	19 NOV 1992	1.75 / 5'9"	58 / 128	20 km Walk
	444	TOBE Naoto	31 MAR 1992	1.93 / 6'4"	72 / 159	High Jump
	446	TSUTSUMI Yuji	22 DEC 1989	1.84 / 6'0"	105 / 231	Discus
	448	YAMAGATA Ryota	10 JUN 1992	1.76 / 5'9"	69 / 152	100m
	449	YAMAGISHI Hiroki	6 SEP 1991	1.70 / 5'7"	53 / 117	Half Marathon
	450	YAMAMOTO Seito	11 MAR 1992	1.78 / 5'10"	67 / 148	Pole Vault
	451	YAMASAKI Kengo	30 JUL 1992	1.76 / 5'9"	69 / 152	400m
	452	YONAGUNI Rui	1 NOV 1993		65 / 143	100m

Total Athletes 23

KAZ - Kazakhstan

458	AGOYEV Kirill	13 JUN 1990	1.70 / 5'7"	69 / 152	Long Jump
459	BODNAR Anton	4 DEC 1992	1.75 / 5'9"	68 / 150	High Jump
460	EKTOV Yevgeniy	1 SEP 1986	1.85 / 6'1"	75 / 165	Triple Jump
463	FILIPPOV Nikita	7 OCT 1991	1.75 / 5'9"	70 / 154	Pole Vault
465	KOBLOV Dmitriy	30 NOV 1992	1.72 / 5'8"	69 / 152	400m Hurdles
466	KOSSINOV Artem	31 JUL 1986	1.75 / 5'9"	70 / 154	3000m Steeplechase
468	KRASSILOV Mikhail	5 MAR 1990	1.75 / 5'9"	69 / 152	Half Marathon
471	OBEZCHIK Ivan	8 FEB 1989	1.75 / 5'9"	67 / 148	800m 1500m

Total Athletes 8

KEN - Kenya

474	CHELIMO Dennis	5 JUN 1989	1.75 / 5'9"	65 / 143	800m
475	CHELIMO Paul	27 OCT 1990	1.37 / 4'6"	57 / 126	1500m 5000m
476	KANURI Douglas	8 JUN 1989		75 / 165	100m 200m
477	KIBIWOTT Lawi	15 JUN 1991	1.83 / 6'0"	64 / 141	5000m
478	KIPROTICH Amos	22 SEP 1989	1.67 / 5'6"	55 / 121	Half Marathon
479	KIPROTICH Peter	3 OCT 1988	1.80 / 5'11"	58 / 128	400m 800m
480	KOMEN AMOS KIPRONO Amos	2 APR 1992	1.80 / 5'11"	72 / 159	Triple Jump
481	TERER Amon	6 APR 1992	1.71 / 5'7"	58 / 128	10000m

Total Athletes 8

KGZ - Kyrgyzstan

482	MOLDOBAEV Erkinbek	2 AUG 1992	1.71 / 5'7"	63 / 139	800m
483	NIKOLAEV Roman	18 SEP 1992	1.95 / 6'5"	90 / 198	Shot Put
484	TASHTANBEKOV Kushtarbek	6 APR 1992	1.67 / 5'6"	59 / 130	800m

Total Athletes 3

KOR - Republic of Korea

485	CHO Yongwon	30 APR 1992	1.72 / 5'8"	56 / 123	Half Marathon
486	CHOE Byeong Kwang	7 APR 1991	1.85 / 6'1"	72 / 159	20 km Walk
487	HAN Duhyeon	28 JUL 1994	1.84 / 6'0"	73 / 161	Pole Vault
490	KIM Seongha	14 JAN 1992	1.72 / 5'8"	61 / 134	Half Marathon
491	LEE Jaeha	14 AUG 1992	1.92 / 6'4"	81 / 179	100m 200m
492	YUN Seunghyun	1 JUN 1994	1.94 / 6'4"	74 / 163	High Jump

Total Athletes 6

Timing and Results provided by  TISSOT



Entry List by Country

Список заявок по странам

As of SUN 7 JUL 2013

Men

Ctry	Bib	Name	Date of Birth	Height m / ft in	Weight kg / lbs	Event
LAT - Latvia						
	493	ARENIS Mareks	6 JUN 1986	1.90 / 6'3"	86 / 190	Pole Vault
	495	BRISKA Kaspars	20 NOV 1988			5000m
	496	BRUNS Ansis	15 JAN 1989			Javelin
	497	DAUBE Karlis	21 APR 1989	1.86 / 6'1"		110m Hurdles
	498	GAILIS Edgars	22 SEP 1991	1.91 / 6'3"		Hammer
	499	GIRGENSONS Janis	20 AUG 1991	1.78 / 5'10"		5000m
	503	JANSONS Janis	25 MAY 1990	1.91 / 6'3"	98 / 216	Decathlon
	504	JURKEVICIS Dmitrijs	7 JAN 1987			1500m
	505	KOVALOVIS Pavels	17 OCT 1990	1.81 / 5'11"		Triple Jump
	508	PROSMICKIS Vladislavs	28 JUL 1990	1.85 / 6'1"	74 / 163	400m
						400m Hurdles
	509	SEMJONOVIS Maksims	2 FEB 1992	1.88 / 6'2"		400m Hurdles
	510	VISKERS Janis	30 MAR 1989	1.86 / 6'1"		Half Marathon
	511	ZACESTS Martins	16 AUG 1990			200m
						400m
						High Jump

Total Athletes 13

LIB - Lebanon

513	GHALIE Ahmad	1 JAN 1991	1.82 / 6'0"	83 / 183	800m
					1500m
514	HAZER Ahmad	4 SEP 1989	1.89 / 6'2"	81 / 179	110m Hurdles
515	NAIM Ramzi	5 OCT 1990	1.79 / 5'10"	57 / 126	200m
					400m
516	ZEINEDDINE Youssef	26 FEB 1992	1.85 / 6'1"	65 / 143	400m

Total Athletes 4

LTU - Lithuania

	Lithuania				4x100m Relay
523	DILYS Egidijus				
531	SAKALAIUSKAS Rytis				
533	SILKAUSKAS Mantas				
517	ADOMAVICIUS Zilvinas	1 JUL 1985	1.80 / 5'11"	71 / 157	200m
					4x100m Relay
519	AUCYNA Darius	7 MAY 1989	1.93 / 6'4"	85 / 187	Long Jump
521	BANEVICIUS Sarunas	10 NOV 1991	1.88 / 6'2"	105 / 231	Shot Put
522	BERZANSKIS Justinas	12 JAN 1989	1.89 / 6'2"	75 / 165	3000m Steeplechase
523	DILYS Egidijus	1 SEP 1987	1.86 / 6'1"	82 / 181	200m
524	GAIDAMAVICIUS Tomas	7 NOV 1987	1.84 / 6'0"	72 / 159	20 km Walk
526	KOZLOV Vitalij	5 MAR 1987	1.80 / 5'11"	73 / 161	800m
527	MARTISAUSKAS Rimantas	18 SEP 1986	1.85 / 6'1"	110 / 243	Shot Put
529	RAUDYS Ernestas	7 MAR 1992		82 / 181	High Jump
530	REKST Ricard	10 OCT 1987	1.85 / 6'1"	69 / 152	20 km Walk
531	SAKALAIUSKAS Rytis	27 JUN 1987	1.85 / 6'1"	85 / 187	100m
535	STANYS Raivydas	3 FEB 1987	1.95 / 6'5"	79 / 174	High Jump
537	VADEIKIS Marius	2 AUG 1989	1.88 / 6'2"	77 / 170	Long Jump

Total Athletes 14

LUX - Luxembourg

544	FRISCH Jacques	18 DEC 1987	1.86 / 6'1"	69 / 152	400m Hurdles
-----	----------------	-------------	-------------	----------	--------------

Timing and Results provided by  TISSOT



Entry List by Country

Список заявок по странам

As of SUN 7 JUL 2013

Men

Ctry	Bib	Name	Date of Birth	Height m / ft in	Weight kg / lbs	Event
	545	MELLINA Pol	22 JUN 1988	1.84 / 6'0"	64 / 141	5000m
	547	WAGNER Antoine	20 OCT 1988	1.93 / 6'4"	108 / 238	Javelin

Total Athletes 3

MAC - Macau, China

548	AO IEONG Ka Hou	11 AUG 1992	1.80 / 5'11"	70 / 154	400m
551	IONG Kim Fai	12 JAN 1989	1.81 / 5'11"	73 / 161	110m Hurdles
553	LEONG Wang Kuong	18 MAR 1990	1.76 / 5'9"	74 / 163	100m 200m

Total Athletes 3

MAS - Malaysia

554	ALET Mohd Arif Zulhilmi Bin	8 MAR 1994	1.72 / 5'8"	57 / 126	400m
555	HUSSIN Adi Aliffudin Bin	4 SEP 1988	1.84 / 6'0"	150 / 331	Shot Put
558	RANDHAWA Nauraj Singh	27 JAN 1992	1.93 / 6'4"	68 / 150	High Jump
559	SUBRAMANIAM Kannan	25 MAY 1987	1.70 / 5'7"	67 / 148	100m
560	SUBRAMANIAM Kannathasan	10 APR 1991	1.83 / 6'0"	68 / 150	400m

Total Athletes 5

MDA - Moldova

563	CRAVCENCO Alexei	30 AUG 1988			400m Hurdles
564	MARGHIEV Serghei	7 NOV 1992			Hammer

Total Athletes 2

MEX - Mexico

568	DUARTE Jose Luis	19 MAY 1989			Half Marathon
569	ESPARZA Jose Juan	26 AUG 1990	1.76 / 5'9"	54 / 119	1500m
570	ESPARZA PEREZ Jesus Arturo	26 AUG 1990			1500m
571	GARIBAY CASTANON Roman	30 OCT 1988			Decathlon
573	MENDEZ Juan Jose	27 APR 1988	1.76 / 5'9"	83 / 183	Javelin
574	PALMA OLIVARES Ever	18 MAR 1992			20 km Walk
575	PALMA OLIVARES Isaac	26 OCT 1990			20 km Walk
578	RIVERA Edgar Alejandro	13 FEB 1991	1.98 / 6'6"	83 / 183	High Jump
579	RIVERA Luis Alberto	21 JUN 1987			Long Jump
581	VEGA Aldo Saul	26 NOV 1987	1.70 / 5'7"	57 / 126	10000m

Total Athletes 10

MGL - Mongolia

582	BATTULGA Achitbileg	30 JUL 1986	1.74 / 5'9"	74 / 163	100m 200m
584	DAMBADARJAA Gantulga	3 FEB 1989	1.70 / 5'7"	59 / 130	Half Marathon
585	TSEVEENRAVDAN Byambajav	7 JUL 1990	1.69 / 5'7"	59 / 130	Half Marathon

Total Athletes 3

MLI - Mali

586	COULIBALY Aboubacar	11 OCT 1990	1.75 / 5'9"	67 / 148	100m 200m
-----	---------------------	-------------	-------------	----------	--------------

Timing and Results provided by  TISSOT



Entry List by Country

Список заявок по странам

As of SUN 7 JUL 2013

Men

Ctry	Bib	Name	Date of Birth	Height m / ft in	Weight kg / lbs	Event
	587	DIAKITE Alassane Kely	29 SEP 1991	1.72 / 5'8"	63 / 139	100m 200m
	589	SANOGO Balla	21 APR 1988	1.86 / 6'1"	74 / 163	800m 1500m

Total Athletes 3

MLT - Malta

	590	CROKER Matthew	17 JAN 1989	1.78 / 5'10"		200m 400m
	591	GRECH Andy	27 MAR 1990			100m Long Jump

Total Athletes 2

NAM - Namibia

	595	Namibia KWENANI Jethro Muhau	2 AUG 1991	1.92 / 6'4"	78 / 172	4x100m Relay 4x100m Relay High Jump Long Jump
	596	MARITZ Johannes	10 MAY 1990	1.90 / 6'3"		400m Hurdles 4x100m Relay
	597	NARIB Ernst	27 MAY 1990	1.73 / 5'8"	65 / 143	200m 400m 3000m Steeplechase
	599	URI-KHOB Jesse	19 MAR 1991	1.75 / 5'9"	76 / 168	4x100m Relay 100m 200m 4x100m Relay

Total Athletes 4

NED - Netherlands

	600	PENGEL Jonathan	22 SEP 1985	1.81 / 5'11"	74 / 163	Long Jump
	601	SAMUEL Tjendo	19 DEC 1989	1.85 / 6'1"	80 / 176	110m Hurdles
	602	STIEGLIS Yoeri	6 JUN 1990	1.90 / 6'3"	82 / 181	Long Jump

Total Athletes 3

NEP - Nepal


	603	K.C. Anup	27 MAR 1987	1.74 / 5'9"	68 / 150	5000m 10000m
--	-----	-----------	-------------	-------------	----------	-----------------

Total Athletes 1

NGR - Nigeria

	604	AGBAJE Fredrick	26 JUN 1988			100m
	605	AKWU Noah	23 SEP 1990	1.74 / 5'9"	77 / 170	400m
	606	EGWERO Ogho-Oghene Omano	26 NOV 1988	1.56 / 5'1"	71 / 157	100m
	607	GBAGBEKE Stanley Avwarosuo	24 JUL 1989	1.80 / 5'11"		Long Jump
	611	MOMOH Leoman Kazim	30 MAR 1991			800m
	613	OGUNLEWE Adeseye Akinola	30 AUG 1991			100m

Total Athletes 6

Timing and Results provided by  **TISSOT**



Entry List by Country

Список заявок по странам

As of SUN 7 JUL 2013

Men

Ctry	Bib	Name	Date of Birth	Height m / ft in	Weight kg / lbs	Event
------	-----	------	---------------	---------------------	--------------------	-------

NIG - Niger

617	NABARA BARMOU Oumarou	30 JUL 1985	1.75 / 5'9"			Half Marathon
-----	-----------------------	-------------	-------------	--	--	---------------

Total Athletes 1

NOR - Norway

620	ALNES Johannes	7 JUN 1990	1.81 / 5'11"	63 / 139		1500m 5000m
623	HAMMER Jonas Luraas	10 MAR 1991	1.77 / 5'10"	59 / 130		3000m Steeplechase
624	HOLMBERG Henrik Johan	23 SEP 1989	1.90 / 6'3"	87 / 192		Decathlon
625	IDAAS Anders Erlend	14 FEB 1990	1.82 / 6'0"	76 / 168		200m 400m Hurdles
628	NILSEN Ivan Kristoffer	28 MAR 1989	1.89 / 6'2"	77 / 170		High Jump
631	OSAZUWA Petern Efe Rasmussen	7 JUL 1989	1.75 / 5'9"	69 / 152		200m
632	RISE Lars Vikan	23 NOV 1988	1.85 / 6'1"	89 / 196		Decathlon
633	SIMENSEN Fredrik	24 JUN 1992	1.91 / 6'3"	102 / 225		Shot Put

Total Athletes 8

NZL - New Zealand

641	NEWDICK Brent	31 JAN 1985				Decathlon
-----	---------------	-------------	--	--	--	-----------

Total Athletes 1

PAK - Pakistan

645	ALI Hafiz Shehbaz	10 FEB 1990				100m
646	HAYYAT Zafar	7 FEB 1989				200m
647	JAHANGEER Muhammad Adnan	30 NOV 1993				Long Jump
649	RAZA Ali	4 APR 1992				3000m Steeplechase
651	SHAH Altaf Hussain	24 FEB 1991				Javelin

Total Athletes 5

PAN - Panama

652	EDMOND TAYLOR Rodolfo Valentino	20 JAN 1990	1.85 / 6'1"	63 / 139		200m 400m
-----	---------------------------------	-------------	-------------	----------	--	--------------

Total Athletes 1

POL - Poland

	Poland					4x100m Relay
655	ADAMSKI Jakub					
663	KRYNSKI Kamil					
673	ZACZEK Artur					
658	CZAJKOWSKI Przemyslaw	26 OCT 1988	1.97 / 6'6"	134 / 295		Discus
659	FAJDEK Pawel	4 JUN 1989	1.86 / 6'1"	122 / 269		Hammer
660	GRZESZCZUK Lukasz	3 MAR 1990	1.90 / 6'3"	95 / 209		Javelin
663	KRYNSKI Kamil	12 MAY 1987	1.87 / 6'2"	90 / 198		200m
664	KUC Dariusz	24 APR 1986	1.76 / 5'9"	74 / 163		100m
666	NOWICKI Wojciech	22 FEB 1989	1.96 / 6'5"	112 / 247		Hammer
667	OMELKO Rafal	16 JAN 1989	1.95 / 6'5"	78 / 172		400m 4x100m Relay



Entry List by Country

Список заявок по странам

As of SUN 7 JUL 2013

Men

Ctry	Bib	Name	Date of Birth	Height m / ft in	Weight kg / lbs	Event
	670	THEINER Wojciech	25 JUN 1986	1.89 / 6'2"	80 / 176	High Jump
	673	ZACZEK Artur	28 FEB 1989	1.82 / 6'0"	77 / 170	100m

Total Athletes 10

POR - Portugal

674	BERNARDO Pedro	12 MAY 1989	1.80 / 5'11"	78 / 172	100m 200m
675	CALDEIRA Marcos	27 FEB 1988	1.81 / 5'11"	68 / 150	Long Jump Triple Jump
676	CHUVA Marcos	8 AUG 1989	1.83 / 6'0"	75 / 165	Long Jump
679	LIMA David	6 SEP 1990	1.85 / 6'1"	73 / 161	200m

Total Athletes 4

PUR - Puerto Rico

682	CASTRO Luis Joel	28 JAN 1991			High Jump
683	VAZQUEZ Wesley	27 MAR 1994			800m

Total Athletes 2

QAT - Qatar

684	AHMED ABALLA Jaad	1 JAN 1992	1.85 / 6'1"	83 / 183	800m 1500m
685	AL-MUHANNADI Al-Mumannadi	15 MAR 1986	1.76 / 5'9"	83 / 183	Javelin
686	KHALED MOHAMMED Almughanni	2 MAR 1994	1.85 / 6'1"	83 / 183	Discus
687	MOHAMAD MOHAMED IBRAHIM Kaida	21 MAR 1992	1.83 / 6'0"	81 / 179	Javelin

Total Athletes 4

ROU - Romania

690	CRAESCU Alexandru	10 FEB 1989	1.88 / 6'2"	100 / 220	Javelin
691	DAIANU Adrian Adel	27 NOV 1987	1.78 / 5'10"	68 / 150	Long Jump Triple Jump
694	GHINEA Alexandru	11 NOV 1989	1.81 / 5'11"	68 / 150	3000m Steeplechase
695	NAGY Atilla Csongor	21 MAY 1988	1.91 / 6'3"	78 / 172	400m Hurdles
701	TRIFAN Adrian Ionel	24 DEC 1990	1.68 / 5'6"	56 / 123	5000m
702	TUFA Alexandru Nicolae	28 MAY 1989	1.91 / 6'3"	77 / 170	High Jump
703	VOROVENCI Cristian	14 APR 1985	1.82 / 6'0"	74 / 163	800m 1500m

Total Athletes 7

RSA - South Africa

704	ANDREAS Jeromy	28 FEB 1992	1.82 / 6'0"	55 / 121	5000m Half Marathon
705	BENEKE Pieter Christian	18 JUL 1990	1.88 / 6'2"	80 / 176	400m Hurdles 4x400m Relay
707	BRUINJIES Henricho	16 JUL 1993	1.80 / 5'11"	76 / 168	4x100m Relay
1050	CONRADIE Pieter				4x400m Relay
708	DE SWARDT Jacques	12 AUG 1992	1.84 / 6'0"	78 / 172	400m 4x400m Relay
710	ENGELBRECHT Jacobus, Petrus	8 MAR 1987	1.98 / 6'6"	135 / 298	Shot Put
712	HENNING Jayson	13 AUG 1990	1.88 / 6'2"	87 / 192	Javelin

Timing and Results provided by  TISSOT



Entry List by Country

Список заявок по странам

As of SUN 7 JUL 2013

Men

Ctry	Bib	Name	Date of Birth	Height m / ft in	Weight kg / lbs	Event
	713	HLASELO Andries	8 JUN 1989	1.74 / 5'9"	62 / 137	1500m
	714	JOBODWANA Anaso	30 JUL 1992	1.86 / 6'1"	73 / 161	5000m 100m 200m 4x100m Relay
	715	MOKOKA Stephen	1 APR 1985	1.57 / 5'2"	51 / 112	Half Marathon
	716	MOTSAU Jeremiah	12 MAR 1990	1.88 / 6'2"	65 / 143	1500m
	717	MZAZI Sibabalwe Gladwin	28 AUG 1988	1.62 / 5'4"	52 / 115	Half Marathon
	721	OOSTHUIZEN John Robert	23 JAN 1987	1.88 / 6'2"	105 / 231	Javelin
	726	SIMBINE Akani	21 SEP 1993	1.74 / 5'9"	67 / 148	100m 4x100m Relay
	727	SNYMAN Wayne	8 MAR 1985	1.77 / 5'10"	64 / 141	20 km Walk
	728	TROTTER Sebastian	3 MAR 1992	1.76 / 5'9"	74 / 163	200m 4x100m Relay
	730	VAN NIEKERK Wayde	15 JUL 1992	1.80 / 5'11"	64 / 141	400m 4x400m Relay
	731	VAN RENSBURG Rynardt	23 MAR 1992	1.83 / 6'0"	73 / 161	800m
	732	ZAMKELE Xolisane	12 SEP 1986			Half Marathon

Total Athletes 19

RUS - Russian Federation

		Russian Federation				4x100m Relay
	739	ABLYAZOV Marat				
	746	BREDNEV Alexander				
	759	HYUTTE Alexander				
	760	IDRISOV Mikhail				
	801	POLOVINKIN Maksim				
	807	REYSBIKH Artur				
		Russian Federation				4x400m Relay
	747	BURIAK Dmitrii				
	752	DYLDIN Maksim				
	762	KASHEFRAZOV Radel				
	777	KRASNOV Vladimir				
	837	TRENIKHIN Pavel				
	740	AKHMADEEV Rinas	6 MAR 1989	1.77 / 5'10"	60 / 132	Half Marathon
	741	APLACHKIN Artem	1 SEP 1991	1.69 / 5'7"	60 / 132	Half Marathon
	746	BREDNEV Alexander	4 FEB 1988	1.84 / 6'0"	82 / 181	100m
	748	BURYA Artem	11 APR 1986	1.85 / 6'1"	82 / 181	Pole Vault
	749	CHECHUN Iurii	5 JUL 1986	1.78 / 5'10"	62 / 137	Half Marathon
	753	FEDOROV Alexey	25 MAY 1991	1.86 / 6'1"	72 / 159	Triple Jump
	754	FILIPCHUK Valery	30 JUN 1991	1.80 / 5'11"	66 / 146	20 km Walk
	758	GRIPICH Alexandr	21 SEP 1986	1.74 / 5'9"	68 / 150	Pole Vault
	759	HYUTTE Alexander	29 SEP 1988	1.81 / 5'11"	71 / 157	200m
	760	IDRISOV Mikhail	21 JUN 1988	1.74 / 5'9"	73 / 161	100m
	761	IORDAN Valerii	14 FEB 1992	1.88 / 6'2"	91 / 201	Javelin
	764	KHARLAMOV Vasilyi	8 JAN 1986	1.84 / 6'0"	94 / 207	Decathlon
	769	KOKOEV Valeriy	22 JUL 1988	1.98 / 6'6"	120 / 265	Shot Put
	776	KRASNOSHCHIEKOV Ivan	26 MAR 1987	1.99 / 6'6"	120 / 265	Discus
	777	KRASNOV Vladimir	19 AUG 1990	1.90 / 6'3"	70 / 154	400m
	778	KRIVOV Andrey	14 NOV 1985	1.85 / 6'1"	73 / 161	20 km Walk
	780	KULAGOV Konstantin	14 OCT 1991	1.60 / 5'3"	58 / 128	20 km Walk
	785	LESNOI Alexander	4 JUL 1988	2.00 / 6'7"	120 / 265	Shot Put
	786	LEYMAN Andrey	13 APR 1987	1.78 / 5'10"	67 / 148	Half Marathon
	787	LITVINOV Sergey	27 JAN 1986	1.85 / 6'1"	100 / 220	Hammer
	788	MENKOV Alexander	7 DEC 1990	1.76 / 5'9"	75 / 165	Long Jump

Timing and Results provided by  TISSOT



Entry List by Country

Список заявок по странам

As of SUN 7 JUL 2013

Men

Ctry	Bib	Name	Date of Birth	Height m / ft in	Weight kg / lbs	Event
	789	MINSHIN Ildar	5 FEB 1985	1.72 / 5'8"	63 / 139	3000m Steeplechase
	790	MUDROV Sergey	8 SEP 1990	1.90 / 6'3"	79 / 174	High Jump
	793	NESTEROV Ivan	10 FEB 1985	1.81 / 5'11"	70 / 154	800m
	794	NIKOLAEV Egor	12 FEB 1988	1.76 / 5'9"	66 / 146	1500m
	800	PISHCHALOV Evgeniy	23 FEB 1985	1.77 / 5'10"	64 / 141	Half Marathon
	802	POLYANSKIY Vladimir	29 OCT 1989	1.80 / 5'11"	75 / 165	Long Jump
	803	POZDNIAKOV Anatolii	1 FEB 1987	1.84 / 6'0"	101 / 223	Hammer
	807	REYSBIKH Artur	30 JUN 1990	1.79 / 5'10"	72 / 159	200m
	808	RUZAVIN Andrey	28 MAR 1986	1.76 / 5'9"	65 / 143	20 km Walk
	809	RYBAKOV Anatoly	27 FEB 1985	1.69 / 5'7"	59 / 130	10000m Half Marathon
	810	RYBAKOV Evgeny	27 FEB 1985	1.69 / 5'7"	59 / 130	5000m 10000m
	812	SAFIULLIN Ilgizar	9 DEC 1992	1.91 / 6'3"	70 / 154	3000m Steeplechase
	813	SAFRONOV Andrey	16 DEC 1985	1.70 / 5'7"	60 / 132	5000m
	814	SAMITOV Ruslan	11 JUL 1991	1.84 / 6'0"	80 / 176	Triple Jump
	818	SHABANOV Konstantin	17 NOV 1989	1.83 / 6'0"	78 / 172	110m Hurdles
	819	SHABLYUEV Ivan	17 APR 1988	1.86 / 6'1"	74 / 163	400m Hurdles
	820	SHALAMOV Vyacheslav	8 JUL 1989	1.73 / 5'8"	57 / 126	10000m Half Marathon
	822	SHUBENKOV Sergei	4 OCT 1990	1.90 / 6'3"	90 / 198	110m Hurdles
	823	SIDORCHENKO Gleb	15 MAY 1986	1.95 / 6'5"	115 / 254	Discus
	824	SKOROBOGATKO Alexandr	7 AUG 1994	1.86 / 6'1"	78 / 172	400m Hurdles
	825	SMIRNOV Valentin	13 FEB 1986	1.81 / 5'11"	68 / 150	1500m
	828	STRELKOV Denis	26 OCT 1990	1.85 / 6'1"	75 / 165	20 km Walk
	830	SVIRIDOV Sergey	20 OCT 1990	1.92 / 6'4"	82 / 181	Decathlon
	833	TARABIN Dmitry	29 OCT 1991	1.82 / 6'0"	94 / 207	Javelin
	838	UKHOV Ivan	29 MAR 1986	1.96 / 6'5"	100 / 220	High Jump

Total Athletes 52

RWA - Rwanda

	849	MUGABO Jean Paul	23 MAR 1986	1.82 / 6'0"	59 / 130	5000m 10000m
--	-----	------------------	-------------	-------------	----------	-----------------

Total Athletes 1

SAM - Samoa

	850	ROSE Alexander	17 NOV 1991	1.88 / 6'2"	127 / 280	Shot Put Discus Hammer
--	-----	----------------	-------------	-------------	-----------	------------------------------

Total Athletes 1

SEN - Senegal

	Senegal					4x400m Relay
	855	MBENGUE Ibrahima				
	856	NDIAYE Amadou				
	857	SONKO Moulaye				
	851	DIA Oumar	30 MAY 1986	1.74 / 5'9"	71 / 157	400m 4x400m Relay
	854	GUEYE Mamadou	15 MAR 1986	1.78 / 5'10"	71 / 157	Long Jump Triple Jump
	855	MBENGUE Ibrahima	2 JAN 1991	1.85 / 6'1"	77 / 170	400m
	856	NDIAYE Amadou	6 DEC 1992	1.80 / 5'11"	71 / 157	400m Hurdles

Timing and Results provided by  TISSOT



Entry List by Country

Список заявок по странам

As of SUN 7 JUL 2013

Men

Ctry	Bib	Name	Date of Birth	Height m / ft in	Weight kg / lbs	Event
	857	SONKO Moulaye	1 MAR 1988	1.80 / 5'11"	70 / 154	100m 200m

Total Athletes 5

SIN - Singapore

		Singapore				4x100m Relay
858		BIN Muhammad Amirudin				
859		KANG Calvin				
860		LEE Cheng Wei				
861		LIM Yao Peng				
862		YEO Gary				

Total Athletes 5

SLE - Sierra Leona

		Sierra Leona				4x100m Relay
866		JALLOH Mamadu Lamarana				
867		JALLON Umar Joggo				
873		KANU Alie B				
863		BANGURA Samuel Daniel	12 SEP 1994	1.56 / 5'1"	80 / 176	110m Hurdles
864		BENDU Emmanuel	25 DEC 1995	1.50 / 4'11"	69 / 152	High Jump
865		CONTEH David Tyrese	28 SEP 1992	1.51 / 4'11"	81 / 179	Long Jump
868		KALOKOH Satty	27 JAN 1994	1.61 / 5'3"	85 / 187	400m Hurdles
870		KAMARA Mohamed	8 JUL 1989	1.51 / 4'11"	71 / 157	100m
869		KAMARA Mohamed	8 JUL 1989	1.44 / 4'9"	67 / 148	100m 400m
874		KOROMA Foday	22 JUN 1986	1.52 / 5'0"	81 / 179	High Jump
878		SESAY William	10 MAR 1985	1.50 / 4'11"	73 / 161	Shot Put
879		SHEKA Hawa	3 NOV 1985	1.48 / 4'10"	75 / 165	200m

Total Athletes 12

SLO - Slovenia

883		BRULC Blaz	13 JUN 1992			100m 200m
884		HRIBAR Tadej	1 FEB 1987			Discus
886		KREVS Mitja	26 JUL 1989			1500m

Total Athletes 3

SOM - Somalia

890		BARRE Abdullahi	1 MAR 1993	1.83 / 6'0"	60 / 132	1500m 5000m
-----	--	-----------------	------------	-------------	----------	----------------

Total Athletes 1


SRB - Serbia

891		TODOSIJEVIC Milos	8 MAR 1986			High Jump
-----	--	-------------------	------------	--	--	-----------

Total Athletes 1

SRI - Sri Lanka

		Sri Lanka				4x100m Relay
892		A.M.KAHATAGASPELE GEDARA A				
906		WEERASINGHE Thisara				

Timing and Results provided by  TISSOT



Entry List by Country

Список заявок по странам

As of SUN 7 JUL 2013

Men

Ctry	Bib	Name	Date of Birth	Height m / ft in	Weight kg / lbs	Event
		Sri Lanka				4x400m Relay
	898	HENARATH PATHIRAJAGE N				
	899	HEWA FONSEKAGE Chameera				
	893	AGAMPODI Daham	5 APR 1990	1.72 / 5'8"	72 / 159	100m
						200m
						4x100m Relay
	894	DILANKARA Lahiru	14 MAY 1991	1.74 / 5'9"	58 / 128	4x100m Relay
						Long Jump
	895	DINESH Madushanka	5 NOV 1989	1.68 / 5'6"	55 / 121	400m
						400m Hurdles
						4x400m Relay
	896	ELALASINGAM Jeyaruban	7 APR 1988	1.85 / 6'1"	85 / 187	High Jump
	900	JAYALATH Pradeep	24 OCT 1988	1.74 / 5'9"	58 / 128	Triple Jump
	901	LAMA HEWAGE Malith	23 JAN 1988	1.78 / 5'10"	90 / 198	Javelin
	903	PARADIYA WATHTHALAGE Gayan	14 JUN 1990	1.71 / 5'7"	54 / 119	1500m
						4x400m Relay

Total Athletes 11

SUI - Switzerland

907	BERNI Marcel	5 JUN 1988	1.88 / 6'2"	64 / 141	Half Marathon
911	FURER Tobias	13 AUG 1987	1.84 / 6'0"	79 / 174	110m Hurdles
913	HOCHSTRASSER Jan	23 OCT 1988	1.79 / 5'10"	66 / 146	800m
914	HUSSEIN Kariem	1 APR 1989	1.91 / 6'3"	77 / 170	400m Hurdles
915	KERN Marco	30 JUL 1987	1.81 / 5'11"	64 / 141	3000m Steeplechase

Total Athletes 5

SVK - Slovakia

921	KUCERA Martin	10 MAY 1990	1.93 / 6'4"		400m Hurdles
923	LOMNICKY Marcel	6 JUL 1987	1.77 / 5'10"		Hammer
924	REPCIK Jozef	3 AUG 1986	1.90 / 6'3"		800m
925	TURCANI Roman	28 MAR 1990	1.93 / 6'4"	81 / 179	200m

Total Athletes 4

SWE - Sweden

926	AHWALL Andreas	19 OCT 1989	1.88 / 6'2"	80 / 176	10000m
					Half Marathon
928	AKERSTROM Niclas	20 MAY 1988	1.87 / 6'2"	79 / 174	400m Hurdles
929	BRORSSON Alexander	29 MAY 1990	1.80 / 5'11"	72 / 159	110m Hurdles
930	HANSSON Olof	30 AUG 1986	1.85 / 6'1"	97 / 214	Javelin
932	JOHANSSON Fredrik	20 FEB 1986	1.83 / 6'0"	70 / 154	3000m Steeplechase
933	KARLSTROM Perseus	2 MAY 1990	1.84 / 6'0"	77 / 170	20 km Walk
934	LUNDGREN Daniel	4 JUL 1985	1.81 / 5'11"	65 / 143	3000m Steeplechase
935	NILSSON David	16 APR 1987	1.80 / 5'11"	68 / 150	10000m
					Half Marathon
937	SVENSSON Johan	16 MAY 1989	1.72 / 5'8"	59 / 130	800m
938	THORVALDSSON Jakob	6 FEB 1988	2.06 / 6'9"	90 / 198	High Jump
939	VERA IBANEZ Anatole	14 NOV 1985	1.77 / 5'10"	67 / 148	20 km Walk

Total Athletes 11

Timing and Results provided by  TISSOT



Entry List by Country

Список заявок по странам

As of SUN 7 JUL 2013

Men

Ctry	Bib	Name	Date of Birth	Height m / ft in	Weight kg / lbs	Event
------	-----	------	---------------	---------------------	--------------------	-------

SWZ - Swaziland

940	MATSENJWA	Sibusiso Bruno	2 MAY 1988	1.80 / 5'11"	81 / 179	100m 200m
-----	-----------	----------------	------------	--------------	----------	--------------

Total Athletes 1

TAN - Tanzania

943	ONYANGO	Mashaka Yohana	17 DEC 1985			100m 200m
-----	---------	----------------	-------------	--	--	--------------

Total Athletes 1

THA - Thailand

		Thailand				4x100m Relay
944		CHIMDEE Suppachai				
946		JANKEM Poommanus				
948		MEENAPRA Jirapong				
950		PROMKAEW Aphisit				
951		SATHOENGRAM Jaran				
952		SOWAN Ruttanapon				
944		CHIMDEE Suppachai	5 JAN 1991	1.81 / 5'11"	74 / 163	200m
948		MEENAPRA Jirapong	11 MAY 1993	1.74 / 5'9"	62 / 137	100m
950		PROMKAEW Aphisit	9 FEB 1993	1.80 / 5'11"	76 / 168	100m
951		SATHOENGRAM Jaran	9 FEB 1993	1.61 / 5'3"	60 / 132	200m

Total Athletes 6

TJK - Tajikistan

955	ATABAEV	Davron	6 JUL 1993		60 / 132	100m 200m
956	AZIM	Abdullaev	10 SEP 1994		60 / 132	200m 400m Hurdles
958	HAYDAR	Dalerjoni	21 NOV 1991		65 / 143	800m
959	KURALOV	Farkhod	18 MAR 1993		65 / 143	800m
962	SHAMSIDINOV	Mehrubon	16 NOV 1995		65 / 143	3000m Steeplechase

Total Athletes 5

TKM - Turkmenistan

1004	HOMMADOV	Amanmyrat	28 JAN 1989	1.89 / 6'2"	115 / 254	Hammer
1003	MAMMEDOV	Mergen	24 DEC 1990	1.87 / 6'2"	108 / 238	Hammer

Total Athletes 2

TOG - Togo

963	LAMBONI	Lankantien	31 MAY 1990	1.89 / 6'2"	76 / 168	110m Hurdles 400m Hurdles
-----	---------	------------	-------------	-------------	----------	------------------------------

Total Athletes 1

TPE - Chinese Taipei

965	CHENG	Chao-Tsun	17 OCT 1993	1.82 / 6'0"	88 / 194	Javelin
-----	-------	-----------	-------------	-------------	----------	---------



Entry List by Country

Список заявок по странам

As of SUN 7 JUL 2013

Men

Ctry	Bib	Name	Date of Birth	Height m / ft in	Weight kg / lbs	Event
	967	HUANG Shih-Feng	2 MAR 1992	1.81 / 5'11"	88 / 194	Javelin
	971	LO Yen-Yao	5 SEP 1993	1.84 / 6'0"	77 / 170	100m 200m

Total Athletes 3

TRI - Trinidad and Tobago

	974	BROWNE Kerron	4 FEB 1988	1.95 / 6'5"	91 / 201	Javelin
	975	NOEL Le Sean	24 JUL 1990			100m 200m

Total Athletes 2

TUR - Turkey

	978	ATICI Huseyin	3 MAY 1986	1.86 / 6'1"	120 / 265	Shot Put
	979	AVAN Fatih	1 JAN 1989	1.86 / 6'1"	76 / 168	Javelin
	980	BAYRAM Muzaffer	11 NOV 1990	1.72 / 5'8"	57 / 126	Half Marathon
	981	BIRINCI Serhat	13 MAY 1990	1.87 / 6'2"	66 / 146	High Jump
	982	CAGLAYAN Mehmet	30 JUL 1985	1.83 / 6'0"	66 / 146	Half Marathon
	983	CAN Yavuz	23 FEB 1987	1.82 / 6'0"	70 / 154	400m
	984	DUVAR Hakan	21 AUG 1990	1.80 / 5'11"	63 / 139	3000m Steeplechase
	1089	GULIYEV Ramil	2000			200m
	985	GUNEN Vedat	15 AUG 1989	1.77 / 5'10"	60 / 132	10000m Half Marathon
	986	GUZEL Mehmet	20 AUG 1991	1.78 / 5'10"	68 / 150	400m
	1090	KARACA Askin	2000			Triple Jump
	988	KILIC Halit	1 MAR 1992	1.77 / 5'10"	66 / 146	800m
	989	KOCABEYOGLU Bugrahan	4 JUL 1991	1.86 / 6'1"	75 / 165	4x400m Relay
	990	KOYUNCU Kemal	25 JAN 1985	1.81 / 5'11"	64 / 141	5000m
	992	KULAKSIZ Alper	6 APR 1992	1.86 / 6'1"	76 / 168	Long Jump
	994	PAK Hasan	2 OCT 1989	1.80 / 5'11"	63 / 139	Half Marathon
	997	UGURER Doruk	9 MAR 1994	1.81 / 5'11"	72 / 159	200m

Total Athletes 17

UAE - United Arab Emirates

	1009	LIMOOSA Ali				100m
	1049	ZAMAN Ile Faisal	2000			High Jump

Total Athletes 2

UGA - Uganda

	1012	AKENA Geoffrey	23 DEC 1989		63 / 139	400m 4x400m Relay
	1013	ANYWAR Johnson	18 AUG 1991		76 / 168	200m 4x100m Relay
	1014	BINGI Daniel	2 APR 1990		73 / 161	100m 4x400m Relay
	1016	GIDADUI Herbert	30 JUN 1993		66 / 146	1500m 5000m Half Marathon
	1017	MAKWETA Allan	23 MAR 1990	1.75 / 5'9"	63 / 139	5000m 3000m Steeplechase Half Marathon

Timing and Results provided by  TISSOT



Entry List by Country

Список заявок по странам

As of SUN 7 JUL 2013

Men

Ctry	Bib	Name	Date of Birth	Height m / ft in	Weight kg / lbs	Event
	1018	MWIDU Noah Samuel	13 SEP 1990	1.65 / 5'5"	72 / 159	4x100m Relay
	1020	NJIA Benjamin	19 OCT 1989		61 / 134	5000m 10000m Half Marathon
	1021	ONGOM Richard	26 MAY 1992		81 / 179	200m 4x100m Relay 4x400m Relay
	1025	TUGUMISIRIZE Emmanuel	30 NOV 1988		73 / 161	400m 4x400m Relay
	1026	WANUME Eric	10 APR 1989		72 / 159	100m 4x100m Relay

Total Athletes 10

UKR - Ukraine

1028	BODROV Igor	9 JUL 1987				100m 4x100m Relay
1029	DMYTRENKO Ruslan	22 MAR 1986				20 km Walk
1030	GLAVAN Igor	25 SEP 1990				20 km Walk
1031	KORZH Vitaliy	5 OCT 1987				100m 4x100m Relay
1032	KOVALENKO Nazar	9 FEB 1989				20 km Walk
1033	KUZNIETSOV Viktor	14 JUL 1986				Triple Jump
1034	LOSEV Ivan	26 JAN 1986				20 km Walk
1036	PERESTIUK Ruslan	22 APR 1991				200m 4x100m Relay
1041	PROTSENKO Andrii	20 MAY 1988				High Jump
1045	SMELYK Sergii	19 APR 1987				100m 4x100m Relay

Total Athletes 10

USA - United States of America

		United States Of America				4x100m Relay
1085	ALI Ahmed	15 NOV 1993	1.80 / 5'11"	80 / 176		100m 4x100m Relay
1053	AUSTIN Justin	8 OCT 1989				100m 200m 4x100m Relay
1055	BLAIR Montez	23 OCT 1990				High Jump
1059	KENDRICKS Gavin	7 SEP 1992				Pole Vault
1060	KOVACS Joseph	28 JUN 1989				Shot Put
1067	VICARS Derrick	8 MAY 1989	1.80 / 5'11"			Shot Put Discus
1068	WOEPSE Michael	29 MAY 1991				Pole Vault

Total Athletes 7

VIE - Viet Nam

1071	TRAN Quoc Nhan	16 NOV 1991	1.65 / 5'5"	59 / 130		100m 200m
------	----------------	-------------	-------------	----------	--	--------------

Total Athletes 1



Entry List by Country

Список заявок по странам

As of SUN 7 JUL 2013

Men

Ctry	Bib	Name	Date of Birth	Height m / ft in	Weight kg / lbs	Event
------	-----	------	---------------	---------------------	--------------------	-------

ZAM - Zambia

1074	MWEWA	Goodhope	27 MAY 1988	1.86 / 6'1"	70 / 154	Shot Put
------	-------	----------	-------------	-------------	----------	----------

Total Athletes 1

ZIM - Zimbabwe

1076	CHARANDURA	Nyasha	18 AUG 1987	1.78 / 5'10"	85 / 187	200m
1077	GORIMBO	Munyaradzi	18 NOV 1989	1.67 / 5'6"	64 / 141	5000m
1078	KATUKA	Oscar	18 NOV 1992	1.83 / 6'0"	59 / 130	High Jump
1079	MAKUNERE	Reginald	15 OCT 1990	1.82 / 6'0"	65 / 143	400m
1081	NDLOVU	Vezokuhle	27 OCT 1992	1.86 / 6'1"		200m 400m
1083	TOMAH	Nigel	7 JAN 1991	1.60 / 5'3"	60 / 132	100m
1084	VAMBE	Itayi	3 JUL 1989	1.79 / 5'10"	76 / 168	100m

Total Athletes 7



Entry List by Country

Список заявок по странам

As of SUN 7 JUL 2013

Women

Ctry	Bib	Name	Date of Birth	Height m / ft in	Weight kg / lbs	Event
ALB - Albania						
	3	GEGA Luiza	5 NOV 1988	1.58 / 5'2"	45 / 99	1500m
Total Athletes 1						
ANU - Anguilla						
	4	ROGERS Dee-Ann	13 JAN 1993	1.50 / 4'11"	65 / 143	Heptathlon
Total Athletes 1						
AUS - Australia						
	10	BEAHAN Brianna	1 NOV 1991			100m Hurdles
	13	CURNOW Eliza	3 MAR 1992			1500m
	18	KENNEDY Alix	22 JAN 1992	1.81 / 5'11"	80 / 176	Discus
	20	MCCANN Shannon	20 DEC 1988			100m Hurdles
	21	MCGOWAN Brittany	24 APR 1991			1500m
	22	MULHALL Kimberley	9 JAN 1991			Discus
	24	PENNEY Jessica	21 DEC 1987			4x100m Relay
	25	PETTITT Ellen	13 MAY 1986	1.83 / 6'0"		Long Jump
	26	SARGENT Caitlin	14 JUN 1992			Triple Jump
	27	STANWELL Sophie	8 JUN 1991			400m
	28	STIGWOOD Stephanie	21 OCT 1990			Heptathlon
	29	TALLENT Rachel	20 FEB 1993	1.67 / 5'6"	53 / 117	20 km Walk
Total Athletes 12						
AUT - Austria						
	35	EBERL Elisabeth	25 MAR 1988	1.70 / 5'7"	63 / 139	Javelin
Total Athletes 1						
AZE - Azerbaijan						
	40	BALYANINA Valeriya	13 SEP 1989			100m
Total Athletes 1						
BAN - Bangladesh						
	43	IVA Ishrat Zahan	22 JUL 1992			100m 200m
Total Athletes 1						
BAR - Barbados						
	1201	GREENIDGE Sade Mariah	14 OCT 1993			100m Hurdles
Total Athletes 1						
BEL - Belgium						
	45	DAUWENS Axelle	1 DEC 1990	1.71 / 5'7"	60 / 132	400m Hurdles
	47	HENRY Chloe	5 MAR 1987	1.70 / 5'7"	59 / 130	Pole Vault

Timing and Results provided by  **TISSOT**



Entry List by Country

Список заявок по странам

As of SUN 7 JUL 2013

Women

Ctry	Bib	Name	Date of Birth	Height m / ft in	Weight kg / lbs	Event
	48	SMETS Fanny	21 APR 1986	1.73 / 5'8"	59 / 130	Pole Vault
Total Athletes 3						
BER - Bermuda						
	51	BEAN Taylor-Ashley	2 SEP 1993			800m 1500m
	53	OUTERBRIDGE Allison	18 FEB 1992			Triple Jump
Total Athletes 2						
BLR - Belarus						
	55	DRABENIA Hanna	15 AUG 1987	1.52 / 5'0"	46 / 101	20 km Walk
	56	DUBITSKAYA Aliona	25 JAN 1990	1.82 / 6'0"	77 / 170	Shot Put
	58	KASTROVA Alina	2 MAR 1990	1.81 / 5'11"	79 / 174	Hammer
	60	MAZURONAK Volha	14 APR 1989	1.66 / 5'5"	48 / 106	Half Marathon
	62	TALAY Alina	14 MAY 1989	1.64 / 5'5"	57 / 126	100m Hurdles
Total Athletes 5						
BOT - Botswana						
	65	BABOLAI Oarabile	8 MAR 1992	1.65 / 5'5"		400m Hurdles
	71	MASHILA Lydia Casey	22 JUN 1990	1.72 / 5'8"		400m
Total Athletes 2						
BRA - Brazil						
	78	MARTINS Eliane	26 MAY 1986			Long Jump
Total Athletes 1						
BUR - Burkina Faso						
	80	NIKIEMA Ramata	16 FEB 1990	1.63 / 5'4"		400m Hurdles
Total Athletes 1						
CAF - Central African Republic						
	82	MANDABA Elisabeth Victoire	7 JUN 1989	1.39 / 4'7"	53 / 117	400m 800m
Total Athletes 1						
CAN - Canada						
		Canada				4x100m Relay
	88	BINGHAM Khamica				
	96	DAVIS Shai-Anne G K				
	105	HYACINTHE Kimberly				
	117	NETTEY Christabel Sarkor				
		Canada				4x400m Relay
	92	BROWN Alicia Christina				
	115	MONTCALM Noelle				
	129	SMITH Jessica Lorene				
	134	WELLS Sarah-Lynn				



Entry List by Country

Список заявок по странам

As of SUN 7 JUL 2013

Women

Ctry	Bib	Name	Date of Birth	Height m / ft in	Weight kg / lbs	Event
	87	BERGEVIN Lindsey	14 JAN 1989	1.68 / 5'6"	61 / 134	Pole Vault
	88	BINGHAM Khamica	15 JUN 1994	1.60 / 5'3"	58 / 128	100m
	89	BONE Robin Arlene	13 FEB 1994	1.72 / 5'8"	54 / 119	Pole Vault
	92	BROWN Alicia Christina	21 JAN 1990	1.65 / 5'5"	58 / 128	400m
	94	CHIN Rayann Valerie	3 APR 1993	1.83 / 6'0"	128 / 282	Discus
	95	CROFTS Helen Joan	28 MAY 1990	1.78 / 5'10"	59 / 130	800m
	96	DAVIS Shai-Anne G K	4 DEC 1993	1.67 / 5'6"	59 / 130	100m 200m
	100	FURLAN Jessica Quinn Avery	15 MAR 1990	1.65 / 5'5"	54 / 119	3000m Steeplechase
	102	GROENEWOUD Chantelle Ann	3 MAR 1989	1.72 / 5'8"	57 / 126	3000m Steeplechase
	105	HYACINTHE Kimberly	28 MAR 1989	1.79 / 5'10"	61 / 134	200m
	106	JOHNS Rhiannon Ellen Joan	11 JUN 1990	1.65 / 5'5"	108 / 238	10000m
	107	KIMOTO Emma Fumie	31 JUL 1991	1.75 / 5'9"	59 / 130	High Jump
	108	LABONTE Julie	12 JAN 1990	1.82 / 6'0"	90 / 198	Shot Put
	109	LALONDE Genevieve Lynn	5 SEP 1991	1.74 / 5'9"	56 / 123	1500m
	110	LEBLANC Annie	29 APR 1992	1.70 / 5'7"	57 / 126	1500m
	114	MCINTOSH Rachael Dawn	17 JAN 1991	1.74 / 5'9"	62 / 137	Heptathlon
	115	MONTCALM Noelle	3 APR 1988	1.68 / 5'6"	53 / 117	400m Hurdles
	117	NETTEY Christabel Sarkor	2 JUN 1991	1.62 / 5'4"	59 / 130	Long Jump
	118	NETTEY Sabrina Eden Saaku	2 JAN 1990	1.68 / 5'6"	61 / 134	Long Jump
	122	OBROCHTA Kristin Halina	1 JAN 1989	1.75 / 5'9"	84 / 185	Hammer
	129	SMITH Jessica Lorene	11 OCT 1989	1.72 / 5'8"	54 / 119	800m
	131	THEOPHILLE Michelle Marie	27 FEB 1991	1.82 / 6'0"	98 / 216	High Jump
	133	WEIR Jillian Lydia Ann	9 FEB 1993	1.77 / 5'10"	78 / 172	Hammer
	134	WELLS Sarah-Lynn	10 NOV 1989	1.63 / 5'4"	56 / 123	400m Hurdles
	135	WHALEN Chelsea	18 OCT 1992	1.82 / 6'0"	98 / 216	Shot Put

Total Athletes 25

CGO - Congo

141	BOUELE BONDO Marcelle Cecilia	7 JAN 1993	1.72 / 5'8"	60 / 132	Long Jump
-----	-------------------------------	------------	-------------	----------	-----------

Total Athletes 1


CHI - Chile

148	DUCO Natalia	31 JAN 1989	1.82 / 6'0"	100 / 220	Shot Put
149	ERRAZURIZ Javiera	5 JUN 1990	1.75 / 5'9"	62 / 137	400m Hurdles
151	GALLARDO Ivana	20 MAR 1993	1.62 / 5'4"	78 / 172	Shot Put Discus
157	RIOS Maria Paz	13 OCT 1989	1.70 / 5'7"	65 / 143	Javelin

Total Athletes 4

CHN - P.R. China

160	GAO Ni	14 SEP 1991	1.65 / 5'5"	54 / 119	20 km Walk
161	GONG Lihua	10 MAY 1993	1.60 / 5'3"	50 / 110	5000m Half Marathon
167	LIU Xiangrong	6 JUN 1988	1.84 / 6'0"	104 / 229	Shot Put
169	MEI Ying	14 SEP 1994	1.60 / 5'3"	44 / 97	Half Marathon
172	SUN Lamei	4 JAN 1991	1.67 / 5'6"	55 / 121	10000m Half Marathon
173	SUN Minjing	22 APR 1988	1.70 / 5'7"	60 / 132	100m Hurdles
174	WANG Lu	22 DEC 1991	1.78 / 5'10"	83 / 183	Hammer
177	YANG Mingxia	13 JAN 1990	1.60 / 5'3"	45 / 99	20 km Walk
180	ZHANG Xin	17 AUG 1989	1.65 / 5'5"	50 / 110	20 km Walk

Timing and Results provided by  **TISSOT**



Entry List by Country

Список заявок по странам

As of SUN 7 JUL 2013

Women

Ctry	Bib	Name	Date of Birth	Height m / ft in	Weight kg / lbs	Event
	182	ZHOU Jing	24 JUN 1994	1.65 / 5'5"	46 / 101	5000m
	183	ZHOU Tongmei	4 APR 1988	1.62 / 5'4"	53 / 117	Half Marathon 20 km Walk

Total Athletes 11

CIV - Côte d'Ivoire

	190	TA LOU Gonezie Marie-Josee	18 NOV 1988	1.59 / 5'3"	57 / 126	100m 200m
--	-----	----------------------------	-------------	-------------	----------	--------------

Total Athletes 1

CMR - Cameroon

	192	FANNY LAURE Appes Ekanga	9 JUN 1989			100m 200m
--	-----	--------------------------	------------	--	--	--------------

Total Athletes 1

COD - DR Congo

	193	MPIANA KONDE Marina	6 APR 1993	1.60 / 5'3"	48 / 106	100m 200m Long Jump
	194	NTUMBA NZEMBELE Kellyane	12 JUN 1989	1.69 / 5'7"	64 / 141	100m 200m Shot Put Javelin

Total Athletes 2

COL - Colombia

	197	BETANCOURTH Irma Jhuliet	27 APR 1987	1.75 / 5'9"	62 / 137	Long Jump Triple Jump
	202	VEGA Cindy Paola	11 MAY 1991	1.70 / 5'7"	60 / 132	High Jump Long Jump

Total Athletes 2

CRC - Costa Rica


	204	BERMUDEZ Desire	26 JUL 1990	1.67 / 5'6"	60 / 132	400m
	205	PORRAS Ana	21 SEP 1991	1.70 / 5'7"	63 / 139	Heptathlon

Total Athletes 2

CZE - Czech Republic

	208	BARTONICKOVA Jitka	22 DEC 1985	1.75 / 5'9"	57 / 126	400m
	209	CACHOVA Katerina	26 FEB 1990	1.73 / 5'8"	62 / 137	Heptathlon
	210	CAPKOVA Tereza	24 JUL 1987	1.62 / 5'4"	53 / 117	1500m
	213	KLUCINOVA Eliska	14 APR 1988	1.78 / 5'10"	69 / 152	Heptathlon
	214	KRALOVA Tereza	22 OCT 1989	1.75 / 5'9"	85 / 187	Hammer
	215	KRCHOVA Eva	10 SEP 1989	1.87 / 6'2"	72 / 159	3000m Steeplechase
	216	MALACOVA Romana	15 MAY 1987	1.64 / 5'5"	56 / 123	Pole Vault
	220	PELANTOVA Lucie	7 MAY 1986	1.69 / 5'7"	58 / 128	20 km Walk

Total Athletes 8

Timing and Results provided by  TISSOT



Entry List by Country

Список заявок по странам

As of SUN 7 JUL 2013

Women

Ctry	Bib	Name	Date of Birth	Height m / ft in	Weight kg / lbs	Event
DEN - Denmark						
	222	GLAD Simone	12 AUG 1990	1.61 / 5'3"	51 / 112	5000m 3000m Steeplechase
Total Athletes 1						
ECU - Ecuador						
	229	PEREZ Paola	21 DEC 1989	1.45 / 4'9"	45 / 99	20 km Walk
Total Athletes 1						
EGY - Egypt						
	232	ELKASAPY Fadya	24 MAR 1994			Shot Put
	233	IBRAHIM Basant	30 SEP 1993			High Jump
	234	IBRAHIM Rana	9 JUL 1992			Hammer
Total Athletes 3						
ESP - Spain						
	237	BOKESA ABIA Auri Lorena	14 DEC 1988	1.82 / 6'0"	63 / 139	400m
	238	GINES SANCHEZ Laura	11 JUN 1986	1.76 / 5'9"	66 / 146	Heptathlon
	239	JOVER PEREZ Maria Del Mar	21 APR 1988	1.62 / 5'4"	49 / 108	Long Jump
	242	PEREIRA DA PONTE Solange	12 DEC 1989	1.68 / 5'6"	48 / 106	1500m
Total Athletes 4						
EST - Estonia						
	245	EERME Triin	5 AUG 1990	1.83 / 6'0"	69 / 152	Long Jump
	246	ILJUSHTSHENKO Anna	12 OCT 1985	1.68 / 5'6"	48 / 106	High Jump
	247	KALEV Maarja	14 OCT 1990	1.57 / 5'2"	49 / 108	100m
	248	KALLAS Kulli	15 APR 1991	1.68 / 5'6"	55 / 121	200m
	252	KLAUP Mari	27 FEB 1990	1.80 / 5'11"	59 / 130	Heptathlon
	256	MAASIK Laura	5 OCT 1993	1.69 / 5'7"	55 / 121	Long Jump
	258	MAKAROVA Anna	9 MAR 1986	1.83 / 6'0"	70 / 154	Triple Jump
	259	MATEITSHUK Jevgenia	12 JUL 1989	1.64 / 5'5"	50 / 110	800m
	260	MEIER Helin	20 APR 1992	1.71 / 5'7"	55 / 121	400m
	263	SAKKARIAS Annika	21 AUG 1991	1.75 / 5'9"	62 / 137	200m 400m Hurdles
	265	TIKK Tiina	29 NOV 1990	1.65 / 5'5"	56 / 123	Pole Vault
	266	TONNE Grete	6 JAN 1990	1.67 / 5'6"	53 / 117	10000m
	267	VAHER Lembi	11 FEB 1987	1.73 / 5'8"	58 / 128	Pole Vault
Total Athletes 13						
ETH - Ethiopia						
	276	WONDEM Demeku Akalu	5 OCT 1992	1.64 / 5'5"	47 / 104	5000m
Total Athletes 1						
FIJ - Fiji						
	277	TUIVANUAVOU Milika	8 AUG 1990	1.72 / 5'8"	70 / 154	Triple Jump
Total Athletes 1						



Entry List by Country

Список заявок по странам

As of SUN 7 JUL 2013

Women

Ctry	Bib	Name	Date of Birth	Height m / ft in	Weight kg / lbs	Event
FIN - Finland						
	279	ERIKSSON Sandra	4 JUN 1989	1.63 / 5'4"	46 / 101	3000m Steeplechase
	282	HIRVONEN Katri	25 JUN 1990	1.78 / 5'10"	97 / 214	Discus
	283	KAMARAINEN Sanna	8 FEB 1986	1.83 / 6'0"	84 / 185	Discus
	287	LATVALA Hanna-Maari	30 OCT 1987	1.70 / 5'7"	58 / 128	100m 200m
	289	LEINONEN Elisa	27 JAN 1987	1.65 / 5'5"	64 / 141	100m Hurdles
	292	SALMELA Johanna	6 NOV 1990	1.70 / 5'7"	80 / 176	Hammer
	296	SMOLANDER Elina	11 OCT 1989	1.85 / 6'1"	60 / 132	High Jump
	299	TORRO Elina	22 JUL 1986	1.66 / 5'5"	54 / 119	Triple Jump
Total Athletes 8						
GBS - Guinea-Bissau						
	307	VAZ MARTINS Jacira	8 FEB 1995			100m 200m
Total Athletes 1						
GER - Germany						
	308	ACHKINADZE Ksenia	14 JAN 1989	1.74 / 5'9"	60 / 132	Long Jump
	310	BAUER Katharina Yvonne	12 JUN 1990	1.78 / 5'10"	68 / 150	Pole Vault
	317	KESSELRING Anne	4 DEC 1989	1.69 / 5'7"	56 / 123	800m
	318	KLEEBOEG Sophie	30 MAY 1990	1.82 / 6'0"	90 / 198	Shot Put
	319	KLOPSCH Christiane Bettina	21 AUG 1990			400m Hurdles
	322	SCHULTZE Martina	12 SEP 1990	1.77 / 5'10"	62 / 137	Pole Vault
	323	WEITZEL Michelle	18 JUN 1987	1.80 / 5'11"	65 / 143	Long Jump
Total Athletes 7						
GHA - Ghana						
		Ghana				4x100m Relay
	325	ABUBAKARI Asana				200m
	330	ANSAH Emma Esi				5000m
	335	DZAMESI Abigail				100m
	339	SAGOE Adelaide				4x100m Relay
	325	ABUBAKARI Asana	31 MAR 1991	1.73 / 5'8"		200m
	327	ADWUBI Esther	15 AUG 1987	1.55 / 5'1"	51 / 112	1500m
	334	DUPEH Bless	14 DEC 1992	1.65 / 5'5"	52 / 115	100m
	335	DZAMESI Abigail	20 OCT 1992	1.55 / 5'1"	53 / 117	100m
Total Athletes 6						
GRE - Greece						
	342	LEDAKI Stella-Iro	18 JUL 1988	1.70 / 5'7"		Pole Vault
	343	STERGIOU Antonia	7 JUL 1985	1.80 / 5'11"		High Jump
	344	ZAPOUNIDOU Despoina	5 OCT 1985	1.68 / 5'6"		20 km Walk
Total Athletes 3						



Entry List by Country

Список заявок по странам

As of SUN 7 JUL 2013

Women

Ctry	Bib	Name	Date of Birth	Height m / ft in	Weight kg / lbs	Event
HKG - Hong Kong, China						
	346	CHING Siu Nga	11 FEB 1987	1.67 / 5'6"	50 / 110	20 km Walk
	347	FUNG Wai Yee	28 MAR 1994	1.73 / 5'8"	56 / 123	High Jump
Total Athletes 2						
HUN - Hungary						
	352	MARTON Anita	15 JAN 1989	1.72 / 5'8"	89 / 196	Shot Put
	353	OZORAI Jenny Zsuzsanna	3 DEC 1990	1.64 / 5'5"	71 / 157	Hammer
	354	SZABO Barbara	17 FEB 1990	1.73 / 5'8"	58 / 128	High Jump
	355	ZSIVOCZKY-FARKAS Gyorgyi	13 FEB 1985	1.70 / 5'7"	60 / 132	Heptathlon
Total Athletes 4						
INA - Indonesia						
	358	LONDA Maria Natalia	29 OCT 1990			Long Jump
	359	SATRIANI Lusiana	6 SEP 1991			100m 100m Hurdles
Total Athletes 2						
IND - India						
	368	KAUSHLYA DEVI No	16 MAR 1992	1.66 / 5'5"	55 / 121	Long Jump
	369	MUTTIYILTHODI DEVADAS Thara	4 MAR 1994	1.60 / 5'3"	44 / 97	10000m
	370	NELICKAL VARKEY Sheena	22 NOV 1992			Triple Jump
	374	RAGHAVAN Anu	20 APR 1993			400m Hurdles
	375	RAUT Monika Fulchand	28 JUN 1990	1.57 / 5'2"	45 / 99	Half Marathon
	376	ROY Himashree	15 MAR 1995	1.62 / 5'4"	52 / 115	100m 200m 5000m
	378	VARADE Pooja Ramesh	15 JUL 1994	1.57 / 5'2"	42 / 93	
Total Athletes 7						
IRL - Ireland						
	380	BARR Jessie	24 JUL 1989	1.78 / 5'10"	60 / 132	400m Hurdles
	382	EVERARD Ciara	10 JUL 1990	1.69 / 5'7"	54 / 119	800m
	383	FINN Michelle	16 DEC 1989			3000m Steeplechase
	384	FOSTER Amy	2 OCT 1988	1.65 / 5'5"	55 / 121	100m 200m
	386	REYNOLDS Laura	20 JAN 1989	1.73 / 5'8"	57 / 126	20 km Walk
	387	TARPLEE Claire	22 SEP 1988	1.77 / 5'10"	57 / 126	1500m
	388	WHELAN Niamh	26 JUL 1990	1.56 / 5'1"	52 / 115	200m
Total Athletes 7						
ISR - Israel						
	391	BARENI Shahaf Yahel	9 APR 1990			High Jump
	392	FURMAN Maayan	9 NOV 1986	1.84 / 6'0"	62 / 137	High Jump
Total Athletes 2						



Entry List by Country

Список заявок по странам

As of SUN 7 JUL 2013

Women

Ctry	Bib	Name	Date of Birth	Height m / ft in	Weight kg / lbs	Event
------	-----	------	---------------	---------------------	--------------------	-------

ISV - Virgin Islands, U.S.

395	BARNARD	Ninfa	18 DEC 1990		125 / 276	800m
-----	---------	-------	-------------	--	-----------	------

Total Athletes 1

ITA - Italy

402	AUDREY	Alloh	21 JUL 1987	1.71 / 5'7"	58 / 128	100m
403	BENECCHI	Giorgia	9 JUL 1989	1.62 / 5'4"	57 / 126	Pole Vault
404	BONFANTI	Elena Maria	9 JUL 1988	1.72 / 5'8"	58 / 128	400m
409	MAGNANI	Margherita	26 FEB 1987	1.60 / 5'3"	45 / 99	1500m
411	MARIANI	Micaela	11 FEB 1988	1.67 / 5'6"	79 / 174	Hammer

Total Athletes 5

JAM - Jamaica

415	LEROY	Anastasia	11 SEP 1987			200m 400m
418	THOMAS	Shaneika	2 FEB 1992			Triple Jump
420	WILLIAMS	Danielle	14 SEP 1992			100m Hurdles

Total Athletes 3

JPN - Japan

431	MAEDA	Hiroi	1 JUN 1991	1.61 / 5'3"	48 / 106	20 km Walk
432	MITSUMI	Ayako	17 JAN 1992	1.57 / 5'2"	44 / 97	Half Marathon
436	OKUNO	Yukiko	12 SEP 1992	1.53 / 5'0"	43 / 95	Half Marathon
439	SHOJI	Mai	9 DEC 1993		43 / 95	5000m 10000m
440	SUZUKI	Ayuko	8 OCT 1991	1.54 / 5'1"	38 / 84	5000m 10000m
441	SUZUKI	Hitomi	5 MAY 1992	1.60 / 5'3"	38 / 84	Half Marathon
442	TAKAHASHI	Ayumi	31 AUG 1989	1.75 / 5'9"	98 / 216	Discus
445	TSUDA	Mai	21 FEB 1993	1.65 / 5'5"	47 / 104	10000m
447	UENO	Yasuka	16 JAN 1992	1.61 / 5'3"	44 / 97	Half Marathon

Total Athletes 9

KAZ - Kazakhstan

461	EKTOVA	Ekaterina	30 AUG 1992	1.70 / 5'7"	55 / 121	Triple Jump
462	EKTOVA	Irina	8 JAN 1987	1.72 / 5'8"	65 / 143	Triple Jump
464	IVONINSKAYA	Natalya	22 FEB 1985	1.71 / 5'7"	66 / 146	100m Hurdles
467	KOZHAKHMETOVA	Aiman	23 APR 1991	1.70 / 5'7"	65 / 143	20 km Walk
469	MOSSEYEVA	Bazhena	28 NOV 1990	1.67 / 5'6"	56 / 123	100m Hurdles
470	MUKASHEVA	Margarita	4 JAN 1986	1.68 / 5'6"	52 / 115	800m
472	ROMANOVA	Alexandra	26 DEC 1990	1.70 / 5'7"	58 / 128	400m Hurdles
473	SAFRONOVA	Olga	5 NOV 1991	1.67 / 5'6"	59 / 130	100m 200m

Total Athletes 8



Entry List by Country

Список заявок по странам

As of SUN 7 JUL 2013

Women

Ctry	Bib	Name	Date of Birth	Height m / ft in	Weight kg / lbs	Event
------	-----	------	---------------	---------------------	--------------------	-------

KOR - Republic of Korea

488	JEONG	Yeonjin	25 MAR 1992	1.68 / 5'6"	55 / 121	Heptathlon
489	KANG	Da-Seul	5 OCT 1992	1.68 / 5'6"	51 / 112	100m 200m

Total Athletes 2

LAT - Latvia

494	BORTASCENOKA	Ildze	12 APR 1987	1.74 / 5'9"		Pole Vault
500	GRIVA	Gundega	7 APR 1991	1.80 / 5'11"	67 / 148	Javelin
501	GRIVA	Mara	4 AUG 1989			Long Jump Triple Jump
502	IKAUNIECE	Laura	31 MAY 1992	1.79 / 5'10"	62 / 137	Heptathlon
506	NAGLE	Inese	2 DEC 1988	1.73 / 5'8"		400m 400m Hurdles
507	ONUZANE	Madara	7 JUN 1989			High Jump

Total Athletes 6

LES - Lesotho

512	MAFATA	Moleboheng	3 MAR 1985	1.54 / 5'1"	45 / 99	800m 1500m 5000m
-----	--------	------------	------------	-------------	---------	------------------------

Total Athletes 1

LTU - Lithuania

Lithuania						4x100m Relay
518	ANDRIJAUSKAITE	Lina				
525	GRINCIKAITE	Lina				
536	TAMOSAITYTE	Sonata				
518	ANDRIJAUSKAITE	Lina	29 MAY 1987	1.75 / 5'9"	62 / 137	Long Jump
520	BALCIUNAITE	Egle	31 OCT 1988	1.76 / 5'9"	62 / 137	800m
525	GRINCIKAITE	Lina	3 MAY 1987	1.67 / 5'6"	63 / 139	100m
528	PILIUSINA	Natalja	22 OCT 1990	1.70 / 5'7"	60 / 132	800m 1500m
532	SCIUKAUSKAITE	Ieva	3 FEB 1990	1.82 / 6'0"	72 / 159	Javelin
534	STAIUNAITE	Egle	30 SEP 1988	1.75 / 5'9"	65 / 143	400m Hurdles 4x100m Relay
536	TAMOSAITYTE	Sonata	26 JUN 1987	1.72 / 5'8"	58 / 128	100m Hurdles
538	ZUSINAITE	Vaida	13 JAN 1988	1.67 / 5'6"	49 / 108	3000m Steeplechase

Total Athletes 8

LUX - Luxembourg

546	NOBILI	Martine	20 SEP 1985	1.68 / 5'6"	53 / 117	800m
-----	--------	---------	-------------	-------------	----------	------

Total Athletes 1

MAC - Macau, China

549	IAO	Si Teng	2 JAN 1994	1.53 / 5'0"	47 / 104	400m 800m
-----	-----	---------	------------	-------------	----------	--------------



Entry List by Country

Список заявок по странам

As of SUN 7 JUL 2013

Women

Ctry	Bib	Name	Date of Birth	Height m / ft in	Weight kg / lbs	Event
	550	IO In Chi	11 JAN 1991	1.59 / 5'3"	48 / 106	100m
	552	LEONG Ka Man	7 JAN 1990	1.61 / 5'3"	50 / 110	200m 400m

Total Athletes 3

MAS - Malaysia

556	NAFIAH Noor Amira Binti	16 JUL 1989	1.65 / 5'5"	57 / 126	Triple Jump
557	RAJA AZHAR Raja Nursheena	7 JUL 1991	1.60 / 5'3"	50 / 110	100m Hurdles
561	ZULKIFLI Zaidatul Husna Binti	20 AUG 1993	1.56 / 5'1"	41 / 90	100m 200m

Total Athletes 3

MDA - Moldova

562	COJUHARI Olesea	29 MAR 1990	1.70 / 5'7"	58 / 128	200m 400m
565	MARGHIEVA Zalina	5 FEB 1988			Hammer
566	ZAPOROJAN Olga	13 DEC 1987			800m

Total Athletes 3

MEX - Mexico

567	AYALA Fabiola Elizabeth	31 DEC 1986	1.75 / 5'9"	56 / 123	High Jump
572	GUEVARA Cristina	12 DEC 1987			1500m
576	PRIETO CASTAEDA Sara Mercedes	29 MAR 1989			Half Marathon
577	RANGEL Ivonne Alitzel	24 AUG 1993			Triple Jump
580	SILVA MIRANDA Lizbet	30 SEP 1989			20 km Walk

Total Athletes 5

MGL - Mongolia

583	CHULUUNKHUU Shinetsetseg	15 OCT 1987	1.67 / 5'6"	60 / 132	1500m 5000m
-----	--------------------------	-------------	-------------	----------	----------------

Total Athletes 1

MLI - Mali

588	DIAKITE Doussou	5 JUN 1991	1.68 / 5'6"	53 / 117	High Jump Long Jump
-----	-----------------	------------	-------------	----------	------------------------

Total Athletes 1

MLT - Malta

592	SARE Rebecca	25 JUN 1991	1.56 / 5'1"	51 / 112	Long Jump Triple Jump
-----	--------------	-------------	-------------	----------	--------------------------

Total Athletes 1

NAM - Namibia

593	ENGELBRECHT Charlene	1 MAY 1993	1.79 / 5'10"	95 / 209	Shot Put Discus
-----	----------------------	------------	--------------	----------	--------------------

Timing and Results provided by  TISSOT



Entry List by Country

Список заявок по странам

As of SUN 7 JUL 2013

Women

Ctry	Bib	Name	Date of Birth	Height m / ft in	Weight kg / lbs	Event
	594	KRUGER Corlia	14 SEP 1992	1.72 / 5'8"	58 / 128	200m 800m 100m Hurdles High Jump Long Jump Shot Put Javelin Heptathlon

Total Athletes 2

NGR - Nigeria

608	GEORGE	Patience Okon	25 NOV 1991			400m
609	GEORGE	Regina Nneka	17 FEB 1991			400m
610	KALU	Stephanie Chigozirim	5 AUG 1993			100m 200m
612	NDU	Ugonna Stephanie	27 JUN 1991			100m Hurdles
614	TALABI	Omotayo Oluwagbemisola	11 AUG 1992	1.80 / 5'11"		Shot Put
615	UKO	Peace Alphonsus	26 DEC 1995			100m

Total Athletes 6

NIG - Niger

616	ISSA SEYNI	Aissa	22 MAY 1994	1.75 / 5'9"		100m Long Jump
-----	------------	-------	-------------	-------------	--	-------------------

Total Athletes 1

NOR - Norway


618	AALTVEDT	Marthe	15 FEB 1989		67 / 148	Javelin
619	AKINYEMI	Folake	31 MAR 1990	1.74 / 5'9"	64 / 141	100m 200m
621	DISSERUD	Silje Nordahl	31 MAY 1991	1.80 / 5'11"	80 / 176	Shot Put
622	FILLINGSNES	Ida	30 JUN 1990	1.66 / 5'5"	57 / 126	800m
626	MARCUSSEN	Ida	1 NOV 1987	1.73 / 5'8"	63 / 139	Heptathlon
627	MYRMEL	Lene Secher	18 MAY 1986	1.63 / 5'4"	54 / 119	Heptathlon
629	OERVING	Tale	17 MAR 1989	1.74 / 5'9"	60 / 132	100m Hurdles
630	OESTHUS	Ida Beate Oeyen	15 MAY 1987	1.67 / 5'6"	54 / 119	Pole Vault
634	SLETTUM	Elisabeth	31 AUG 1986	1.86 / 6'1"	75 / 165	200m
635	TOMB	Stine Meland	27 AUG 1986	1.70 / 5'7"	62 / 137	400m Hurdles
636	VIKAN	Linn	27 MAY 1991	1.76 / 5'9"	58 / 128	High Jump

Total Athletes 11

NZL - New Zealand

637	GREENE	Becky	26 DEC 1993			1500m
638	KEENAN	Terina	29 SEP 1990			Shot Put Discus
639	LAMB	Liz	12 MAY 1991			High Jump
640	MORRISON	Fiona	24 OCT 1988			100m Hurdles
642	RATCLIFFE	Julia	14 JUL 1993			Hammer
643	SMIT	Angie	16 AUG 1991			800m 1500m
644	SUTHERLAND	Emma	14 JAN 1993	1.80 / 5'11"	69 / 152	High Jump

Total Athletes 7

Timing and Results provided by  **TISSOT**



Entry List by Country

Список заявок по странам

As of SUN 7 JUL 2013

Women

Ctry	Bib	Name	Date of Birth	Height m / ft in	Weight kg / lbs	Event
PAK - Pakistan						
	648	KAUSAR Nighat	17 AUG 1990			Triple Jump
	650	RAZIA Razia	20 JUN 1991			Heptathlon
Total Athletes 2						
PAN - Panama						
	653	RIOS MILLER Kashani Isamara	7 FEB 1991	1.62 / 5'4"	60 / 132	High Jump
Total Athletes 1						
PLE - Palestine						
	654	SAWALHA Woroud	3 NOV 1991	1.65 / 5'5"	49 / 108	800m
Total Athletes 1						
POL - Poland						
		Poland				4x100m Relay
	668	POPOWICZ Marika				
	672	WEDLER Weronika				
						4x400m Relay
	668	POPOWICZ Marika				
	672	WEDLER Weronika				
	656	BEDNAREK Agata	28 JUN 1988	1.75 / 5'9"	59 / 130	400m
	657	BRONIATOWSKA Katarzyna	22 FEB 1990	1.67 / 5'6"	52 / 115	4x400m Relay 1500m
	661	JAGACIAK Anna	10 FEB 1990	1.77 / 5'10"	59 / 130	4x400m Relay Long Jump Triple Jump
	662	KASPRZYCKA Justyna	20 AUG 1987	1.83 / 6'0"	61 / 134	High Jump
	1052	KOLDEJ Malgorzata				4x100m Relay
	665	LINKIEWICZ Joanna	2 MAY 1990	1.68 / 5'6"	54 / 119	400m Hurdles 4x400m Relay
	668	POPOWICZ Marika	28 APR 1988	1.64 / 5'5"	54 / 119	100m
	1051	PTAK Ewelina	20 MAR 1987	1.65 / 5'5"	55 / 121	200m 4x100m Relay
	669	STEPANIUK Kamila	22 MAR 1986	1.83 / 6'0"	66 / 146	High Jump
	671	URBANIK Danuta	24 DEC 1989	1.67 / 5'6"	50 / 110	800m
	672	WEDLER Weronika	17 JUL 1989	1.74 / 5'9"	59 / 130	4x400m Relay 100m
Total Athletes 11						
POR - Portugal						
	680	ROCHA Carla Salome	25 APR 1990	1.58 / 5'2"		5000m 10000m
	681	TAVARES Sonia	21 MAR 1986		55 / 121	100m 200m
Total Athletes 2						



Entry List by Country

Список заявок по странам

As of SUN 7 JUL 2013

Women

Ctry	Bib	Name	Date of Birth	Height m / ft in	Weight kg / lbs	Event
ROU - Romania						
	688	BIRCA Roxana Elisabeta	22 JUN 1988	1.67 / 5'6"	46 / 101	5000m
	689	BUJIN Cristina Ioana	12 APR 1988	1.72 / 5'8"	56 / 123	Triple Jump
	692	DEIAC Cornelia Ioana	20 MAR 1988	1.71 / 5'7"	56 / 123	Long Jump
	693	FRUMUZ Cristina Alexandra	19 FEB 1988	1.60 / 5'3"	46 / 101	5000m Half Marathon
	696	NAGY Judit	14 SEP 1989	1.71 / 5'7"	63 / 139	Heptathlon
	697	OGRAZEANU Andreea Luiza	24 MAR 1990	1.79 / 5'10"	63 / 139	100m 200m
	698	PERIE Bianca Florentina	1 JUN 1990	1.70 / 5'7"	75 / 165	Hammer
	1048	PIERDEVARA Florina	29 MAR 1990			1500m
	699	SANDU Cristina Mihaela	4 MAR 1990	1.73 / 5'8"	59 / 130	Long Jump
	700	TOMA Carmen Cristina	28 MAR 1989	1.76 / 5'9"	52 / 115	Triple Jump
Total Athletes 10						
RSA - South Africa						
	709	EBERSOHN Anneri	9 AUG 1990	1.67 / 5'6"	55 / 121	400m Hurdles 4x400m Relay
	711	ERWEE Bianca	4 MAR 1990	1.74 / 5'9"	57 / 126	Heptathlon
	718	NGWENYA Thembeka	2 AUG 1988	1.55 / 5'1"	50 / 110	Half Marathon
	719	NIENABER Arista	2000			200m 4x400m Relay
	720	OBERHOLZER Maryke	27 NOV 1989	1.75 / 5'9"	85 / 187	Discus
	722	PALFRAMAN Justine	4 NOV 1993	1.65 / 5'5"	64 / 141	200m 400m 4x400m Relay
	724	RAVHANDALALA Thitshaamba	31 OCT 1989	1.55 / 5'1"	50 / 110	Half Marathon
	729	VAN DER MERWE Sonja	19 MAY 1992	1.77 / 5'10"	65 / 143	400m 4x400m Relay
Total Athletes 8						
RUS - Russian Federation						
		Russian Federation				4x100m Relay
	763	KASHINA Yulia				
	768	KOCHERZHOVA Anastasiia				
	782	KUZINA Ekaterina				
	799	PANTELEEVA Marina				
	840	YARUSHKINA Victoria				
		Russian Federation				4x400m Relay
	811	RYZHOVA Kseniia				
	806	REZHINA Ekaterina				
	832	TAMKOVA Alena				
	835	TEREKHOVA Yulia				
	839	USTALOVA Ksenia				
	738	ABAKUMOVA Maria	15 JAN 1986	1.80 / 5'11"	80 / 176	Javelin
	742	ARGUNOVA Nina	15 SEP 1989	1.72 / 5'8"	62 / 137	100m Hurdles
	743	ARISTARKHOVA Natalya	31 OCT 1989	1.63 / 5'4"	46 / 101	3000m Steeplechase
	744	BESPALOVA Mariia	21 MAY 1986	1.80 / 5'11"	80 / 176	Hammer
	745	BIKULOVA Lina	1 OCT 1988	1.65 / 5'5"	51 / 112	20 km Walk
	750	CHERNOVA Tatiana	29 JAN 1988	1.89 / 6'2"	72 / 159	Heptathlon
	751	DAVYDOVA Irina	27 MAY 1988	1.70 / 5'7"	59 / 130	400m Hurdles
	755	GALIMOVA Valentina	11 MAY 1986	1.62 / 5'4"	50 / 110	Half Marathon



Entry List by Country

Список заявок по странам

As of SUN 7 JUL 2013

Women

Ctry	Bib	Name	Date of Birth	Height m / ft in	Weight kg / lbs	Event
	756	GANEEVA Vera	6 NOV 1988	1.74 / 5'9"	95 / 209	Discus
	757	GOLOVKINA Olga	17 DEC 1986	1.70 / 5'7"	50 / 110	5000m
	1202	GUSAROVA Ksenia	29 MAR 1989	1.71 / 5'7"	62 / 137	4x400m Relay
	763	KASHINA Yulia	26 FEB 1987	1.74 / 5'9"	60 / 132	100m
	765	KIRDYAPKINA Anisya	23 OCT 1989	1.64 / 5'5"	48 / 106	20 km Walk
	766	KIRYASHOVA Alexandra	21 AUG 1985	1.68 / 5'6"	55 / 121	Pole Vault
	767	KLISHINA Daria	15 JAN 1991	1.80 / 5'11"	58 / 128	Long Jump
	768	KOCHERZHOVA Anastasiia	16 OCT 1990	1.84 / 6'0"	67 / 148	200m
	770	KONDRATYEVA Oxana	22 NOV 1985	1.80 / 5'11"	82 / 181	Hammer
	771	KONEVA Ekaterina	25 SEP 1988	1.69 / 5'7"	55 / 121	Triple Jump
	772	KONONOVA Evgeniia	28 SEP 1989	1.75 / 5'9"	53 / 117	High Jump
	773	KOROBKINA Elena	25 NOV 1990	1.63 / 5'4"	47 / 104	1500m
	774	KOTLYAROVA Nadezhda	12 JUN 1989	1.76 / 5'9"	64 / 141	200m
						4x400m Relay
	775	KOTULSKAYA Elena	8 AUG 1988	1.74 / 5'9"	60 / 132	800m
	779	KUCHINA Maria	14 JAN 1993	1.80 / 5'11"	60 / 132	High Jump
	781	KUPINA Ekaterina	2 FEB 1986	1.72 / 5'8"	59 / 130	800m
	782	KUZINA Ekaterina	28 JUN 1991	1.70 / 5'7"	58 / 128	100m
	783	LEBEDEVA Lyudmila	23 MAY 1990	1.65 / 5'5"	48 / 106	Half Marathon
	784	LEONTEVA Natalia	5 JUL 1987	1.68 / 5'6"	48 / 106	10000m
	791	MURIASOVA Alfia	3 OCT 1988	1.58 / 5'2"	48 / 106	5000m
	792	MURTAZINA Alsu	12 DEC 1987	1.75 / 5'9"	59 / 130	Triple Jump
	795	NOVICHKOVA Natalia	9 OCT 1988	1.71 / 5'7"	56 / 123	Half Marathon
	797	PANDAKOVA Marina	1 MAR 1989	1.60 / 5'3"	47 / 104	20 km Walk
	798	PANOVA Elena	2 MAR 1987	1.85 / 6'1"	95 / 209	Discus
	804	PROKOPYEVA Alina	16 AUG 1985	1.57 / 5'2"	42 / 93	10000m
						Half Marathon
	805	PUCHKOVA Natalia	28 JAN 1987	1.54 / 5'1"	47 / 104	10000m
						Half Marathon
	815	SAVCHENKO Anastasia	15 NOV 1989	1.71 / 5'7"	62 / 137	Pole Vault
	816	SAVITSKAIA Kristina	10 JUN 1991	1.80 / 5'11"	68 / 150	Heptathlon
	817	SEDOVA Elena	1 MAR 1990	1.69 / 5'7"	50 / 110	Half Marathon
	821	SHARMINA Ekaterina	6 AUG 1986	1.70 / 5'7"	55 / 121	1500m
	826	SOKOLOVA Elena	23 JUL 1986	1.79 / 5'10"	64 / 141	Long Jump
	827	SOKOLOVA Vera	8 JUN 1987	1.58 / 5'2"	47 / 104	20 km Walk
	829	SUDARUSHKINA Victoriia	2 SEP 1990	1.76 / 5'9"	76 / 168	Javelin
	831	SVIRIDOVA Olesya	28 OCT 1989	1.71 / 5'7"	95 / 209	Shot Put
	832	TAMKOVA Alena	30 MAY 1990	1.68 / 5'6"	58 / 128	400m
	834	TARASOVA Irina	15 APR 1987	1.83 / 6'0"	110 / 243	Shot Put
	836	TOPILINA Svetlana	6 JAN 1985	1.73 / 5'8"	64 / 141	100m Hurdles
	839	USTALOVA Ksenia	14 JAN 1988	1.77 / 5'10"	60 / 132	400m
	841	YUMANOVA Irina	9 APR 1990	1.64 / 5'5"	48 / 106	20 km Walk
	842	ZARIPOVA Yulia	26 APR 1986	1.72 / 5'8"	56 / 123	3000m Steeplechase

Total Athletes 53

RWA - Rwanda

848	GIRUBUGINGO Leonardine	22 NOV 1989	1.61 / 5'3"	50 / 110	100m 200m
-----	------------------------	-------------	-------------	----------	--------------

Total Athletes 1

SEN - Senegal

852	DIOP Fatoumata	10 AUG 1986	1.75 / 5'9"	63 / 139	200m 400m
853	FAYE Mame Fatou	19 AUG 1986	1.73 / 5'8"	65 / 143	400m Hurdles

Total Athletes 2

Timing and Results provided by  TISSOT



Entry List by Country

Список заявок по странам

As of SUN 7 JUL 2013

Women

Ctry	Bib	Name	Date of Birth	Height m / ft in	Weight kg / lbs	Event
SLE - Sierra Leona						
		Sierra Leona				4x100m Relay
	875	LAHAI Lucy				
	881	TURAY Alimatu Katrine				
	871	KAMARA Salamatu Isatu	15 SEP 1987	1.52 / 5'0"	69 / 152	400m
	872	KAMARA Susan	12 MAR 1988	1.54 / 5'1"	86 / 190	Long Jump
	876	SESAY Isha Said	17 JAN 1992	1.44 / 4'9"	64 / 141	400m
	877	SESAY Salamatu	29 MAR 1993	1.66 / 5'5"	79 / 174	800m
	880	SUMA Asiatu	19 JUN 1990	1.52 / 5'0"	74 / 163	200m
Total Athletes 7						
SLO - Slovenia						
	882	BARUNDIC Nika	28 APR 1989			200m
	885	HUS Spela	25 DEC 1989			Shot Put
	887	LETNAR Bernarda	26 DEC 1989			Javelin
	888	REBERNIK Liona	28 NOV 1991			400m
	889	WRITZL Jerneja	14 MAR 1985			Pole Vault
Total Athletes 5						
SRI - Sri Lanka						
	897	GALKETIYA ARACHCHILAGE I	19 FEB 1992	1.70 / 5'7"	51 / 112	100m Hurdles
	902	MADURAPPERUMA Devni Kalanika	29 MAY 1990	1.70 / 5'7"	71 / 157	Shot Put Discus
	904	PIYADIGAMA Hiyanthi	17 FEB 1989	1.61 / 5'3"	48 / 106	100m 200m
	905	SALDORU THUPPAIGE D	9 MAR 1990	1.54 / 5'1"	37 / 82	800m
Total Athletes 4						
SUI - Switzerland						
		Switzerland				4x100m Relay
	908	CURTI Joelle Inglina				
	910	FREY Nora				
	912	GOLAY Joelle Sarah				
	917	SPRUNGER Ellen				
	918	SPRUNGER Lea				
	909	DEMO Giovanna	29 JUN 1987	1.84 / 6'0"	64 / 141	High Jump
	912	GOLAY Joelle Sarah	15 OCT 1987	1.72 / 5'8"	59 / 130	200m
	916	KURMANN Lisa Maria	17 MAY 1989	1.71 / 5'7"	52 / 115	1500m
	917	SPRUNGER Ellen	5 AUG 1986	1.73 / 5'8"	59 / 130	100m Hurdles
	918	SPRUNGER Lea	5 MAR 1990	1.83 / 6'0"	67 / 148	200m
Total Athletes 7						
SVK - Slovakia						
	919	BERESOVA Katarina	10 OCT 1987	1.63 / 5'4"		Half Marathon
	920	CZAKOVA Maria	2 OCT 1988	1.65 / 5'5"		20 km Walk
	922	LOMNICKA Nikola	16 SEP 1988	1.66 / 5'5"		Hammer
Total Athletes 3						




Entry List by Country

Список заявок по странам

As of SUN 7 JUL 2013

Women

Ctry	Bib	Name	Date of Birth	Height m / ft in	Weight kg / lbs	Event
SWE - Sweden						
	927	AKERSTROM Frida	29 NOV 1990	1.72 / 5'8"	86 / 190	Shot Put
	931	HOGLUND Elisabeth	19 FEB 1990	1.69 / 5'7"	65 / 143	Javelin
	936	SKOG Sofie	7 JUN 1990	1.80 / 5'11"	64 / 141	High Jump
Total Athletes 3						
SWZ - Swaziland						
	941	NGWENYAMA Fezile Millicent	8 NOV 1990	1.62 / 5'4"	52 / 115	800m 1500m
Total Athletes 1						
TAN - Tanzania						
	942	NGWANDA Tumaini John	19 JUL 1989	1.63 / 5'4"	46 / 101	100m 200m
Total Athletes 1						
THA - Thailand						
		Thailand				4x100m Relay
	947	KANNIKOM Pimpika				
	949	PAKDEE Khanrutai				
	953	THIPAT Supawan				
	954	WANNAKIT Tassaporn				
	945	INSAENG Subenrat	10 FEB 1994	1.80 / 5'11"	85 / 187	Discus
Total Athletes 5						
TJK - Tajikistan						
	957	ESHMURODOVA Olga	2 JUL 1994		50 / 110	100m 200m
	960	OVCHARENKO Vladislava	18 DEC 1986		65 / 143	100m 200m
	961	RAHMONOVA Dilshoda	20 APR 1994		50 / 110	800m 1500m
Total Athletes 3						
TPE - Chinese Taipei						
		Chinese Taipei				4x100m Relay
	966	HSIEH Ching-Ju				
	968	KO Ching-Ting				
	970	LIAO Ching-Hsien				
	972	SHEN Wan-Zhen				
	973	SYU Yong-Jie				
	964	CHANG Chia-Feng	15 AUG 1993			20 km Walk
	966	HSIEH Ching-Ju	29 SEP 1994	1.67 / 5'6"	54 / 119	100m Hurdles Long Jump
	969	LI Tsai-Yi	3 DEC 1989	1.80 / 5'11"	125 / 276	Discus
	973	SYU Yong-Jie	7 OCT 1992	1.63 / 5'4"	54 / 119	100m 200m
Total Athletes 7						

Timing and Results provided by  TISSOT



Entry List by Country

Список заявок по странам

As of SUN 7 JUL 2013

Women

Ctry	Bib	Name	Date of Birth	Height m / ft in	Weight kg / lbs	Event
TUR - Turkey						
		Turkey				4x400m Relay
	976	AKIN Ozge				
	977	APAK Sema				
	991	KOYUNCU Tugba				
	995	REDIF Meliz				
	999	YILDIRIM Derya				
	976	AKIN Ozge	17 JUN 1985	1.68 / 5'6"	57 / 126	400m Hurdles
	987	KARAKAYA Dudu	11 NOV 1985	1.70 / 5'7"	56 / 123	5000m
						4x400m Relay
	991	KOYUNCU Tugba	16 FEB 1991	1.69 / 5'7"	54 / 119	1500m
	993	MINGIR Gulcan	21 MAY 1989	1.65 / 5'5"	54 / 119	3000m Steeplechase
	996	SERBEST SINMEZ Sevim	20 APR 1987	1.78 / 5'10"	64 / 141	Long Jump
						Triple Jump
	999	YILDIRIM Derya	9 NOV 1994	1.73 / 5'8"	57 / 126	400m Hurdles
	1001	YUKSEL Burcu	3 MAY 1990	1.80 / 5'11"	57 / 126	High Jump

Total Athletes 9

UGA - Uganda

1010	ACAN Janeth	24 AUG 1989				Shot Put
						Discus
1011	AJOK Docus	12 JUL 1994	1.62 / 5'4"	65 / 143		800m
						1500m
1015	CHEBET Annet	14 FEB 1991		52 / 115		5000m
						10000m
1019	NANYONDO Winnie	23 AUG 1993		54 / 119		800m
						1500m

Total Athletes 4


UKR - Ukraine

	Ukraine					4x100m Relay
1027	BARALEY Yuliya	25 APR 1990				400m
1035	NOVOZHYZLOVA Iryna	7 JAN 1986				Hammer
1037	PIATACHENKO Viktoriya	7 MAY 1989				400m
						4x100m Relay
						4x400m Relay
1038	PLOTNITSYNA Anna	1 JAN 1987				100m Hurdles
1039	POGREBNIK Natalia	19 FEB 1988				4x100m Relay
1040	POVKH Olesya	18 OCT 1987				4x100m Relay
1042	RYEMYEN Mariya	2 AUG 1987				4x100m Relay
1043	SHMIDT Svitlana	20 MAR 1990				3000m Steeplechase
1044	SKRYPAK Olga	2 DEC 1990				10000m
						20 km Walk
1046	TITIMETS Anna	5 MAR 1989				400m Hurdles
1047	YAROSHCHUK Anna	24 NOV 1989				400m Hurdles

Total Athletes 11

USA - United States of America

	United States Of America					4x100m Relay
1054	BARBER Jade					
1064	SCOTT Aurieyall					
1066	THOMAS Vashti					

Timing and Results provided by  TISSOT



Entry List by Country

Список заявок по странам

As of SUN 7 JUL 2013

Women

Ctry	Bib	Name	Date of Birth	Height m / ft in	Weight kg / lbs	Event
	1054	BARBER Jade	4 APR 1993			100m Hurdles
	1056	BUCKLEY Landria	2 JUL 1988			400m Hurdles 4x100m Relay
	1057	JOHNSON Felisha	24 JUL 1989			Shot Put
	1058	JOHNSON Tristie	20 NOV 1993			200m
	1061	MCCALL Jeneva	28 OCT 1989	1.80 / 5'11"		Shot Put Hammer
	1062	NELSON Briana	18 JUL 1992			400m 4x100m Relay
	1063	SCHAPPERT Nicole	30 OCT 1986			1500m
	1064	SCOTT Aurieyall	18 MAY 1992	1.67 / 5'6"		100m 200m
	1065	SINKLER April	1 SEP 1989			Triple Jump
	1066	THOMAS Vashti	21 APR 1990	1.80 / 5'11"	82 / 181	100m Hurdles Long Jump

Total Athletes 10

UZB - Uzbekistan

1069 TARASOVA Yuliya 13 MAR 1986 1.74 / 5'9" 64 / 141 Long Jump

Total Athletes 1

VIE - Viet Nam

1070 DO Thi Quyen 13 MAR 1992 1.63 / 5'4" 57 / 126 100m
200m

Total Athletes 1

ZAM - Zambia

1072 IKABONGO Ikabongo 6 MAR 1989 1.63 / 5'4" 50 / 110 100m
400m
Triple Jump

1073 KAPUTULA Rosemary 12 SEP 1989 1.50 / 4'11" 60 / 132 200m
Long Jump
Shot Put

Total Athletes 2

ZIM - Zimbabwe

1075 CHAMUNORWA Vongai 28 MAR 1987 1.53 / 5'0" 55 / 121 5000m

1080 MUSIKAVANHU Leonah 20 AUG 1992 1.63 / 5'4" 70 / 154 100m

1082 SIGAUKE Patience 4 AUG 1986 1.80 / 5'11" 75 / 165 Shot Put

Total Athletes 3




Entry List by Event

Список заявок по

As of MO 8 JUL 2013

100m Men

Bib	Name	Ctry code	Season Best	Personal Best
15	GAMBLE Tom	AUS	10.51	10.51
16	HOUGH Nicholas	AUS	10.39	10.39
42	CHAKRATBARTEY Razat Kanthi	BAN		
72	MOTUKISI Keene Charles	BOT	10.72	10.72
83	YANGOU BETHYKPAINGUI Prince	CAF		
99	EFFAH Samuel Appiah Adjei	CAN	10.14	10.06
156	POLANCO Enrique	CHI	10.51	10.51
176	WU Zhiqiang	CHN		10.53
178	YANG Yang	CHN	10.47	10.47
189	KOFFI Hua Wilfried Serge	CIV	10.27	10.27
195	PATTON Steve	COD		
203	HOUADI EI Hadad	COM		
224	KALISZ Mike	DEN		10.67
225	KASPER Olsen	DEN		
235	SEOUD Amr	EGY	10.40	10.13
331	APPIAH-KUBI Emmanuel	GHA		
337	GOLOE Eric Dzigbodzi	GHA		
348	MAK Shing Hei	HKG		
357	ISWANDI Iswandi	INA	10.64	10.41
365	HIRA Maninder Singh	IND		10.55
400	WALTERS David	ISV		
414	DWYER Rasheed	JAM	10.20	10.20
419	WATSON Nicholas	JAM	10.22	10.17
448	YAMAGATA Ryota	JPN	10.11	10.07
452	YONAGUNI Rui	JPN	10.47	10.36
476	KANURI Douglas	KEN		
491	LEE Jaeha	KOR		10.68
531	SAKALAUSKAS Rytis	LTU	10.30	10.14
553	LEONG Wang Kuong	MAC		
559	SUBRAMANIAM Kannan	MAS		10.59
582	BATTULGA Achitbileg	MGL	10.71	10.71
586	COULIBALY Aboubacar	MLI		
587	DIAKITE Alassane Kely	MLI		
591	GRECH Andy	MLT		
599	URI-KHOB Jesse	NAM	10.72	10.42
604	AGBAJE Fredrick	NGR		
606	EGWERO Ogho-Oghene Omano	NGR	10.18	10.06
613	OGUNLEWE Adeseye Akinola	NGR	10.40	10.31
645	ALI Hafiz Shehbaz	PAK		
664	KUC Dariusz	POL	10.46	10.15
673	ZACZEK Artur	POL	10.49	10.47
674	BERNARDO Pedro	POR	10.48	10.48
714	JOBODWANA Anaso	RSA	10.10	10.10
726	SIMBINE Akani	RSA	10.36	10.19
746	BREDNEV Alexander	RUS	10.33	10.19
760	IDRISOV Mikhail	RUS	10.29	10.29
857	SONKO Moulaye	SEN		
869	KAMARA Mohamed	SLE		
870	KAMARA Mohamed	SLE		
883	BRULC Blaz	SLO	10.87	10.87
893	AGAMPODI Daham	SRI		
940	MATSENJWA Sibusiso Bruno	SWZ		10.43
943	ONYANGO Mashaka Yohana	TAN		
948	MEENAPRA Jirapong	THA	10.54	10.39
950	PROMKAEW Aphisit	THA	10.57	10.46
955	ATABAEV Davron	TJK		10.62

Timing and Results provided by  TISSOT



Entry List by Event

Список заявок по

As of MO 8 JUL 2013

100m Men

Bib	Name	Ctry code	Season Best	Personal Best
971	LO Yen-Yao	TPE		
975	NOEL Le Sean	TRI		
1009	LIMOOSA Ali	UAE		
1014	BINGI Daniel	UGA		
1026	WANUME Eric	UGA		
1028	BODROV Igor	UKR	10.28	10.28
1031	KORZH Vitaliy	UKR	10.34	10.34
1045	SMELYK Sergii	UKR	10.25	10.25
1053	AUSTIN Justin	USA		
1071	TRAN Quoc Nhan	VIE		
1083	TOMAH Nigel	ZIM		
1084	VAMBE Itayi	ZIM	10.75	10.75
1085	ALI Ahmed	USA		

Total Number of Entries: 69




Entry List by Event

Список заявок по

As of MO 8 JUL 2013

200m Men

Bib	Name	Ctry code	Season Best	Personal Best
16	HOUGH Nicholas	AUS	20.66	20.66
42	CHAKRATBARTEY Razat Kanthi	BAN		
72	MOTUKISI Keene Charles	BOT		
79	OLIVEIRA Pedro	BRA		
83	YANGOU BETHYKPAINGUI Prince	CAF		
113	MAKINDE Oluwasegun Victor	CAN	20.78	20.71
127	RODNEY Brendon Justin	CAN		
156	POLANCO Enrique	CHI	21.48	21.48
159	GAO Dongshi	CHN	20.75	20.75
179	YANG Zhanlin	CHN	21.15	21.15
189	KOFFI Hua Wilfried Serge	CIV	20.57	20.57
195	PATTON Steve	COD		
200	PAEZ Andres David	COL		21.26
203	HOUMADI El Hadad	COM		
224	KALISZ Mike	DEN		21.67
225	KASPER Olsen	DEN		22.67
235	SEOUD Amr	EGY	20.71	20.36
253	KUNNAPUU Rauno	EST		
331	APPIAH-KUBI Emmanuel	GHA		
338	IBRAHIM Malik	GHA		
348	MAK Shing Hei	HKG		
356	FADLIN Fadlin	INA		21.04
367	JERIS Jose	IND		
410	MARANI Diego	ITA	20.78	20.77
414	DWYER Rasheed	JAM	20.23	20.20
425	HASHIMOTO Akiyuki	JPN	20.35	20.35
427	IIZUKA Shota	JPN	20.21	20.21
476	KANURI Douglas	KEN		
491	LEE Jaeha	KOR		21.06
511	ZACESTS Martins	LAT		
515	NAIM Ramzi	LIB		22.32
517	ADOMAVICIUS Zilvinas	LTU		
523	DILYS Egidijus	LTU	21.27	21.20
553	LEONG Wang Kuong	MAC		
582	BATTULGA Achitbileg	MGL		22.54
586	COULIBALY Aboubacar	MLI		
587	DIAKITE Alassane Kely	MLI		
590	CROKER Matthew	MLT		
597	NARIB Ernst	NAM		
599	URI-KHOB Jesse	NAM	21.30	21.19
625	IDAAS Anders Erlend	NOR		
631	OSAZUWA Petern Efe Rasmussen	NOR		21.65
646	HAYYAT Zafar	PAK		
652	EDMOND TAYLOR Rodolfo Valentino	PAN		
663	KRYNSKI Kamil	POL	20.83	20.56
674	BERNARDO Pedro	POR		21.49
679	LIMA David	POR	21.09	20.72
714	JOBODWANA Anaso	RSA	20.13	20.13
728	TROTTER Sebastian	RSA	20.71	20.71
759	HYUTTE Alexander	RUS	20.77	20.77
807	REYSBIKH Artur	RUS	21.08	21.04
857	SONKO Moulaye	SEN		
879	SHEKA Hawa	SLE		
883	BRULC Blaz	SLO		
893	AGAMPODI Daham	SRI		
925	TURCANI Roman	SVK	21.12	21.12

Timing and Results provided by  TISSOT



Entry List by Event

Список заявок по

As of MO 8 JUL 2013

200m Men

Bib	Name	Ctry code	Season Best	Personal Best
940	MATSENJWA Sibusiso Bruno	SWZ		20.93
943	ONYANGO Mashaka Yohana	TAN		
944	CHIMDEE Suppachai	THA		20.68
951	SATHOENGRAM Jaran	THA		
955	ATABAEV Davron	TJK		21.82
956	AZIM Abdullaev	TJK		
971	LO Yen-Yao	TPE	21.13	21.13
975	NOEL Le Sean	TRI		21.67
997	UGURER Doruk	TUR		
1013	ANYWAR Johnson	UGA		
1021	ONGOM Richard	UGA		23.24
1036	PERESTIUK Ruslan	UKR		
1053	AUSTIN Justin	USA	20.53	20.46
1071	TRAN Quoc Nhan	VIE		
1076	CHARANDURA Nyasha	ZIM		
1081	NDLOVU Vezokuhle	ZIM		
1089	GULIYEV Ramil	TUR		

Total Number of Entries: 73



Entry List by Event

Список заявок по

As of MO 8 JUL 2013

400m Men

Bib	Name	Ctry code	Season Best	Personal Best
12	CAREW Alexander	AUS	46.71	46.63
19	LYNCH Mathew	AUS	46.53	46.42
52	DILL Shaquille Allen Robert	BER		47.16
54	STEVENS-CARTY Henry	BER		
64	AMOS Nijel	BOT	45.66	45.66
66	BOLELE Mothusi	BOT		
76	HENRIQUES Andreson	BRA	45.16	45.16
79	OLIVEIRA Pedro	BRA	45.62	45.52
85	AYESU-ATTAH Benjamin Kweku	CAN	46.69	46.53
103	HARPER Tyler Daniel	CAN	46.10	45.60
144	OBOBA Fleury Aymar	CGO		
146	TCHOUMGOYO Moussargue	CHA		
198	HERRERA Jesus Antonio	COL		
253	KUNNAPUU Rauno	EST		
326	ABUBAKARI Mohammed	GHA		47.65
332	ATTAFUE Felix Akwasi	GHA		
385	GREGAN Brian	IRL	45.53	45.53
416	MAITLAND Nicholas	JAM	45.79	45.79
429	KIMURA Jun	JPN	46.00	46.00
451	YAMASAKI Kengo	JPN	46.00	46.00
479	KIPROTICH Peter	KEN		
508	PROSMICKIS Vladislavs	LAT		47.90
511	ZACESTS Martins	LAT	48.42	48.42
515	NAIM Ramzi	LIB		49.17
516	ZEINEDDINE Youssef	LIB		
548	AO IEONG Ka Hou	MAC		
554	ALET Mohd Arif Zulhilmi Bin	MAS	47.64	47.64
560	SUBRAMANIAM Kannathasan	MAS		47.48
590	CROKER Matthew	MLT		
597	NARIB Ernst	NAM	46.80	46.80
605	AKWU Noah	NGR	45.61	45.61
652	EDMOND TAYLOR Rodolfo Valentino	PAN		
667	OMELKO Rafal	POL	46.24	46.24
708	DE SWARDT Jacques	RSA	45.87	45.87
730	VAN NIEKERK Wayde	RSA	45.09	45.09
777	KRASNOV Vladimir	RUS	45.69	45.12
851	DIA Oumar	SEN		
855	MBENGUE Ibrahima	SEN		
869	KAMARA Mohamed	SLE		
895	DINESH Madushanka	SRI		
983	CAN Yavuz	TUR	46.53	46.30
986	GUZEL Mehmet	TUR	47.30	46.18
1012	AKENA Geoffrey	UGA		
1025	TUGUMISIRIZE Emmanuel	UGA	45.82	45.82
1079	MAKUNERE Reginald	ZIM		
1081	NDLOVU Vezokuhle	ZIM		

Total Number of Entries: 46



Entry List by Event

Список заявок по

As of MO 8 JUL 2013

800m Men

Bib	Name	Ctry code	Season Best	Personal Best
2	GASHI Nimet	ALB		1:55.38
8	HAYRAPETYAN Ashot	ARM		1:50.09
9	UHRLE Frederick Charles	ASA		
39	VOJTA Andreas	AUT	1:46.59	1:46.59
52	DILL Shaquille Allen Robert	BER	1:49.38	1:49.06
54	STEVENS-CARTY Henry	BER		1:51.71
64	AMOS Nijel	BOT		
70	MAOTWE Katlego	BOT		
75	FERRUGEM Jean	BRA	1:47.83	1:47.83
128	ROMANIW Anthony Michael	CAN	1:47.10	1:47.10
143	NGOUARI MOUISSI Alex	CGO		1:52.66
145	ADOUM Bawileng	CHA		
154	PEIRANO Alejandro	CHI	1:51.00	1:50.75
198	HERRERA Jesus Antonio	COL		
206	SOLANO Wilson	CRC		
227	OMAR ABDI Ibrahim	DJI		
255	LILLEOJA Kaarel	EST		1:50.49
268	VALLER Raimond	EST	1:51.06	1:51.06
350	GUTEMA Emanuel	HUN	1:48.75	1:48.75
364	CHULLIPARAMBIL MURALEEDHARAN Neeraj	IND		
428	KAWAMOTO Sho	JPN	1:47.43	1:46.89
471	OBEZCHIK Ivan	KAZ		1:49.03
474	CHELIMO Dennis	KEN		
479	KIPROTICH Peter	KEN		
482	MOLDOBAEV Erkinbek	KGZ		
484	TASHTANBEKOV Kushtarbek	KGZ		
513	GHALIE Ahmad	LIB		
526	KOZLOV Vitalij	LTU		1:46.58
589	SANOGO Balla	MLI		
611	MOMOH Leoman Kazim	NGR	1:47.44	1:47.44
683	VAZQUEZ Wesley	PUR	1:46.58	1:45.29
684	AHMED ABALLA Jaad	QAT		
703	VOROVENCI Cristian	ROU	1:49.71	1:47.28
731	VAN RENSBURG Rynardt	RSA	1:47.19	1:46.36
793	NESTEROV Ivan	RUS	1:46.53	1:45.99
913	HOCHSTRASSER Jan	SUI	1:48.69	1:48.69
924	REPCIK Jozef	SVK	1:51.88	1:44.94
937	SVENSSON Johan	SWE	1:49.45	1:47.31
958	HAYDAR Dalerjoni	TJK		
959	KURALOV Farkhod	TJK		1:49.41
988	KILIC Halit	TUR	1:48.90	1:47.90

Total Number of Entries: 41



Entry List by Event

Список заявок по

As of MO 8 JUL 2013

1500m Men

Bib	Name	Ctry code	Season Best	Personal Best
8	HAYRAPETYAN Ashot	ARM	3:51.06	3:51.06
46	HAMDY Ali	BEL	3:39.80	3:39.80
75	FERRUGEM Jean	BRA	3:42.61	3:40.20
124	PROUDFOOT Ross Clayton	CAN	3:41.11	3:41.11
125	RAE Jeremy Nicholas	CAN	3:38.29	3:38.29
143	NGOUARI MOUISSI Alex	CGO		3:49.04
227	OMAR ABDI Ibrahim	DJI		
254	LAMP Allar	EST	3:46.89	3:46.89
293	SALONEN Tuomo	FIN	3:53.41	3:52.69
328	AKUKA William Awunime	GHA		
345	GONZALEZ ROMERO Victor Manuel	GUA		
471	OBEZCHIK Ivan	KAZ		3:43.70
475	CHELIMO Paul	KEN		3:40.25
504	JURKEVICS Dmitrijs	LAT	3:38.31	3:37.35
513	GHALIE Ahmad	LIB		
569	ESPARZA Jose Juan	MEX	3:40.73	3:40.73
570	ESPARZA PEREZ Jesus Arturo	MEX	3:42.85	3:42.85
589	SANOGO Balla	MLI		
620	ALNES Johannes	NOR	3:48.63	3:44.10
684	AHMED ABALLA Jaad	QAT		
703	VOROVENCI Cristian	ROU	3:46.55	3:41.13
713	HLASELO Andries	RSA		
716	MOTSAU Jeremiah	RSA	3:38.69	3:38.69
794	NIKOLAEV Egor	RUS	3:38.81	3:37.28
825	SMIRNOV Valentin	RUS	3:43.72	3:36.14
886	KREVS Mitja	SLO	3:43.23	3:42.91
890	BARRE Abdullahi	SOM		
903	PARADIYA WATHTHALAGE Gayan	SRI		
1016	GIDADUI Herbert	UGA		

Total Number of Entries: 29



Entry List by Event

Список заявок по

As of MO 8 JUL 2013

5000m Men

Bib	Name	Ctry code	Season Best	Personal Best
41	IBRAHIMOV Hayle	AZE	13:23.59	13:11.34
93	BRUCHET Lucas Bentley	CAN	13:54.39	13:54.39
120	NIXON Andrew William	CAN	13:55.80	13:55.80
191	ADAMOU Mohamadou	CMR		
226	LUDVIGSEN Anders	DEN		
227	OMAR ABDI Ibrahim	DJI		
262	NURME Tiidrek	EST	13:37.65	13:31.87
321	RINGER Richard Klaus	GER	13:27.29	13:27.29
328	AKUKA William Awunime	GHA		
345	GONZALEZ ROMERO Victor Manuel	GUA		
363	BIND Rajendra	IND		
407	LA ROSA Stefano	ITA	13:40.68	13:23.58
433	MURAYAMA Kenta	JPN		13:47.19
475	CHELIMO Paul	KEN	13:36.27	13:21.89
477	KIBIWOTT Lawi	KEN		
495	BRISKA Kaspars	LAT		
499	GIRGENSONS Janis	LAT		14:23.83
545	MELLINA Pol	LUX	14:10.89	14:10.89
603	K.C. Anup	NEP		
620	ALNES Johannes	NOR		
701	TRIFAN Adrian Ionel	ROU		14:19.90
704	ANDREAS Jeromy	RSA	13:56.12	13:56.12
713	HLASELO Andries	RSA	13:47.23	13:47.23
810	RYBAKOV Evgeny	RUS	13:48.33	13:31.36
813	SAFRONOV Andrey	RUS	13:52.33	13:30.30
849	MUGABO Jean Paul	RWA		
890	BARRE Abdullahi	SOM		
990	KOYUNCU Kemal	TUR	13:51.72	13:35.72
1016	GIDADUI Herbert	UGA		
1017	MAKWETA Allan	UGA		
1020	NJIA Benjamin	UGA		
1077	GORIMBO Munyaradzi	ZIM		

Total Number of Entries: 32



Entry List by Event

Список заявок по

As of MO 8 JUL 2013

10000m Men

Bib	Name	Ctry code	Season Best	Personal Best
111	LORD Brandon Derek	CAN	29:20.66	29:20.66
191	ADAMOU Mohamadou	CMR		
227	OMAR ABDI Ibrahim	DJI		
275	DEMLEW Dessie Getnet	ETH		
345	GONZALEZ ROMERO Victor Manuel	GUA		
363	BIND Rajendra	IND		
426	HATTORI Shota	JPN	28:22.79	28:22.79
433	MURAYAMA Kenta	JPN	28:18.11	28:14.27
481	TERER Amon	KEN		
568	DUARTE Jose Luis	MEX		
581	VEGA Aldo Saul	MEX	28:46.72	28:46.72
603	K.C. Anup	NEP		
715	MOKOKA Stephen	RSA		
809	RYBAKOV Anatoly	RUS	28:36.88	28:06.54
810	RYBAKOV Evgeny	RUS	28:34.59	28:05.75
820	SHALAMOV Vyacheslav	RUS	28:48.00	28:48.00
849	MUGABO Jean Paul	RWA		
926	AHWALL Andreas	SWE	30:41.40	30:24.70
935	NILSSON David	SWE	30:32.24	30:27.71
985	GUNEN Vedat	TUR		29:46.35
1020	NJIA Benjamin	UGA		

Total Number of Entries: 21



Entry List by Event

Список заявок по

As of MO 8 JUL 2013

3000m Steeplechase Men

Bib	Name	Ctry code	Season Best	Personal Best
23	NIPPERESS James	AUS	8:34.87	8:34.87
91	BROCKERVILLE Ryan Michael	CAN	8:38.71	8:38.71
226	LUDVIGSEN Anders	DEN		
241	MARTOS ROA Sebastian	ESP	8:22.97	8:22.97
244	AUS Priit	EST	9:06.97	9:06.97
381	COTTER Tomas	IRL	8:41.02	8:41.02
394	NEEMAN Noam	ISR	8:51.13	8:51.13
412	NASTI Patrik	ITA	8:30.28	8:29.08
466	KOSSINOV Artem	KAZ		8:24.13
522	BERZANSKIS Justinas	LTU	8:45.36	8:45.36
597	NARIB Ernst	NAM		
623	HAMMER Jonas Luraas	NOR	9:13.64	9:12.10
649	RAZA Ali	PAK		
694	GHINEA Alexandru	ROU	8:49.50	8:37.48
789	MINSHIN Ildar	RUS	8:34.87	8:17.74
812	SAFIULLIN Ilgizar	RUS	8:30.03	8:29.59
915	KERN Marco	SUI	8:46.92	8:46.92
932	JOHANSSON Fredrik	SWE	9:00.36	8:50.30
934	LUNDGREN Daniel	SWE		8:40.80
962	SHAMSIDINOV Mehrubon	TJK		
984	DUVAR Hakan	TUR	8:43.30	8:23.22
1017	MAKWETA Allan	UGA		

Total Number of Entries: 22



Entry List by Event

Список заявок по

As of MO 8 JUL 2013

110m Hurdles Men

Bib	Name	Ctry code	Season Best	Personal Best
6	CARRERA Agustin	ARG	14.13	13.92
44	SWIFT Greggmar	BAR	13.48	13.48
90	BRISSON Matthew Lawrence	CAN	13.73	13.73
168	LYU Anye	CHN	13.67	13.67
196	ALZATE Cristian Augusto	COL	14.20	14.06
218	MAZAC Martin	CZE	13.48	13.48
240	LOPEZ LOPEZ Francisco Javier	ESP	13.64	13.64
309	BALNUWEIT Erik	GER	13.44	13.44
341	YEBOAH Wilson	GHA		
399	LOVETT Eddie	ISV	13.39	13.14
437	OMURO Hideki	JPN	13.58	13.54
497	DAUBE Karlis	LAT		14.01
514	HAZER Ahmad	LIB	13.87	14.70
551	IONG Kim Fai	MAC		14.54
601	SAMUEL Tjendo	NED	14.14	14.05
818	SHABANOV Konstantin	RUS	13.63	13.27
822	SHUBENKOV Sergei	RUS	13.20	13.35
863	BANGURA Samuel Daniel	SLE		
911	FURER Tobias	SUI	13.88	13.87
929	BRORSSON Alexander	SWE	14.07	13.98
963	LAMBONI Lankantien	TOG		

Total Number of Entries: 21



Entry List by Event

Список заявок по

As of MO 8 JUL 2013

400m Hurdles Men

Bib	Name	Ctry code	Season Best	Personal Best
14	DEWHURST Ian	AUS	49.93	49.93
69	LAGAMANG Daniel	BOT		50.88
121	NYSTUEN Tait Gordon	CAN	50.45	50.45
207	BARAK Vaclav	CZE	49.95	49.95
351	KOROKNAI Tibor	HUN	51.02	50.28
430	KINO Tomoharu	JPN	49.94	49.57
435	NOZAWA Keisuke	JPN	49.86	49.15
465	KOBLOV Dmitriy	KAZ	51.22	50.30
508	PROSMICKIS Vladislavs	LAT	52.57	52.57
509	SEMJONOV Maksims	LAT	52.92	52.92
544	FRISCH Jacques	LUX	50.94	50.94
563	CRAVCENCO Alexei	MDA	50.82	50.82
596	MARITZ Johannes	NAM	52.18	51.40
625	IDAAS Anders Erlend	NOR	51.66	51.64
695	NAGY Atilla Csongor	ROU	50.83	50.31
705	BENEKE Pieter Christian	RSA	49.18	49.18
819	SHABLYUEV Ivan	RUS	50.17	50.17
824	SKOROBOGATKO Alexandr	RUS	49.93	49.93
856	NDIAYE Amadou	SEN	50.25	50.25
868	KALOKOH Satty	SLE		
895	DINESH Madushanka	SRI		
914	HUSSEIN Kariem	SUI	51.27	49.61
921	KUCERA Martin	SVK	50.18	50.18
928	AKERSTROM Niclas	SWE	51.42	51.41
956	AZIM Abdullaev	TJK		
963	LAMBONI Lankantien	TOG		

Total Number of Entries: 26



Entry List by Event

Список заявок по

As of MO 8 JUL 2013

4x100m Relay Men

Bib	Name	Ctry code	Season Best	Personal Best
Japan		JPN		
424	HARA Yousuke			
425	HASHIMOTO Akiyuki			
427	IIZUKA Shota			
429	KIMURA Jun			
448	YAMAGATA Ryota			
452	YONAGUNI Rui			
Sri Lanka		SRI		
892	A.M.KAHATAGASPELE GEDARA A			
906	WEERASINGHE Thisara			
Canada		CAN		
90	BRISSON Matthew Lawrence			
113	MAKINDE Oluwasegun Victor			
127	RODNEY Brendon Justin			
United States Of America		USA		
Russian Federation		RUS		
739	ABLYAZOV Marat			
746	BREDNEV Alexander			
759	HYUTTE Alexander			
760	IDRISOV Mikhail			
801	POLOVINKIN Maksim			
807	REYSBIKH Artur			
Sierra Leona		SLE		
866	JALLOH Mamadu Lamarana			
867	JALLON Umar Joggo			
873	KANU Alie B			
Lithuania		LTU		
523	DILYS Egidijus			
531	SAKALAUŠKAS Rytis			
533	SILKAUSKAS Mantas			
P.R. China		CHN		
159	GAO Dongshi			
176	WU Zhiqiang			
178	YANG Yang			
179	YANG Zhanlin			
Singapore		SIN		
858	BIN Muhammad Amirudin			
859	KANG Calvin			
860	LEE Cheng Wei			
861	LIM Yao Peng			
862	YEO Gary			
Thailand		THA		
944	CHIMDEE Suppachai			
946	JANKEM Poommanus			
948	MEENAPRA Jirapong			
950	PROMKAEW Aphisit			
951	SATHOENGRAM Jaran			
952	SOWAN Ruttanapon			
Poland		POL		
655	ADAMSKI Jakub			
663	KRYNSKI Kamil			
673	ZACZEK Artur			
Virgin Islands		ISV		
Namibia		NAM		

Total Number of Entries: 13

Timing and Results provided by  **TISSOT**



Entry List by Event

Список заявок по

As of MO 8 JUL 2013

4x400m Relay Men

Bib	Name	Ctry code	Season Best	Personal Best
Senegal		SEN		
855	MBENGUE Ibrahima			
856	NDIAYE Amadou			
857	SONKO Moulaye			
Sri Lanka		SRI		
898	HENARATH PATHIRAJAGE N			
899	HEWA FONSEKAGE Chameera			
Ghana		GHA		
340	SEIDU Saalu Chiba			
Canada		CAN		
85	AYESU-ATTAH Benjamin Kweku			
103	HARPER Tyler Daniel			
121	NYSTUEN Tait Gordon			
128	ROMANIW Anthony Michael			
Botswana		BOT		
69	LAGAMANG Daniel			
70	MAOTWE Katlego			
P.R. China		CHN		
159	GAO Dongshi			
176	WU Zhiqiang			
179	YANG Zhanlin			
Russian Federation		RUS		
747	BURIAK Dmitrii			
752	DYLDIN Maksim			
762	KASHEFRAZOV Radel			
777	KRASNOV Vladimir			
837	TRENIKHIN Pavel			
Japan		JPN		
424	HARA Yousuke			
428	KAWAMOTO Sho			
429	KIMURA Jun			
430	KINO Tomoharu			
435	NOZAWA Keisuke			
451	YAMASAKI Kengo			
Australia		AUS		

Total Number of Entries: 9



Entry List by Event

Список заявок по

As of MO 8 JUL 2013

High Jump Men

Bib	Name	Ctry code	Season Best	Personal Best
11	BOJIC Nikola	AUS	2.22	2.22
63	AABOBE Tshwanelo	BOT		2.10
98	ECKERT Jeremy Douglas	CAN	2.19	2.19
112	LOVETT Django	CAN	2.16	2.18
175	WANG Yu	CHN	2.33	2.33
223	JEPPESEN Andreas	DEN	2.05	2.05
243	SANCHO RUBIO Miguel Angel	ESP	2.25	2.26
249	KALVET Indrek	EST		2.12
300	VIITA Jussi	FIN	2.20	2.23
362	BALASUBRAMANYA Chethan	IND		
444	TOBE Naoto	JPN	2.25	2.25
459	BODNAR Anton	KAZ	2.21	2.21
492	YUN Seunghyun	KOR	2.19	2.20
511	ZACESTS Martins	LAT		
529	RAUDYS Ernestas	LTU		2.12
535	STANYS Raivydas	LTU	2.25	2.31
558	RANDHAWA Nauraj Singh	MAS	2.15	2.15
578	RIVERA Edgar Alejandro	MEX	2.28	2.28
595	KWENANI Jethro Muhau	NAM		
628	NILSEN Ivan Kristoffer	NOR	2.13	2.21
670	THEINER Wojciech	POL	2.26	2.30
682	CASTRO Luis Joel	PUR	2.24	2.25
702	TUFA Alexandru Nicolae	ROU	2.22	2.23
790	MUDROV Sergey	RUS	2.26	2.31
838	UKHOV Ivan	RUS	2.21	2.39
864	BENDU Emmanuel	SLE		
874	KOROMA Foday	SLE		
891	TODOSIJEVIC Milos	SRB	2.18	2.18
896	ELALASINGAM Jeyaruban	SRI		
938	THORVALDSSON Jakob	SWE	2.10	2.19
981	BIRINCI Serhat	TUR	2.21	2.21
1041	PROTSENKO Andrii	UKR	2.20	2.31
1049	ZAMAN Ile Faisal	UAE		
1055	BLAIR Montez	USA		
1078	KATUKA Oscar	ZIM		

Total Number of Entries: 35



Entry List by Event

Список заявок по

As of MO 8 JUL 2013

Pole Vault Men

Bib	Name	Ctry code	Season Best	Personal Best
37	KILBERTUS Paul	AUT	5.14	5.30
86	BARBER Shawnacy Campbell	CAN	5.71	5.71
315	GRUBER Hendrik	GER	5.63	5.70
450	YAMAMOTO Seito	JPN	5.74	5.74
463	FILIPPOV Nikita	KAZ	5.60	5.60
487	HAN Duhyeon	KOR	5.30	5.30
493	ARENTS Mareks	LAT	5.50	5.60
748	BURYA Artem	RUS	5.60	5.60
758	GRIPICH Alexandr	RUS	5.60	5.75
1059	KENDRICKS Gavin	USA		
1068	WOEPSE Michael	USA	5.50	5.55

Total Number of Entries: 11



Entry List by Event

Список заявок по

As of MO 8 JUL 2013

Long Jump Men

Bib	Name	Ctry code	Season Best	Personal Best
1	PHILBERT Kevin	AHO	7.36	7.36
36	KELLERER Julian Romeo	AUT	7.56	7.81
68	KOOSIMILE Larona	BOT	7.87	7.87
73	RAMMOKOLODI Ruri	BOT		
74	TSHIRELETSO Thalosang	BOT		6.90
130	STEWART Taylor Urrie	CAN	7.76	7.78
155	PINEDA Daniel	CHI		8.08
171	SU Xiongfeng	CHN	8.00	8.19
223	JEPPESEN Andreas	DEN		
250	KASE Mihkel	EST		
316	HOWARD Julian Anthony	GER	8.07	8.07
373	PULUGU Dhanunjaya Srinivasa Rao	IND		
396	FAHIE Collister	ISV		7.91
398	HUNT Leon	ISV	7.61	8.11
458	AGOYEV Kirill	KAZ	7.86	7.86
519	AUCYNA Darius	LTU	7.56	8.11
537	VADEIKIS Marius	LTU	7.30	7.80
579	RIVERA Luis Alberto	MEX	8.30	8.30
591	GRECH Andy	MLT		7.02
595	KWENANI Jethro Muhau	NAM		
600	PENGEL Jonathan	NED	6.70	7.62
602	STIEGLIS Yoeri	NED		6.79
607	GBAGBEKE Stanley Avwarosuo	NGR	7.67	8.20
647	JAHANGEER Muhammad Adnan	PAK		
675	CALDEIRA Marcos	POR		
676	CHUVA Marcos	POR	7.66	8.34
691	DAIANU Adrian Adel	ROU		7.45
788	MENKOV Alexander	RUS	8.39	8.39
802	POLYANSKIY Vladimir	RUS	8.16	8.16
854	GUEYE Mamadou	SEN		
865	CONTEH David Tyrese	SLE		
894	DILANKARA Lahiru	SRI		
992	KULAKSIZ Alper	TUR	7.61	7.75
1087	AGGREY Emmanuel Kwegyir	GHA		

Total Number of Entries: 34



Entry List by Event

Список заявок по

As of MO 8 JUL 2013

Triple Jump Men

Bib	Name	Ctry code	Season Best	Personal Best
5	RUAN Denvil	ANU		14.64
17	JONES Alwyn	AUS	16.81	16.83
73	RAMMOKOLODI Ruri	BOT		
74	TSHIRELETSO Thalosang	BOT	14.91	14.91
81	ZANGO Hugues Fabrice	BUR		
142	MBANA Jean Martin Byzances	CGO		
163	LI Pangshuai	CHN		15.84
264	SYUNIN Igor	EST	16.25	16.86
269	VEELAK Sten	EST		14.73
278	VOLLMER Eugene	FIJ	15.42	16.08
298	TAMMENTIE Aleks	FIN	16.20	16.44
333	BRUCE Michael Seyram	GHA		
336	ESSAH Kweku Ampiah	GHA		
377	SINGH Navjot	IND	15.25	15.25
397	HASHEEM YOSEF Abdul-Halim	ISV		16.29
460	EKTOV Yevgeniy	KAZ		17.22
480	KOMEN AMOS KIPRONO Amos	KEN		
505	KOVALOV S Pavels	LAT	15.39	16.03
675	CALDEIRA Marcos	POR	16.15	16.44
691	DAIANU Adrian Adel	ROU		16.49
753	FEDOROV Alexey	RUS	16.85	17.19
814	SAMITOV Ruslan	RUS	16.54	17.25
854	GUEYE Mamadou	SEN		
900	JAYALATH Pradeep	SRI		
1033	KUZNIETSOV Viktor	UKR	16.92	17.29
1090	KARACA Askin	TUR		

Total Number of Entries: 26



Entry List by Event

Список заявок по

As of MO 8 JUL 2013

Shot Put Men

Bib	Name	Ctry code	Season Best	Personal Best
7	MARTINA Nicolas	ARG		18.43
77	JULIAO Ronald	BRA		
104	HENDRY-GALLAGHER Timothy	CAN	17.81	17.81
116	NEDOW Timothy James Ralph	CAN	20.74	20.74
147	BALLIVIAN Jose	CHI	17.77	17.77
221	STASEK Martin	CZE	20.98	20.98
236	SHALABY Hesham	EGY		
297	SODERLUND Tomas	FIN	18.53	18.80
360	SINGH Inderjeet	IND	19.70	19.70
413	BROWN Raymond	JAM	20.13	20.13
483	NIKOLAEV Roman	KGZ		
521	BANEVICIUS Sarunas	LTU	19.50	19.50
527	MARTISAUSKAS Rimantas	LTU	18.07	18.51
555	HUSSIN Adi Aliffudin Bin	MAS	16.88	17.53
633	SIMENSEN Fredrik	NOR		16.11
710	ENGELBRECHT Jacobus, Petrus	RSA	20.31	20.31
769	KOKOEV Valeriy	RUS	20.46	20.46
785	LESNOI Alexander	RUS	20.60	20.60
850	ROSE Alexander	SAM		17.12
878	SESAY William	SLE		
978	ATICI Huseyin	TUR	19.53	20.42
1060	KOVACS Joseph	USA	20.82	21.08
1067	VICARS Derrick	USA	19.62	19.83
1074	MWEWA Goodhope	ZAM		

Total Number of Entries: 24



Entry List by Event

Список заявок по

As of MO 8 JUL 2013

Discus Throw Men

Bib	Name	Ctry code	Season Best	Personal Best
77	JULIAO Ronald	BRA	65.55	65.55
199	LONDONO Julio Cesar	COL	50.44	58.18
221	STASEK Martin	CZE		
261	NIIT Priidu	EST	58.12	60.69
349	CAMPBELL Winston Joel	HON		
361	ARJUN No	IND	56.78	56.78
379	SAMIMI Mahmoud	IRI	63.63	64.67
389	ALTERMAN Mark	ISR	56.91	56.91
401	APOLLONI Federico	ITA	58.60	59.75
406	FALOCI Giovanni	ITA	64.77	64.77
417	SMIKLE Traves	JAM	63.48	67.12
446	TSUTSUMI Yuji	JPN	58.84	58.84
658	CZAJKOWSKI Przemyslaw	POL	63.23	65.61
686	KHALED MOHAMMED Almughanni	QAT		
776	KRASNOSHCHENKOV Ivan	RUS	61.14	61.14
823	SIDORCHENKO Gleb	RUS	62.55	62.55
850	ROSE Alexander	SAM	57.44	58.70
884	HRIBAR Tadej	SLO	54.83	55.62
1067	VICARS Derrick	USA	56.60	56.60

Total Number of Entries: 19



Entry List by Event

Список заявок по

As of MO 8 JUL 2013

Hammer Throw Men

Bib	Name	Ctry code	Season Best	Personal Best
57	KALAMOYETS Siarhei	BLR	75.66	77.52
61	SHHAYUNOU Yury	BLR	78.99	80.72
201	SALDARRIAGA Jacobo De Leon	COL		58.20
231	ELASHRY Alaaeldin	EGY	72.92	72.92
284	KAUPPINEN Juha	FIN	70.63	74.38
295	SEPPANEN Tuomas	FIN	73.97	75.31
324	ZIEGLER Alexander	GER	74.27	75.78
498	GAILIS Edgars	LAT		64.91
564	MARGHIEV Serghei	MDA	70.84	75.20
659	FAJDEK Pawel	POL	79.99	81.39
666	NOWICKI Wojciech	POL	75.87	75.87
787	LITVINOV Sergey	RUS	78.80	80.98
803	POZDNIAKOV Anatolii	RUS	77.04	77.04
850	ROSE Alexander	SAM		
923	LOMNICKY Marcel	SVK	78.15	78.15
1003	MAMMEDOV Mergen	TKM		
1004	HOMMADOV Amanmyrat	TKM		

Total Number of Entries: 17



Entry List by Event

Список заявок по

As of MO 8 JUL 2013

Javelin Throw Men

Bib	Name	Ctry code	Season Best	Personal Best
119	NIELSEN Kyle Joseph Matheson	CAN	76.37	77.24
123	PARKER Cody David	CAN	77.98	77.98
153	GUERRA Tomas	CHI	72.00	72.00
211	FRYDRYCH Petr	CZE	79.14	88.23
230	ABD ELRAHMAN Ihab	EGY	82.45	82.45
251	KIRT Magnus	EST	76.93	76.97
288	LEHTOLA Sampo	FIN	78.21	83.77
405	BONVECCHIO Norbert	ITA	77.10	79.22
421	ARAI Ryohei	JPN	77.62	78.21
422	DEAN Roderick Genki	JPN	80.15	84.28
547	WAGNER Antoine	LUX	75.39	75.39
573	MENDEZ Juan Jose	MEX	78.43	78.43
651	SHAH Altaf Hussain	PAK		
660	GRZESZCZUK Lukasz	POL	83.98	83.98
685	AL-MUHANNADI Al-Mumannadi	QAT		65.48
687	MOHAMAD MOHAMED IBRAHIM Kaida	QAT	71.05	71.05
690	CRAESCU Alexandru	ROU	72.48	74.44
712	HENNING Jayson	RSA	78.77	78.77
721	OOSTHUIZEN John Robert	RSA	81.97	86.80
761	IORDAN Valerii	RUS	83.56	83.56
833	TARABIN Dmitry	RUS	85.99	85.99
901	LAMA HEWAGE Malith	SRI		64.99
930	HANSSON Olof	SWE	72.02	72.02
965	CHENG Chao-Tsun	TPE	65.38	78.68
967	HUANG Shih-Feng	TPE	79.84	79.84
974	BROWNE Kerron	TRI		62.26
979	AVAN Fatih	TUR	84.58	85.60
1006	BEUKES Adriaan Stephanus	BOT	72.64	72.64

Total Number of Entries: 28



Entry List by Event

Список заявок по

As of MO 8 JUL 2013

Decathlon

Bib	Name	Ctry code	Season Best	Personal Best
49	VAN DER PLAETSEN Thomas	BEL		8157
84	ARBOUR Patrick	CAN	7593	7593
313	GILDE Maximilian	GER	7864	7864
320	KNOBEL Jan	GER	8396	8396
503	JANSONS Janis	LAT		7128
571	GARIBAY CASTANON Roman	MEX	7372	7372
624	HOLMBERG Henrik Johan	NOR	6823	6823
632	RISE Lars Vikan	NOR	7621	7942
641	NEWDICK Brent	NZL		8114
764	KHARLAMOV Vasilyi	RUS	8098	8166
830	SVIRIDOV Sergey	RUS	7639	8365

Total Number of Entries: 11



Entry List by Event

Список заявок по

As of MO 8 JUL 2013

20 km Walk Men

Bib	Name	Ctry code	Season Best	Personal Best
59	LIAKHOVICH Aliksandr	BLR	1:26:53	1:22:55
97	DUNFEE Evan Forsyth	CAN	1:25:43	1:23:45
101	GOMEZ-GOROZTIETA Inaki	CAN	1:24:18	1:20:58
132	THORNE Benjamin Gary	CAN		1:31:26
158	BIAN Tongda	CHN	1:19:34	1:19:34
165	LI Tianlei	CHN	1:21:28	1:21:01
166	LIU Jianmin	CHN	1:19:34	1:19:34
181	ZHAO Ziyang	CHN	1:22:58	1:22:58
228	ARTEAGA Mauricio	ECU	1:26:13	1:21:56
312	DOHMANN Carl	GER	1:23:50	1:23:50
314	GLOGER Nils Christopher	GER	1:24:01	1:24:01
408	MACCHIA Riccardo	ITA	1:25:27	1:25:27
443	TAKAHASHI Eiki	JPN	1:20:25	1:20:25
486	CHOE Byeong Kwang	KOR	1:21:52	1:21:52
524	GAIDAMAVICIUS Tomas	LTU	1:29:06	1:29:06
530	REKST Ricard	LTU	1:30:45	1:27:48
574	PALMA OLIVARES Ever	MEX	1:22:02	1:21:02
575	PALMA OLIVARES Isaac	MEX	1:21:13	1:21:13
727	SNYMAN Wayne	RSA	1:26:19	1:26:08
754	FILIPCHUK Valery	RUS	1:23:23	1:21:46
778	KRIVOV Andrey	RUS	1:25:04	1:18:25
780	KULAGOV Konstantin	RUS	1:24:28	1:24:28
808	RUZAVIN Andrey	RUS	1:19:06	1:17:47
828	STRELKOV Denis	RUS	1:19:53	1:19:53
933	KARLSTROM Perseus	SWE		1:23:43
939	VERA IBANEZ Anatole	SWE	1:24:35	1:22:36
1029	DMYTRENKO Ruslan	UKR	1:20:38	1:20:17
1030	GLAVAN Igor	UKR		1:25:58
1032	KOVALENKO Nazar	UKR	1:21:10	1:19:55
1034	LOSEV Ivan	UKR	1:21:55	1:20:48

Total Number of Entries: 30



Entry List by Event

Список заявок по

As of MO 8 JUL 2013

Half Marathon Men

Bib	Name	Ctry code	Season Best	Personal Best
50	VAN STREELS Dieter	BEL		
150	ESTRADA Daniel	CHI		
152	GUAJARDO Cristipher	CHI		
162	JIN Chao	CHN		
164	LI Shaozhuang	CHN		
170	REN Longyun	CHN		
212	HOMOLAC Jiri	CZE		
219	PAVLISTA Vit	CZE		
227	OMAR ABDI Ibrahim	DJI		
390	AMARE Girmaw	ISR		
393	MOOGAS Tasama	ISR		
423	EBINA Toshikatsu	JPN		
426	HATTORI Shota	JPN		
434	NAKAMURA Shogo	JPN		
438	SHITARA Yuta	JPN		
449	YAMAGISHI Hiroki	JPN		
468	KRASSILOV Mikhail	KAZ		
478	KIPROTICH Amos	KEN		
481	TERER Amon	KEN		
485	CHO Yongwon	KOR		
490	KIM Seongha	KOR		
510	VISKERS Janis	LAT		
568	DUARTE Jose Luis	MEX		
584	DAMBADARJAA Gantulga	MGL		
585	TSEVEENRAVDAN Byambajav	MGL		
617	NABARA BARMOU Oumarou	NIG		
704	ANDREAS Jeromy	RSA		
715	MOKOKA Stephen	RSA		
717	MZAZI Sibabalwe Gladwin	RSA		
732	ZAMKELE Xolisane	RSA		
740	AKHMADEEV Rinas	RUS		
741	APLACHKIN Artem	RUS		
749	CHECHUN Iurii	RUS		
786	LEYMAN Andrey	RUS		
800	PISHCHALOV Evgeniy	RUS		
809	RYBAKOV Anatoly	RUS		
820	SHALAMOV Vyacheslav	RUS		
907	BERNI Marcel	SUI		
926	AHWALL Andreas	SWE		
935	NILSSON David	SWE		
980	BAYRAM Muzaffer	TUR		
982	CAGLAYAN Mehmet	TUR		
985	GUNEN Vedat	TUR		
994	PAK Hasan	TUR		
1016	GIDADUI Herbert	UGA		
1017	MAKWETA Allan	UGA		
1020	NJIA Benjamin	UGA		

Total Number of Entries: 47



Entry List by Event

Список заявок по

As of MO 8 JUL 2013

100m Women

Bib	Name	Ctry code	Season Best	Personal Best
40	BALYANINA Valeriya	AZE	12.46	12.46
43	IVA Ishrat Zahan	BAN		
88	BINGHAM Khamica	CAN	11.67	11.46
96	DAVIS Shai-Anne G K	CAN	11.41	11.39
190	TA LOU Gonezie Marie-Josee	CIV	11.58	11.53
192	FANNY LAURE Appes Ekanga	CMR		
193	MPIANA KONDE Marina	COD		
194	NTUMBA NZEMBELE Kellyane	COD		
247	KALEV Maarja	EST	12.07	12.02
287	LATVALA Hanna-Maari	FIN	11.36	11.36
307	VAZ MARTINS Jacira	GBS		
334	DUPEH Bless	GHA		
335	DZAMESI Abigail	GHA		
359	SATRIANI Lusiana	INA	12.10	12.10
376	ROY Himashree	IND		
384	FOSTER Amy	IRL	11.49	11.49
402	AUDREY Alloh	ITA	11.67	11.43
473	SAFRONOVA Olga	KAZ	11.42	11.12
489	KANG Da-Seul	KOR	11.76	11.76
525	GRINCIKAITE Lina	LTU	11.31	11.19
550	IO In Chi	MAC		12.78
561	ZULKIFLI Zaidatul Husna Binti	MAS	12.04	11.86
610	KALU Stephanie Chigozirim	NGR	11.33	11.33
615	UKO Peace Alphonsus	NGR	11.41	11.41
616	ISSA SEYNI Aissa	NIG		
619	AKINYEMI Folake	NOR		11.46
668	POPOWICZ Marika	POL	11.52	11.38
672	WEDLER Weronika	POL	11.51	11.35
681	TAVARES Sonia	POR	11.70	11.39
697	OGRAZEANU Andreea Luiza	ROU	11.46	11.32
763	KASHINA Yulia	RUS	11.34	11.34
782	KUZINA Ekaterina	RUS	11.29	11.29
848	GIRUBUGINGO Leonardine	RWA		
904	PIYADIGAMA Hiyanthi	SRI		12.20
942	NGWANDA Tumaini John	TAN		
957	ESHMURODOVA Olga	TJK		
960	OVCHARENKO Vladislava	TJK		11.77
973	SYU Yong-Jie	TPE		
1064	SCOTT Aurieyall	USA	10.96	10.96
1070	DO Thi Quyen	VIE		12.04
1072	IKABONGO Ikabongo	ZAM	13.16	13.16
1080	MUSIKAVANHU Leonah	ZIM		

Total Number of Entries: 42



Entry List by Event

Список заявок по

As of MO 8 JUL 2013

200m Women

Bib	Name	Ctry code	Season Best	Personal Best
43	IVA Ishrat Zahan	BAN		
96	DAVIS Shai-Anne G K	CAN	23.56	23.41
105	HYACINTHE Kimberly	CAN	22.79	22.79
190	TA LOU Gonezie Marie-Josee	CIV	23.67	23.26
192	FANNY LAURE Appes Ekanga	CMR		
193	MPIANA KONDE Marina	COD		
194	NTUMBA NZEMBELE Kellyane	COD		
248	KALLAS Kulli	EST		
263	SAKKARIAS Annika	EST		
287	LATVALA Hanna-Maari	FIN	23.62	23.38
307	VAZ MARTINS Jacira	GBS		
325	ABUBAKARI Asana	GHA		26.87
376	ROY Himashree	IND		
384	FOSTER Amy	IRL	23.59	23.53
388	WHELAN Niamh	IRL	23.70	23.30
415	LEROY Anastasia	JAM	23.51	23.08
473	SAFRONOVA Olga	KAZ	23.30	23.30
489	KANG Da-Seul	KOR	24.33	24.11
552	LEONG Ka Man	MAC		26.97
561	ZULKIFLI Zaidatul Husna Binti	MAS		
562	COJUHARI Olesea	MDA	24.12	24.05
610	KALU Stephanie Chigozirim	NGR	23.92	23.92
619	AKINYEMI Folake	NOR	24.07	23.61
634	SLETTUM Elisabeth	NOR	23.59	23.48
681	TAVARES Sonia	POR	24.14	23.43
697	OGRAZEANU Andreea Luiza	ROU	23.55	23.29
719	NIENABER Arista	RSA		
722	PALFRAMAN Justine	RSA	23.28	23.22
768	KOCHERZHOVA Anastasiia	RUS	23.27	23.27
774	KOTLYAROVA Nadezhda	RUS		
848	GIRUBUGINGO Leonardine	RWA		
852	DIOP Fatoumata	SEN	24.11	24.11
880	SUMA Asiatu	SLE		
882	BARUNDIC Nika	SLO	24.91	24.67
904	PIYADIGAMA Hiyanthi	SRI		25.44
912	GOLAY Joelle Sarah	SUI	23.84	23.84
918	SPRUNGER Lea	SUI	23.36	23.08
942	NGWANDA Tumaini John	TAN		
957	ESHMURODOVA Olga	TJK		26.37
960	OVCHARENKO Vladislava	TJK		23.98
973	SYU Yong-Jie	TPE		
1051	PTAK Ewelina	POL		
1058	JOHNSON Tristie	USA		
1064	SCOTT Aurieyall	USA	22.46	22.46
1070	DO Thi Quyen	VIE		
1073	KAPUTULA Rosemary	ZAM		

Total Number of Entries: 46



Entry List by Event

Список заявок по

As of MO 8 JUL 2013

400m Women

Bib	Name	Ctry code	Season Best	Personal Best
26	SARGENT Caitlin	AUS	52.66	52.66
71	MASHILA Lydia Casey	BOT	53.26	52.65
82	MANDABA Elisabeth Victoire	CAF		
92	BROWN Alicia Christina	CAN	52.92	52.92
204	BERMUDEZ Desire	CRC	54.90	54.90
208	BARTONICKOVA Jitka	CZE	52.87	52.72
237	BOKESA ABIA Aauri Lorena	ESP	52.22	52.22
260	MEIER Helin	EST	55.85	55.85
404	BONFANTI Elena Maria	ITA	53.13	52.61
415	LEROY Anastasia	JAM	51.19	51.09
506	NAGLE Inese	LAT	58.65	58.65
549	IAO Si Teng	MAC		
552	LEONG Ka Man	MAC	58.48	58.48
562	COJUHARI Olesea	MDA	52.13	52.00
608	GEORGE Patience Okon	NGR	51.87	51.87
609	GEORGE Regina Nneka	NGR	50.99	50.99
656	BEDNAREK Agata	POL	53.14	52.41
722	PALFRAMAN Justine	RSA	53.32	51.87
729	VAN DER MERWE Sonja	RSA	53.28	52.75
832	TAMKOVA Alena	RUS	51.52	51.52
839	USTALOVA Ksenia	RUS	50.84	49.92
852	DIOP Fatoumata	SEN	53.63	53.63
871	KAMARA Salamatu Isatu	SLE		
876	SESAY Isha Said	SLE		
888	REBERNIK Liona	SLO	53.63	53.62
1027	BARALEY Yuliya	UKR	52.34	52.34
1037	PIATACHENKO Viktoriya	UKR		
1062	NELSON Briana	USA	52.31	52.31
1072	IKABONGO Ikabongo	ZAM		

Total Number of Entries: 29



Entry List by Event

Список заявок по

As of MO 8 JUL 2013

800m Women

Bib	Name	Ctry code	Season Best	Personal Best
51	BEAN Taylor-Ashley	BER		
82	MANDABA Elisabeth Victoire	CAF		2:12.56
95	CROFTS Helen Joan	CAN	2:02.10	2:02.10
129	SMITH Jessica Lorene	CAN	2:01.17	1:59.86
259	MATEITSHUK Jevgenia	EST		2:07.67
317	KESSELRING Anne	GER	2:02.12	2:02.12
382	EVERARD Ciara	IRL	2:04.34	2:04.34
395	BARNARD Ninfa	ISV	2:08.43	2:08.43
470	MUKASHEVA Margarita	KAZ	2:00.18	1:59.20
512	MAFATA Moleboheng	LES		2:12.20
520	BALCIUNAITE Egle	LTU	2:02.16	1:59.29
528	PILIUSINA Natalja	LTU	2:03.80	2:02.12
546	NOBILI Martine	LUX	2:06.35	2:06.35
549	IAO Si Teng	MAC		
566	ZAPOROJAN Olga	MDA	2:05.94	2:05.94
622	FILLINGSNES Ida	NOR	2:08.51	2:08.51
643	SMIT Angie	NZL	2:02.01	2:00.67
654	SAWALHA Woroud	PLE		2:29.16
671	URBANIK Danuta	POL	2:03.15	2:00.84
775	KOTULSKAYA Elena	RUS	1:59.60	1:57.77
781	KUPINA Ekaterina	RUS	1:59.21	1:59.21
877	SESAY Salamatu	SLE		
905	SALDORU THUPPAIGE D	SRI		
941	NGWENYAMA Fezile Millicent	SWZ		
961	RAHMONOVA Dilshoda	TJK		
1011	AJOK Docus	UGA		
1019	NANYONDO Winnie	UGA		2:02.38

Total Number of Entries: 27



Entry List by Event

Список заявок по

As of MO 8 JUL 2013

1500m Women

Bib	Name	Ctry code	Season Best	Personal Best
3	GEGA Luiza	ALB	4:05.11	4:05.11
13	CURNOW Eliza	AUS	4:11.73	4:11.73
21	MCGOWAN Brittany	AUS	4:15.60	4:15.60
51	BEAN Taylor-Ashley	BER		
109	LALONDE Genevieve Lynn	CAN	4:25.60	4:18.10
110	LEBLANC Annie	CAN	4:17.64	4:15.92
210	CAPKOVA Tereza	CZE	4:08.78	4:08.27
242	PEREIRA DA PONTE Solange	ESP	4:15.96	4:14.07
327	ADWUBI Esther	GHA		
387	TARPLEE Claire	IRL	4:11.35	4:11.35
409	MAGNANI Margherita	ITA	4:06.34	4:06.34
512	MAFATA Moleboheng	LES		
528	PILIUSINA Natalja	LTU	4:09.57	4:09.51
572	GUEVARA Cristina	MEX	4:16.94	4:16.94
583	CHULUUNKHUU Shinetsetseg	MGL		4:31.90
637	GREENE Becky	NZL	4:18.15	4:18.15
643	SMIT Angie	NZL	4:22.26	4:13.72
657	BRONIATOWSKA Katarzyna	POL	4:10.04	4:10.04
773	KOROBKINA Elena	RUS	4:05.35	4:05.35
821	SHARMINA Ekaterina	RUS	4:04.55	3:59.49
916	KURMANN Lisa Maria	SUI	4:17.42	4:17.42
941	NGWENYAMA Fezile Millicent	SWZ		
961	RAHMONOVA Dilshoda	TJK		
991	KOYUNCU Tugba	TUR	4:06.22	4:03.41
1011	AJOK Docus	UGA		
1019	NANYONDO Winnie	UGA		
1048	PIERDEVARA Florina	ROU	4:21.78	4:15.36
1063	SCHAPPERT Nicole	USA	4:11.80	4:06.87

Total Number of Entries: 28



Entry List by Event

Список заявок по

As of MO 8 JUL 2013

5000m Women

Bib	Name	Ctry code	Season Best	Personal Best
161	GONG Lihua	CHN		16:33.84
182	ZHOU Jing	CHN		
222	GLAD Simone	DEN	16:57.92	16:48.36
276	WONDEM Demeku Akalu	ETH		
327	ADWUBI Esther	GHA		19:42.37
378	VARADE Pooja Ramesh	IND		
439	SHOJI Mai	JPN	15:37.55	15:37.55
440	SUZUKI Ayuko	JPN	15:31.45	15:31.45
512	MAFATA Moleboheng	LES		17:53.74
583	CHULUUNKHUU Shinetsetseg	MGL		
680	ROCHA Carla Salome	POR	16:06.54	16:04.40
688	BIRCA Roxana Elisabeta	ROU	15:42.62	15:13.40
693	FRUMUZ Cristina Alexandra	ROU		16:00.81
757	GOLOVKINA Olga	RUS	15:32.45	15:05.26
791	MURIASOVA Alfia	RUS	15:20.42	15:20.42
987	KARAKAYA Dudu	TUR	15:57.66	15:20.00
1015	CHEBET Annet	UGA		16:49.13
1075	CHAMUNORWA Vongai	ZIM		

Total Number of Entries: 18



Entry List by Event

Список заявок по

As of MO 8 JUL 2013

10000m Women

Bib	Name	Ctry code	Season Best	Personal Best
106	JOHNS Rhiannon Ellen Joan	CAN	33:29.99	33:29.99
266	TONNE Grete	EST		
369	MUTTIYILTHODI DEVADAS Thara	IND		
439	SHOJI Mai	JPN		33:09.57
440	SUZUKI Ayuko	JPN	32:49.02	32:49.02
445	TSUDA Mai	JPN	32:54.25	32:54.25
680	ROCHA Carla Salome	POR	32:40.03	32:40.03
784	LEONTEVA Natalia	RUS	32:44.20	32:44.20
804	PROKOPYEVA Alina	RUS	32:02.92	31:57.38
805	PUCHKOVA Natalia	RUS	32:02.67	32:02.67
1015	CHEBET Annet	UGA	34:24.20	34:24.20
1044	SKRYPAK Olga	UKR	33:55.56	31:51.32

Total Number of Entries: 12



Entry List by Event

Список заявок по

As of MO 8 JUL 2013

3000m Steeplechase Women

Bib	Name	Ctry code	Season Best	Personal Best
100	FURLAN Jessica Quinn Avery	CAN	9:58.52	9:58.52
102	GROENEWOUD Chantelle Ann	CAN	10:01.43	9:54.70
215	KRCHOVA Eva	CZE	9:52.69	9:52.69
222	GLAD Simone	DEN	10:29.47	10:23.79
279	ERIKSSON Sandra	FIN	9:47.76	9:43.38
383	FINN Michelle	IRL	9:54.00	9:54.00
538	ZUSINAITE Vaida	LTU	10:11.82	9:54.36
743	ARISTARKHOVA Natalya	RUS	9:30.64	9:30.64
842	ZARIPOVA Yulia	RUS		9:05.02
993	MINGIR Gulcan	TUR	9:45.80	9:13.53
1043	SHMIDT Svitlana	UKR	9:37.33	9:31.16

Total Number of Entries: 11



Entry List by Event

Список заявок по

As of MO 8 JUL 2013

100m Hurdles Women

Bib	Name	Ctry code	Season Best	Personal Best
10	BEAHAN Brianna	AUS	13.53	13.53
20	MCCANN Shannon	AUS	13.31	13.31
62	TALAY Alina	BLR	13.03	12.71
173	SUN Minjing	CHN	13.66	13.60
289	LEINONEN Elisa	FIN	13.50	13.29
359	SATRIANI Lusiana	INA		
420	WILLIAMS Danielle	JAM	12.69	12.69
464	IVONINSKAYA Natalya	KAZ	13.34	12.68
469	MOSSEYEVA Bazhena	KAZ	13.53	13.53
536	TAMOSAITYTE Sonata	LTU	13.63	13.10
557	RAJA AZHAR Raja Nursheena	MAS	13.98	13.93
612	NDU Ugonna Stephanie	NGR	13.14	13.14
629	OERVING Tale	NOR	13.41	13.41
640	MORRISON Fiona	NZL	13.45	13.45
742	ARGUNOVA Nina	RUS	13.32	13.02
836	TOPILINA Svetlana	RUS	13.35	13.14
897	GALKETIYA ARACHCHILAGE I	SRI		
917	SPRUNGER Ellen	SUI	13.82	13.35
966	HSIEH Ching-Ju	TPE	13.76	13.76
1038	PLOTNITSYNA Anna	UKR	13.03	13.03
1054	BARBER Jade	USA	13.00	13.00
1066	THOMAS Vashti	USA		
1201	GREENIDGE Sade Mariah	BAR	13.16	13.16

Total Number of Entries: 23



Entry List by Event

Список заявок по

As of MO 8 JUL 2013

400m Hurdles Women

Bib	Name	Ctry code	Season Best	Personal Best
45	DAUWENS Axelle	BEL	56.84	56.60
65	BABOLAI Oarabile	BOT	59.67	58.09
80	NIKIEMA Ramata	BUR		
115	MONTCALM Noelle	CAN	55.96	55.96
134	WELLS Sarah-Lynn	CAN	55.98	55.71
149	ERRAZURIZ Javiera	CHI	59.77	59.43
263	SAKKARIAS Annika	EST	1:04.78	1:04.78
319	KLOPSCH Christiane Bettina	GER	56.83	56.83
374	RAGHAVAN Anu	IND	1:00.76	1:00.34
380	BARR Jessie	IRL	56.74	55.93
472	ROMANOVA Alexandra	KAZ	59.53	59.53
506	NAGLE Inese	LAT		1:00.44
534	STAIUNAITE Egle	LTU	57.75	56.58
635	TOMB Stine Meland	NOR	57.13	56.38
665	LINKIEWICZ Joanna	POL	56.93	56.93
709	EBERSOHN Anneri	RSA	55.87	55.87
751	DAVYDOVA Irina	RUS	55.26	53.77
853	FAYE Mame Fatou	SEN	57.73	57.46
976	AKIN Ozge	TUR	56.34	56.33
999	YILDIRIM Derya	TUR	57.26	
1046	TITIMETS Anna	UKR	54.84	54.69
1047	YAROSHCHUK Anna	UKR	54.99	54.35
1056	BUCKLEY Landria	USA	56.64	56.64

Total Number of Entries: 23



Entry List by Event

Список заявок по

As of MO 8 JUL 2013

4x100m Relay Women

Bib	Name	Ctry code	Season Best	Personal Best
Ghana		GHA		
325	ABUBAKARI Asana			
330	ANSAH Emma Esi			
335	DZAMESI Abigail			
339	SAGOE Adelaide			
Canada		CAN		
88	BINGHAM Khamica			
96	DAVIS Shai-Anne G K			
105	HYACINTHE Kimberly			
117	NETTEY Christabel Sarkor			
Poland		POL		
668	POPOWICZ Marika			
672	WEDLER Weronika			
Russian Federation		RUS		
763	KASHINA Yulia			
768	KOCHERZHOVA Anastasiia			
782	KUZINA Ekaterina			
799	PANTELEEVA Marina			
840	YARUSHKINA Victoria			
Lithuania		LTU		
518	ANDRIJAUSKAITE Lina			
525	GRINCIKAITE Lina			
536	TAMOSAITYTE Sonata			
Sierra Leona		SLE		
875	LAHAI Lucy			
881	TURAY Alimatu Katrine			
Chinese Taipei		TPE		
966	HSIEH Ching-Ju			
968	KO Ching-Ting			
970	LIAO Ching-Hsien			
972	SHEN Wan-Zhen			
973	SYU Yong-Jie			
Switzerland		SUI		
908	CURTI Joelle Inglina			
910	FREY Nora			
912	GOLAY Joelle Sarah			
917	SPRUNGER Ellen			
918	SPRUNGER Lea			
United States Of America		USA		
1054	BARBER Jade			
1064	SCOTT Aurieyall			
1066	THOMAS Vashti			
Thailand		THA		
947	KANNIKOM Pimpika			
949	PAKDEE Khanrutai			
953	THIPAT Supawan			
954	WANNAKIT Tassaporn			
Ukraine		UKR		

Total Number of Entries: 11



Entry List by Event

Список заявок по

As of MO 8 JUL 2013

4x400m Relay Women

Bib	Name	Ctry code	Season Best	Personal Best
Russian Federation		RUS		
806	RENZHINA Ekaterina			
832	TAMKOVA Alena			
835	TEREKHOVA Yulia			
839	USTALOVA Ksenia			
Poland		POL		
Canada		CAN		
92	BROWN Alicia Christina			
115	MONTCALM Noelle			
129	SMITH Jessica Lorene			
134	WELLS Sarah-Lynn			
Turkey		TUR		
976	AKIN Ozge			
977	APAK Sema			
991	KOYUNCU Tugba			
995	REDIF Meliz			
999	YILDIRIM Derya			

Total Number of Entries: 4



Entry List by Event

Список заявок по

As of MO 8 JUL 2013

High Jump Women

Bib	Name	Ctry code	Season Best	Personal Best
107	KIMOTO Emma Fumie	CAN	1.83	1.83
131	THEOPHILLE Michelle Marie	CAN	1.86	1.86
202	VEGA Cindy Paola	COL		
233	IBRAHIM Basant	EGY	1.74	1.81
246	ILJUSHTSHENKO Anna	EST	1.88	1.96
296	SMOLANDER Elina	FIN	1.85	1.86
343	STERGIOU Antonia	GRE	1.90	1.97
347	FUNG Wai Yee	HKG		1.70
354	SZABO Barbara	HUN	1.89	1.89
391	BARENI Shahaf Yahel	ISR	1.83	1.83
392	FURMAN Maayan	ISR	1.90	1.92
507	ONUZANE Madara	LAT	1.74	1.81
567	AYALA Fabiola Elizabeth	MEX	1.86	1.90
588	DIAKITE Doussou	MLI		
636	VIKAN Linn	NOR		
639	LAMB Liz	NZL	1.84	1.90
644	SUTHERLAND Emma	NZL	1.80	1.80
653	RIOS MILLER Kashani Isamara	PAN		1.84
662	KASPRZYCKA Justyna	POL	1.95	1.95
669	STEPANIUK Kamila	POL	1.99	1.99
772	KONONOVA Evgeniia	RUS	1.92	1.92
779	KUCHINA Maria	RUS	1.92	1.95
909	DEMO Giovanna	SUI	1.81	1.85
936	SKOG Sofie	SWE	1.90	1.90
1001	YUKSEL Burcu	TUR	1.92	1.94

Total Number of Entries: 25



Entry List by Event

Список заявок по

As of MO 8 JUL 2013

Pole Vault Women

Bib	Name	Ctry code	Season Best	Personal Best
47	HENRY Chloe	BEL	4.33	4.33
48	SMETS Fanny	BEL	4.20	4.30
87	BERGEVIN Lindsey	CAN	4.20	4.20
89	BONE Robin Arlene	CAN	4.10	4.10
216	MALACOVA Romana	CZE	4.32	4.41
265	TIKK Tiina	EST		3.80
267	VAHER Lembi	EST	4.00	4.09
310	BAUER Katharina Yvonne	GER	4.40	4.42
322	SCHULTZE Martina	GER	4.40	4.40
342	LEDAKI Stella-Iro	GRE	4.50	4.50
403	BENECCHI Giorgia	ITA	4.30	4.35
494	BORTASCENOKA Ildze	LAT	3.85	3.96
630	OESTHUS Ida Beate Oeyen	NOR	3.86	3.86
766	KIRYASHOVA Alexandra	RUS	4.50	4.65
815	SAVCHENKO Anastasia	RUS	4.73	4.73
889	WRITZL Jerneja	SLO	3.80	4.00

Total Number of Entries: 16



Entry List by Event

Список заявок по

As of MO 8 JUL 2013

Long Jump Women

Bib	Name	Ctry code	Season Best	Personal Best
24	PENNEY Jessica	AUS	6.32	6.43
78	MARTINS Eliane	BRA	6.53	6.66
117	NETTEY Christabel Sarkor	CAN	6.75	6.75
118	NETTEY Sabrina Eden Saaku	CAN	6.17	6.26
141	BOUELE BONDO Marcelle Cecilia	CGO		
193	MPIANA KONDE Marina	COD		
197	BETANCOURTH Irma Jhuliet	COL		
202	VEGA Cindy Paola	COL		
239	JOVER PEREZ Maria Del Mar	ESP	6.56	6.69
245	EERME Triin	EST	6.02	6.02
256	MAASIK Laura	EST		5.99
308	ACHKINADZE Ksenia	GER	6.66	6.66
323	WEITZEL Michelle	GER	6.57	6.64
358	LONDA Maria Natalia	INA	6.25	6.55
368	KAUSHLYA DEVI No	IND	5.95	5.95
501	GRIVA Mara	LAT	6.35	6.59
518	ANDRIJAUSKAITE Lina	LTU	6.05	6.35
588	DIAKITE Doussou	MLI		
592	SARE Rebecca	MLT	5.57	5.57
616	ISSA SEYNI Aissa	NIG		
661	JAGACIAK Anna	POL	6.57	6.74
692	DEIAC Cornelia Ioana	ROU	6.50	6.70
699	SANDU Cristina Mihaela	ROU	6.40	6.57
767	KLISHINA Daria	RUS	6.81	7.05
826	SOKOLOVA Elena	RUS	6.91	7.07
872	KAMARA Susan	SLE		
966	HSIEH Ching-Ju	TPE	5.92	5.92
996	SERBEST SINMEZ Sevim	TUR	6.36	6.36
1066	THOMAS Vashti	USA		
1069	TARASOVA Yuliya	UZB	6.27	6.81
1073	KAPUTULA Rosemary	ZAM		

Total Number of Entries: 31



Entry List by Event

Список заявок по

As of MO 8 JUL 2013

Triple Jump Women

Bib	Name	Ctry code	Season Best	Personal Best
25	PETTITT Ellen	AUS	13.41	13.41
53	OUTERBRIDGE Allison	BER		11.89
197	BETANCOURTH Irma Jhuliet	COL		12.35
258	MAKAROVA Anna	EST		12.70
277	TUIVANUAVOU Milika	FIJ	12.86	12.86
299	TORRO Elina	FIN	13.69	13.72
370	NELICKAL VARKEY Sheena	IND		
418	THOMAS Shaneika	JAM	14.15	14.15
461	EKTOVA Ekaterina	KAZ	13.46	13.46
462	EKTOVA Irina	KAZ	14.05	14.48
501	GRIVA Mara	LAT	13.50	13.81
556	NAFIAH Noor Amira Binti	MAS	13.40	13.90
577	RANGEL Ivonne Alitzel	MEX	12.95	13.01
592	SARE Rebecca	MLT	11.88	11.88
648	KAUSAR Nighat	PAK		
661	JAGACIAK Anna	POL	14.02	14.25
700	TOMA Carmen Cristina	ROU	13.88	14.29
771	KONEVA Ekaterina	RUS	14.80	14.80
792	MURTAZINA Alsu	RUS	14.54	14.55
996	SERBEST SINMEZ Sevim	TUR	13.95	13.95
1065	SINKLER April	USA	13.49	13.51
1072	IKABONGO Ikabongo	ZAM		

Total Number of Entries: 22



Entry List by Event

Список заявок по

As of MO 8 JUL 2013

Shot Put Women

Bib	Name	Ctry code	Season Best	Personal Best
56	DUBITSKAYA Aliona	BLR	17.35	17.95
108	LABONTE Julie	CAN	17.61	18.31
135	WHALEN Chelsea	CAN	16.45	16.45
148	DUCO Natalia	CHI	18.18	18.80
151	GALLARDO Ivana	CHI		13.92
167	LIU Xiangrong	CHN	18.73	19.24
194	NTUMBA NZEMBELE Kellyane	COD		
232	ELKASAPY Fadya	EGY		14.67
318	KLEEBERG Sophie	GER	17.38	17.92
352	MARTON Anita	HUN	18.18	18.48
593	ENGELBRECHT Charlene	NAM		13.73
614	TALABI Omotayo Oluwagbemisola	NGR	16.21	16.21
621	DISSERUD Silje Nordahl	NOR		14.12
638	KEENAN Terina	NZL	15.75	15.75
831	SVIRIDOVA Olesya	RUS	16.30	19.72
834	TARASOVA Irina	RUS	19.20	19.35
885	HUS Spela	SLO	14.31	14.92
902	MADURAPPERUMA Devni Kalanika	SRI		
927	AKERSTROM Frida	SWE	15.13	15.55
1010	ACAN Janeth	UGA		
1057	JOHNSON Felisha	USA	18.27	18.27
1061	MCCALL Jeneva	USA	18.47	18.47
1073	KAPUTULA Rosemary	ZAM		
1082	SIGAUKE Patience	ZIM		

Total Number of Entries: 24



Entry List by Event

Список заявок по

As of MO 8 JUL 2013

Discus Throw Women

Bib	Name	Ctry code	Season Best	Personal Best
18	KENNEDY Alix	AUS	55.76	55.76
22	MULHALL Kimberley	AUS	54.70	57.24
94	CHIN Rayann Valerie	CAN	53.22	53.22
151	GALLARDO Ivana	CHI	48.00	48.00
232	ELKASAPY Fadya	EGY		
282	HIRVONEN Katri	FIN	55.16	55.16
283	KAMARAINEN Sanna	FIN	56.99	57.30
442	TAKAHASHI Ayumi	JPN	54.17	54.22
593	ENGELBRECHT Charlene	NAM	48.00	48.08
638	KEENAN Terina	NZL	58.25	58.25
720	OBERHOLZER Maryke	RSA	57.24	57.24
756	GANEEVA Vera	RUS	64.30	64.30
798	PANOVA Elena	RUS	61.02	61.02
902	MADURAPPERUMA Devni Kalanika	SRI		
945	INSAENG Subenrat	THA	53.33	54.88
969	LI Tsai-Yi	TPE	55.32	60.23
1010	ACAN Janeth	UGA		

Total Number of Entries: 17



Entry List by Event

Список заявок по

As of MO 8 JUL 2013

Hammer Throw Women

Bib	Name	Ctry code	Season Best	Personal Best
58	KASTROVA Alina	BLR	67.32	70.31
122	OBROCHTA Kristin Halina	CAN	59.71	59.83
133	WEIR Jillian Lydia Ann	CAN	64.70	64.70
174	WANG Lu	CHN	69.39	69.39
214	KRALOVA Tereza	CZE	70.21	70.21
292	SALMELA Johanna	FIN	65.81	65.81
353	OZORAI Jenny Zsuzsanna	HUN	66.60	68.08
411	MARIANI Micaela	ITA	64.02	64.02
565	MARGHIEVA Zalina	MDA	71.98	74.47
642	RATCLIFFE Julia	NZL	68.80	68.80
698	PERIE Bianca Florentina	ROU	69.20	73.52
744	BESPALOVA Mariia	RUS	69.88	76.72
770	KONDRATYEVA Oxana	RUS	77.13	77.13
922	LOMNICKA Nikola	SVK	67.88	67.88
1035	NOVOZHYZLOVA Iryna	UKR	70.40	74.10
1061	MCCALL Geneva	USA	74.00	74.00

Total Number of Entries: 16



Entry List by Event

Список заявок по

As of MO 8 JUL 2013

Javelin Throw Women

Bib	Name	Ctry code	Season Best	Personal Best
35	EBERL Elisabeth	AUT	53.32	60.07
157	RIOS Maria Paz	CHI	54.11	54.11
194	NTUMBA NZEMBELE Kellyane	COD		
500	GRIVA Gundega	LAT	57.32	57.32
532	SCIUKAUSKAITE Ieva	LTU	50.08	53.21
618	AALTVEDT Marthe	NOR		51.64
738	ABAKUMOVA Maria	RUS	69.34	71.99
829	SUDARUSHKINA Victoria	RUS	62.77	62.77
887	LETNAR Bernarda	SLO	48.27	56.51
931	HOGLUND Elisabeth	SWE	50.57	50.57

Total Number of Entries: 10



Entry List by Event

Список заявок по

As of MO 8 JUL 2013

Heptathlon Women

Bib	Name	Ctry code	Season Best	Personal Best
4	ROGERS Dee-Ann	ANU		
27	STANWELL Sophie	AUS	5556	5556
114	MCINTOSH Rachael Dawn	CAN	5519	5519
205	PORRAS Ana	CRC		4655
209	CACHOVA Katerina	CZE	5899	6123
213	KLUCINOVA Eliska	CZE	6190	6283
238	GINES SANCHEZ Laura	ESP	5455	5860
252	KLAUP Mari	EST	6002	6002
355	ZSIVOCZKY-FARKAS Gyorgyi	HUN	5992	6068
488	JEONG Yeonjin	KOR	4956	4956
502	IKAUNIECE Laura	LAT	6186	6414
594	KRUGER Corlia	NAM		
626	MARCUSSEN Ida	NOR	6140	6226
627	MYRMEL Lene Secher	NOR	5314	5511
650	RAZIA Razia	PAK		
696	NAGY Judit	ROU	5464	5973
711	ERWEE Bianca	RSA	5715	5715
750	CHERNOVA Tatiana	RUS	6284	6880
816	SAVITSKAIA Kristina	RUS	6210	6681

Total Number of Entries: 19



Entry List by Event

Список заявок по

As of MO 8 JUL 2013

20 km Walk Women

Bib	Name	Ctry code	Season Best	Personal Best
28	STIGWOOD Stephanie	AUS	1:38:33	1:38:33
29	TALLENT Rachel	AUS	1:34:53	1:34:53
55	DRABENIA Hanna	BLR	1:32:12	1:31:58
160	GAO Ni	CHN	1:31:03	1:28:06
177	YANG Mingxia	CHN	1:29:48	1:28:56
180	ZHANG Xin	CHN	1:34:11	1:34:11
183	ZHOU Tongmei	CHN	1:30:28	1:30:28
220	PELANTOVA Lucie	CZE	1:32:08	1:32:08
229	PEREZ Paola	ECU	1:32:53	1:32:01
344	ZAPOUNIDOU Despoina	GRE	1:37:52	1:31:08
346	CHING Siu Nga	HKG	1:41:45	1:41:45
386	REYNOLDS Laura	IRL	1:34:07	1:31:02
431	MAEDA Hiroi	JPN	1:32:25	1:32:25
467	KOZHAKHMETOVA Aiman	KAZ		1:35:00
580	SILVA MIRANDA Lizbet	MEX	1:37:17	1:37:17
745	BIKULOVA Lina	RUS	1:28:42	1:28:42
765	KIRDYAPKINA Anisya	RUS		
797	PANDAKOVA Marina	RUS		
827	SOKOLOVA Vera	RUS		
841	YUMANOVA Irina	RUS		
920	CZAKOVA Maria	SVK	1:35:30	1:35:30
964	CHANG Chia-Feng	TPE	1:40:46	1:40:46
1044	SKRYPAK Olga	UKR		

Total Number of Entries: 23



Entry List by Event

Список заявок по

As of MO 8 JUL 2013

Half Marathon Women

Bib	Name	Ctry code	Season Best	Personal Best
60	MAZURONAK Volha	BLR		
161	GONG Lihua	CHN		
169	MEI Ying	CHN		
172	SUN Lamei	CHN		
182	ZHOU Jing	CHN		
375	RAUT Monika Fulchand	IND		
432	MITSUI Ayako	JPN		
436	OKUNO Yukiko	JPN		
441	SUZUKI Hitomi	JPN		
445	TSUDA Mai	JPN		
447	UENO Yasuka	JPN		
576	PRIETO CASTAEDA Sara Mercedes	MEX		
693	FRUMUZ Cristina Alexandra	ROU	1:16:58	1:13:39
718	NGWENYA Thembeka	RSA		
724	RAVHANDALALA Thitshaamba	RSA		
755	GALIMOVA Valentina	RUS		
783	LEBEDEVA Lyudmila	RUS		
795	NOVICHKOVA Natalia	RUS		
804	PROKOPYEVA Alina	RUS		
805	PUCHKOVA Natalia	RUS		
817	SEDOVA Elena	RUS		
919	BERESOVA Katarina	SVK		

Total Number of Entries: 22



Daily Competition Schedule

Ежедневное Расписание соревнований

Time	Event	Round
8:00	20 km Walk Men	Final
9:00	Decathlon 110m Hurdles	Heat 1
9:06	Decathlon 110m Hurdles	Heat 2
9:20	Triple Jump Women	Qualification Group A
9:20	Triple Jump Women	Qualification Group B
9:45	20 km Walk Men	Flower Ceremony
10:25	Decathlon Discus	Group
11:25	200m Men	Round 1 Heat 1
11:31	200m Men	Round 1 Heat 2
11:37	200m Men	Round 1 Heat 3
11:43	200m Men	Round 1 Heat 4
11:49	200m Men	Round 1 Heat 5
11:55	200m Men	Round 1 Heat 6
12:01	200m Men	Round 1 Heat 7
12:07	200m Men	Round 1 Heat 8
12:13	200m Men	Round 1 Heat 9
12:19	200m Men	Round 1 Heat 10
15:30	Decathlon Pole Vault	Group
17:10	200m Women	Round 1 Heat 1
17:15	200m Women	Round 1 Heat 2
17:20	200m Women	Round 1 Heat 3
17:25	200m Women	Round 1 Heat 4
17:30	200m Women	Round 1 Heat 5
17:35	200m Women	Round 1 Heat 6
17:40	20 km Walk Men	Medal Ceremony
17:45	20 km Walk Men	Medal Ceremony Team
18:20	400m Hurdles Men	Semifinal 1
18:25	400m Hurdles Men	Semifinal 2
18:45	200m Men	Round 2 Heat 1
18:50	200m Men	Round 2 Heat 2
18:55	200m Men	Round 2 Heat 3
19:00	200m Men	Round 2 Heat 4
19:00	Decathlon Javelin	Group
19:15	1500m Men	Final
19:25	High Jump Men	Final
19:40	400m Hurdles Women	Final
20:00	Triple Jump Men	Final
20:20	400m Men	Final
20:30	1500m Men	Medal Ceremony
20:40	800m Women	Final
20:50	Javelin Throw Women	Final
20:55	400m Hurdles Women	Medal Ceremony
21:05	400m Women	Final
21:08	400m Men	Medal Ceremony
21:15	Decathlon 1500m	Heat
21:25	800m Women	Medal Ceremony
21:30	400m Women	Medal Ceremony
21:35	High Jump Men	Medal Ceremony
21:45	5000m Women	Round 1 Heat 1
22:05	Triple Jump Men	Medal Ceremony
22:10	5000m Women	Round 1 Heat 2
22:30	Javelin Throw Women	Medal Ceremony
22:35	Decathlon	Medal Ceremony



Daily Competition Schedule

(Ежедневное) Расписание соревнований / Список назначений

Time	Event	Round
9:00	400m Women	Round 1 Heat 1
9:06	400m Women	Round 1 Heat 2
9:12	400m Women	Round 1 Heat 3
9:18	400m Women	Round 1 Heat 4
9:35	400m Men	Round 1 Heat 1
9:41	400m Men	Round 1 Heat 2
9:47	400m Men	Round 1 Heat 3
9:53	400m Men	Round 1 Heat 4
9:59	400m Men	Round 1 Heat 5
10:00	Shot Put Men	Qualification Group A
10:00	Shot Put Men	Qualification Group B
10:05	400m Men	Round 1 Heat 6
10:30	100m Men	Round 1 Heat 1
10:30	Triple Jump Men	Qualification Group A
10:30	Triple Jump Men	Qualification Group B
10:36	100m Men	Round 1 Heat 2
10:42	100m Men	Round 1 Heat 3
10:48	100m Men	Round 1 Heat 4
10:54	100m Men	Round 1 Heat 5
11:00	100m Men	Round 1 Heat 6
11:06	100m Men	Round 1 Heat 7
11:12	100m Men	Round 1 Heat 8
11:18	100m Men	Round 1 Heat 9
<hr/>		
18:00	800m Women	Round 1 Heat 1
18:07	800m Women	Round 1 Heat 2
18:14	800m Women	Round 1 Heat 3
18:21	800m Women	Round 1 Heat 4
18:40	100m Men	Round 2 Heat 1
18:45	High Jump Men	Qualification Group A
18:45	High Jump Men	Qualification Group B
18:46	100m Men	Round 2 Heat 2
18:52	100m Men	Round 2 Heat 3
18:58	100m Men	Round 2 Heat 4
19:05	100m Women	Round 1 Heat 1
19:11	100m Women	Round 1 Heat 2
19:15	Long Jump Women	Qualification Group A
19:15	Long Jump Women	Qualification Group B
19:17	100m Women	Round 1 Heat 3
19:23	100m Women	Round 1 Heat 4
19:29	100m Women	Round 1 Heat 5
19:35	100m Women	Round 1 Heat 6
19:40	1500m Men	Round 1 Heat 1
19:45	Shot Put Men	Final
19:49	1500m Men	Round 1 Heat 2
19:58	1500m Men	Round 1 Heat 3
20:15	10000m Women	Final
21:10	Shot Put Men	Medal Ceremony
21:15	10000m Women	Medal Ceremony



Daily Competition Schedule

Ежедневное Расписание соревнований

Time	Event	Round
9:15	Javelin Throw Men	Qualification Group A
9:30	Decathlon 100m	Heat 1
9:35	Decathlon 100m	Heat 2
10:30	400m Hurdles Men	Round 1 Heat 1
10:35	400m Hurdles Men	Round 1 Heat 2
10:40	400m Hurdles Men	Round 1 Heat 3
10:45	400m Hurdles Men	Round 1 Heat 4
10:45	Decathlon Long Jump	Group
10:45	Javelin Throw Men	Qualification Group B
11:15	3000m Steeplechase Men	Round 1 Heat 1
11:25	3000m Steeplechase Men	Round 1 Heat 2
12:30	Decathlon Shot Put	Group
16:30	Hammer Throw Men	Final
18:00	400m Hurdles Women	Round 1 Heat 1
18:00	Decathlon High Jump	Group
18:06	400m Hurdles Women	Round 1 Heat 2
18:12	400m Hurdles Women	Round 1 Heat 3
18:30	400m Women	Semifinal 1
18:36	400m Women	Semifinal 2
18:40	Long Jump Women	Final
18:55	100m Women	Semifinal 1
18:59	100m Women	Semifinal 2
19:00	Discus Throw Women	Final
19:03	100m Women	Semifinal 3
19:05	Hammer Throw Men	Medal Ceremony
19:20	100m Men	Semifinal 1
19:25	100m Men	Semifinal 2
19:40	400m Men	Semifinal 1
19:46	400m Men	Semifinal 2
19:52	400m Men	Semifinal 3
20:05	100m Women	Final
20:15	800m Women	Semifinal 1
20:20	800m Women	Semifinal 2
20:30	100m Men	Final
20:35	100m Women	Medal Ceremony
20:40	Discus Throw Women	Medal Ceremony
20:45	10000m Men	Final
21:20	100m Men	Medal Ceremony
21:25	Long Jump Women	Medal Ceremony
21:30	Decathlon 400m	Heat 1
21:37	Decathlon 400m	Heat 2
21:45	10000m Men	Medal Ceremony



Daily Competition Schedule

Ежедневное Расписание соревнований

Time	Event	Round
8:00	20 km Walk Men	Final
9:00	Decathlon 110m Hurdles	Heat 1
9:06	Decathlon 110m Hurdles	Heat 2
9:20	Triple Jump Women	Qualification Group A
9:20	Triple Jump Women	Qualification Group B
9:45	20 km Walk Men	Flower Ceremony
10:25	Decathlon Discus	Group
11:25	200m Men	Round 1 Heat 1
11:31	200m Men	Round 1 Heat 2
11:37	200m Men	Round 1 Heat 3
11:43	200m Men	Round 1 Heat 4
11:49	200m Men	Round 1 Heat 5
11:55	200m Men	Round 1 Heat 6
12:01	200m Men	Round 1 Heat 7
12:07	200m Men	Round 1 Heat 8
12:13	200m Men	Round 1 Heat 9
12:19	200m Men	Round 1 Heat 10
15:30	Decathlon Pole Vault	Group
17:10	200m Women	Round 1 Heat 1
17:15	200m Women	Round 1 Heat 2
17:20	200m Women	Round 1 Heat 3
17:25	200m Women	Round 1 Heat 4
17:30	200m Women	Round 1 Heat 5
17:35	200m Women	Round 1 Heat 6
17:40	20 km Walk Men	Medal Ceremony
17:45	20 km Walk Men	Medal Ceremony Team
18:20	400m Hurdles Men	Semifinal 1
18:25	400m Hurdles Men	Semifinal 2
18:45	200m Men	Round 2 Heat 1
18:50	200m Men	Round 2 Heat 2
18:55	200m Men	Round 2 Heat 3
19:00	200m Men	Round 2 Heat 4
19:00	Decathlon Javelin	Group
19:15	1500m Men	Final
19:25	High Jump Men	Final
19:40	400m Hurdles Women	Final
20:00	Triple Jump Men	Final
20:10	Javelin Throw Women	Final
20:20	400m Men	Final
20:30	1500m Men	Medal Ceremony
20:40	800m Women	Final
20:55	400m Hurdles Women	Medal Ceremony
21:05	400m Women	Final
21:08	400m Men	Medal Ceremony
21:13	800m Women	Medal Ceremony
21:18	Decathlon 1500m	Heat
21:28	400m Women	Medal Ceremony
21:33	High Jump Men	Medal Ceremony
21:38	Triple Jump Men	Medal Ceremony
21:43	Decathlon	Medal Ceremony
21:48	Javelin Throw Women	Medal Ceremony



Daily Competition Schedule

Ежедневное Расписание соревнований

Time	Event	Round
8:00	20 km Walk Women	Final
9:45	20 km Walk Women	Flower Ceremony
10:00	Shot Put Women	Qualification Group A
10:00	Shot Put Women	Qualification Group B
10:30	Heptathlon Women 100m Hurdles	Heat 1
10:36	Heptathlon Women 100m Hurdles	Heat 2
10:42	Heptathlon Women 100m Hurdles	Heat 3
10:45	Discus Throw Men	Qualification Group A
11:00	1500m Women	Round 1 Heat 1
11:08	1500m Women	Round 1 Heat 2
11:20	800m Men	Round 1 Heat 1
11:28	800m Men	Round 1 Heat 2
11:36	800m Men	Round 1 Heat 3
11:44	800m Men	Round 1 Heat 4
11:45	Heptathlon Women High Jump	Group A
11:45	Heptathlon Women High Jump	Group B
11:52	800m Men	Round 1 Heat 5
12:00	800m Men	Round 1 Heat 6
12:30	Discus Throw Men	Qualification Group B
16:00	Heptathlon Women Shot Put	Group A
16:00	Heptathlon Women Shot Put	Group B
16:00	Hammer Throw Women	Final
17:15	20 km Walk Women	Medal Ceremony
17:20	20 km Walk Women	Medal Ceremony Team
17:30	High Jump Women	Qualification Group A
17:30	High Jump Women	Qualification Group B
17:50	Hammer Throw Women	Medal Ceremony
18:00	200m Women	Semifinal 1
18:06	200m Women	Semifinal 2
18:10	Pole Vault Women	Final
18:12	200m Women	Semifinal 3
18:25	200m Men	Semifinal 1
18:30	200m Men	Semifinal 2
18:45	100m Hurdles Women	Round 1 Heat 1
18:51	100m Hurdles Women	Round 1 Heat 2
18:57	100m Hurdles Women	Round 1 Heat 3
19:15	400m Hurdles Men	Final
19:40	Heptathlon Women 200m	Heat 1
19:45	Heptathlon Women 200m	Heat 2
19:50	Heptathlon Women 200m	Heat 3
19:55	Javelin Throw Men	Final
20:10	200m Women	Final
20:25	200m Men	Final
20:45	100m Hurdles Women	Final
20:50	200m Women	Medal Ceremony
21:00	3000m Steeplechase Women	Final
21:12	400m Hurdles Men	Medal Ceremony
21:17	200m Men	Medal Ceremony
21:22	5000m Men	Round 1 Heat 1
21:38	100m Hurdles Women	Medal Ceremony
21:43	Javelin Throw Men	Medal Ceremony
21:50	5000m Men	Round 1 Heat 2
22:06	3000m Steeplechase Women	Medal Ceremony
22:11	Pole Vault Women	Medal Ceremony



Daily Competition Schedule

Ежедневное Расписание соревнований

Time	Event	Round
10:00	Heptathlon Women Long Jump	Group A
10:00	Heptathlon Women Long Jump	Group B
11:30	Long Jump Men	Qualification Group A
11:30	Long Jump Men	Qualification Group B
18:00	Pole Vault Men	Final
18:05	Heptathlon Women Javelin	Group A
18:10	110m Hurdles Men	Round 1 Heat 1
18:15	110m Hurdles Men	Round 1 Heat 2
18:20	110m Hurdles Men	Round 1 Heat 3
18:20	Triple Jump Women	Final
18:45	4x100m Relay Women	Round 1 Heat 1
18:50	4x100m Relay Women	Round 1 Heat 2
19:00	4x100m Relay Men	Round 1 Heat 1
19:05	4x100m Relay Men	Round 1 Heat 2
19:25	800m Men	Semifinal 1
19:25	Heptathlon Women Javelin	Group B
19:31	800m Men	Semifinal 2
19:37	800m Men	Semifinal 3
19:50	Shot Put Women	Final
20:00	3000m Steeplechase Men	Final
20:15	Pole Vault Men	Medal Ceremony
20:20	110m Hurdles Men	Final
20:25	Triple Jump Women	Medal Ceremony
20:30	5000m Women	Final
20:50	3000m Steeplechase Men	Medal Ceremony
21:00	4x400m Relay Men	Round 1 Heat 1
21:05	4x400m Relay Men	Round 1 Heat 2
21:20	Heptathlon Women 800m	Heat 1
21:26	Heptathlon Women 800m	Heat 2
21:35	110m Hurdles Men	Medal Ceremony
21:40	Shot Put Women	Medal Ceremony
21:50	5000m Women	Medal Ceremony
22:00	Heptathlon Women	Medal Ceremony



Daily Competition Schedule

Ежедневное Расписание соревнований

Time	Event	Round
8:00	Half Marathon Women	Final
8:25	Half Marathon Men	Final
9:25	Half Marathon Women	Flower Ceremony
9:40	Half Marathon Men	Flower Ceremony
17:45	Half Marathon Women	Medal Ceremony
17:50	Half Marathon Women	Medal Ceremony Team
18:00	High Jump Women	Final
18:15	Half Marathon Men	Medal Ceremony
18:20	Half Marathon Men	Medal Ceremony Team
18:40	Discus Throw Men	Final
18:45	4x100m Relay Women	Final
19:00	800m Men	Final
19:05	Long Jump Men	Final
19:10	4x100m Relay Men	Final
19:25	1500m Women	Final
19:30	800m Men	Medal Ceremony
19:40	4x400m Relay Women	Final
19:50	4x100m Relay Women	Medal Ceremony
20:00	5000m Men	Final
20:17	4x100m Relay Men	Medal Ceremony
20:23	1500m Women	Medal Ceremony
20:29	High Jump Women	Medal Ceremony
20:35	4x400m Relay Men	Final
20:40	4x400m Relay Women	Medal Ceremony
20:45	Discus Throw Men	Medal Ceremony
20:50	5000m Men	Medal Ceremony
20:55	Long Jump Men	Medal Ceremony
21:00	4x400m Relay Men	Medal Ceremony




Records Set

Рекорды установленные

As of FRI 12 JUL 2013

Record Type	Event	Phase	Athlete / Team	Ctry code	Result
WL	Long Jump Men	Final	RIVERA Luis Alberto	MEX	8.46
	Heptathlon Women	Final	CHERNOVA Tatiana	RUS	6623
UR	5000m Men	Final	IBRAHIMOV Hayle	AZE	13:35.89
	Long Jump Men	Final	RIVERA Luis Alberto	MEX	8.46
	20 km Walk Men	Final	KRIVOV Andrey	RUS	1:20:47
	3000m Steeplechase Women	Final	ZARIPOVA Yulia	RUS	9:28.00
	100m Hurdles Women	Final	THOMAS Vashti	USA	12.61
	Triple Jump Women	Final	KONEVA Ekaterina	RUS	14.82
	20 km Walk Women	Final	KIRDYAPKINA Anisya	RUS	1:29:30
NR	100m Men	Round 1 8/9	BATTULGA Aчитbileg	MGL	10.71
	200m Men	Round 1 8/10	BATTULGA Aчитbileg	MGL	21.58
	1500m Men	Round 1 2/3	HAYRAPETYAN Ashot	ARM	3:51.06
	5000m Men	Round 1 2/2	AKUKA William Awunime	GHA	15:20.67
	Long Jump Men	Final	RIVERA Luis Alberto	MEX	8.46
	400m Women	Round 1 2/4	MANDABA Elisabeth Victoire	CAF	58.35
	800m Women	Final	MUKASHEVA Margarita	KAZ	1:58.96
	Heptathlon Women	Final	ROGERS Dee-Ann	ANU	4464

Legend	
NR National Record	UR Universiade Record
WL World Lead	

Timing and Results provided by  **TISSOT**



Medallists by Event
Медалисты по дисциплинам

REVISED
27 JUN 0:05

As of WED 27 JUN 2018

AFTER 46 OF 46 EVENTS

Event Name	Date	Medal Type	Name	Ctry code
100m Men	8 JUL 2013	GOLD	JOBODWANA Anaso	RSA
		SILVER	YAMAGATA Ryota	JPN
		BRONZE	KOFFI Hua Wilfried Serge	CIV
200m Men	10 JUL 2013	GOLD	JOBODWANA Anaso	RSA
		SILVER	DWYER Rasheed	JAM
		BRONZE	IIZUKA Shota	JPN
400m Men	9 JUL 2013	GOLD	KRASNOV Vladimir	RUS
		SILVER	HENRIQUES Andreson	BRA
		BRONZE	MAITLAND Nicholas	JAM
800m Men	12 JUL 2013	GOLD	AMOS Nijel	BOT
		SILVER	REPCIK Jozef	SVK
		BRONZE	VOJTA Andreas	AUT
1500m Men	9 JUL 2013	GOLD	SMIRNOV Valentin	RUS
		SILVER	RAE Jeremy Nicholas	CAN
		BRONZE	MOTSAU Jeremiah	RSA
5000m Men	12 JUL 2013	GOLD	IBRAHIMOV Hayle	AZE
		SILVER	CHELIMO Paul	KEN
		BRONZE	RINGER Richard Klaus	GER
10000m Men	8 JUL 2013	GOLD	MOKOKA Stephen	RSA
		SILVER	RYBAKOV Anatoly	RUS
		BRONZE	RYBAKOV Evgeny	RUS
3000m Steeplechase Men	11 JUL 2013	GOLD	SAFIULLIN Ilgizar	RUS
		SILVER	MARTOS ROA Sebastian	ESP
		BRONZE	NASTI Patrik	ITA
110m Hurdles Men	11 JUL 2013	GOLD	LOVETT Eddie	ISV
		SILVER	SHABANOV Konstantin	RUS
		BRONZE	SHUBENKOV Sergei	RUS
400m Hurdles Men	10 JUL 2013	GOLD	KUCERA Martin	SVK
		SILVER	NDIAYE Amadou	SEN
		BRONZE	DEWHURST Ian	AUS
4x100m Relay Men	12 JUL 2013	GOLD	BODROV Igor	UKR
			KORZH Vitaliy	
			PERESTIUK Ruslan	
			SMELYK Sergii	
		SILVER	HARA Yousuke	JPN
			IIZUKA Shota	
			YAMAGATA Ryota	
			YONAGUNI Rui	
		BRONZE	KIMURA Jun	POL
			ADAMSKI Jakub	
	KRYNSKI Kamil			
	KUC Dariusz			
	ZACZEK Artur			



Medallists by Event
Медалисты по дисциплинам

REVISED
27 JUN 0:05

As of WED 27 JUN 2018

Event Name	Date	Medal Type	Name	Ctry code
4x400m Relay Men		GOLD	AYESU-ATTAH Benjamin Kweku	CAN
			HARPER Tyler Daniel	
			ROBERTSON Michael Peter John	
			RODNEY Brendon Justin	
		SILVER	BENEKE Pieter Christian	RSA
			CONRADIE Pieter	
			DE SWARDT Jacques	
			VAN NIEKERK Wayde	
		BRONZE	CAN Yavuz	TUR
			GUZEL Mehmet	
KILIC Halit				
KOCABEYOGLU Bugrahan				
UGURER Doruk				
High Jump Men	9 JUL 2013	GOLD	MUDROV Sergey	RUS
		SILVER	PROTSENKO Andrii	UKR
		BRONZE	WANG Yu	CHN
Pole Vault Men	11 JUL 2013	GOLD	KENDRICKS Gavin	USA
		SILVER	YAMAMOTO Seito	JPN
		BRONZE	FILIPPOV Nikita	KAZ
Long Jump Men	12 JUL 2013	GOLD	RIVERA Luis Alberto	MEX
		SILVER	MENKOV Alexander	RUS
		BRONZE	CHUVA Marcos	POR
Triple Jump Men	9 JUL 2013	GOLD	KUZNIETSOV Viktor	UKR
		SILVER	FEDOROV Alexey	RUS
		BRONZE	EKTOV Yevgeniy	KAZ
Shot Put Men	7 JUL 2013	GOLD	LESNOI Alexander	RUS
		SILVER	SINGH Inderjeet	IND
		BRONZE	KOKOEV Valeriy	RUS
Discus Throw Men	12 JUL 2013	GOLD	JULIAO Ronald	BRA
		SILVER	FALOCI Giovanni	ITA
		BRONZE	SIDORCHENKO Gleb	RUS
Hammer Throw Men	8 JUL 2013	GOLD	FAJDEK Pawel	POL
		SILVER	LOMNICKY Marcel	SVK
		BRONZE	LITVINOV Sergey	RUS
Javelin Throw Men	10 JUL 2013	GOLD	TARABIN Dmitry	RUS
		SILVER	OOSTHUIZEN John Robert	RSA
		BRONZE	AVAN Fatih	TUR
Decathlon	10 JUL 2013	GOLD	VAN DER PLAETSEN Thomas	BEL
		SILVER	SVIRIDOV Sergey	RUS
		BRONZE	NEWDICK Brent	NZL
20 km Walk Men	9 JUL 2013	GOLD	KRIVOV Andrey	RUS
		SILVER	DMYTRENKO Ruslan	UKR
		BRONZE	STRELKOV Denis	RUS
20 km Walk Men Team	9 JUL 2013	GOLD	FILIPCHUK Valery	RUS
			KRIVOV Andrey	
			KULAGOV Konstantin	
			RUZAVIN Andrey	
			STRELKOV Denis	
		SILVER	DMYTRENKO Ruslan	UKR
			GLAVAN Igor	
			KOVALENKO Nazar	
			LOSEV Ivan	
		BRONZE	DUNFEE Evan Forsyth	CAN
GOMEZ-GOROZTIETA Inaki				
THORNE Benjamin Gary				



Medallists by Event
Медалисты по дисциплинам

REVISED
27 JUN 0:05

As of WED 27 JUN 2018

Event Name	Date	Medal Type	Name	Ctry code
Half Marathon Men	12 JUL 2013	GOLD	MZAZI Sibabalwe Gladwin	RSA
		SILVER	MOKOKA Stephen	RSA
		BRONZE	NAKAMURA Shogo	JPN
Half Marathon Men Team	12 JUL 2013	GOLD	MOKOKA Stephen	RSA
			MZAZI Sibabalwe Gladwin	
			ZAMKELE Xolisane	
		SILVER	EBINA Toshikatsu	JPN
			HATTORI Shota	
			NAKAMURA Shogo	
			SHITARA Yuta	
		BRONZE	YAMAGISHI Hiroki	
			APLACHKIN Artem	RUS
			CHECHUN Iurii	
100m Women	8 JUL 2013	GOLD	SCOTT Aurieyall	USA
		SILVER	GRINCICAITE Lina	LTU
		BRONZE	OGRAZEANU Andreea Luiza	ROU
200m Women	10 JUL 2013	GOLD	HYACINTHE Kimberly	CAN
		SILVER	LATVALA Hanna-Maari	FIN
		BRONZE	OGRAZEANU Andreea Luiza	ROU
400m Women	9 JUL 2013	GOLD	USTALOVA Ksenia	RUS
		SILVER	TAMKOVA Alena	RUS
		BRONZE	LEROY Anastasia	JAM
800m Women	9 JUL 2013	GOLD	MUKASHEVA Margarita	KAZ
		SILVER	KUPINA Ekaterina	RUS
		BRONZE	BALCIUNAITE Egle	LTU
1500m Women	12 JUL 2013	GOLD	KOROBKINA Elena	RUS
		SILVER	GEGA Luiza	ALB
		BRONZE	MAGNANI Margherita	ITA
5000m Women	11 JUL 2013	GOLD	GOLOVKINA Olga	RUS
		SILVER	SUZUKI Ayuko	JPN
		BRONZE	SHOJI Mai	JPN
10000m Women	7 JUL 2013	GOLD	SUZUKI Ayuko	JPN
		SILVER	PROKOPYEVA Alina	RUS
		BRONZE	TSUDA Mai	JPN
3000m Steeplechase Women	10 JUL 2013	GOLD	ZARIPOVA Yulia	RUS
		SILVER	MINGIR Gulcan	TUR
		BRONZE	GROENEWOUD Chantelle Ann	CAN
100m Hurdles Women	10 JUL 2013	GOLD	THOMAS Vashti	USA
		SILVER	TALAY Alina	BLR
		BRONZE	WILLIAMS Danielle	JAM
400m Hurdles Women	9 JUL 2013	GOLD	TITIMETS Anna	UKR
		SILVER	YAROSHCHUK Anna	UKR
		BRONZE	DAVYDOVA Irina	RUS
4x100m Relay Women	12 JUL 2013	GOLD	PIATACHENKO Viktoriya	UKR
			POGREBNIAK Natalia	
			POVKH Olesya	
			RYEMYEN Mariya	
		SILVER	BARBER Jade	USA
			JOHNSON Tristie	
			SCOTT Aurieyall	
			THOMAS Vashti	
		BRONZE	KOLDEJ Malgorzata	POL
			POPOWICZ Marika	
PTAK Ewelina				
WEDLER Weronika				



Medallists by Event

Медалисты по дисциплинам

REVISED
27 JUN 0:05

As of WED 27 JUN 2018

Event Name	Date	Medal Type	Name	Ctry code	
4x400m Relay Women	12 JUL 2013	GOLD	KOTLYAROVA Nadezhda	RUS	
			RENZHINA Ekaterina		
			TAMKOVA Alena		
			USTALOVA Ksenia		
		SILVER	BROWN Alicia Christina		CAN
			CROFTS Helen Joan		
			MONTCALM Noelle		
			WELLS Sarah-Lynn		
		BRONZE	EBERSOHN Anneri		RSA
NIENABER Arista					
PALFRAMAN Justine					
VAN DER MERWE Sonja					
High Jump Women	12 JUL 2013	GOLD	STEPANIUK Kamila	POL	
		SILVER	KUCHINA Maria	RUS	
		BRONZE	ILJUSHTSHENKO Anna	EST	
Pole Vault Women	10 JUL 2013	GOLD	SAVCHENKO Anastasia	RUS	
		SILVER	SCHULTZE Martina	GER	
		BRONZE	SMETS Fanny	BEL	
Long Jump Women	8 JUL 2013	GOLD	KLISHINA Daria	RUS	
		SILVER	SOKOLOVA Elena	RUS	
		BRONZE	WEITZEL Michelle	GER	
Triple Jump Women	11 JUL 2013	GOLD	KONEVA Ekaterina	RUS	
		SILVER	JAGACIAK Anna	POL	
		BRONZE	TOMA Carmen Cristina	ROU	
Shot Put Women	11 JUL 2013	GOLD	TARASOVA Irina	RUS	
		SILVER	LIU Xiangrong	CHN	
		BRONZE	DUCO Natalia	CHI	
Discus Throw Women	8 JUL 2013	GOLD	PANOVA Elena	RUS	
		SILVER	OBERHOLZER Maryke	RSA	
		BRONZE	INSAENG Subenrat	THA	
Hammer Throw Women	10 JUL 2013	GOLD	MCCALL Jeneva	USA	
		SILVER	KONDRATYEVA Oxana	RUS	
		BRONZE	MARGHIEVA Zalina	MDA	
Javelin Throw Women	9 JUL 2013	GOLD	ABAKUMOVA Maria	RUS	
		SILVER	SUDARUSHKINA Victoriia	RUS	
		BRONZE	EBERL Elisabeth	AUT	
Heptathlon Women	12 JUL 2013	GOLD	IKAUNIECE Laura	LAT	
		SILVER	ZSIVOCZKY-FARKAS Gyorgyi	HUN	
		BRONZE	KLUCINOVA Eliska	CZE	
20 km Walk Women	10 JUL 2013	GOLD	KIRDYAPKINA Anisya	RUS	
		SILVER	YUMANOVA Irina	RUS	
		BRONZE	BIKULOVA Lina	RUS	
20 km Walk Women Team	10 JUL 2013	GOLD	BIKULOVA Lina	RUS	
			KIRDYAPKINA Anisya		
			SOKOLOVA Vera		
			YUMANOVA Irina		
		SILVER	GAO Ni		CHN
			YANG Mingxia		
			ZHANG Xin		
Half Marathon Women	12 JUL 2013	GOLD	TSUDA Mai	JPN	
			PROKOPYEVA Alina		
		SILVER	PROKOPYEVA Alina		RUS
			OKUNO Yukiko		



Medallists by Event

Медалисты по дисциплинам

REVISED
27 JUN 0:05

As of WED 27 JUN 2018

Event Name	Date	Medal Type	Name	Ctry code
Half Marathon Women Team	12 JUL 2013	GOLD	MITSUI Ayako	JPN
			OKUNO Yukiko	
			SUZUKI Hitomi	
			TSUDA Mai	
			UENO Yasuka	
		SILVER	GALIMOVA Valentina	RUS
			LEBEDEVA Lyudmila	
			NOVICHKOVA Natalia	
			PROKOPYEVA Alina	
			SEDOVA Elena	
		BRONZE	GONG Lihua	CHN
			MEI Ying	
			SUN Lamei	
			ZHOU Jing	

Medal Table
Медальный зачет

REVISED
27 JUN 0:07

As of WED 27 JUN 2018

AFTER 46 OF 46 EVENTS

Rank	Ctry	Men				Women				total				Rank by Total
		Gold	Silver	Bronze	Tot	Gold	Silver	Bronze	Tot	Gold	Silver	Bronze	Tot	
1	RUS - Russian Federation	8	5	7	20	13	10	2	25	21	15	9	45	1
2	RSA - South Africa	5	3	1	9		1	1	2	5	4	2	11	3
3	UKR - Ukraine	2	3		5	2	1		3	4	4		8	4
4	USA - United States of America	1			1	3	1		4	4	1		5	=6
5	JPN - Japan		4	2	6	3	1	3	7	3	5	5	13	2
6	CAN - Canada	1	1	1	3	1	1	1	3	2	2	2	6	5
7	POL - Poland	1		1	2	1	1	1	3	2	1	2	5	=6
8	SVK - Slovakia	1	2		3					1	2		3	=10
9	BRA - Brazil	1	1		2					1	1		2	=16
10	KAZ - Kazakhstan			2	2	1		1	1	1		2	3	=10
11	BEL - Belgium	1			1			1	1	1		1	2	=16
12	AZE - Azerbaijan	1			1					1			1	=20
12	BOT - Botswana	1			1					1			1	=20
12	LAT - Latvia					1			1	1			1	=20
12	MEX - Mexico	1			1					1			1	=20
12	ISV - Virgin Islands, U.S.	1			1					1			1	=20
17	CHN - P.R. China			1	1		2	1	3		2	2	4	=8
18	JAM - Jamaica		1	1	2			2	2		1	3	4	=8
19	GER - Germany			1	1		1	1	2		1	2	3	=10
19	ITA - Italy		1	1	2			1	1		1	2	3	=10
19	TUR - Turkey			2	2		1		1		1	2	3	=10
22	LTU - Lithuania						1	1	2		1	1	2	=16
23	ALB - Albania						1		1		1		1	=20
23	BLR - Belarus						1		1		1		1	=20
23	FIN - Finland						1		1		1		1	=20
23	HUN - Hungary						1		1		1		1	=20
23	IND - India		1		1						1		1	=20
23	KEN - Kenya		1		1						1		1	=20
23	SEN - Senegal		1		1						1		1	=20
23	ESP - Spain		1		1						1		1	=20
31	ROU - Romania							3	3			3	3	=10
32	AUT - Austria			1	1			1	1			2	2	=16
33	AUS - Australia			1	1							1	1	=20
33	CHI - Chile							1	1			1	1	=20
33	CZE - Czech Republic							1	1			1	1	=20
33	CIV - Côte d'Ivoire			1	1							1	1	=20
33	EST - Estonia							1	1			1	1	=20
33	MDA - Moldova							1	1			1	1	=20
33	NZL - New Zealand			1	1							1	1	=20
33	POR - Portugal			1	1							1	1	=20
33	THA - Thailand							1	1			1	1	=20
	total	25	25	25	75	25	25	24	74	50	50	49	149	

Legend

= Equal sign indicates that two or more nations share the same rank by total

Timing and Results provided by  **TISSOT**

Placing Table
Финальная классификация

REVISED
27 JUN 0:07

As of WED 27 JUN 2018

AFTER 46 OF 46 EVENTS

Rank	Ctry	1 st		2 nd		3 rd		4 th		5 th		6 th		7 th		8 th		total Points
		Pl	Pts	Pl	Pts	Pl	Pts	Pl	Pts	Pl	Pts	Pl	Pts	Pl	Pts	Pl	Pts	
1	RUS - Russian Federation	21	168	15	105	9	54	9	45	10	40	3	9	4	8	3	3	432
2	JPN - Japan	3	24	5	35	5	30	4	20	2	8	3	9	1	2	3	3	131
3	CAN - Canada	2	16	2	14	2	12	5	25	4	16	5	15	3	6	2	2	106
4	RSA - South Africa	5	40	4	28	2	12			2	8	2	6	2	4	2	2	100
5	UKR - Ukraine	4	32	4	28			2	10	1	4	1	3	1	2	1	1	80
6	POL - Poland	2	16	1	7	2	12	1	5	2	8	3	9	2	4	1	1	62
7	USA - United States of America	4	32	1	7					1	4			2	4	1	1	48
8	GER - Germany			1	7	2	12	2	10	4	16			1	2			47
9	TUR - Turkey			1	7	2	12	3	15	1	4	2	6	1	2			46
10	CHN - P.R. China			2	14	2	12	1	5	1	4	2	6	1	2			43
11	FIN - Finland			1	7			4	20	1	4	1	3	1	2	3	3	39
12	JAM - Jamaica			1	7	3	18	1	5			1	3					33
13	ROU - Romania					3	18	1	5	1	4			2	4			31
14	KAZ - Kazakhstan	1	8			2	12	1	5					1	2	1	1	28
15	ITA - Italy			1	7	2	12	1	5					1	2	2	2	28
16	CZE - Czech Republic					1	6	2	10			2	6	2	4	1	1	27
17	AUS - Australia					1	6	1	5	1	4	2	6	2	4	2	2	27
18	LTU - Lithuania			1	7	1	6							4	8	4	4	25
19	SVK - Slovakia	1	8	2	14									1	2			24
20	BLR - Belarus			1	7			2	10	1	4	1	3					24
21	LAT - Latvia	1	8					1	5	1	4	1	3			2	2	22
22	NZL - New Zealand					1	6	2	10	1	4					1	1	21
23	IRL - Ireland									3	12	3	9					21
24	MEX - Mexico	1	8							1	4			3	6	2	2	20
25	ESP - Spain			1	7			1	5	1	4	1	3					19
26	BRA - Brazil	1	8	1	7							1	3					18
27	BEL - Belgium	1	8			1	6					1	3					17
28	THA - Thailand					1	6	1	5			1	3					14
29	POR - Portugal					1	6			1	4	1	3			1	1	14
30	BOT - Botswana	1	8									1	3			1	1	12
31	HUN - Hungary			1	7			1	5									12
32	AUT - Austria					2	12											12
33	KEN - Kenya			1	7							1	3					10
34	CHI - Chile					1	6			1	4							10
35	CIV - Côte d'Ivoire					1	6					1	3			1	1	10
35	EST - Estonia					1	6					1	3			1	1	10
37	NOR - Norway							1	5	1	4							9
38	UGA - Uganda									1	4	1	3	1	2			9
39	AZE - Azerbaijan	1	8															8
39	ISV - Virgin Islands, U.S.	1	8															8
41	MDA - Moldova					1	6									2	2	8
42	ALB - Albania			1	7													7
42	IND - India			1	7													7
42	SEN - Senegal			1	7													7
45	ISR - Israel									1	4			1	2			6
46	PUR - Puerto Rico							1	5									5
47	GRE - Greece									1	4							4
47	IRI - Iran									1	4							4
47	TPE - Chinese Taipei									1	4							4
50	BUR - Burkina Faso											1	3					3



Placing Table
Финальная классификация

REVISED
27 JUN 0:07

As of WED 27 JUN 2018

Rank	Ctry	1 st		2 nd		3 rd		4 th		5 th		6 th		7 th		8 th		total
		PI	Pts	PI	Pts	PI	Pts	PI	Pts	PI	Pts	PI	Pts	PI	Pts	PI	Pts	Points
50	KOR - Republic of Korea											1	3					3
50	SLO - Slovenia											1	3					3
50	SUI - Switzerland											1	3					3
54	BAR - Barbados													1	2			2
54	ECU - Ecuador													1	2			2
54	GHA - Ghana													1	2			2
54	MAS - Malaysia													1	2			2
54	SAM - Samoa													1	2			2
54	SIN - Singapore													1	2			2
54	SWE - Sweden													1	2			2
61	BER - Bermuda															1	1	1
61	ETH - Ethiopia															1	1	1
61	MGL - Mongolia															1	1	1
61	SWZ - Swaziland															1	1	1

Note:								
Order	1	2	3	4	5	6	7	8
Points	8	7	6	5	4	3	2	1

Legend				
PI	Place	Pts	Points	

Timing and Results provided by  **TISSOT**



Multi Medalists

Мультимедалисты на этих Играх

REVISED
27 JUN 0:08

As of WED 27 JUN 2018

Rank	Name	Ctry code	Event Name	Medal	Total No. of Medals	Rank by Total
1	MOKOKA Stephen	RSA	10 000m Men Half Marathon Men Half Marathon Men Team	GOLD SILVER GOLD	3	1
2	TSUDA Mai	JPN	10 000m Women Half Marathon Women Half Marathon Women Team	BRONZE GOLD GOLD	3	1
3	JOBODWANA Anaso	RSA	100m Men 200m Men	GOLD GOLD	2	4
3	KIRDYAPKINA Anisya	RUS	20 km Walk Women 20 km Walk Women Team	GOLD GOLD	2	4
3	KRIVOV Andrey	RUS	20 km Walk Men 20 km Walk Men Team	GOLD GOLD	2	4
3	MZAZI Sibabalwe Gladwin	RSA	Half Marathon Men Half Marathon Men Team	GOLD GOLD	2	4
3	USTALOVA Ksenia	RUS	400m Women 4x400m Relay Women	GOLD GOLD	2	4
8	SCOTT Aurieyall	USA	100m Women 4x100m Relay Women	GOLD SILVER	2	4
8	SUZUKI Ayuko	JPN	5000m Women 10 000m Women	SILVER GOLD	2	4
8	TAMKOVA Alena	RUS	400m Women 4x400m Relay Women	SILVER GOLD	2	4
8	THOMAS Vashti	USA	100m Hurdles Women 4x100m Relay Women	GOLD SILVER	2	4
8	YUMANOVA Irina	RUS	20 km Walk Women 20 km Walk Women Team	SILVER GOLD	2	4
13	BIKULOVA Lina	RUS	20 km Walk Women 20 km Walk Women Team	BRONZE GOLD	2	4
13	OKUNO Yukiko	JPN	Half Marathon Women Half Marathon Women Team	BRONZE GOLD	2	4
13	STRELKOV Denis	RUS	20 km Walk Men 20 km Walk Men Team	BRONZE GOLD	2	4
16	PROKOPYEVA Alina	RUS	10 000m Women Half Marathon Women Half Marathon Women Team	SILVER SILVER SILVER	3	1
17	DMYTRENKO Ruslan	UKR	20 km Walk Men 20 km Walk Men Team	SILVER SILVER	2	4
17	YAMAGATA Ryota	JPN	100m Men 4x100m Relay Men	SILVER SILVER	2	4
19	IIZUKA Shota	JPN	200m Men 4x100m Relay Men	BRONZE SILVER	2	4
19	NAKAMURA Shogo	JPN	Half Marathon Men Half Marathon Men Team	BRONZE SILVER	2	4
19	RYBAKOV Anatoly	RUS	10 000m Men Half Marathon Men Team	SILVER BRONZE	2	4
22	OGRAZEANU Andreea Luiza	ROU	100m Women 200m Women	BRONZE BRONZE	2	4



Result Book

27th Summer Universiade in Kazan 2013



Athletics

Men's 100m





Medallists


Медалисты

As of MO 8 JUL 2013

Medal	Name	Ctry
GOLD	JOBODWANA Anaso	RSA - South Africa
SILVER	YAMAGATA Ryota	JPN - Japan
BRONZE	KOFFI Hua Wilfried Serge	CIV - Côte d'Ivoire

Legend

=PB <equal> Personal Best **=SB** <equal> Season Best **PB** Personal Best

Timing and Results provided by  **TISSOT**



Result Book

27th Summer Universiade in Kazan 2013



Athletics

Men's 100m Round 1





Start list

Стартовый список

UNIVERSIADE RECORD	10.07	ROBERSON Mike	USA	Ciudad de México (MEX)	8 SEP 1979
UNIVERSIADE RECORD	10.07	MCRAE Lee	USA	Zagreb (CRO)	14 JUL 1987
UNIVERSIADE RECORD	10.07	CASON André	USA	Duisburg (GER)	25 AUG 1989

HEAT 1 Start Time: 10:30

Lane	Bib	Name	Ctry code	Date of Birth	PB	SB	Result	Rank
1	591	GRECH Andy	MLT	27 MAR 1990				
2	726	SIMBINE Akani	RSA	21 SEP 1993	10.19	10.39		
3	414	DWYER Rasheed	JAM	29 JAN 1989	10.20	10.20		
4	365	HIRA Maninder Singh	IND	18 DEC 1988	10.55			
5	955	ATABAEV Davron	TJK	6 JUL 1993	10.62			
6	1084	VAMBE Itayi	ZIM	3 JUL 1989	11.18			
7	83	YANGOU BETHYKPAINGUI Prince	CAF	2 SEP 1995				
8	15	GAMBLE Tom	AUS	25 NOV 1991	10.51	10.51		

HEAT 2 Start Time: 10:36

Lane	Bib	Name	Ctry code	Date of Birth	PB	SB	Result	Rank
2	869	KAMARA Mohamed	SLE	8 JUL 1989				
3	476	KANURI Douglas	KEN	8 JUN 1989				
4	224	KALISZ Mike	DEN	12 NOV 1989	10.67			
5	664	KUC Dariusz	POL	24 APR 1986	10.15	10.46		
6	975	NOEL Le Sean	TRI	24 JUL 1990				
7	714	JOBODWANA Anaso	RSA	30 JUL 1992	10.10	10.10		
8	452	YONAGUNI Rui	JPN	1 NOV 1993	10.36	10.47		

HEAT 3 Start Time: 10:42

Lane	Bib	Name	Ctry code	Date of Birth	PB	SB	Result	Rank
1	553	LEONG Wang Kuong	MAC	18 MAR 1990				
2	357	ISWANDI Iswandi	INA	1 JAN 1991	10.41	10.64		
3	1045	SMELYK Sergii	UKR	19 APR 1987	10.28	10.28		
4	599	URI-KHOB Jesse	NAM	19 MAR 1991	10.42	10.72		
5	760	IDRISOV Mikhail	RUS	21 JUN 1988	10.29	10.29		
6	1014	BINGI Daniel	UGA	2 APR 1990				
7	559	SUBRAMANIAM Kannan	MAS	25 MAY 1987	10.59			
8	1071	TRAN Quoc Nhan	VIE	16 NOV 1991				

HEAT 4 Start Time: 10:48

Lane	Bib	Name	Ctry code	Date of Birth	PB	SB	Result	Rank
1	400	WALTERS David	ISV	5 APR 1989				
2	1083	TOMAH Nigel	ZIM	7 JAN 1991				
3	587	DIAKITE Alassane Kely	MLI	29 SEP 1991				
4	72	MOTUKISI Keene Charles	BOT	1 JAN 1991	11.15			
5	419	WATSON Nicholas	JAM	16 SEP 1989	10.17	10.22		
6	156	POLANCO Enrique	CHI	11 AUG 1992	10.51	10.51		
7	971	LO Yen-Yao	TPE	5 SEP 1993				
8	16	HOUGH Nicholas	AUS	20 OCT 1993	10.39	10.39		



Start list

Стартовый список

HEAT 5 Start Time: 10:54

Lane	Bib	Name	Ctry code	Date of Birth	PB	SB	Result	Rank
2	337	GOLOE Eric Dzigbodzi	GHA	8 APR 1989				
3	99	EFFAH Samuel Appiah Adjei	CAN	29 DEC 1988	10.06	10.14		
4	195	PATTON Steve	COD					
5	674	BERNARDO Pedro	POR	12 MAY 1989	10.48	10.48		
6	940	MATSENJWA Sibusiso Bruno	SWZ	2 MAY 1988	10.43			
7	645	ALI Hafiz Shehbaz	PAK	10 FEB 1990				
8	613	OGUNLEWE Adeseye Akinola	NGR	30 AUG 1991	10.31	10.40		

HEAT 6 Start Time: 11:00

Lane	Bib	Name	Ctry code	Date of Birth	PB	SB	Result	Rank
1	1085	ALI Ahmed	USA	15 NOV 1993				
2	673	ZACZEK Artur	POL	28 FEB 1989	10.47	10.49		
3	606	EGWERO Ogho-Oghene Omano	NGR	26 NOV 1988	10.06	10.18		
4	348	MAK Shing Hei	HKG	23 NOV 1994				
5	586	COULIBALY Aboubacar	MLI	11 OCT 1990				
6	176	WU Zhiqiang	CHN	10 APR 1994	10.53			
7	235	SEOUD Amr	EGY	10 JUN 1986	10.13	10.40		
8	943	ONYANGO Mashaka Yohana	TAN	17 DEC 1985				

HEAT 7 Start Time: 11:06

Lane	Bib	Name	Ctry code	Date of Birth	PB	SB	Result	Rank
2	448	YAMAGATA Ryota	JPN	10 JUN 1992	10.07	10.11		
3	178	YANG Yang	CHN	13 OCT 1993	10.47	10.47		
4	203	HOUMADI El Hadad	COM	7 FEB 1993				
5	531	SAKALAIUSKAS Rytis	LTU	27 JUN 1987	10.14	10.44		
6	331	APPIAH-KUBI Emmanuel	GHA	16 OCT 1989				
7	857	SONKO Moulaye	SEN	1 MAR 1988				
8	893	AGAMPODI Daham	SRI	5 APR 1990				


HEAT 8 Start Time: 11:12

Lane	Bib	Name	Ctry code	Date of Birth	PB	SB	Result	Rank
1	883	BRULC Blaz	SLO	13 JUN 1992	10.87	10.87		
2	582	BATTULGA Achitbileg	MGL	30 JUL 1986	10.95			
3	746	BREDNEV Alexander	RUS	4 FEB 1988	10.19	10.33		
4	491	LEE Jaeha	KOR	14 AUG 1992	10.68			
5	950	PROMKAEW Aphisit	THA	9 FEB 1993	10.46	10.57		
6	1053	AUSTIN Justin	USA	8 OCT 1989				
7	1009	LIMOOSA Ali	UAE					
8	1028	BODROV Igor	UKR	9 JUL 1987	10.28	10.28		

HEAT 9 Start Time: 11:18

Lane	Bib	Name	Ctry code	Date of Birth	PB	SB	Result	Rank
1	948	MEENAPRA Jirapong	THA	11 MAY 1993	10.39	10.54		
2	225	KASPER Olsen	DEN	21 JUN 1991				
3	189	KOFFI Hua Wilfried Serge	CIV	24 SEP 1989	10.27	10.27		
4	604	AGBAJE Fredrick	NGR	26 JUN 1988				
5	1026	WANUME Eric	UGA	10 APR 1989				
6	1031	KORZH Vitaliy	UKR	5 OCT 1987	10.34	10.34		
7	42	CHAKRATBARTEY Razat Kanthi	BAN	10 AUG 1991				
8	870	KAMARA Mohamed	SLE	8 JUL 1989				

Qualification: First 3 in each heat and 5 best performers advance to the Round 2

Timing and Results provided by  TISSOT



Results

Результаты

UNIVERSIADE RECORD	10.07	ROBERSON Mike	USA	Ciudad de México (MEX)	8 SEP 1979
UNIVERSIADE RECORD	10.07	MCRAE Lee	USA	Zagreb (CRO)	14 JUL 1987
UNIVERSIADE RECORD	10.07	CASON André	USA	Duisburg (GER)	25 AUG 1989

HEAT 1 Start Time: 10:30 Wind: +0.4 m/s

Rank	Bib	Name	Ctry code	Date of Birth	Lane	Reaction time	Result	
1	726	SIMBINE Akani	RSA	21 SEP 1993	2	0.178	10.36	Q SB
2	15	GAMBLE Tom	AUS	25 NOV 1991	8	0.171	10.52	Q
3	1084	VAMBE Itayi	ZIM	3 JUL 1989	6	0.187	10.75	Q PB
4	955	ATABAEV Davron	TJK	6 JUL 1993	5	0.208	10.98	
5	365	HIRA Maninder Singh	IND	18 DEC 1988	4	0.149	11.07	
6	591	GRECH Andy	MLT	27 MAR 1990	1	0.210	11.16	
7	83	YANGOU BETHYKPAINGUI Prince	CAF	2 SEP 1995	7	0.210	11.18	
	414	DWYER Rasheed	JAM	29 JAN 1989	3		DNS	

HEAT 2 Start Time: 10:36 Wind: +0.8 m/s

Rank	Bib	Name	Ctry code	Date of Birth	Lane	Reaction time	Result	
1	714	JOBODWANA Anaso	RSA	30 JUL 1992	7	0.175	10.61	Q
2	452	YONAGUNI Rui	JPN	1 NOV 1993	8	0.183	10.70	Q
3	975	NOEL Le Sean	TRI	24 JUL 1990	6	0.205	10.81	Q
4	224	KALISZ Mike	DEN	12 NOV 1989	4	0.172	10.88	
	664	KUC Dariusz	POL	24 APR 1986	5	0.276	DNF	
	869	KAMARA Mohamed	SLE	8 JUL 1989	2		DNS	
	476	KANURI Douglas	KEN	8 JUN 1989	3		DNS	

HEAT 3 Start Time: 10:42 Wind: -0.4 m/s

Rank	Bib	Name	Ctry code	Date of Birth	Lane	Reaction time	Result	
1	1045	SMELYK Sergii	UKR	19 APR 1987	3	0.180	10.47	Q
2	760	IDRISOV Mikhail	RUS	21 JUN 1988	5	0.164	10.53	Q
3	357	ISWANDI Iswandi	INA	1 JAN 1991	2	0.195	10.85	Q
4	599	URI-KHOB Jesse	NAM	19 MAR 1991	4	0.221	10.95	
5	559	SUBRAMANIAM Kannan	MAS	25 MAY 1987	7	0.151	10.98	
6	553	LEONG Wang Kuong	MAC	18 MAR 1990	1	0.182	11.39	
7	1014	BINGI Daniel	UGA	2 APR 1990	6	0.232	11.50	
8	1071	TRAN Quoc Nhan	VIE	16 NOV 1991	8	0.189	11.67	

HEAT 4 Start Time: 10:48 Wind: +0.3 m/s

Rank	Bib	Name	Ctry code	Date of Birth	Lane	Reaction time	Result	
1	419	WATSON Nicholas	JAM	16 SEP 1989	5	0.197	10.43	Q
2	16	HOUGH Nicholas	AUS	20 OCT 1993	8	0.192	10.53	Q
3	400	WALTERS David	ISV	5 APR 1989	1	0.267	10.72	Q
4	156	POLANCO Enrique	CHI	11 AUG 1992	6	0.173	10.72	q
5	72	MOTUKISI Keene Charles	BOT	1 JAN 1991	4	0.193	10.80	q PB
6	587	DIAKITE Alassane Kely	MLI	29 SEP 1991	3	0.170	11.75	
	971	LO Yen-Yao	TPE	5 SEP 1993	7		DNS	
	1083	TOMAH Nigel	ZIM	7 JAN 1991	2		DNS	



Results

Результаты

HEAT 5 Start Time: 10:54 Wind: -0.8 m/s

Rank	Bib	Name	Ctry code	Date of Birth	Lane	Reaction time	Result	
1	99	EFFAH Samuel Appiah Adjei	CAN	29 DEC 1988	3	0.170	10.64	Q
2	940	MATSENJWA Sibusiso Bruno	SWZ	2 MAY 1988	6	0.211	10.76	Q
3	674	BERNARDO Pedro	POR	12 MAY 1989	5	0.166	10.83	Q
4	337	GOLOE Eric Dzigbodzi	GHA	8 APR 1989	2	0.303	11.04	
5	195	PATTON Steve	COD		4	0.213	12.31	
6	645	ALI Hafiz Shehbaz	PAK	10 FEB 1990	7	0.200	13.08	
	613	OGUNLEWE Adeseye Akinola	NGR	30 AUG 1991	8		DNS	

HEAT 6 Start Time: 11:00 Wind: +0.4 m/s

Rank	Bib	Name	Ctry code	Date of Birth	Lane	Reaction time	Result	
1	673	ZACZEK Artur	POL	28 FEB 1989	2	0.194	10.56	Q
2	176	WU Zhiqiang	CHN	10 APR 1994	6	0.196	10.63	Q
3	348	MAK Shing Hei	HKG	23 NOV 1994	4	0.177	10.86	Q
4	586	COULIBALY Aboubacar	MLI	11 OCT 1990	5	0.211	11.94	
5	943	ONYANGO Mashaka Yohana	TAN	17 DEC 1985	8	0.224	12.06	
	1085	ALI Ahmed	USA	15 NOV 1993	1		DNS	
	606	EGWERO Ogbo-Oghene Omano	NGR	26 NOV 1988	3		DNS	
	235	SEOUD Amr	EGY	10 JUN 1986	7		DNS	

HEAT 7 Start Time: 11:06 Wind: 0.0 m/s

Rank	Bib	Name	Ctry code	Date of Birth	Lane	Reaction time	Result	
1	448	YAMAGATA Ryota	JPN	10 JUN 1992	2	0.179	10.41	Q
2	531	SAKALAUSKAS Rytis	LTU	27 JUN 1987	5	0.229	10.49	Q
3	178	YANG Yang	CHN	13 OCT 1993	3	0.165	10.55	Q
4	331	APPIAH-KUBI Emmanuel	GHA	16 OCT 1989	6	0.195	10.57	q
5	857	SONKO Moulaye	SEN	1 MAR 1988	7	0.217	10.99	
6	893	AGAMPODI Daham	SRI	5 APR 1990	8	0.250	11.00	
7	203	HOUMADI El Hadad	COM	7 FEB 1993	4	0.193	11.66	

HEAT 8 Start Time: 11:12 Wind: -0.8 m/s

Rank	Bib	Name	Ctry code	Date of Birth	Lane	Reaction time	Result	
1	1053	AUSTIN Justin	USA	8 OCT 1989	6	0.166	10.40	Q
2	1028	BODROV Igor	UKR	9 JUL 1987	8	0.224	10.49	Q
3	746	BREDNEV Alexander	RUS	4 FEB 1988	3	0.190	10.52	Q
4	582	BATTULGA Aчитbileg	MGL	30 JUL 1986	2	0.232	10.71	q NR
5	950	PROMKAEW Aphisit	THA	9 FEB 1993	5	0.156	10.74	q
6	491	LEE Jaeha	KOR	14 AUG 1992	4	0.188	10.80	
7	883	BRULC Blaz	SLO	13 JUN 1992	1	0.187	10.98	
8	1009	LIMOOSA Ali	UAE		7	0.159	11.18	



Results

Результаты

HEAT 9		Start Time: 11:18			Wind: -0.8 m/s		
Rank	Bib	Name	Ctry code	Date of Birth	Lane	Reaction time	Result
1	189	KOFFI Hua Wilfried Serge	CIV	24 SEP 1989	3	0.215	10.37 Q
2	1031	KORZH Vitaliy	UKR	5 OCT 1987	6	0.168	10.50 Q
3	948	MEENAPRA Jirapong	THA	11 MAY 1993	1	0.184	10.68 Q
4	225	KASPER Olsen	DEN	21 JUN 1991	2	0.163	11.07
5	42	CHAKRATBARTEY Razat Kanthi	BAN	10 AUG 1991	7	0.224	11.77
6	1026	WANUME Eric	UGA	10 APR 1989	5	0.212	11.83
	604	AGBAJE Fredrick	NGR	26 JUN 1988	4		DNS
	870	KAMARA Mohamed	SLE	8 JUL 1989	8		DNS

Qualification: First 3 in each heat (Q) and 5 best performers (q) advance to the Round 2

Weather conditions at the beginning of the 1st heat

Temperature: 28 °C Humidity: 39 % Conditions: Sunny

Note:

Athlete MOTUKISI K. C. (BOT) advanced to Round 2 according to IAAF Rule 167.2.

Legend

DNF Did not Finish DNS Did not Start NR National Record PB Personal Best
Q Qualified by place q Qualified by time SB Season Best

Timing and Results provided by  TISSOT



Results Summary

Итоговые результаты

UNIVERSIADE RECORD	10.07	ROBERSON Mike	USA	Ciudad de México (MEX)	8 SEP 1979
UNIVERSIADE RECORD	10.07	MCRAE Lee	USA	Zagreb (CRO)	14 JUL 1987
UNIVERSIADE RECORD	10.07	CASON André	USA	Duisburg (GER)	25 AUG 1989

Rank	Bib	Name	Ctry code	Date of Birth	Heat	Lane	Position	Wind	Time	
1	726	SIMBINE Akani	RSA	21 SEP 1993	1	2	1	+0.4	10.36	Q SB
2	189	KOFFI Hua Wilfried Serge	CIV	24 SEP 1989	9	3	1	-0.8	10.37	Q
3	1053	AUSTIN Justin	USA	8 OCT 1989	8	6	1	-0.8	10.40	Q
4	448	YAMAGATA Ryota	JPN	10 JUN 1992	7	2	1	0.0	10.41	Q
5	419	WATSON Nicholas	JAM	16 SEP 1989	4	5	1	+0.3	10.43	Q
6	1045	SMELYK Sergii	UKR	19 APR 1987	3	3	1	-0.4	10.47	Q
7	1028	BODROV Igor	UKR	9 JUL 1987	8	8	2	-0.8	10.49	Q
7	531	SAKALAUSKAS Rytis	LTU	27 JUN 1987	7	5	2	0.0	10.49	Q
9	1031	KORZH Vitaliy	UKR	5 OCT 1987	9	6	2	-0.8	10.50	Q
10	746	BREDNEV Alexander	RUS	4 FEB 1988	8	3	3	-0.8	10.52	Q
10	15	GAMBLE Tom	AUS	25 NOV 1991	1	8	2	+0.4	10.52	Q
12	16	HOUGH Nicholas	AUS	20 OCT 1993	4	8	2	+0.3	10.53	Q
12	760	IDRISOV Mikhail	RUS	21 JUN 1988	3	5	2	-0.4	10.53	Q
14	178	YANG Yang	CHN	13 OCT 1993	7	3	3	0.0	10.55	Q
15	673	ZACZEK Artur	POL	28 FEB 1989	6	2	1	+0.4	10.56	Q
16	331	APPIAH-KUBI Emmanuel	GHA	16 OCT 1989	7	6	4	0.0	10.57	q
17	714	JOBODWANA Anaso	RSA	30 JUL 1992	2	7	1	+0.8	10.61	Q
18	176	WU Zhiqiang	CHN	10 APR 1994	6	6	2	+0.4	10.63	Q
19	99	EFFAH Samuel Appiah Adjei	CAN	29 DEC 1988	5	3	1	-0.8	10.64	Q
20	948	MEENAPRA Jirapong	THA	11 MAY 1993	9	1	3	-0.8	10.68	Q
21	452	YONAGUNI Rui	JPN	1 NOV 1993	2	8	2	+0.8	10.70	Q
22	582	BATTULGA Achitbileg	MGL	30 JUL 1986	8	2	4	-0.8	10.71	q NR
23	400	WALTERS David	ISV	5 APR 1989	4	1	3	+0.3	10.72	Q
24	156	POLANCO Enrique	CHI	11 AUG 1992	4	6	4	+0.3	10.72	q
25	950	PROMKAEW Aphisit	THA	9 FEB 1993	8	5	5	-0.8	10.74	q
26	1084	VAMBE Itayi	ZIM	3 JUL 1989	1	6	3	+0.4	10.75	Q PB
27	940	MATSENJWA Sibusiso Bruno	SWZ	2 MAY 1988	5	6	2	-0.8	10.76	Q
28	491	LEE Jaeha	KOR	14 AUG 1992	8	4	6	-0.8	10.80	
28	72	MOTUKISI Keene Charles	BOT	1 JAN 1991	4	4	5	+0.3	10.80	q PB
30	975	NOEL Le Sean	TRI	24 JUL 1990	2	6	3	+0.8	10.81	Q
31	674	BERNARDO Pedro	POR	12 MAY 1989	5	5	3	-0.8	10.83	Q
32	357	ISWANDI Iswandi	INA	1 JAN 1991	3	2	3	-0.4	10.85	Q
33	348	MAK Shing Hei	HKG	23 NOV 1994	6	4	3	+0.4	10.86	Q
34	224	KALISZ Mike	DEN	12 NOV 1989	2	4	4	+0.8	10.88	
35	599	URI-KHOB Jesse	NAM	19 MAR 1991	3	4	4	-0.4	10.95	
36	955	ATABAEV Davron	TJK	6 JUL 1993	1	5	4	+0.4	10.98	
36	883	BRULC Blaz	SLO	13 JUN 1992	8	1	7	-0.8	10.98	
36	559	SUBRAMANIAM Kannan	MAS	25 MAY 1987	3	7	5	-0.4	10.98	
39	857	SONKO Moulaye	SEN	1 MAR 1988	7	7	5	0.0	10.99	
40	893	AGAMPODI Daham	SRI	5 APR 1990	7	8	6	0.0	11.00	
41	337	GOLOE Eric Dzigbodzi	GHA	8 APR 1989	5	2	4	-0.8	11.04	
42	365	HIRA Maninder Singh	IND	18 DEC 1988	1	4	5	+0.4	11.07	
42	225	KASPER Olsen	DEN	21 JUN 1991	9	2	4	-0.8	11.07	
44	591	GRECH Andy	MLT	27 MAR 1990	1	1	6	+0.4	11.16	
45	1009	LIMOOSA Ali	UAE		8	7	8	-0.8	11.18	
45	83	YANGOU BETHYKPAINGUI Prince	CAF	2 SEP 1995	1	7	7	+0.4	11.18	
47	553	LEONG Wang Kuong	MAC	18 MAR 1990	3	1	6	-0.4	11.39	
48	1014	BINGI Daniel	UGA	2 APR 1990	3	6	7	-0.4	11.50	
49	203	HOUMADI EI Hadad	COM	7 FEB 1993	7	4	7	0.0	11.66	
50	1071	TRAN Quoc Nhan	VIE	16 NOV 1991	3	8	8	-0.4	11.67	
51	587	DIAKITE Alassane Kely	MLI	29 SEP 1991	4	3	6	+0.3	11.75	
52	42	CHAKRATBARTEY Razat Kanthi	BAN	10 AUG 1991	9	7	5	-0.8	11.77	
53	1026	WANUME Eric	UGA	10 APR 1989	9	5	6	-0.8	11.83	
54	586	COULIBALY Aboubacar	MLI	11 OCT 1990	6	5	4	+0.4	11.94	
55	943	ONYANGO Mashaka Yohana	TAN	17 DEC 1985	6	8	5	+0.4	12.06	
56	195	PATTON Steve	COD		5	4	5	-0.8	12.31	

Timing and Results provided by  TISSOT



Results Summary


Итоговые результаты

Rank	Bib	Name	Ctry code	Date of Birth	Heat	Lane	Position	Wind	Time
57	645	ALI Hafiz Shehbaz	PAK	10 FEB 1990	5	7	6	-0.8	13.08
	664	KUC Dariusz	POL	24 APR 1986	2	5			DNF
	604	AGBAJE Fredrick	NGR	26 JUN 1988	9	4			DNS
	1085	ALI Ahmed	USA	15 NOV 1993	6	1			DNS
	414	DWYER Rasheed	JAM	29 JAN 1989	1	3			DNS
	606	EGWERO Ogho-Oghene Omano	NGR	26 NOV 1988	6	3			DNS
	869	KAMARA Mohamed	SLE	8 JUL 1989	2	2			DNS
	870	KAMARA Mohamed	SLE	8 JUL 1989	9	8			DNS
	476	KANURI Douglas	KEN	8 JUN 1989	2	3			DNS
	971	LO Yen-Yao	TPE	5 SEP 1993	4	7			DNS
	613	OGUNLEWE Adeseye Akinola	NGR	30 AUG 1991	5	8			DNS
	235	SEOUD Amr	EGY	10 JUN 1986	6	7			DNS
	1083	TOMAH Nigel	ZIM	7 JAN 1991	4	2			DNS

Qualification: First 3 in each heat (Q) and 5 best performers (q) advance to the Round 2

Note:
Athlete MOTUKISI K. C. (BOT) advanced to Round 2 according to IAAF Rule 167.2.
These athletes are sorted on performance.

Legend
DNF Did not Finish **DNS** Did not Start **NR** National Record **PB** Personal Best
Q Qualified by place **q** qualified by time **SB** Season Best

Timing and Results provided by  **TISSOT**



Start list

Стартовый список

UNIVERSIADE RECORD	10.07	ROBERSON Mike	USA	Ciudad de México (MEX)	8 SEP 1979
UNIVERSIADE RECORD	10.07	MCRAE Lee	USA	Zagreb (CRO)	14 JUL 1987
UNIVERSIADE RECORD	10.07	CASON André	USA	Duisburg (GER)	25 AUG 1989

Lane	Bib	Name	Ctry code	Date of Birth	PB	SB	Result	Rank
1	591	GRECH Andy	MLT	27 MAR 1990				
2	726	SIMBINE Akani	RSA	21 SEP 1993	10.19	10.39		
3	414	DWYER Rasheed	JAM	29 JAN 1989	10.20	10.20		
4	365	HIRA Maninder Singh	IND	18 DEC 1988	10.55			
5	955	ATABAEV Davron	TJK	6 JUL 1993	10.62			
6	1084	VAMBE Itayi	ZIM	3 JUL 1989	11.18			
7	83	YANGOU BETHYKPAINGUI Prince	CAF	2 SEP 1995				
8	15	GAMBLE Tom	AUS	25 NOV 1991	10.51	10.51		

Qualification: First 3 in each heat and 5 best performers advance to the Round 2



Results

Результаты

UNIVERSIADE RECORD	10.07	ROBERSON Mike	USA	Ciudad de México (MEX)	8 SEP 1979
UNIVERSIADE RECORD	10.07	MCRAE Lee	USA	Zagreb (CRO)	14 JUL 1987
UNIVERSIADE RECORD	10.07	CASON André	USA	Duisburg (GER)	25 AUG 1989

Wind: +0.4m/s

Rank	Bib	Name	Ctry code	Date of Birth	Lane	Reaction time	Result	
1	726	SIMBINE Akani	RSA	21 SEP 1993	2	0.178	10.36	Q SB
2	15	GAMBLE Tom	AUS	25 NOV 1991	8	0.171	10.52	Q
3	1084	VAMBE Itayi	ZIM	3 JUL 1989	6	0.187	10.75	Q PB
4	955	ATABAEV Davron	TJK	6 JUL 1993	5	0.208	10.98	
5	365	HIRA Maninder Singh	IND	18 DEC 1988	4	0.149	11.07	
6	591	GRECH Andy	MLT	27 MAR 1990	1	0.210	11.16	
7	83	YANGOU BETHYKPAINGUI Prince	CAF	2 SEP 1995	7	0.210	11.18	
	414	DWYER Rasheed	JAM	29 JAN 1989	3		DNS	


Qualification: First 3 in each heat (Q) and 5 best performers (q) advance to the Round 2

Weather conditions

Temperature: 27 °C Humidity: 42 % Conditions: Sunny

Legend

DNS Did not Start **PB** Personal Best **Q** Qualified by place **SB** Season Best

Timing and Results provided by  **TISSOT**



Start list

Стартовый список

UNIVERSIADE RECORD	10.07	ROBERSON Mike	USA	Ciudad de México (MEX)	8 SEP 1979
UNIVERSIADE RECORD	10.07	MCRAE Lee	USA	Zagreb (CRO)	14 JUL 1987
UNIVERSIADE RECORD	10.07	CASON André	USA	Duisburg (GER)	25 AUG 1989

Lane	Bib	Name	Ctry code	Date of Birth	PB	SB	Result	Rank
2	869	KAMARA Mohamed	SLE	8 JUL 1989				
3	476	KANURI Douglas	KEN	8 JUN 1989				
4	224	KALISZ Mike	DEN	12 NOV 1989	10.67			
5	664	KUC Dariusz	POL	24 APR 1986	10.15	10.46		
6	975	NOEL Le Sean	TRI	24 JUL 1990				
7	714	JOBODWANA Anaso	RSA	30 JUL 1992	10.10	10.10		
8	452	YONAGUNI Rui	JPN	1 NOV 1993	10.36	10.47		

Qualification: First 3 in each heat and 5 best performers advance to the Round 2



Results

Результаты

UNIVERSIADE RECORD	10.07	ROBERSON Mike	USA	Ciudad de México (MEX)	8 SEP 1979
UNIVERSIADE RECORD	10.07	MCRAE Lee	USA	Zagreb (CRO)	14 JUL 1987
UNIVERSIADE RECORD	10.07	CASON André	USA	Duisburg (GER)	25 AUG 1989

Wind: +0.8m/s

Rank	Bib	Name	Ctry code	Date of Birth	Lane	Reaction time	Result
1	714	JOBODWANA Anaso	RSA	30 JUL 1992	7	0.175	10.61 Q
2	452	YONAGUNI Rui	JPN	1 NOV 1993	8	0.183	10.70 Q
3	975	NOEL Le Sean	TRI	24 JUL 1990	6	0.205	10.81 Q
4	224	KALISZ Mike	DEN	12 NOV 1989	4	0.172	10.88
	664	KUC Dariusz	POL	24 APR 1986	5	0.276	DNF
	869	KAMARA Mohamed	SLE	8 JUL 1989	2		DNS
	476	KANURI Douglas	KEN	8 JUN 1989	3		DNS

Qualification: First 3 in each heat (Q) and 5 best performers (q) advance to the Round 2

Weather conditions

Temperature: 27 °C Humidity: 42 % Conditions: Sunny

Legend

DNF Did not Finish **DNS** Did not Start **Q** Qualified by place

Timing and Results provided by  **TISSOT**



Start list

Стартовый список

UNIVERSIADE RECORD	10.07	ROBERSON Mike	USA	Ciudad de México (MEX)	8 SEP 1979
UNIVERSIADE RECORD	10.07	MCRAE Lee	USA	Zagreb (CRO)	14 JUL 1987
UNIVERSIADE RECORD	10.07	CASON André	USA	Duisburg (GER)	25 AUG 1989

Lane	Bib	Name	Ctry code	Date of Birth	PB	SB	Result	Rank
1	553	LEONG Wang Kuong	MAC	18 MAR 1990				
2	357	ISWANDI Iswandi	INA	1 JAN 1991	10.41	10.64		
3	1045	SMELYK Sergii	UKR	19 APR 1987	10.28	10.28		
4	599	URI-KHOB Jesse	NAM	19 MAR 1991	10.42	10.72		
5	760	IDRISOV Mikhail	RUS	21 JUN 1988	10.29	10.29		
6	1014	BINGI Daniel	UGA	2 APR 1990				
7	559	SUBRAMANIAM Kannan	MAS	25 MAY 1987	10.59			
8	1071	TRAN Quoc Nhan	VIE	16 NOV 1991				

Qualification: First 3 in each heat and 5 best performers advance to the Round 2



Results

Результаты

UNIVERSIADE RECORD	10.07	ROBERSON Mike	USA	Ciudad de México (MEX)	8 SEP 1979
UNIVERSIADE RECORD	10.07	MCRAE Lee	USA	Zagreb (CRO)	14 JUL 1987
UNIVERSIADE RECORD	10.07	CASON André	USA	Duisburg (GER)	25 AUG 1989

Wind: -0.4m/s

Rank	Bib	Name	Ctry code	Date of Birth	Lane	Reaction time	Result
1	1045	SMELYK Sergii	UKR	19 APR 1987	3	0.180	10.47 Q
2	760	IDRISOV Mikhail	RUS	21 JUN 1988	5	0.164	10.53 Q
3	357	ISWANDI Iswandi	INA	1 JAN 1991	2	0.195	10.85 Q
4	599	URI-KHOB Jesse	NAM	19 MAR 1991	4	0.221	10.95
5	559	SUBRAMANIAM Kannan	MAS	25 MAY 1987	7	0.151	10.98
6	553	LEONG Wang Kuong	MAC	18 MAR 1990	1	0.182	11.39
7	1014	BINGI Daniel	UGA	2 APR 1990	6	0.232	11.50
8	1071	TRAN Quoc Nhan	VIE	16 NOV 1991	8	0.189	11.67

Qualification: First 3 in each heat (Q) and 5 best performers (q) advance to the Round 2

Weather conditions

Temperature: 27 °C Humidity: 42 % Conditions: Sunny

Legend

Q Qualified by place

Timing and Results provided by  **TISSOT**



Start list

Стартовый список

UNIVERSIADE RECORD	10.07	ROBERSON Mike	USA	Ciudad de México (MEX)	8 SEP 1979
UNIVERSIADE RECORD	10.07	MCRAE Lee	USA	Zagreb (CRO)	14 JUL 1987
UNIVERSIADE RECORD	10.07	CASON André	USA	Duisburg (GER)	25 AUG 1989

Lane	Bib	Name	Ctry code	Date of Birth	PB	SB	Result	Rank
1	400	WALTERS David	ISV	5 APR 1989				
2	1083	TOMAH Nigel	ZIM	7 JAN 1991				
3	587	DIAKITE Alassane Kely	MLI	29 SEP 1991				
4	72	MOTUKISI Keene Charles	BOT	1 JAN 1991	11.15			
5	419	WATSON Nicholas	JAM	16 SEP 1989	10.17	10.22		
6	156	POLANCO Enrique	CHI	11 AUG 1992	10.51	10.51		
7	971	LO Yen-Yao	TPE	5 SEP 1993				
8	16	HOUGH Nicholas	AUS	20 OCT 1993	10.39	10.39		

Qualification: First 3 in each heat and 5 best performers advance to the Round 2



Results

Результаты

UNIVERSIADE RECORD	10.07	ROBERSON Mike	USA	Ciudad de México (MEX)	8 SEP 1979
UNIVERSIADE RECORD	10.07	MCRAE Lee	USA	Zagreb (CRO)	14 JUL 1987
UNIVERSIADE RECORD	10.07	CASON André	USA	Duisburg (GER)	25 AUG 1989

Wind: +0.3m/s

Rank	Bib	Name	Ctry code	Date of Birth	Lane	Reaction time	Result
1	419	WATSON Nicholas	JAM	16 SEP 1989	5	0.197	10.43 Q
2	16	HOUGH Nicholas	AUS	20 OCT 1993	8	0.192	10.53 Q
3	400	WALTERS David	ISV	5 APR 1989	1	0.267	10.72 Q
4	156	POLANCO Enrique	CHI	11 AUG 1992	6	0.173	10.72
5	72	MOTUKISI Keene Charles	BOT	1 JAN 1991	4	0.193	10.80 PB
6	587	DIAKITE Alassane Kely	MLI	29 SEP 1991	3	0.170	11.75
	971	LO Yen-Yao	TPE	5 SEP 1993	7		DNS
	1083	TOMAH Nigel	ZIM	7 JAN 1991	2		DNS


Qualification: First 3 in each heat (Q) and 5 best performers (q) advance to the Round 2

Weather conditions

Temperature: 27 °C Humidity: 42 % Conditions: Sunny

Legend

DNS Did not Start **PB** Personal Best **Q** Qualified by place

Timing and Results provided by  **TISSOT**



Start list

Стартовый список

UNIVERSIADE RECORD	10.07	ROBERSON Mike	USA	Ciudad de México (MEX)	8 SEP 1979
UNIVERSIADE RECORD	10.07	MCRAE Lee	USA	Zagreb (CRO)	14 JUL 1987
UNIVERSIADE RECORD	10.07	CASON André	USA	Duisburg (GER)	25 AUG 1989

Lane	Bib	Name	Ctry code	Date of Birth	PB	SB	Result	Rank
2	337	GOLOE Eric Dzigbodzi	GHA	8 APR 1989				
3	99	EFFAH Samuel Appiah Adjei	CAN	29 DEC 1988	10.06	10.14		
4	195	PATTON Steve	COD					
5	674	BERNARDO Pedro	POR	12 MAY 1989	10.48	10.48		
6	940	MATSENJWA Sibusiso Bruno	SWZ	2 MAY 1988	10.43			
7	645	ALI Hafiz Shehbaz	PAK	10 FEB 1990				
8	613	OGUNLEWE Adeseye Akinola	NGR	30 AUG 1991	10.31	10.40		

Qualification: First 3 in each heat and 5 best performers advance to the Round 2



Results

Результаты

UNIVERSIADE RECORD	10.07	ROBERSON Mike	USA	Ciudad de México (MEX)	8 SEP 1979
UNIVERSIADE RECORD	10.07	MCRAE Lee	USA	Zagreb (CRO)	14 JUL 1987
UNIVERSIADE RECORD	10.07	CASON André	USA	Duisburg (GER)	25 AUG 1989

Wind: -0.8m/s

Rank	Bib	Name	Ctry code	Date of Birth	Lane	Reaction time	Result
1	99	EFFAH Samuel Appiah Adjei	CAN	29 DEC 1988	3	0.170	10.64 Q
2	940	MATSENJWA Sibusiso Bruno	SWZ	2 MAY 1988	6	0.211	10.76 Q
3	674	BERNARDO Pedro	POR	12 MAY 1989	5	0.166	10.83 Q
4	337	GOLOE Eric Dzigbodzi	GHA	8 APR 1989	2	0.303	11.04
5	195	PATTON Steve	COD		4	0.213	12.31
6	645	ALI Hafiz Shehbaz	PAK	10 FEB 1990	7	0.200	13.08
	613	OGUNLEWE Adeseye Akinola	NGR	30 AUG 1991	8		DNS


Qualification: First 3 in each heat (Q) and 5 best performers (q) advance to the Round 2

Weather conditions

Temperature: 27 °C Humidity: 42 % Conditions: Sunny

Legend

DNS Did not Start Q Qualified by place

Timing and Results provided by  **TISSOT**



Start list

Стартовый список

UNIVERSIADE RECORD	10.07	ROBERSON Mike	USA	Ciudad de México (MEX)	8 SEP 1979
UNIVERSIADE RECORD	10.07	MCRAE Lee	USA	Zagreb (CRO)	14 JUL 1987
UNIVERSIADE RECORD	10.07	CASON André	USA	Duisburg (GER)	25 AUG 1989

Lane	Bib	Name	Ctry code	Date of Birth	PB	SB	Result	Rank
1	1085	ALI Ahmed	USA	15 NOV 1993				
2	673	ZACZEK Artur	POL	28 FEB 1989	10.47	10.49		
3	606	EGWERO Ogho-Oghene Omano	NGR	26 NOV 1988	10.06	10.18		
4	348	MAK Shing Hei	HKG	23 NOV 1994				
5	586	COULIBALY Aboubacar	MLI	11 OCT 1990				
6	176	WU Zhiqiang	CHN	10 APR 1994	10.53			
7	235	SEOUD Amr	EGY	10 JUN 1986	10.13	10.40		
8	943	ONYANGO Mashaka Yohana	TAN	17 DEC 1985				

Qualification: First 3 in each heat and 5 best performers advance to the Round 2



Results

Результаты

UNIVERSIADE RECORD	10.07	ROBERSON Mike	USA	Ciudad de México (MEX)	8 SEP 1979
UNIVERSIADE RECORD	10.07	MCRAE Lee	USA	Zagreb (CRO)	14 JUL 1987
UNIVERSIADE RECORD	10.07	CASON André	USA	Duisburg (GER)	25 AUG 1989

Wind: +0.4m/s

Rank	Bib	Name	Ctry code	Date of Birth	Lane	Reaction time	Result
1	673	ZACZEK Artur	POL	28 FEB 1989	2	0.194	10.56 Q
2	176	WU Zhiqiang	CHN	10 APR 1994	6	0.196	10.63 Q
3	348	MAK Shing Hei	HKG	23 NOV 1994	4	0.177	10.86 Q
4	586	COULIBALY Aboubacar	MLI	11 OCT 1990	5	0.211	11.94
5	943	ONYANGO Mashaka Yohana	TAN	17 DEC 1985	8	0.224	12.06
	1085	ALI Ahmed	USA	15 NOV 1993	1		DNS
	606	EGWERO Ogho-Oghene Omano	NGR	26 NOV 1988	3		DNS
	235	SEOUD Amr	EGY	10 JUN 1986	7		DNS


Qualification: First 3 in each heat (Q) and 5 best performers (q) advance to the Round 2

Weather conditions

Temperature: 28 °C Humidity: 30 % Conditions: Sunny

Legend

DNS Did not Start **Q** Qualified by place

Timing and Results provided by  **TISSOT**



Start list

Стартовый список

UNIVERSIADE RECORD	10.07	ROBERSON Mike	USA	Ciudad de México (MEX)	8 SEP 1979
UNIVERSIADE RECORD	10.07	MCRAE Lee	USA	Zagreb (CRO)	14 JUL 1987
UNIVERSIADE RECORD	10.07	CASON André	USA	Duisburg (GER)	25 AUG 1989

Lane	Bib	Name	Ctry code	Date of Birth	PB	SB	Result	Rank
2	448	YAMAGATA Ryota	JPN	10 JUN 1992	10.07	10.11		
3	178	YANG Yang	CHN	13 OCT 1993	10.47	10.47		
4	203	HOUMADI El Hadad	COM	7 FEB 1993				
5	531	SAKALAIUSKAS Rytis	LTU	27 JUN 1987	10.14	10.44		
6	331	APPIAH-KUBI Emmanuel	GHA	16 OCT 1989				
7	857	SONKO Moulaye	SEN	1 MAR 1988				
8	893	AGAMPODI Daham	SRI	5 APR 1990				

Qualification: First 3 in each heat and 5 best performers advance to the Round 2



Results

Результаты

UNIVERSIADE RECORD	10.07	ROBERSON Mike	USA	Ciudad de México (MEX)	8 SEP 1979
UNIVERSIADE RECORD	10.07	MCRAE Lee	USA	Zagreb (CRO)	14 JUL 1987
UNIVERSIADE RECORD	10.07	CASON André	USA	Duisburg (GER)	25 AUG 1989

Wind: 0.0m/s

Rank	Bib	Name	Ctry code	Date of Birth	Lane	Reaction time	Result
1	448	YAMAGATA Ryota	JPN	10 JUN 1992	2	0.179	10.41 Q
2	531	SAKALAIUSKAS Rytis	LTU	27 JUN 1987	5	0.229	10.49 Q
3	178	YANG Yang	CHN	13 OCT 1993	3	0.165	10.55 Q
4	331	APPIAH-KUBI Emmanuel	GHA	16 OCT 1989	6	0.195	10.57
5	857	SONKO Moulaye	SEN	1 MAR 1988	7	0.217	10.99
6	893	AGAMPODI Daham	SRI	5 APR 1990	8	0.250	11.00
7	203	HOUMADI El Hadad	COM	7 FEB 1993	4	0.193	11.66

Qualification: First 3 in each heat (Q) and 5 best performers (q) advance to the Round 2

Weather conditions

Temperature: 28 °C Humidity: 30 % Conditions: Sunny

Legend

Q Qualified by place

Timing and Results provided by  TISSOT



Start list

Стартовый список

UNIVERSIADE RECORD	10.07	ROBERSON Mike	USA	Ciudad de México (MEX)	8 SEP 1979
UNIVERSIADE RECORD	10.07	MCRAE Lee	USA	Zagreb (CRO)	14 JUL 1987
UNIVERSIADE RECORD	10.07	CASON André	USA	Duisburg (GER)	25 AUG 1989

Lane	Bib	Name	Ctry code	Date of Birth	PB	SB	Result	Rank
1	883	BRULC Blaz	SLO	13 JUN 1992	10.87	10.87		
2	582	BATTULGA Aчитbileg	MGL	30 JUL 1986	10.95			
3	746	BREDNEV Alexander	RUS	4 FEB 1988	10.19	10.33		
4	491	LEE Jaeha	KOR	14 AUG 1992	10.68			
5	950	PROMKAEW Aphisit	THA	9 FEB 1993	10.46	10.57		
6	1053	AUSTIN Justin	USA	8 OCT 1989				
7	1009	LIMOOSA Ali	UAE					
8	1028	BODROV Igor	UKR	9 JUL 1987	10.28	10.28		

Qualification: First 3 in each heat and 5 best performers advance to the Round 2



Results

Результаты

UNIVERSIADE RECORD	10.07	ROBERSON Mike	USA	Ciudad de México (MEX)	8 SEP 1979
UNIVERSIADE RECORD	10.07	MCRAE Lee	USA	Zagreb (CRO)	14 JUL 1987
UNIVERSIADE RECORD	10.07	CASON André	USA	Duisburg (GER)	25 AUG 1989

Wind: -0.8m/s

Rank	Bib	Name	Ctry code	Date of Birth	Lane	Reaction time	Result
1	1053	AUSTIN Justin	USA	8 OCT 1989	6	0.166	10.40 Q
2	1028	BODROV Igor	UKR	9 JUL 1987	8	0.224	10.49 Q
3	746	BREDNEV Alexander	RUS	4 FEB 1988	3	0.190	10.52 Q
4	582	BATTULGA Achitbileg	MGL	30 JUL 1986	2	0.232	10.71 NR
5	950	PROMKAEW Aphisit	THA	9 FEB 1993	5	0.156	10.74
6	491	LEE Jaeha	KOR	14 AUG 1992	4	0.188	10.80
7	883	BRULC Blaz	SLO	13 JUN 1992	1	0.187	10.98
8	1009	LIMOOSA Ali	UAE		7	0.159	11.18

Qualification: First 3 in each heat (Q) and 5 best performers (q) advance to the Round 2

Weather conditions

Temperature: 28 °C Humidity: 30 % Conditions: Sunny

Legend

NR National Record Q Qualified by place

Timing and Results provided by  TISSOT



Start list

Стартовый список

UNIVERSIADE RECORD	10.07	ROBERSON Mike	USA	Ciudad de México (MEX)	8 SEP 1979
UNIVERSIADE RECORD	10.07	MCRAE Lee	USA	Zagreb (CRO)	14 JUL 1987
UNIVERSIADE RECORD	10.07	CASON André	USA	Duisburg (GER)	25 AUG 1989

Lane	Bib	Name	Ctry code	Date of Birth	PB	SB	Result	Rank
1	948	MEENAPRA Jirapong	THA	11 MAY 1993	10.39	10.54		
2	225	KASPER Olsen	DEN	21 JUN 1991				
3	189	KOFFI Hua Wilfried Serge	CIV	24 SEP 1989	10.27	10.27		
4	604	AGBAJE Fredrick	NGR	26 JUN 1988				
5	1026	WANUME Eric	UGA	10 APR 1989				
6	1031	KORZH Vitaliy	UKR	5 OCT 1987	10.34	10.34		
7	42	CHAKRATBARTEY Razat Kanthi	BAN	10 AUG 1991				
8	870	KAMARA Mohamed	SLE	8 JUL 1989				

Qualification: First 3 in each heat and 5 best performers advance to the Round 2



Results

Результаты

UNIVERSIADE RECORD	10.07	ROBERSON Mike	USA	Ciudad de México (MEX)	8 SEP 1979
UNIVERSIADE RECORD	10.07	MCRAE Lee	USA	Zagreb (CRO)	14 JUL 1987
UNIVERSIADE RECORD	10.07	CASON André	USA	Duisburg (GER)	25 AUG 1989

Wind: -0.8m/s

Rank	Bib	Name	Ctry code	Date of Birth	Lane	Reaction time	Result
1	189	KOFFI Hua Wilfried Serge	CIV	24 SEP 1989	3	0.215	10.37 Q
2	1031	KORZH Vitaliy	UKR	5 OCT 1987	6	0.168	10.50 Q
3	948	MEENAPRA Jirapong	THA	11 MAY 1993	1	0.184	10.68 Q
4	225	KASPER Olsen	DEN	21 JUN 1991	2	0.163	11.07
5	42	CHAKRATBARTEY Razat Kanthi	BAN	10 AUG 1991	7	0.224	11.77
6	1026	WANUME Eric	UGA	10 APR 1989	5	0.212	11.83
	604	AGBAJE Fredrick	NGR	26 JUN 1988	4		DNS
	870	KAMARA Mohamed	SLE	8 JUL 1989	8		DNS


Qualification: First 3 in each heat (Q) and 5 best performers (q) advance to the Round 2

Weather conditions

Temperature: 28 °C Humidity: 30 % Conditions: Sunny

Legend

DNS Did not Start Q Qualified by place

Timing and Results provided by  TISSOT



Result Book

27th Summer Universiade in Kazan 2013



Athletics

Men's 100m Round 2





Start list

Стартовый список

UNIVERSIADE RECORD	10.07	ROBERSON Mike	USA	Ciudad de México (MEX)	8 SEP 1979
UNIVERSIADE RECORD	10.07	MCRAE Lee	USA	Zagreb (CRO)	14 JUL 1987
UNIVERSIADE RECORD	10.07	CASON André	USA	Duisburg (GER)	25 AUG 1989

HEAT 1 Start Time: 18:40

Lane	Bib	Name	Ctry code	Date of Birth	PB	SB	Result	Rank
1	348	MAK Shing Hei	HKG	23 NOV 1994				
2	156	POLANCO Enrique	CHI	11 AUG 1992	10.51	10.51		
3	1045	SMELYK Sergii	UKR	19 APR 1987	10.28	10.28		
4	531	SAKALAIUSKAS Rytis	LTU	27 JUN 1987	10.14	10.44		
5	1053	AUSTIN Justin	USA	8 OCT 1989				
6	760	IDRISOV Mikhail	RUS	21 JUN 1988	10.29	10.29		
7	400	WALTERS David	ISV	5 APR 1989				
8	178	YANG Yang	CHN	13 OCT 1993	10.47	10.47		

HEAT 2 Start Time: 18:46

Lane	Bib	Name	Ctry code	Date of Birth	PB	SB	Result	Rank
1	72	MOTUKISI Keene Charles	BOT	1 JAN 1991	10.80	10.80		
2	674	BERNARDO Pedro	POR	12 MAY 1989	10.48	10.48		
3	99	EFFAH Samuel Appiah Adjei	CAN	29 DEC 1988	10.06	10.14		
4	176	WU Zhiqiang	CHN	10 APR 1994	10.53			
5	673	ZACZEK Artur	POL	28 FEB 1989	10.47	10.49		
6	726	SIMBINE Akani	RSA	21 SEP 1993	10.19	10.36		
7	452	YONAGUNI Rui	JPN	1 NOV 1993	10.36	10.47		
8	975	NOEL Le Sean	TRI	24 JUL 1990				

HEAT 3 Start Time: 18:52

Lane	Bib	Name	Ctry code	Date of Birth	PB	SB	Result	Rank
1	331	APPIAH-KUBI Emmanuel	GHA	16 OCT 1989				
2	582	BATTULGA Achitbileg	MGL	30 JUL 1986	10.71	10.71		
3	448	YAMAGATA Ryota	JPN	10 JUN 1992	10.07	10.11		
4	1031	KORZH Vitaliy	UKR	5 OCT 1987	10.34	10.34		
5	15	GAMBLE Tom	AUS	25 NOV 1991	10.51	10.51		
6	419	WATSON Nicholas	JAM	16 SEP 1989	10.17	10.22		
7	746	BREDNEV Alexander	RUS	4 FEB 1988	10.19	10.33		
8	948	MEENAPRA Jirapong	THA	11 MAY 1993	10.39	10.54		

HEAT 4 Start Time: 18:58

Lane	Bib	Name	Ctry code	Date of Birth	PB	SB	Result	Rank
1	950	PROMKAEW Aphisit	THA	9 FEB 1993	10.46	10.57		
2	357	ISWANDI Iswandi	INA	1 JAN 1991	10.41	10.64		
3	189	KOFFI Hua Wilfried Serge	CIV	24 SEP 1989	10.27	10.27		
4	16	HOUGH Nicholas	AUS	20 OCT 1993	10.39	10.39		
5	714	JOBODWANA Anaso	RSA	30 JUL 1992	10.10	10.10		
6	1028	BODROV Igor	UKR	9 JUL 1987	10.28	10.28		
7	940	MATSENJWA Sibusiso Bruno	SWZ	2 MAY 1988	10.43			
8	1084	VAMBE Itayi	ZIM	3 JUL 1989	10.75	10.75		

Qualification: First 3 in each heat and 4 best performers advance to the Semifinals



Results

Результаты

REVISED
7 JUL 22:45

UNIVERSIADE RECORD	10.07	ROBERSON Mike	USA	Ciudad de México (MEX)	8 SEP 1979
UNIVERSIADE RECORD	10.07	MCRAE Lee	USA	Zagreb (CRO)	14 JUL 1987
UNIVERSIADE RECORD	10.07	CASON André	USA	Duisburg (GER)	25 AUG 1989

HEAT 1 Start Time: 18:40 Wind: -0.2 m/s

Rank	Bib	Name	Ctry code	Date of Birth	Lane	Reaction time	Result	
1	1045	SMELYK Sergii	UKR	19 APR 1987	3	0.163	10.25	Q PB
2	531	SAKALAUSKAS Rytis	LTU	27 JUN 1987	4	0.179	10.30	Q SB
3	760	IDRISOV Mikhail	RUS	21 JUN 1988	6	0.150	10.41	Q
4	1053	AUSTIN Justin	USA	8 OCT 1989	5	0.160	10.42	q
5	400	WALTERS David	ISV	5 APR 1989	7	0.173	10.48	q
6	178	YANG Yang	CHN	13 OCT 1993	8	0.177	10.52	q
7	156	POLANCO Enrique	CHI	11 AUG 1992	2	0.168	10.78	
8	348	MAK Shing Hei	HKG	23 NOV 1994	1	0.186	11.03	

HEAT 2 Start Time: 18:46 Wind: -0.3 m/s

Rank	Bib	Name	Ctry code	Date of Birth	Lane	Reaction time	Result	
1	99	EFFAH Samuel Appiah Adjei	CAN	29 DEC 1988	3	0.180	10.35	Q
2	726	SIMBINE Akani	RSA	21 SEP 1993	6	0.192	10.38	Q
3	673	ZACZEK Artur	POL	28 FEB 1989	5	0.172	10.68	Q
4	674	BERNARDO Pedro	POR	12 MAY 1989	2	0.194	10.71	
5	72	MOTUKISI Keene Charles	BOT	1 JAN 1991	1	0.177	10.72	PB
6	176	WU Zhiqiang	CHN	10 APR 1994	4	0.198	10.72	
7	975	NOEL Le Sean	TRI	24 JUL 1990	8	0.204	10.79	
8	452	YONAGUNI Rui	JPN	1 NOV 1993	7	0.196	10.80	

HEAT 3 Start Time: 18:52 Wind: -0.1 m/s

Rank	Bib	Name	Ctry code	Date of Birth	Lane	Reaction time	Result	
1	448	YAMAGATA Ryota	JPN	10 JUN 1992	3	0.161	10.27	Q
2	419	WATSON Nicholas	JAM	16 SEP 1989	6	0.181	10.35	Q
3	746	BREDNEV Alexander	RUS	4 FEB 1988	7	0.171	10.42	Q
4	15	GAMBLE Tom	AUS	25 NOV 1991	5	0.183	10.60	
5	331	APPIAH-KUBI Emmanuel	GHA	16 OCT 1989	1	0.226	10.62	
6	582	BATTULGA Achitbileg	MGL	30 JUL 1986	2	0.218	10.73	
7	948	MEENAPRA Jirapong	THA	11 MAY 1993	8	0.155	10.84	
	1031	KORZH Vitaliy	UKR	5 OCT 1987	4	0.177	DQ	FISU 12.1.3a

HEAT 4 Start Time: 18:58 Wind: -0.4 m/s

Rank	Bib	Name	Ctry code	Date of Birth	Lane	Reaction time	Result	
1	714	JOBODWANA Anaso	RSA	30 JUL 1992	5	0.145	10.28	Q
2	1028	BODROV Igor	UKR	9 JUL 1987	6	0.154	10.32	Q
3	189	KOFFI Hua Wilfried Serge	CIV	24 SEP 1989	3	0.262	10.35	Q
4	16	HOUGH Nicholas	AUS	20 OCT 1993	4	0.171	10.47	q
5	940	MATSENJWA Sibusiso Bruno	SWZ	2 MAY 1988	7	0.207	10.53	
6	950	PROMKAEW Aphisit	THA	9 FEB 1993	1	0.166	10.78	
7	357	ISWANDI Iswandi	INA	1 JAN 1991	2	0.201	10.80	
8	1084	VAMBE Itayi	ZIM	3 JUL 1989	8	0.186	10.97	

Qualification: First 3 in each heat (Q) and 4 best performers (q) advance to the Semifinals



Results
Результаты

REVISED
7 JUL 22:45

Weather conditions at the beginning of the 1st heat

Temperature: 31 °C Humidity: 31 % Conditions: Sunny

Note:

FISU Rule 12.1.3a - Unauthorised number of athletes from the same country.

Legend

DQ Disqualified **PB** Personal Best **Q** Qualified by place **q** Qualified by time
SB Season Best

Timing and Results provided by  **TISSOT**



Results Summary

Итоговые результаты

REVISED
7 JUL 22:46

UNIVERSIADE RECORD	10.07	ROBERSON Mike	USA	Ciudad de México (MEX)	8 SEP 1979
UNIVERSIADE RECORD	10.07	MCRAE Lee	USA	Zagreb (CRO)	14 JUL 1987
UNIVERSIADE RECORD	10.07	CASON André	USA	Duisburg (GER)	25 AUG 1989

Rank	Bib	Name	Ctry code	Date of Birth	Heat	Lane	Position	Wind	Time	
1	1045	SMELYK Sergii	UKR	19 APR 1987	1	3	1	-0.2	10.25	Q PB
2	448	YAMAGATA Ryota	JPN	10 JUN 1992	3	3	1	-0.1	10.27	Q
3	714	JOBODWANA Anaso	RSA	30 JUL 1992	4	5	1	-0.4	10.28	Q
4	531	SAKALAUSKAS Rytis	LTU	27 JUN 1987	1	4	2	-0.2	10.30	Q SB
5	1028	BODROV Igor	UKR	9 JUL 1987	4	6	2	-0.4	10.32	Q
6	99	EFFAH Samuel Appiah Adjei	CAN	29 DEC 1988	2	3	1	-0.3	10.35	Q
6	189	KOFFI Hua Wilfried Serge	CIV	24 SEP 1989	4	3	3	-0.4	10.35	Q
6	419	WATSON Nicholas	JAM	16 SEP 1989	3	6	2	-0.1	10.35	Q
9	726	SIMBINE Akani	RSA	21 SEP 1993	2	6	2	-0.3	10.38	Q
10	760	IDRISOV Mikhail	RUS	21 JUN 1988	1	6	3	-0.2	10.41	Q
11	1053	AUSTIN Justin	USA	8 OCT 1989	1	5	4	-0.2	10.42	q
11	746	BREDNEV Alexander	RUS	4 FEB 1988	3	7	3	-0.1	10.42	Q
13	16	HOUGH Nicholas	AUS	20 OCT 1993	4	4	4	-0.4	10.47	q
14	400	WALTERS David	ISV	5 APR 1989	1	7	5	-0.2	10.48	q
15	178	YANG Yang	CHN	13 OCT 1993	1	8	6	-0.2	10.52	q
16	940	MATSENJWA Sibusiso Bruno	SWZ	2 MAY 1988	4	7	5	-0.4	10.53	
17	15	GAMBLE Tom	AUS	25 NOV 1991	3	5	4	-0.1	10.60	
18	331	APPIAH-KUBI Emmanuel	GHA	16 OCT 1989	3	1	5	-0.1	10.62	
19	673	ZACZEK Artur	POL	28 FEB 1989	2	5	3	-0.3	10.68	Q
20	674	BERNARDO Pedro	POR	12 MAY 1989	2	2	4	-0.3	10.71	
21	72	MOTUKISI Keene Charles	BOT	1 JAN 1991	2	1	5	-0.3	10.72	PB
22	176	WU Zhiqiang	CHN	10 APR 1994	2	4	6	-0.3	10.72	
23	582	BATTULGA Achitbileg	MGL	30 JUL 1986	3	2	6	-0.1	10.73	
24	156	POLANCO Enrique	CHI	11 AUG 1992	1	2	7	-0.2	10.78	
24	950	PROMKAEW Aphisit	THA	9 FEB 1993	4	1	6	-0.4	10.78	
26	975	NOEL Le Sean	TRI	24 JUL 1990	2	8	7	-0.3	10.79	
27	357	ISWANDI Iswandi	INA	1 JAN 1991	4	2	7	-0.4	10.80	
27	452	YONAGUNI Rui	JPN	1 NOV 1993	2	7	8	-0.3	10.80	
29	948	MEENAPRA Jirapong	THA	11 MAY 1993	3	8	7	-0.1	10.84	
30	1084	VAMBE Itayi	ZIM	3 JUL 1989	4	8	8	-0.4	10.97	
31	348	MAK Shing Hei	HKG	23 NOV 1994	1	1	8	-0.2	11.03	
	1031	KORZH Vitaliy	UKR	5 OCT 1987	3	4			DQ	FISU 12.1.3a

Qualification: First 3 in each heat (Q) and 4 best performers (q) advance to the Semifinals

Note:
FISU Rule 12.1.3a - Unauthorised number of athletes from the same country.
These athletes are sorted on performance.

Legend
DQ Disqualified **PB** Personal Best **Q** Qualified by place **q** qualified by time
SB Season Best

Timing and Results provided by **TISSOT**



Start list

Стартовый список

UNIVERSIADE RECORD	10.07	ROBERSON Mike	USA	Ciudad de México (MEX)	8 SEP 1979
UNIVERSIADE RECORD	10.07	MCRAE Lee	USA	Zagreb (CRO)	14 JUL 1987
UNIVERSIADE RECORD	10.07	CASON André	USA	Duisburg (GER)	25 AUG 1989

Lane	Bib	Name	Ctry code	Date of Birth	PB	SB	Result	Rank
1	348	MAK Shing Hei	HKG	23 NOV 1994				
2	156	POLANCO Enrique	CHI	11 AUG 1992	10.51	10.51		
3	1045	SMELYK Sergii	UKR	19 APR 1987	10.28	10.28		
4	531	SAKALAUSKAS Rytis	LTU	27 JUN 1987	10.14	10.44		
5	1053	AUSTIN Justin	USA	8 OCT 1989				
6	760	IDRISOV Mikhail	RUS	21 JUN 1988	10.29	10.29		
7	400	WALTERS David	ISV	5 APR 1989				
8	178	YANG Yang	CHN	13 OCT 1993	10.47	10.47		

Qualification: First 3 in each heat and 4 best performers advance to the Semifinals



Results

Результаты

UNIVERSIADE RECORD	10.07	ROBERSON Mike	USA	Ciudad de México (MEX)	8 SEP 1979
UNIVERSIADE RECORD	10.07	MCRAE Lee	USA	Zagreb (CRO)	14 JUL 1987
UNIVERSIADE RECORD	10.07	CASON André	USA	Duisburg (GER)	25 AUG 1989

Wind: -0.2m/s

Rank	Bib	Name	Ctry code	Date of Birth	Lane	Reaction time	Result		
1	1045	SMELYK Sergii	UKR	19 APR 1987	3	0.163	10.25	Q	PB
2	531	SAKALAIUSKAS Rytis	LTU	27 JUN 1987	4	0.179	10.30	Q	SB
3	760	IDRISOV Mikhail	RUS	21 JUN 1988	6	0.150	10.41	Q	
4	1053	AUSTIN Justin	USA	8 OCT 1989	5	0.160	10.42		
5	400	WALTERS David	ISV	5 APR 1989	7	0.173	10.48		
6	178	YANG Yang	CHN	13 OCT 1993	8	0.177	10.52		
7	156	POLANCO Enrique	CHI	11 AUG 1992	2	0.168	10.78		
8	348	MAK Shing Hei	HKG	23 NOV 1994	1	0.186	11.03		

Qualification: First 3 in each heat (Q) and 4 best performers (q) advance to the Semifinals

Weather conditions

Temperature: 31 °C Humidity: 31 % Conditions: Sunny

Legend

PB Personal Best **Q** Qualified by place **SB** Season Best

Timing and Results provided by  **TISSOT**



Start list

Стартовый список

UNIVERSIADE RECORD	10.07	ROBERSON Mike	USA	Ciudad de México (MEX)	8 SEP 1979
UNIVERSIADE RECORD	10.07	MCRAE Lee	USA	Zagreb (CRO)	14 JUL 1987
UNIVERSIADE RECORD	10.07	CASON André	USA	Duisburg (GER)	25 AUG 1989

Lane	Bib	Name	Ctry code	Date of Birth	PB	SB	Result	Rank
1	72	MOTUKISI Keene Charles	BOT	1 JAN 1991	10.80	10.80		
2	674	BERNARDO Pedro	POR	12 MAY 1989	10.48	10.48		
3	99	EFFAH Samuel Appiah Adjei	CAN	29 DEC 1988	10.06	10.14		
4	176	WU Zhiqiang	CHN	10 APR 1994	10.53			
5	673	ZACZEK Artur	POL	28 FEB 1989	10.47	10.49		
6	726	SIMBINE Akani	RSA	21 SEP 1993	10.19	10.36		
7	452	YONAGUNI Rui	JPN	1 NOV 1993	10.36	10.47		
8	975	NOEL Le Sean	TRI	24 JUL 1990				

Qualification: First 3 in each heat and 4 best performers advance to the Semifinals



Results

Результаты

UNIVERSIADE RECORD	10.07	ROBERSON Mike	USA	Ciudad de México (MEX)	8 SEP 1979
UNIVERSIADE RECORD	10.07	MCRAE Lee	USA	Zagreb (CRO)	14 JUL 1987
UNIVERSIADE RECORD	10.07	CASON André	USA	Duisburg (GER)	25 AUG 1989

Wind: -0.3m/s

Rank	Bib	Name	Ctry code	Date of Birth	Lane	Reaction time	Result
1	99	EFFAH Samuel Appiah Adjei	CAN	29 DEC 1988	3	0.180	10.35 Q
2	726	SIMBINE Akani	RSA	21 SEP 1993	6	0.192	10.38 Q
3	673	ZACZEK Artur	POL	28 FEB 1989	5	0.172	10.68 Q
4	674	BERNARDO Pedro	POR	12 MAY 1989	2	0.194	10.71
5	72	MOTUKISI Keene Charles	BOT	1 JAN 1991	1	0.177	10.72 PB
6	176	WU Zhiqiang	CHN	10 APR 1994	4	0.198	10.72
7	975	NOEL Le Sean	TRI	24 JUL 1990	8	0.204	10.79
8	452	YONAGUNI Rui	JPN	1 NOV 1993	7	0.196	10.80


Qualification: First 3 in each heat (Q) and 4 best performers (q) advance to the Semifinals

Weather conditions

Temperature: 31 °C Humidity: 31 % Conditions: Sunny

Legend

PB Personal Best **Q** Qualified by place

Timing and Results provided by  **TISSOT**



Start list

Стартовый список

UNIVERSIADE RECORD	10.07	ROBERSON Mike	USA	Ciudad de México (MEX)	8 SEP 1979
UNIVERSIADE RECORD	10.07	MCRAE Lee	USA	Zagreb (CRO)	14 JUL 1987
UNIVERSIADE RECORD	10.07	CASON André	USA	Duisburg (GER)	25 AUG 1989

Lane	Bib	Name	Ctry code	Date of Birth	PB	SB	Result	Rank
1	331	APPIAH-KUBI Emmanuel	GHA	16 OCT 1989				
2	582	BATTULGA Achitbileg	MGL	30 JUL 1986	10.71	10.71		
3	448	YAMAGATA Ryota	JPN	10 JUN 1992	10.07	10.11		
4	1031	KORZH Vitaliy	UKR	5 OCT 1987	10.34	10.34		
5	15	GAMBLE Tom	AUS	25 NOV 1991	10.51	10.51		
6	419	WATSON Nicholas	JAM	16 SEP 1989	10.17	10.22		
7	746	BREDNEV Alexander	RUS	4 FEB 1988	10.19	10.33		
8	948	MEENAPRA Jirapong	THA	11 MAY 1993	10.39	10.54		

Qualification: First 3 in each heat and 4 best performers advance to the Semifinals



Results

Результаты

REVISED
7 JUL 22:43

UNIVERSIADE RECORD	10.07	ROBERSON Mike	USA	Ciudad de México (MEX)	8 SEP 1979
UNIVERSIADE RECORD	10.07	MCRAE Lee	USA	Zagreb (CRO)	14 JUL 1987
UNIVERSIADE RECORD	10.07	CASON André	USA	Duisburg (GER)	25 AUG 1989

Wind: -0.1m/s

Rank	Bib	Name	Ctry code	Date of Birth	Lane	Reaction time	Result
1	448	YAMAGATA Ryota	JPN	10 JUN 1992	3	0.161	10.27 Q
2	419	WATSON Nicholas	JAM	16 SEP 1989	6	0.181	10.35 Q
3	746	BREDNEV Alexander	RUS	4 FEB 1988	7	0.171	10.42 Q
4	15	GAMBLE Tom	AUS	25 NOV 1991	5	0.183	10.60
5	331	APPIAH-KUBI Emmanuel	GHA	16 OCT 1989	1	0.226	10.62
6	582	BATTULGA Achitbileg	MGL	30 JUL 1986	2	0.218	10.73
7	948	MEENAPRA Jirapong	THA	11 MAY 1993	8	0.155	10.84
	1031	KORZH Vitaliy	UKR	5 OCT 1987	4	0.177	DQ FISU 12.1.3a

Qualification: First 3 in each heat (Q) and 4 best performers (q) advance to the Semifinals

Weather conditions


Temperature: 31 °C Humidity: 31 % Conditions: Sunny

Note:

FISU Rule 12.1.3a - Unauthorised number of athletes from the same country.

Legend

DQ Disqualified **Q** Qualified by place

Timing and Results provided by  **TISSOT**



Start list

Стартовый список

UNIVERSIADE RECORD	10.07	ROBERSON Mike	USA	Ciudad de México (MEX)	8 SEP 1979
UNIVERSIADE RECORD	10.07	MCRAE Lee	USA	Zagreb (CRO)	14 JUL 1987
UNIVERSIADE RECORD	10.07	CASON André	USA	Duisburg (GER)	25 AUG 1989

Lane	Bib	Name	Ctry code	Date of Birth	PB	SB	Result	Rank
1	950	PROMKAEW Aphisit	THA	9 FEB 1993	10.46	10.57		
2	357	ISWANDI Iswandi	INA	1 JAN 1991	10.41	10.64		
3	189	KOFFI Hua Wilfried Serge	CIV	24 SEP 1989	10.27	10.27		
4	16	HOUGH Nicholas	AUS	20 OCT 1993	10.39	10.39		
5	714	JOBODWANA Anaso	RSA	30 JUL 1992	10.10	10.10		
6	1028	BODROV Igor	UKR	9 JUL 1987	10.28	10.28		
7	940	MATSENJWA Sibusiso Bruno	SWZ	2 MAY 1988	10.43			
8	1084	VAMBE Itayi	ZIM	3 JUL 1989	10.75	10.75		

Qualification: First 3 in each heat and 4 best performers advance to the Semifinals



Results

Результаты

UNIVERSIADE RECORD	10.07	ROBERSON Mike	USA	Ciudad de México (MEX)	8 SEP 1979
UNIVERSIADE RECORD	10.07	MCRAE Lee	USA	Zagreb (CRO)	14 JUL 1987
UNIVERSIADE RECORD	10.07	CASON André	USA	Duisburg (GER)	25 AUG 1989

Wind: -0.4m/s

Rank	Bib	Name	Ctry code	Date of Birth	Lane	Reaction time	Result
1	714	JOBODWANA Anaso	RSA	30 JUL 1992	5	0.145	10.28 Q
2	1028	BODROV Igor	UKR	9 JUL 1987	6	0.154	10.32 Q
3	189	KOFFI Hua Wilfried Serge	CIV	24 SEP 1989	3	0.262	10.35 Q
4	16	HOUGH Nicholas	AUS	20 OCT 1993	4	0.171	10.47 q
5	940	MATSENJWA Sibusiso Bruno	SWZ	2 MAY 1988	7	0.207	10.53
6	950	PROMKAEW Aphisit	THA	9 FEB 1993	1	0.166	10.78
7	357	ISWANDI Iswandi	INA	1 JAN 1991	2	0.201	10.80
8	1084	VAMBE Itayi	ZIM	3 JUL 1989	8	0.186	10.97

Qualification: First 3 in each heat (Q) and 4 best performers (q) advance to the Semifinals

Weather conditions

Temperature: 31 °C Humidity: 31 % Conditions: Sunny

Legend

Q Qualified by place q qualified by time

Timing and Results provided by  **TISSOT**



Result Book

27th Summer Universiade in Kazan 2013



Athletics

Men's 100m Semifinals





Start list

Стартовый список

REVISED
8 JUL 9:09

UNIVERSIADE RECORD	10.07	ROBERSON Mike	USA	Ciudad de México (MEX)	8 SEP 1979
UNIVERSIADE RECORD	10.07	MCRAE Lee	USA	Zagreb (CRO)	14 JUL 1987
UNIVERSIADE RECORD	10.07	CASON André	USA	Duisburg (GER)	25 AUG 1989

SEMIFINAL 1

Start Time: 19:20

Lane	Bib	Name	Ctry code	Date of Birth	PB	SB	Result	Rank
1	400	WALTERS David	ISV	5 APR 1989				
2	16	HOUGH Nicholas	AUS	20 OCT 1993	10.39	10.39		
3	714	JOBODWANA Anaso	RSA	30 JUL 1992	10.10	10.10		
4	448	YAMAGATA Ryota	JPN	10 JUN 1992	10.07	10.11		
5	1028	BODROV Igor	UKR	9 JUL 1987	10.28	10.28		
6	419	WATSON Nicholas	JAM	16 SEP 1989	10.17	10.22		
7	760	IDRISOV Mikhail	RUS	21 JUN 1988	10.29	10.29		
8	673	ZACZEK Artur	POL	28 FEB 1989	10.47	10.49		


SEMIFINAL 2

Start Time: 19:25

Lane	Bib	Name	Ctry code	Date of Birth	PB	SB	Result	Rank
1	178	YANG Yang	CHN	13 OCT 1993	10.47	10.47		
2	1053	AUSTIN Justin	USA	8 OCT 1989				
3	1045	SMELYK Sergii	UKR	19 APR 1987	10.25	10.25		
4	531	SAKALAIUSKAS Rytis	LTU	27 JUN 1987	10.14	10.30		
5	99	EFFAH Samuel Appiah Adjei	CAN	29 DEC 1988	10.06	10.14		
6	726	SIMBINE Akani	RSA	21 SEP 1993	10.19	10.36		
7	746	BREDNEV Alexander	RUS	4 FEB 1988	10.19	10.33		
8	189	KOFFI Hua Wilfried Serge	CIV	24 SEP 1989	10.27	10.27		

Qualification: First 4 in each heat advance to the Final

Note: Starting order changed.

Timing and Results provided by  TISSOT



Results

Результаты

UNIVERSIADE RECORD	10.07	ROBERSON Mike	USA	Ciudad de México (MEX)	8 SEP 1979
UNIVERSIADE RECORD	10.07	MCRAE Lee	USA	Zagreb (CRO)	14 JUL 1987
UNIVERSIADE RECORD	10.07	CASON André	USA	Duisburg (GER)	25 AUG 1989

SEMIFINAL 1

Start Time: 19:20

Wind: -0.2 m/s

Rank	Bib	Name	Ctry code	Date of Birth	Lane	Reaction time	Result	
1	714	JOBODWANA Anaso	RSA	30 JUL 1992	3	0.165	10.29	Q
2	448	YAMAGATA Ryota	JPN	10 JUN 1992	4	0.183	10.34	Q
3	1028	BODROV Igor	UKR	9 JUL 1987	5	0.136	10.36	Q
4	760	IDRISOV Mikhail	RUS	21 JUN 1988	7	0.158	10.48	Q
5	419	WATSON Nicholas	JAM	16 SEP 1989	6	0.209	10.49	
6	16	HOUGH Nicholas	AUS	20 OCT 1993	2	0.175	10.50	
7	400	WALTERS David	ISV	5 APR 1989	1	0.236	10.62	
8	673	ZACZEK Artur	POL	28 FEB 1989	8	0.167	10.75	

SEMIFINAL 2

Start Time: 19:25

Wind: -0.4 m/s

Rank	Bib	Name	Ctry code	Date of Birth	Lane	Reaction time	Result	
1	189	KOFFI Hua Wilfried Serge	CIV	24 SEP 1989	8	0.201	10.32	Q
2	99	EFFAH Samuel Appiah Adjei	CAN	29 DEC 1988	5	0.169	10.34	Q
3	531	SAKALAUSKAS Rytis	LTU	27 JUN 1987	4	0.189	10.37	Q
4	1045	SMELYK Sergii	UKR	19 APR 1987	3	0.168	10.42	Q
5	726	SIMBINE Akani	RSA	21 SEP 1993	6	0.185	10.49	
6	746	BREDNEV Alexander	RUS	4 FEB 1988	7	0.183	10.51	
7	1053	AUSTIN Justin	USA	8 OCT 1989	2	0.166	10.59	
8	178	YANG Yang	CHN	13 OCT 1993	1	0.160	10.59	


Qualification: First 4 in each heat (Q) advance to the Final

Weather conditions at the beginning of the 1st heat

Temperature: 23 °C Humidity: 73 % Conditions: Rain

Legend

Q Qualified by place

Timing and Results provided by  TISSOT



Results Summary

Итоговые результаты

UNIVERSIADE RECORD	10.07	ROBERSON Mike	USA	Ciudad de México (MEX)	8 SEP 1979
UNIVERSIADE RECORD	10.07	MCRAE Lee	USA	Zagreb (CRO)	14 JUL 1987
UNIVERSIADE RECORD	10.07	CASON André	USA	Duisburg (GER)	25 AUG 1989

Rank	Bib	Name	Ctry code	Date of Birth	Heat	Lane	Position	Wind	Time
1	714	JOBODWANA Anaso	RSA	30 JUL 1992	1	3	1	-0.2	10.29 Q
2	189	KOFFI Hua Wilfried Serge	CIV	24 SEP 1989	2	8	1	-0.4	10.32 Q
3	99	EFFAH Samuel Appiah Adjei	CAN	29 DEC 1988	2	5	2	-0.4	10.34 Q
3	448	YAMAGATA Ryota	JPN	10 JUN 1992	1	4	2	-0.2	10.34 Q
5	1028	BODROV Igor	UKR	9 JUL 1987	1	5	3	-0.2	10.36 Q
6	531	SAKALAIUSKAS Rytis	LTU	27 JUN 1987	2	4	3	-0.4	10.37 Q
7	1045	SMELYSK Sergii	UKR	19 APR 1987	2	3	4	-0.4	10.42 Q
8	760	IDRISOV Mikhail	RUS	21 JUN 1988	1	7	4	-0.2	10.48 Q
9	726	SIMBINE Akani	RSA	21 SEP 1993	2	6	5	-0.4	10.49
9	419	WATSON Nicholas	JAM	16 SEP 1989	1	6	5	-0.2	10.49
11	16	HOUGH Nicholas	AUS	20 OCT 1993	1	2	6	-0.2	10.50
12	746	BREDNEV Alexander	RUS	4 FEB 1988	2	7	6	-0.4	10.51
13	1053	AUSTIN Justin	USA	8 OCT 1989	2	2	7	-0.4	10.59
14	178	YANG Yang	CHN	13 OCT 1993	2	1	8	-0.4	10.59
15	400	WALTERS David	ISV	5 APR 1989	1	1	7	-0.2	10.62
16	673	ZACZEK Artur	POL	28 FEB 1989	1	8	8	-0.2	10.75

Qualification: First 4 in each heat (Q) advance to the Final

Note:
These athletes are sorted on performance.

Legend
Q Qualified by place

Timing and Results provided by  TISSOT



Start list

Стартовый список


REVISED
8 JUL 9:10

UNIVERSIADE RECORD	10.07	ROBERSON Mike	USA	Ciudad de México (MEX)	8 SEP 1979
UNIVERSIADE RECORD	10.07	MCRAE Lee	USA	Zagreb (CRO)	14 JUL 1987
UNIVERSIADE RECORD	10.07	CASON André	USA	Duisburg (GER)	25 AUG 1989

Lane	Bib	Name	Ctry code	Date of Birth	PB	SB	Result	Rank
1	400	WALTERS David	ISV	5 APR 1989				
2	16	HOUGH Nicholas	AUS	20 OCT 1993	10.39	10.39		
3	714	JOBODWANA Anaso	RSA	30 JUL 1992	10.10	10.10		
4	448	YAMAGATA Ryota	JPN	10 JUN 1992	10.07	10.11		
5	1028	BODROV Igor	UKR	9 JUL 1987	10.28	10.28		
6	419	WATSON Nicholas	JAM	16 SEP 1989	10.17	10.22		
7	760	IDRISOV Mikhail	RUS	21 JUN 1988	10.29	10.29		
8	673	ZACZEK Artur	POL	28 FEB 1989	10.47	10.49		

Qualification: First 4 in each heat advance to the Final

Note:
Starting order changed.

Timing and Results provided by  **TISSOT**



Results

Результаты

UNIVERSIADE RECORD	10.07	ROBERSON Mike	USA	Ciudad de México (MEX)	8 SEP 1979
UNIVERSIADE RECORD	10.07	MCRAE Lee	USA	Zagreb (CRO)	14 JUL 1987
UNIVERSIADE RECORD	10.07	CASON André	USA	Duisburg (GER)	25 AUG 1989

Wind: -0.2m/s

Rank	Bib	Name	Ctry code	Date of Birth	Lane	Reaction time	Result
1	714	JOBODWANA Anaso	RSA	30 JUL 1992	3	0.165	10.29 Q
2	448	YAMAGATA Ryota	JPN	10 JUN 1992	4	0.183	10.34 Q
3	1028	BODROV Igor	UKR	9 JUL 1987	5	0.136	10.36 Q
4	760	IDRISOV Mikhail	RUS	21 JUN 1988	7	0.158	10.48 Q
5	419	WATSON Nicholas	JAM	16 SEP 1989	6	0.209	10.49
6	16	HOUGH Nicholas	AUS	20 OCT 1993	2	0.175	10.50
7	400	WALTERS David	ISV	5 APR 1989	1	0.236	10.62
8	673	ZACZEK Artur	POL	28 FEB 1989	8	0.167	10.75

Qualification: First 4 in each heat (Q) advance to the Final

Weather conditions

Temperature: 23 °C Humidity: 73 % Conditions: Rain

Legend

Q Qualified by place

Timing and Results provided by  TISSOT



Start list

Стартовый список


REVISED
8 JUL 9:10

UNIVERSIADE RECORD	10.07	ROBERSON Mike	USA	Ciudad de México (MEX)	8 SEP 1979
UNIVERSIADE RECORD	10.07	MCRAE Lee	USA	Zagreb (CRO)	14 JUL 1987
UNIVERSIADE RECORD	10.07	CASON André	USA	Duisburg (GER)	25 AUG 1989

Lane	Bib	Name	Ctry code	Date of Birth	PB	SB	Result	Rank
1	178	YANG Yang	CHN	13 OCT 1993	10.47	10.47		
2	1053	AUSTIN Justin	USA	8 OCT 1989				
3	1045	SMELYK Sergii	UKR	19 APR 1987	10.25	10.25		
4	531	SAKALAUSKAS Rytis	LTU	27 JUN 1987	10.14	10.30		
5	99	EFFAH Samuel Appiah Adjei	CAN	29 DEC 1988	10.06	10.14		
6	726	SIMBINE Akani	RSA	21 SEP 1993	10.19	10.36		
7	746	BREDNEV Alexander	RUS	4 FEB 1988	10.19	10.33		
8	189	KOFFI Hua Wilfried Serge	CIV	24 SEP 1989	10.27	10.27		

Qualification: First 4 in each heat advance to the Final

Note:
Starting order changed.

Timing and Results provided by  **TISSOT**



Results

Результаты

UNIVERSIADE RECORD	10.07	ROBERSON Mike	USA	Ciudad de México (MEX)	8 SEP 1979
UNIVERSIADE RECORD	10.07	MCRAE Lee	USA	Zagreb (CRO)	14 JUL 1987
UNIVERSIADE RECORD	10.07	CASON André	USA	Duisburg (GER)	25 AUG 1989

Wind: -0.4m/s

Rank	Bib	Name	Ctry code	Date of Birth	Lane	Reaction time	Result
1	189	KOFFI Hua Wilfried Serge	CIV	24 SEP 1989	8	0.201	10.32 Q
2	99	EFFAH Samuel Appiah Adjei	CAN	29 DEC 1988	5	0.169	10.34 Q
3	531	SAKALAUSKAS Rytis	LTU	27 JUN 1987	4	0.189	10.37 Q
4	1045	SMELYK Sergii	UKR	19 APR 1987	3	0.168	10.42 Q
5	726	SIMBINE Akani	RSA	21 SEP 1993	6	0.185	10.49
6	746	BREDNEV Alexander	RUS	4 FEB 1988	7	0.183	10.51
7	1053	AUSTIN Justin	USA	8 OCT 1989	2	0.166	10.59
8	178	YANG Yang	CHN	13 OCT 1993	1	0.160	10.59


Qualification: First 4 in each heat (Q) advance to the Final

Weather conditions

Temperature: 23 °C Humidity: 73 % Conditions: Rain

Legend

Q Qualified by place

Timing and Results provided by  TISSOT



Result Book

27th Summer Universiade in Kazan 2013



Athletics

Men's 100m Final





Start list

Стартовый список

UNIVERSIADE RECORD	10.07	ROBERSON Mike	USA	Ciudad de México (MEX)	8 SEP 1979
UNIVERSIADE RECORD	10.07	MCRAE Lee	USA	Zagreb (CRO)	14 JUL 1987
UNIVERSIADE RECORD	10.07	CASON André	USA	Duisburg (GER)	25 AUG 1989

Lane	Bib	Name	Ctry code	Date of Birth	PB	SB	Result	Rank
1	1045	SMELYK Sergii	UKR	19 APR 1987	10.25	10.25		
2	760	IDRISOV Mikhail	RUS	21 JUN 1988	10.29	10.29		
3	714	JOBODWANA Anaso	RSA	30 JUL 1992	10.10	10.10		
4	189	KOFFI Hua Wilfried Serge	CIV	24 SEP 1989	10.27	10.27		
5	448	YAMAGATA Ryota	JPN	10 JUN 1992	10.07	10.11		
6	99	EFFAH Samuel Appiah Adjei	CAN	29 DEC 1988	10.06	10.14		
7	531	SAKALAUSKAS Rytis	LTU	27 JUN 1987	10.14	10.30		
8	1028	BODROV Igor	UKR	9 JUL 1987	10.28	10.28		



Results

Результаты

UNIVERSIADE RECORD	10.07	ROBERSON Mike	USA	Ciudad de México (MEX)	8 SEP 1979
UNIVERSIADE RECORD	10.07	MCRAE Lee	USA	Zagreb (CRO)	14 JUL 1987
UNIVERSIADE RECORD	10.07	CASON André	USA	Duisburg (GER)	25 AUG 1989

Wind: +0.5m/s


Rank	Bib	Name	Ctry code	Date of Birth	Lane	Reaction time	Result
1	714	JOBODWANA Anaso	RSA	30 JUL 1992	3	0.193	10.10 =PB
2	448	YAMAGATA Ryota	JPN	10 JUN 1992	5	0.157	10.21
3	189	KOFFI Hua Wilfried Serge	CIV	24 SEP 1989	4	0.211	10.21 PB
4	1045	SMELYK Sergii	UKR	19 APR 1987	1	0.149	10.21 PB
5	1028	BODROV Igor	UKR	9 JUL 1987	8	0.158	10.29
6	99	EFFAH Samuel Appiah Adjei	CAN	29 DEC 1988	6	0.164	10.29
7	531	SAKALAUSKAS Rytis	LTU	27 JUN 1987	7	0.172	10.30 =SB
8	760	IDRISOV Mikhail	RUS	21 JUN 1988	2	0.165	10.64

Weather conditions

Temperature: 20 °C Humidity: 94 % Conditions: Showers

Legend

=PB <equal> Personal Best =SB <equal> Season Best PB Personal Best

Timing and Results provided by  TISSOT



Result Book

27th Summer Universiade in Kazan 2013



Athletics

Men's 200m





Medallists

Медалисты

As of WED 10 JUL 2013

Medal	Name	Ctry
GOLD	JOBODWANA Anaso	RSA - South Africa
SILVER	DWYER Rasheed	JAM - Jamaica
BRONZE	IIZUKA Shota	JPN - Japan



Result Book

27th Summer Universiade in Kazan 2013



Athletics

Men's 200m Round 1





Start list

Стартовый список

UNIVERSIADE RECORD	19.72	MENNEA Pietro	ITA	Ciudad de México (MEX)	12 SEP 1979
--------------------	-------	---------------	-----	------------------------	-------------

HEAT 1 Start Time: 11:25

Lane	Bib	Name	Ctry code	Date of Birth	PB	SB	Result	Rank
2	348	MAK Shing Hei	HKG	23 NOV 1994				
3	42	CHAKRATBARTEY Razat Kanthi	BAN	10 AUG 1991				
4	925	TURCANI Roman	SVK	28 MAR 1990	21.12	21.12		
5	893	AGAMPODI Daham	SRI	5 APR 1990				
6	425	HASHIMOTO Akiyuki	JPN	18 NOV 1994	20.35	20.35		
7	1013	ANYWAR Johnson	UGA	18 AUG 1991				
8	553	LEONG Wang Kuong	MAC	18 MAR 1990				

HEAT 2 Start Time: 11:31

Lane	Bib	Name	Ctry code	Date of Birth	PB	SB	Result	Rank
2	189	KOFFI Hua Wilfried Serge	CIV	24 SEP 1989	20.57	20.57		
3	1076	CHARANDURA Nyasha	ZIM	18 AUG 1987				
4	253	KUNNAPUU Rauno	EST	18 AUG 1990				
5	83	YANGOU BETHYKPAINGUI Prince	CAF	2 SEP 1995				
6	851	DIA Oumar	SEN	30 MAY 1986				
7	663	KRYNSKI Kamil	POL	12 MAY 1987	20.56	20.83		
8	587	DIKITE Alassane Kely	MLI	29 SEP 1991				

HEAT 3 Start Time: 11:37


Lane	Bib	Name	Ctry code	Date of Birth	PB	SB	Result	Rank
2	156	POLANCO Enrique	CHI	11 AUG 1992	21.48	21.48		
3	511	ZACESTS Martins	LAT	16 AUG 1990				
4	951	SATHOENGRAM Jaran	THA	9 FEB 1993				
5	714	JOBODWANA Anaso	RSA	30 JUL 1992	20.13	20.13		
6	599	URI-KHOB Jesse	NAM	19 MAR 1991	21.19	21.30		
7	491	LEE Jaeha	KOR	14 AUG 1992	21.06			
8	955	ATABAEV Davron	TJK	6 JUL 1993	21.82			

HEAT 4 Start Time: 11:43

Lane	Bib	Name	Ctry code	Date of Birth	PB	SB	Result	Rank
2	1268	AL AJMI Salah	OMA	2000				
3	224	KALISZ Mike	DEN	12 NOV 1989	21.67			
4	195	PATTON Steve	COD					
5	597	NARIB Ernst	NAM	27 MAY 1990				
6	113	MAKINDE Oluwasegun Victor	CAN	6 JUL 1991	20.71	20.78		
7	728	TROTTER Sebastian	RSA	3 MAR 1992	20.71	20.71		
8	652	EDMOND TAYLOR Rodolfo Valentino	PAN	20 JAN 1990				

HEAT 5 Start Time: 11:49

Lane	Bib	Name	Ctry code	Date of Birth	PB	SB	Result	Rank
2	367	JERIS Jose	IND	12 NOV 1994				
3	523	DILYS Egidijus	LTU	1 SEP 1987	21.20	21.27		
4	956	AZIM Abdullaev	TJK	10 SEP 1994				
5	1036	PERESTIUK Ruslan	UKR	22 APR 1991	21.25	21.91		
6	515	NAIM Ramzi	LIB	5 OCT 1990	22.32			
7	427	IIZUKA Shota	JPN	25 JUN 1991	20.21	20.21		
8	943	ONYANGO Mashaka Yohana	TAN	17 DEC 1985				

Timing and Results provided by  TISSOT



Start list

Стартовый список

HEAT 6 Start Time: 11:55

Lane	Bib	Name	Ctry code	Date of Birth	PB	SB	Result	Rank
2	517	ADOMAVICIUS Zilvinas	LTU	1 JUL 1985				
3	179	YANG Zhanlin	CHN	28 FEB 1991	21.15	21.15		
4	940	MATSENJWA Sibusiso Bruno	SWZ	2 MAY 1988	20.93			
5	975	NOEL Le Sean	TRI	24 JUL 1990	21.67			
6	356	FADLIN Fadlin	INA	28 OCT 1989	21.04			
7	997	UGURER Doruk	TUR	9 MAR 1994	22.01	22.01		
8	414	DWYER Rasheed	JAM	29 JAN 1989	20.20	20.23		

HEAT 7 Start Time: 12:01

Lane	Bib	Name	Ctry code	Date of Birth	PB	SB	Result	Rank
2	331	APPIAH-KUBI Emmanuel	GHA	16 OCT 1989				
3	807	REYSBIKH Artur	RUS	30 JUN 1990	21.04	21.08		
4	79	OLIVEIRA Pedro	BRA	17 FEB 1992				
5	1053	AUSTIN Justin	USA	8 OCT 1989	20.46	20.53		
6	586	COULIBALY Aboubacar	MLI	11 OCT 1990				
7	857	SONKO Moulaye	SEN	1 MAR 1988				
8	1071	TRAN Quoc Nhan	VIE	16 NOV 1991				

HEAT 8 Start Time: 12:07

Lane	Bib	Name	Ctry code	Date of Birth	PB	SB	Result	Rank
2	679	LIMA David	POR	6 SEP 1990	20.72	21.09		
3	1021	ONGOM Richard	UGA	26 MAY 1992	23.24			
4	879	SHEKA Hawa	SLE	3 NOV 1985				
5	338	IBRAHIM Malik	GHA	30 SEP 1990				
6	72	MOTUKISI Keene Charles	BOT	1 JAN 1991				
7	1089	GULIYEV Ramil	TUR	2000	20.04	20.46		
8	582	BATTULGA Achitbileg	MGL	30 JUL 1986	22.54			

HEAT 9 Start Time: 12:13

Lane	Bib	Name	Ctry code	Date of Birth	PB	SB	Result	Rank
2	1272	AL HAJRI Ghith	OMA	2000				
3	203	HOUMADI El Hadad	COM	7 FEB 1993				
4	200	PAEZ Andres David	COL	29 JUL 1987	21.26			
5	159	GAO Dongshi	CHN	14 MAY 1989	20.75	20.75		
6	646	HAYYAT Zafar	PAK	7 FEB 1989				
7	759	HYUTTE Alexander	RUS	29 SEP 1988	20.77	20.77		
8	625	IDAAS Anders Erlend	NOR	14 FEB 1990				

HEAT 10 Start Time: 12:19

Lane	Bib	Name	Ctry code	Date of Birth	PB	SB	Result	Rank
2	410	MARANI Diego	ITA	27 APR 1990	20.77	20.78		
3	1081	NDLOVU Vezokuhle	ZIM	27 OCT 1992				
4	127	RODNEY Brendon Justin	CAN	9 APR 1992				
5	16	HOUGH Nicholas	AUS	20 OCT 1993	20.66	20.66		
6	590	CROKER Matthew	MLT	17 JAN 1989				
7	225	KASPER Olsen	DEN	21 JUN 1991	22.67			
8	674	BERNARDO Pedro	POR	12 MAY 1989	21.49			

Qualification: First 3 in each heat and 2 best performers advance to the Round 2



Results

Результаты

UNIVERSIADE RECORD	19.72	MENNEA Pietro	ITA	Ciudad de México (MEX)	12 SEP 1979
--------------------	-------	---------------	-----	------------------------	-------------

HEAT 1 Start Time: 11:25 Wind: -0.2 m/s

Rank	Bib	Name	Ctry code	Date of Birth	Lane	Reaction time	Result	
1	425	HASHIMOTO Akiyuki	JPN	18 NOV 1994	6	0.159	21.51	Q
2	925	TURCANI Roman	SVK	28 MAR 1990	4	0.174	21.89	Q
3	348	MAK Shing Hei	HKG	23 NOV 1994	2	0.181	22.01	Q
4	893	AGAMPODI Daham	SRI	5 APR 1990	5	0.168	22.17	
5	553	LEONG Wang Kuong	MAC	18 MAR 1990	8	0.199	22.78	
6	42	CHAKRATBARTEY Razat Kanthi	BAN	10 AUG 1991	3	0.217	23.47	
	1013	ANYWAR Johnson	UGA	18 AUG 1991	7	0.228	DQ	R 163.3

HEAT 2 Start Time: 11:31

Rank	Bib	Name	Ctry code	Date of Birth	Lane	Reaction time	Result	
1	189	KOFFI Hua Wilfried Serge	CIV	24 SEP 1989	2	0.177	21.60	Q
2	663	KRYNSKI Kamil	POL	12 MAY 1987	7	0.201	21.96	Q
3	1076	CHARANDURA Nyasha	ZIM	18 AUG 1987	3	0.247	21.99	Q
4	253	KUNNAPUU Rauno	EST	18 AUG 1990	4	0.173	22.22	
5	851	DIA Oumar	SEN	30 MAY 1986	6	0.210	22.82	
6	83	YANGOU BETHYKPAINGUI Prince	CAF	2 SEP 1995	5	0.192	22.97	
7	587	DIAKITE Alassane Kely	MLI	29 SEP 1991	8	0.248	23.49	

HEAT 3 Start Time: 11:37 Wind: -0.3 m/s

Rank	Bib	Name	Ctry code	Date of Birth	Lane	Reaction time	Result	
1	714	JOBODWANA Anaso	RSA	30 JUL 1992	5	0.164	21.61	Q
2	599	URI-KHOB Jesse	NAM	19 MAR 1991	6	0.170	21.61	Q
3	491	LEE Jaeha	KOR	14 AUG 1992	7	0.193	21.64	Q
4	951	SATHOENGRAM Jaran	THA	9 FEB 1993	4	0.168	22.00	
5	955	ATABAEV Davron	TJK	6 JUL 1993	8	0.272	22.25	
6	156	POLANCO Enrique	CHI	11 AUG 1992	2	0.162	22.38	
	511	ZACESTS Martins	LAT	16 AUG 1990	3		DNS	

HEAT 4 Start Time: 11:43 Wind: 0.0 m/s

Rank	Bib	Name	Ctry code	Date of Birth	Lane	Reaction time	Result	
1	113	MAKINDE Oluwasegun Victor	CAN	6 JUL 1991	6	0.183	20.84	Q
2	728	TROTTER Sebastian	RSA	3 MAR 1992	7	0.299	21.32	Q
3	224	KALISZ Mike	DEN	12 NOV 1989	3	0.163	21.84	Q
4	652	EDMOND TAYLOR Rodolfo Valentino	PAN	20 JAN 1990	8	0.201	22.22	
5	1268	AL AJMI Salah	OMA		2	0.207	22.59	
6	195	PATTON Steve	COD		4	0.219	25.06	
	597	NARIB Ernst	NAM	27 MAY 1990	5		DNS	



Results

Результаты

HEAT 5 Start Time: 11:49 Wind: +0.5 m/s

Rank	Bib	Name	Ctry code	Date of Birth	Lane	Reaction time	Result	
1	427	IIZUKA Shota	JPN	25 JUN 1991	7	0.156	21.09	Q
2	523	DILYS Egidijus	LTU	1 SEP 1987	3	0.172	21.37	Q
3	1036	PERESTIUK Ruslan	UKR	22 APR 1991	5	0.164	21.67	Q SB
4	515	NAIM Ramzi	LIB	5 OCT 1990	6	0.207	22.60	
5	367	JERIS Jose	IND	12 NOV 1994	2	0.161	22.86	
6	956	AZIM Abdullaev	TJK	10 SEP 1994	4	0.225	23.21	
	943	ONYANGO Mashaka Yohana	TAN	17 DEC 1985	8		DNS	

HEAT 6 Start Time: 11:55 Wind: +1.1 m/s

Rank	Bib	Name	Ctry code	Date of Birth	Lane	Reaction time	Result	
1	414	DWYER Rasheed	JAM	29 JAN 1989	8	0.208	21.00	Q
2	940	MATSENJWA Sibusiso Bruno	SWZ	2 MAY 1988	4	0.187	21.10	Q
3	179	YANG Zhanlin	CHN	28 FEB 1991	3	0.201	21.36	Q
4	356	FADLIN Fadlin	INA	28 OCT 1989	6	0.205	21.93	
5	517	ADOMAVICIUS Zilvinas	LTU	1 JUL 1985	2	0.157	22.05	
6	975	NOEL Le Sean	TRI	24 JUL 1990	5	0.195	22.05	
7	997	UGURER Doruk	TUR	9 MAR 1994	7	0.203	22.32	

HEAT 7 Start Time: 12:01 Wind: +0.8 m/s

Rank	Bib	Name	Ctry code	Date of Birth	Lane	Reaction time	Result	
1	331	APPIAH-KUBI Emmanuel	GHA	16 OCT 1989	2	0.153	21.62	Q
2	807	REYSBIKH Artur	RUS	30 JUN 1990	3	0.213	21.64	Q
3	857	SONKO Moulaye	SEN	1 MAR 1988	7	0.203	22.38	Q
4	1071	TRAN Quoc Nhan	VIE	16 NOV 1991	8		23.66	
5	586	COULIBALY Aboubacar	MLI	11 OCT 1990	6	0.232	24.19	
	79	OLIVEIRA Pedro	BRA	17 FEB 1992	4	0.195	DNF	
	1053	AUSTIN Justin	USA	8 OCT 1989	5		DNS	

HEAT 8 Start Time: 12:07 Wind: +1.1 m/s

Rank	Bib	Name	Ctry code	Date of Birth	Lane	Reaction time	Result	
1	679	LIMA David	POR	6 SEP 1990	2	0.170	21.42	Q
2	1089	GULIYEV Ramil	TUR	29 MAY 1990	7	0.171	21.47	Q
3	72	MOTUKISI Keene Charles	BOT	1 JAN 1991	6	0.183	21.55	Q
4	582	BATTULGA Achitbileg	MGL	30 JUL 1986	8	0.226	21.58	q NR
5	338	IBRAHIM Malik	GHA	30 SEP 1990	5	0.210	22.12	
	1021	ONGOM Richard	UGA	26 MAY 1992	3	0.197	DQ	R 163.3
	879	SHEKA Hawa	SLE	3 NOV 1985	4		DNS	



Results

Результаты

HEAT 9 Start Time: 12:13 Wind: +1.1 m/s

Rank	Bib	Name	Ctry code	Date of Birth	Lane	Reaction time	Result	
1	159	GAO Dongshi	CHN	14 MAY 1989	5	0.171	21.01	Q
2	759	HYUTTE Alexander	RUS	29 SEP 1988	7	0.171	21.29	Q
3	625	IDAAS Anders Erlend	NOR	14 FEB 1990	8	0.171	22.05	Q
4	646	HAYYAT Zafar	PAK	7 FEB 1989	6	0.216	22.81	
5	1272	AL HAJRI Ghith	OMA		2	0.184	22.84	
6	200	PAEZ Andres David	COL	29 JUL 1987	4	0.172	22.90	
7	203	HOUMADI El Hadad	COM	7 FEB 1993	3	0.174	23.14	

HEAT 10 Start Time: 12:19 Wind: +1.1 m/s

Rank	Bib	Name	Ctry code	Date of Birth	Lane	Reaction time	Result	
1	127	RODNEY Brendon Justin	CAN	9 APR 1992	4	0.162	21.06	Q
2	16	HOUGH Nicholas	AUS	20 OCT 1993	5	0.214	21.16	Q
3	410	MARANI Diego	ITA	27 APR 1990	2	0.187	21.28	Q
4	674	BERNARDO Pedro	POR	12 MAY 1989	8	0.205	21.67	q
5	225	KASPER Olsen	DEN	21 JUN 1991	7	0.201	22.09	PB
6	1081	NDLOVU Vezokuhle	ZIM	27 OCT 1992	3	0.211	22.83	
7	590	CROKER Matthew	MLT	17 JAN 1989	6	0.216	23.18	

Qualification: First 3 in each heat (Q) and 2 best performers (q) advance to the Round 2

Weather conditions at the beginning of the 1st heat

Temperature: 24 °C Humidity: 69 % Conditions: Partly cloudy

Note:
IAAF Rule 163.3 - lane infringement

Legend
DNF Did not Finish **DNS** Did not Start **DQ** Disqualified **NR** National Record
PB Personal Best **Q** Qualified by place **q** Qualified by time **SB** Season Best

Timing and Results provided by  **TISSOT**



Results Summary

Итоговые результаты

UNIVERSIADE RECORD	19.72	MENNEA Pietro	ITA	Ciudad de México (MEX)	12 SEP 1979
--------------------	-------	---------------	-----	------------------------	-------------

Rank	Bib	Name	Ctry code	Date of Birth	Heat	Lane	Position	Wind	Time	
1	113	MAKINDE Oluwasegun Victor	CAN	6 JUL 1991	4	6	1	0.0	20.84	Q
2	414	DWYER Rasheed	JAM	29 JAN 1989	6	8	1	+1.1	21.00	Q
3	159	GAO Dongshi	CHN	14 MAY 1989	9	5	1	+1.1	21.01	Q
4	127	RODNEY Brendon Justin	CAN	9 APR 1992	10	4	1	+1.1	21.06	Q
5	427	IIZUKA Shota	JPN	25 JUN 1991	5	7	1	+0.5	21.09	Q
6	940	MATSENJWA Sibusiso Bruno	SWZ	2 MAY 1988	6	4	2	+1.1	21.10	Q
7	16	HOUGH Nicholas	AUS	20 OCT 1993	10	5	2	+1.1	21.16	Q
8	410	MARANI Diego	ITA	27 APR 1990	10	2	3	+1.1	21.28	Q
9	759	HYUTTE Alexander	RUS	29 SEP 1988	9	7	2	+1.1	21.29	Q
10	728	TROTTER Sebastian	RSA	3 MAR 1992	4	7	2	0.0	21.32	Q
11	179	YANG Zhanlin	CHN	28 FEB 1991	6	3	3	+1.1	21.36	Q
12	523	DILYS Egidijus	LTU	1 SEP 1987	5	3	2	+0.5	21.37	Q
13	679	LIMA David	POR	6 SEP 1990	8	2	1	+1.1	21.42	Q
14	1089	GULIYEV Ramil	TUR	29 MAY 1990	8	7	2	+1.1	21.47	Q
15	425	HASHIMOTO Akiyuki	JPN	18 NOV 1994	1	6	1	-0.2	21.51	Q
16	72	MOTUKISI Keene Charles	BOT	1 JAN 1991	8	6	3	+1.1	21.55	Q
17	582	BATTULGA Achitbileg	MGL	30 JUL 1986	8	8	4	+1.1	21.58	q NR
18	189	KOFFI Hua Wilfried Serge	CIV	24 SEP 1989	2	2	1		21.60	Q
19	714	JOBODWANA Anaso	RSA	30 JUL 1992	3	5	1	-0.3	21.61	Q
20	599	URI-KHOB Jesse	NAM	19 MAR 1991	3	6	2	-0.3	21.61	Q
21	331	APPIAH-KUBI Emmanuel	GHA	16 OCT 1989	7	2	1	+0.8	21.62	Q
22	491	LEE Jaeha	KOR	14 AUG 1992	3	7	3	-0.3	21.64	Q
22	807	REYSBIKH Artur	RUS	30 JUN 1990	7	3	2	+0.8	21.64	Q
24	674	BERNARDO Pedro	POR	12 MAY 1989	10	8	4	+1.1	21.67	q
24	1036	PERESTIUK Ruslan	UKR	22 APR 1991	5	5	3	+0.5	21.67	q SB
26	224	KALISZ Mike	DEN	12 NOV 1989	4	3	3	0.0	21.84	Q
27	925	TURCANI Roman	SVK	28 MAR 1990	1	4	2	-0.2	21.89	Q
28	356	FADLIN Fadlin	INA	28 OCT 1989	6	6	4	+1.1	21.93	
29	663	KRYNSKI Kamil	POL	12 MAY 1987	2	7	2		21.96	Q
30	1076	CHARANDURA Nyasha	ZIM	18 AUG 1987	2	3	3		21.99	Q
31	951	SATHOENGRAM Jaran	THA	9 FEB 1993	3	4	4	-0.3	22.00	
32	348	MAK Shing Hei	HKG	23 NOV 1994	1	2	3	-0.2	22.01	Q
33	517	ADOMAVICIUS Zilvinas	LTU	1 JUL 1985	6	2	5	+1.1	22.05	
33	625	IDAAS Anders Erlend	NOR	14 FEB 1990	9	8	3	+1.1	22.05	Q
33	975	NOEL Le Sean	TRI	24 JUL 1990	6	5	6	+1.1	22.05	
36	225	KASPER Olsen	DEN	21 JUN 1991	10	7	5	+1.1	22.09	PB
37	338	IBRAHIM Malik	GHA	30 SEP 1990	8	5	5	+1.1	22.12	
38	893	AGAMPODI Daham	SRI	5 APR 1990	1	5	4	-0.2	22.17	
39	652	EDMOND TAYLOR Rodolfo Valentino	PAN	20 JAN 1990	4	8	4	0.0	22.22	
39	253	KUNNAPUU Rauno	EST	18 AUG 1990	2	4	4		22.22	
41	955	ATABAEV Davron	TJK	6 JUL 1993	3	8	5	-0.3	22.25	
42	997	UGURER Doruk	TUR	9 MAR 1994	6	7	7	+1.1	22.32	
43	156	POLANCO Enrique	CHI	11 AUG 1992	3	2	6	-0.3	22.38	
43	857	SONKO Moulaye	SEN	1 MAR 1988	7	7	3	+0.8	22.38	Q
45	1268	AL AJMI Salah	OMA		4	2	5	0.0	22.59	
46	515	NAIM Ramzi	LIB	5 OCT 1990	5	6	4	+0.5	22.60	
47	553	LEONG Wang Kuong	MAC	18 MAR 1990	1	8	5	-0.2	22.78	
48	646	HAYYAT Zafar	PAK	7 FEB 1989	9	6	4	+1.1	22.81	
49	851	DIA Oumar	SEN	30 MAY 1986	2	6	5		22.82	
50	1081	NDLOVU Vezokuhle	ZIM	27 OCT 1992	10	3	6	+1.1	22.83	
51	1272	AL HAJRI Ghith	OMA		9	2	5	+1.1	22.84	
52	367	JERIS Jose	IND	12 NOV 1994	5	2	5	+0.5	22.86	
53	200	PAEZ Andres David	COL	29 JUL 1987	9	4	6	+1.1	22.90	
54	83	YANGOUBETHYKPAINGUI Prince	CAF	2 SEP 1995	2	5	6		22.97	
55	203	HOUMADI EI Hadad	COM	7 FEB 1993	9	3	7	+1.1	23.14	
56	590	CROKER Matthew	MLT	17 JAN 1989	10	6	7	+1.1	23.18	
57	956	AZIM Abdullaev	TJK	10 SEP 1994	5	4	6	+0.5	23.21	
58	42	CHAKRATBARTEY Razat Kanthi	BAN	10 AUG 1991	1	3	6	-0.2	23.47	

Timing and Results provided by  TISSOT



Results Summary

Итоговые результаты

Rank	Bib	Name	Ctry code	Date of Birth	Heat	Lane	Position	Wind	Time
59	587	DIAKITE Alassane Kely	MLI	29 SEP 1991	2	8	7		23.49
60	1071	TRAN Quoc Nhan	VIE	16 NOV 1991	7	8	4	+0.8	23.66
61	586	COULIBALY Aboubacar	MLI	11 OCT 1990	7	6	5	+0.8	24.19
62	195	PATTON Steve	COD		4	4	6	0.0	25.06
	79	OLIVEIRA Pedro	BRA	17 FEB 1992	7	4			DNF
	1013	ANYWAR Johnson	UGA	18 AUG 1991	1	7			DQ R 163.3
	1021	ONGOM Richard	UGA	26 MAY 1992	8	3	6	+1.1	DQ R 163.3
	1053	AUSTIN Justin	USA	8 OCT 1989	7	5			DNS
	597	NARIB Ernst	NAM	27 MAY 1990	4	5			DNS
	943	ONYANGO Mashaka Yohana	TAN	17 DEC 1985	5	8			DNS
	879	SHEKA Hawa	SLE	3 NOV 1985	8	4			DNS
	511	ZACESTS Martins	LAT	16 AUG 1990	3	3			DNS

Qualification: First 3 in each heat (Q) and 2 best performers (q) advance to the Round 2

Note:
IAAF Rule 163.3 - lane infringement
These athletes are sorted on performance.

Legend	
DNF Did not Finish	DNS Did not Start
PB Personal Best	Q Qualified by place
	DQ Disqualified qualified by time
	NR National Record
	SB Season Best

Timing and Results provided by  **TISSOT**



Start list

Стартовый список

UNIVERSIADE RECORD	19.72	MENNEA Pietro	ITA	Ciudad de México (MEX)	12 SEP 1979
--------------------	-------	---------------	-----	------------------------	-------------

Lane	Bib	Name	Ctry code	Date of Birth	PB	SB	Result	Rank
2	348	MAK Shing Hei	HKG	23 NOV 1994				
3	42	CHAKRATBARTEY Razat Kanthi	BAN	10 AUG 1991				
4	925	TURCANI Roman	SVK	28 MAR 1990	21.12	21.12		
5	893	AGAMPODI Daham	SRI	5 APR 1990				
6	425	HASHIMOTO Akiyuki	JPN	18 NOV 1994	20.35	20.35		
7	1013	ANYWAR Johnson	UGA	18 AUG 1991				
8	553	LEONG Wang Kuong	MAC	18 MAR 1990				

Qualification: First 3 in each heat and 2 best performers advance to the Round 2



Results

Результаты

UNIVERSIADE RECORD	19.72	MENNEA Pietro	ITA	Ciudad de México (MEX)	12 SEP 1979
--------------------	-------	---------------	-----	------------------------	-------------

Wind: -0.2m/s

Rank	Bib	Name	Ctry code	Date of Birth	Lane	Reaction time	Result
1	425	HASHIMOTO Akiyuki	JPN	18 NOV 1994	6	0.159	21.51 Q
2	925	TURCANI Roman	SVK	28 MAR 1990	4	0.174	21.89 Q
3	348	MAK Shing Hei	HKG	23 NOV 1994	2	0.181	22.01 Q
4	893	AGAMPODI Daham	SRI	5 APR 1990	5	0.168	22.17
5	553	LEONG Wang Kuong	MAC	18 MAR 1990	8	0.199	22.78
6	42	CHAKRATBARTEY Razat Kanthi	BAN	10 AUG 1991	3	0.217	23.47
	1013	ANYWAR Johnson	UGA	18 AUG 1991	7	0.228	DQ R 163.3

Qualification: First 3 in each heat (Q) and 2 best performers (q) advance to the Round 2

Weather conditions

Temperature: 24 °C Humidity: 69 % Conditions: Partly cloudy

Note:

IAAF Rule 163.3 - lane infringement

Legend

DQ Disqualified Q Qualified by place

Timing and Results provided by  TISSOT



Start list

Стартовый список

UNIVERSIADE RECORD	19.72	MENNEA Pietro	ITA	Ciudad de México (MEX)	12 SEP 1979
--------------------	-------	---------------	-----	------------------------	-------------

Lane	Bib	Name	Ctry code	Date of Birth	PB	SB	Result	Rank
2	189	KOFFI Hua Wilfried Serge	CIV	24 SEP 1989	20.57	20.57		
3	1076	CHARANDURA Nyasha	ZIM	18 AUG 1987				
4	253	KUNNAPUU Rauno	EST	18 AUG 1990				
5	83	YANGOU BETHYKPAINGUI Prince	CAF	2 SEP 1995				
6	851	DIA Oumar	SEN	30 MAY 1986				
7	663	KRYNSKI Kamil	POL	12 MAY 1987	20.56	20.83		
8	587	DIAKITE Alassane Kely	MLI	29 SEP 1991				

Qualification: First 3 in each heat and 2 best performers advance to the Round 2



Results

Результаты

UNIVERSIADE RECORD	19.72	MENNEA Pietro	ITA	Ciudad de México (MEX)	12 SEP 1979
--------------------	-------	---------------	-----	------------------------	-------------

Wind: m/s

Rank	Bib	Name	Ctry code	Date of Birth	Lane	Reaction time	Result
1	189	KOFFI Hua Wilfried Serge	CIV	24 SEP 1989	2	0.177	21.60 Q
2	663	KRYNSKI Kamil	POL	12 MAY 1987	7	0.201	21.96 Q
3	1076	CHARANDURA Nyasha	ZIM	18 AUG 1987	3	0.247	21.99 Q
4	253	KUNNAPUU Rauno	EST	18 AUG 1990	4	0.173	22.22
5	851	DIA Oumar	SEN	30 MAY 1986	6	0.210	22.82
6	83	YANGOU BETHYKPAINGUI Prince	CAF	2 SEP 1995	5	0.192	22.97
7	587	DIAKITE Alassane Kely	MLI	29 SEP 1991	8	0.248	23.49

Qualification: First 3 in each heat (Q) and 2 best performers (q) advance to the Round 2

Weather conditions

Temperature: 24 °C Humidity: 69 % Conditions: Partly cloudy

Legend

Q Qualified by place

Timing and Results provided by  TISSOT



Start list

Стартовый список

UNIVERSIADE RECORD	19.72	MENNEA Pietro	ITA	Ciudad de México (MEX)	12 SEP 1979
--------------------	-------	---------------	-----	------------------------	-------------

Lane	Bib	Name	Ctry code	Date of Birth	PB	SB	Result	Rank
2	156	POLANCO Enrique	CHI	11 AUG 1992	21.48	21.48		
3	511	ZACESTS Martins	LAT	16 AUG 1990				
4	951	SATHOENGRAM Jaran	THA	9 FEB 1993				
5	714	JOBODWANA Anaso	RSA	30 JUL 1992	20.13	20.13		
6	599	URI-KHOB Jesse	NAM	19 MAR 1991	21.19	21.30		
7	491	LEE Jaeha	KOR	14 AUG 1992	21.06			
8	955	ATABAEV Davron	TJK	6 JUL 1993	21.82			

Qualification: First 3 in each heat and 2 best performers advance to the Round 2



Results

Результаты

UNIVERSIADE RECORD	19.72	MENNEA Pietro	ITA	Ciudad de México (MEX)	12 SEP 1979
--------------------	-------	---------------	-----	------------------------	-------------

Wind: -0.3m/s

Rank	Bib	Name	Ctry code	Date of Birth	Lane	Reaction time	Result
1	714	JOBODWANA Anaso	RSA	30 JUL 1992	5	0.164	21.61 Q
2	599	URI-KHOB Jesse	NAM	19 MAR 1991	6	0.170	21.61 Q
3	491	LEE Jaeha	KOR	14 AUG 1992	7	0.193	21.64 Q
4	951	SATHOENGRAM Jaran	THA	9 FEB 1993	4	0.168	22.00
5	955	ATABAEV Davron	TJK	6 JUL 1993	8	0.272	22.25
6	156	POLANCO Enrique	CHI	11 AUG 1992	2	0.162	22.38
	511	ZACESTS Martins	LAT	16 AUG 1990	3		DNS

Qualification: First 3 in each heat (Q) and 2 best performers (q) advance to the Round 2

Weather conditions

Temperature: 24 °C Humidity: 69 % Conditions: Partly cloudy

Legend

DNS Did not Start Q Qualified by place

Timing and Results provided by  TISSOT



Start list

Стартовый список

UNIVERSIADE RECORD	19.72	MENNEA Pietro	ITA	Ciudad de México (MEX)	12 SEP 1979
--------------------	-------	---------------	-----	------------------------	-------------

Lane	Bib	Name	Ctry code	Date of Birth	PB	SB	Result	Rank
2	1268	AL AJMI Salah	OMA	2000				
3	224	KALISZ Mike	DEN	12 NOV 1989	21.67			
4	195	PATTON Steve	COD					
5	597	NARIB Ernst	NAM	27 MAY 1990				
6	113	MAKINDE Oluwasegun Victor	CAN	6 JUL 1991	20.71	20.78		
7	728	TROTTER Sebastian	RSA	3 MAR 1992	20.71	20.71		
8	652	EDMOND TAYLOR Rodolfo Valentino	PAN	20 JAN 1990				

Qualification: First 3 in each heat and 2 best performers advance to the Round 2



Results

Результаты

UNIVERSIADE RECORD	19.72	MENNEA Pietro	ITA	Ciudad de México (MEX)	12 SEP 1979
--------------------	-------	---------------	-----	------------------------	-------------

Wind: 0.0m/s

Rank	Bib	Name	Ctry code	Date of Birth	Lane	Reaction time	Result
1	113	MAKINDE Oluwasegun Victor	CAN	6 JUL 1991	6	0.183	20.84 Q
2	728	TROTTER Sebastian	RSA	3 MAR 1992	7	0.299	21.32 Q
3	224	KALISZ Mike	DEN	12 NOV 1989	3	0.163	21.84 Q
4	652	EDMOND TAYLOR Rodolfo Valentino	PAN	20 JAN 1990	8	0.201	22.22
5	1268	AL AJMI Salah	OMA	2000	2	0.207	22.59
6	195	PATTON Steve	COD		4	0.219	25.06
	597	NARIB Ernst	NAM	27 MAY 1990	5		DNS

Qualification: First 3 in each heat (Q) and 2 best performers (q) advance to the Round 2

Weather conditions

Temperature: 24 °C Humidity: 69 % Conditions: Partly cloudy

Legend

DNS Did not Start Q Qualified by place

Timing and Results provided by  TISSOT



Start list

Стартовый список

UNIVERSIADE RECORD	19.72	MENNEA Pietro	ITA	Ciudad de México (MEX)	12 SEP 1979
--------------------	-------	---------------	-----	------------------------	-------------

Lane	Bib	Name	Ctry code	Date of Birth	PB	SB	Result	Rank
2	367	JERIS Jose	IND	12 NOV 1994				
3	523	DILYS Egidijus	LTU	1 SEP 1987	21.20	21.27		
4	956	AZIM Abdullaev	TJK	10 SEP 1994				
5	1036	PERESTIUK Ruslan	UKR	22 APR 1991	21.25	21.91		
6	515	NAIM Ramzi	LIB	5 OCT 1990	22.32			
7	427	IIZUKA Shota	JPN	25 JUN 1991	20.21	20.21		
8	943	ONYANGO Mashaka Yohana	TAN	17 DEC 1985				

Qualification: First 3 in each heat and 2 best performers advance to the Round 2



Results

Результаты

UNIVERSIADE RECORD	19.72	MENNEA Pietro	ITA	Ciudad de México (MEX)	12 SEP 1979
--------------------	-------	---------------	-----	------------------------	-------------

Wind: +0.5m/s

Rank	Bib	Name	Ctry code	Date of Birth	Lane	Reaction time	Result
1	427	IIZUKA Shota	JPN	25 JUN 1991	7	0.156	21.09 Q
2	523	DILYS Egidijus	LTU	1 SEP 1987	3	0.172	21.37 Q
3	1036	PERESTIUK Ruslan	UKR	22 APR 1991	5	0.164	21.67 Q SB
4	515	NAIM Ramzi	LIB	5 OCT 1990	6	0.207	22.60
5	367	JERIS Jose	IND	12 NOV 1994	2	0.161	22.86
6	956	AZIM Abdullaev	TJK	10 SEP 1994	4	0.225	23.21
	943	ONYANGO Mashaka Yohana	TAN	17 DEC 1985	8		DNS

Qualification: First 3 in each heat (Q) and 2 best performers (q) advance to the Round 2

Weather conditions

Temperature: 24 °C Humidity: 69 % Conditions: Partly cloudy

Legend

DNS Did not Start Q Qualified by place SB Season Best

Timing and Results provided by  TISSOT



Start list

Стартовый список

UNIVERSIADE RECORD	19.72	MENNEA Pietro	ITA	Ciudad de México (MEX)	12 SEP 1979
--------------------	-------	---------------	-----	------------------------	-------------

Lane	Bib	Name	Ctry code	Date of Birth	PB	SB	Result	Rank
2	517	ADOMAVICIUS Zilvinas	LTU	1 JUL 1985				
3	179	YANG Zhanlin	CHN	28 FEB 1991	21.15	21.15		
4	940	MATSENJWA Sibusiso Bruno	SWZ	2 MAY 1988	20.93			
5	975	NOEL Le Sean	TRI	24 JUL 1990	21.67			
6	356	FADLIN Fadlin	INA	28 OCT 1989	21.04			
7	997	UGURER Doruk	TUR	9 MAR 1994	22.01	22.01		
8	414	DWYER Rasheed	JAM	29 JAN 1989	20.20	20.23		

Qualification: First 3 in each heat and 2 best performers advance to the Round 2



Results

Результаты

UNIVERSIADE RECORD	19.72	MENNEA Pietro	ITA	Ciudad de México (MEX)	12 SEP 1979
--------------------	-------	---------------	-----	------------------------	-------------

Wind: +1.1m/s

Rank	Bib	Name	Ctry code	Date of Birth	Lane	Reaction time	Result
1	414	DWYER Rasheed	JAM	29 JAN 1989	8	0.208	21.00 Q
2	940	MATSENJWA Sibusiso Bruno	SWZ	2 MAY 1988	4	0.187	21.10 Q
3	179	YANG Zhanlin	CHN	28 FEB 1991	3	0.201	21.36 Q
4	356	FADLIN Fadlin	INA	28 OCT 1989	6	0.205	21.93
5	517	ADOMAVICIUS Zilvinas	LTU	1 JUL 1985	2	0.157	22.05
6	975	NOEL Le Sean	TRI	24 JUL 1990	5	0.195	22.05
7	997	UGURER Doruk	TUR	9 MAR 1994	7	0.203	22.32


Qualification: First 3 in each heat (Q) and 2 best performers (q) advance to the Round 2

Weather conditions

Temperature: 24 °C Humidity: 69 % Conditions: Partly cloudy

Legend

Q Qualified by place

Timing and Results provided by  TISSOT



Start list

Стартовый список

UNIVERSIADE RECORD	19.72	MENNEA Pietro	ITA	Ciudad de México (MEX)	12 SEP 1979
--------------------	-------	---------------	-----	------------------------	-------------

Lane	Bib	Name	Ctry code	Date of Birth	PB	SB	Result	Rank
2	331	APPIAH-KUBI Emmanuel	GHA	16 OCT 1989				
3	807	REYSBIKH Artur	RUS	30 JUN 1990	21.04	21.08		
4	79	OLIVEIRA Pedro	BRA	17 FEB 1992				
5	1053	AUSTIN Justin	USA	8 OCT 1989	20.46	20.53		
6	586	COULIBALY Aboubacar	MLI	11 OCT 1990				
7	857	SONKO Moulaye	SEN	1 MAR 1988				
8	1071	TRAN Quoc Nhan	VIE	16 NOV 1991				

Qualification: First 3 in each heat and 2 best performers advance to the Round 2



Results

Результаты

UNIVERSIADE RECORD	19.72	MENNEA Pietro	ITA	Ciudad de México (MEX)	12 SEP 1979
--------------------	-------	---------------	-----	------------------------	-------------

Wind: +0.8m/s

Rank	Bib	Name	Ctry code	Date of Birth	Lane	Reaction time	Result
1	331	APPIAH-KUBI Emmanuel	GHA	16 OCT 1989	2	0.153	21.62 Q
2	807	REYSBIKH Artur	RUS	30 JUN 1990	3	0.213	21.64 Q
3	857	SONKO Moulaye	SEN	1 MAR 1988	7	0.203	22.38 Q
4	1071	TRAN Quoc Nhan	VIE	16 NOV 1991	8		23.66
5	586	COULIBALY Aboubacar	MLI	11 OCT 1990	6	0.232	24.19
	79	OLIVEIRA Pedro	BRA	17 FEB 1992	4	0.195	DNF
	1053	AUSTIN Justin	USA	8 OCT 1989	5		DNS


Qualification: First 3 in each heat (Q) and 2 best performers (q) advance to the Round 2

Weather conditions

Temperature: 24 °C Humidity: 69 % Conditions: Partly cloudy

Legend

DNF Did not Finish DNS Did not Start Q Qualified by place

Timing and Results provided by  TISSOT



Start list

Стартовый список

UNIVERSIADE RECORD	19.72	MENNEA Pietro	ITA	Ciudad de México (MEX)	12 SEP 1979
--------------------	-------	---------------	-----	------------------------	-------------

Lane	Bib	Name	Ctry code	Date of Birth	PB	SB	Result	Rank
2	679	LIMA David	POR	6 SEP 1990	20.72	21.09		
3	1021	ONGOM Richard	UGA	26 MAY 1992	23.24			
4	879	SHEKA Hawa	SLE	3 NOV 1985				
5	338	IBRAHIM Malik	GHA	30 SEP 1990				
6	72	MOTUKISI Keene Charles	BOT	1 JAN 1991				
7	1089	GULIYEV Ramil	TUR	2000	20.04	20.46		
8	582	BATTULGA Achitbileg	MGL	30 JUL 1986	22.54			

Qualification: First 3 in each heat and 2 best performers advance to the Round 2



Results

Результаты

REVISED
9 JUL 12:24

UNIVERSIADE RECORD	19.72	MENNEA Pietro	ITA	Ciudad de México (MEX)	12 SEP 1979
--------------------	-------	---------------	-----	------------------------	-------------

Wind: +1.1m/s

Rank	Bib	Name	Ctry code	Date of Birth	Lane	Reaction time	Result
1	679	LIMA David	POR	6 SEP 1990	2	0.170	21.42 Q
2	1089	GULIYEV Ramil	TUR	29 MAY 1990	7	0.171	21.47 Q
3	72	MOTUKISI Keene Charles	BOT	1 JAN 1991	6	0.183	21.55 Q
4	582	BATTULGA Achitbileg	MGL	30 JUL 1986	8	0.226	21.58 q NR
5	338	IBRAHIM Malik	GHA	30 SEP 1990	5	0.210	22.12
	1021	ONGOM Richard	UGA	26 MAY 1992	3	0.197	DQ R 163.3
	879	SHEKA Hawa	SLE	3 NOV 1985	4		DNS

Qualification: First 3 in each heat (Q) and 2 best performers (q) advance to the Round 2

Weather conditions


Temperature: 24 °C Humidity: 69 % Conditions: Partly cloudy

Note:

IAAF Rule 163.3 - lane infringement

Legend

DNS Did not Start **DQ** Disqualified **NR** National Record **Q** Qualified by place
q qualified by time

Timing and Results provided by  **TISSOT**



Start list

Стартовый список

UNIVERSIADE RECORD	19.72	MENNEA Pietro	ITA	Ciudad de México (MEX)	12 SEP 1979
--------------------	-------	---------------	-----	------------------------	-------------

Lane	Bib	Name	Ctry code	Date of Birth	PB	SB	Result	Rank
2	1272	AL HAJRI Ghith	OMA	2000				
3	203	HOUMADI El Hadad	COM	7 FEB 1993				
4	200	PAEZ Andres David	COL	29 JUL 1987	21.26			
5	159	GAO Dongshi	CHN	14 MAY 1989	20.75	20.75		
6	646	HAYYAT Zafar	PAK	7 FEB 1989				
7	759	HYUTTE Alexander	RUS	29 SEP 1988	20.77	20.77		
8	625	IDAAS Anders Erlend	NOR	14 FEB 1990				

Qualification: First 3 in each heat and 2 best performers advance to the Round 2



Results

Результаты

UNIVERSIADE RECORD	19.72	MENNEA Pietro	ITA	Ciudad de México (MEX)	12 SEP 1979
--------------------	-------	---------------	-----	------------------------	-------------

Wind: +1.1m/s

Rank	Bib	Name	Ctry code	Date of Birth	Lane	Reaction time	Result
1	159	GAO Dongshi	CHN	14 MAY 1989	5	0.171	21.01 Q
2	759	HYUTTE Alexander	RUS	29 SEP 1988	7	0.171	21.29 Q
3	625	IDAAS Anders Erlend	NOR	14 FEB 1990	8	0.171	22.05 Q
4	646	HAYYAT Zafar	PAK	7 FEB 1989	6	0.216	22.81
5	1272	AL HAJRI Ghith	OMA	2000	2	0.184	22.84
6	200	PAEZ Andres David	COL	29 JUL 1987	4	0.172	22.90
7	203	HOUMADI El Hadad	COM	7 FEB 1993	3	0.174	23.14


Qualification: First 3 in each heat (Q) and 2 best performers (q) advance to the Round 2

Weather conditions

Temperature: 24 °C Humidity: 69 % Conditions: Partly cloudy

Legend

Q Qualified by place

Timing and Results provided by  TISSOT



Start list

Стартовый список

UNIVERSIADE RECORD	19.72	MENNEA Pietro	ITA	Ciudad de México (MEX)	12 SEP 1979
--------------------	-------	---------------	-----	------------------------	-------------

Lane	Bib	Name	Ctry code	Date of Birth	PB	SB	Result	Rank
2	410	MARANI Diego	ITA	27 APR 1990	20.77	20.78		
3	1081	NDLOVU Vezokuhle	ZIM	27 OCT 1992				
4	127	RODNEY Brendon Justin	CAN	9 APR 1992				
5	16	HOUGH Nicholas	AUS	20 OCT 1993	20.66	20.66		
6	590	CROKER Matthew	MLT	17 JAN 1989				
7	225	KASPER Olsen	DEN	21 JUN 1991	22.67			
8	674	BERNARDO Pedro	POR	12 MAY 1989	21.49			

Qualification: First 3 in each heat and 2 best performers advance to the Round 2



Results

Результаты

UNIVERSIADE RECORD	19.72	MENNEA Pietro	ITA	Ciudad de México (MEX)	12 SEP 1979
--------------------	-------	---------------	-----	------------------------	-------------

Wind: +1.1m/s

Rank	Bib	Name	Ctry code	Date of Birth	Lane	Reaction time	Result
1	127	RODNEY Brendon Justin	CAN	9 APR 1992	4	0.162	21.06 Q
2	16	HOUGH Nicholas	AUS	20 OCT 1993	5	0.214	21.16 Q
3	410	MARANI Diego	ITA	27 APR 1990	2	0.187	21.28 Q
4	674	BERNARDO Pedro	POR	12 MAY 1989	8	0.205	21.67 q
5	225	KASPER Olsen	DEN	21 JUN 1991	7	0.201	22.09 PB
6	1081	NDLOVU Vezokuhle	ZIM	27 OCT 1992	3	0.211	22.83
7	590	CROKER Matthew	MLT	17 JAN 1989	6	0.216	23.18

Qualification: First 3 in each heat (Q) and 2 best performers (q) advance to the Round 2

Weather conditions

Temperature: 24 °C Humidity: 69 % Conditions: Partly cloudy

Legend

PB Personal Best Q Qualified by place q qualified by time

Timing and Results provided by  TISSOT



Result Book

27th Summer Universiade in Kazan 2013



Athletics

Men's 200m Round 2





Start list

Стартовый список

UNIVERSIADE RECORD	19.72	MENNEA Pietro	ITA	Ciudad de México (MEX)	12 SEP 1979
--------------------	-------	---------------	-----	------------------------	-------------

HEAT 1 Start Time: 18:45

Lane	Bib	Name	Ctry code	Date of Birth	PB	SB	Result	Rank
1	625	IDAAS Anders Erlend	NOR	14 FEB 1990				
2	348	MAK Shing Hei	HKG	23 NOV 1994				
3	427	IIZUKA Shota	JPN	25 JUN 1991	20.21	20.21		
4	127	RODNEY Brendon Justin	CAN	9 APR 1992				
5	759	HYUTTE Alexander	RUS	29 SEP 1988	20.77	20.77		
6	16	HOUGH Nicholas	AUS	20 OCT 1993	20.66	20.66		
7	663	KRYNSKI Kamil	POL	12 MAY 1987	20.56	20.83		
8	179	YANG Zhanlin	CHN	28 FEB 1991	21.15	21.15		

HEAT 2 Start Time: 18:50

Lane	Bib	Name	Ctry code	Date of Birth	PB	SB	Result	Rank
1	582	BATTULGA Achitbileg	MGL	30 JUL 1986	21.58	21.58		
2	224	KALISZ Mike	DEN	12 NOV 1989	21.67			
3	523	DILYS Egidijus	LTU	1 SEP 1987	21.20	21.27		
4	331	APPIAH-KUBI Emmanuel	GHA	16 OCT 1989				
5	425	HASHIMOTO Akiyuki	JPN	18 NOV 1994	20.35	20.35		
6	414	DWYER Rasheed	JAM	29 JAN 1989	20.20	20.23		
7	807	REYSBIKH Artur	RUS	30 JUN 1990	21.04	21.08		
8	72	MOTUKISI Keene Charles	BOT	1 JAN 1991				

HEAT 3 Start Time: 18:55

Lane	Bib	Name	Ctry code	Date of Birth	PB	SB	Result	Rank
1	857	SONKO Moulaye	SEN	1 MAR 1988				
2	1076	CHARANDURA Nyasha	ZIM	18 AUG 1987				
3	159	GAO Dongshi	CHN	14 MAY 1989	20.75	20.75		
4	679	LIMA David	POR	6 SEP 1990	20.72	21.09		
5	940	MATSENJWA Sibusiso Bruno	SWZ	2 MAY 1988	20.93			
6	728	TROTTER Sebastian	RSA	3 MAR 1992	20.71	20.71		
7	410	MARANI Diego	ITA	27 APR 1990	20.77	20.78		
8	925	TURCANI Roman	SVK	28 MAR 1990	21.12	21.12		

HEAT 4 Start Time: 19:00

Lane	Bib	Name	Ctry code	Date of Birth	PB	SB	Result	Rank
1	1036	PERESTIUK Ruslan	UKR	22 APR 1991	21.25	21.67		
2	674	BERNARDO Pedro	POR	12 MAY 1989	21.49			
3	189	KOFFI Hua Wilfried Serge	CIV	24 SEP 1989	20.57	20.57		
4	113	MAKINDE Oluwasegun Victor	CAN	6 JUL 1991	20.71	20.78		
5	714	JOBODWANA Anaso	RSA	30 JUL 1992	20.13	20.13		
6	1089	GULIYEV Ramil	TUR	29 MAY 1990	20.04	20.46		
7	491	LEE Jaeha	KOR	14 AUG 1992	21.06			
8	599	URI-KHOB Jesse	NAM	19 MAR 1991	21.19	21.30		

Qualification: First 3 in each heat and 4 best performers advance to the Semifinals



Results
Результаты

REVISED
9 JUL 20:32

UNIVERSIADE RECORD	19.72	MENNEA Pietro	ITA	Ciudad de México (MEX)	12 SEP 1979
--------------------	-------	---------------	-----	------------------------	-------------

HEAT 1 Start Time: 18:45 Wind: +0.1 m/s

Rank	Bib	Name	Ctry code	Date of Birth	Lane	Reaction time	Result	
1	427	IIZUKA Shota	JPN	25 JUN 1991	3	0.144	20.74	Q
2	127	RODNEY Brendon Justin	CAN	9 APR 1992	4	0.166	20.84	Q
3	663	KRYNSKI Kamil	POL	12 MAY 1987	7	0.214	20.93	Q
4	16	HOUGH Nicholas	AUS	20 OCT 1993	6	0.198	21.01	q
5	759	HYUTTE Alexander	RUS	29 SEP 1988	5	0.174	21.03	q
6	348	MAK Shing Hei	HKG	23 NOV 1994	2	0.176	22.35	
	179	YANG Zhanlin	CHN	28 FEB 1991	8	0.197	DQ	R 163.3
	625	IDAAS Anders Erlend	NOR	14 FEB 1990	1		DNS	

HEAT 2 Start Time: 18:50 Wind: +1.7 m/s

Rank	Bib	Name	Ctry code	Date of Birth	Lane	Reaction time	Result	
1	414	DWYER Rasheed	JAM	29 JAN 1989	6	0.201	21.07	Q
2	807	REYSBIKH Artur	RUS	30 JUN 1990	7	0.196	21.19	Q
3	331	APPIAH-KUBI Emmanuel	GHA	16 OCT 1989	4	0.167	21.30	Q
4	523	DILYS Egidijus	LTU	1 SEP 1987	3	0.208	21.32	
5	425	HASHIMOTO Akiyuki	JPN	18 NOV 1994	5	0.163	21.61	
6	582	BATTULGA Achitbileg	MGL	30 JUL 1986	1	0.223	21.70	
7	72	MOTUKISI Keene Charles	BOT	1 JAN 1991	8	0.191	21.87	
8	224	KALISZ Mike	DEN	12 NOV 1989	2	0.170	22.16	R 145.2

HEAT 3 Start Time: 18:55 Wind: +0.8 m/s

Rank	Bib	Name	Ctry code	Date of Birth	Lane	Reaction time	Result	
1	159	GAO Dongshi	CHN	14 MAY 1989	3	0.169	20.95	Q
2	940	MATSENJWA Sibusiso Bruno	SWZ	2 MAY 1988	5	0.184	21.02	Q
3	728	TROTTER Sebastian	RSA	3 MAR 1992	6	0.214	21.07	Q
4	679	LIMA David	POR	6 SEP 1990	4	0.172	21.10	q
5	410	MARANI Diego	ITA	27 APR 1990	7	0.175	21.15	
6	1076	CHARANDURA Nyasha	ZIM	18 AUG 1987	2	0.247	22.23	
7	857	SONKO Moulaye	SEN	1 MAR 1988	1	0.183	22.60	
	925	TURCANI Roman	SVK	28 MAR 1990	8		DNS	

HEAT 4 Start Time: 19:00 Wind: +0.4 m/s

Rank	Bib	Name	Ctry code	Date of Birth	Lane	Reaction time	Result	
1	714	JOBODWANA Anaso	RSA	30 JUL 1992	5	0.162	20.76	Q
2	113	MAKINDE Oluwasegun Victor	CAN	6 JUL 1991	4	0.181	20.79	Q
3	1089	GULIYEV Ramil	TUR	29 MAY 1990	6	0.194	20.84	Q
4	189	KOFFI Hua Wilfried Serge	CIV	24 SEP 1989	3	0.204	20.85	q
5	491	LEE Jaeha	KOR	14 AUG 1992	7	0.196	21.54	
6	599	URI-KHOB Jesse	NAM	19 MAR 1991	8	0.194	21.59	
7	1036	PERESTIUK Ruslan	UKR	22 APR 1991	1	0.173	21.82	
8	674	BERNARDO Pedro	POR	12 MAY 1989	2	0.171	21.92	

Qualification: First 3 in each heat (Q) and 4 best performers (q) advance to the Semifinals



Results
Результаты

REVISED
9 JUL 20:32

Weather conditions at the beginning of the 1st heat

Temperature: 20 °C Humidity: 83 % Conditions: Cloudy

Note:

IAAF Rule 163.3 - lane infringement
IAAF Rule 145.2 - unsporting manner, improper conduct

Legend

DNS Did not Start **DQ** Disqualified **Q** Qualified by place **q** Qualified by time

Timing and Results provided by  **TISSOT**



Results Summary

Итоговые результаты

REVISED
9 JUL 22:02

UNIVERSIADE RECORD	19.72	MENNEA Pietro	ITA	Ciudad de México (MEX)	12 SEP 1979
--------------------	-------	---------------	-----	------------------------	-------------

Rank	Bib	Name	Ctry code	Date of Birth	Heat	Lane	Position	Wind	Time	
1	427	IIZUKA Shota	JPN	25 JUN 1991	1	3	1	+0.1	20.74	Q
2	714	JOBODWANA Anaso	RSA	30 JUL 1992	4	5	1	+0.4	20.76	Q
3	113	MAKINDE Oluwasegun Victor	CAN	6 JUL 1991	4	4	2	+0.4	20.79	Q
4	1089	GULIYEV Ramil	TUR	29 MAY 1990	4	6	3	+0.4	20.84	Q
4	127	RODNEY Brendon Justin	CAN	9 APR 1992	1	4	2	+0.1	20.84	Q
6	189	KOFFI Hua Wilfried Serge	CIV	24 SEP 1989	4	3	4	+0.4	20.85	q
7	663	KRYNSKI Kamil	POL	12 MAY 1987	1	7	3	+0.1	20.93	Q
8	159	GAO Dongshi	CHN	14 MAY 1989	3	3	1	+0.8	20.95	Q
9	16	HOUGH Nicholas	AUS	20 OCT 1993	1	6	4	+0.1	21.01	q
10	940	MATSENJWA Sibusiso Bruno	SWZ	2 MAY 1988	3	5	2	+0.8	21.02	Q
11	759	HYUTTE Alexander	RUS	29 SEP 1988	1	5	5	+0.1	21.03	q
12	414	DWYER Rasheed	JAM	29 JAN 1989	2	6	1	+1.7	21.07	Q
12	728	TROTTER Sebastian	RSA	3 MAR 1992	3	6	3	+0.8	21.07	Q
14	679	LIMA David	POR	6 SEP 1990	3	4	4	+0.8	21.10	q
15	410	MARANI Diego	ITA	27 APR 1990	3	7	5	+0.8	21.15	
16	807	REYSBIKH Artur	RUS	30 JUN 1990	2	7	2	+1.7	21.19	Q
17	331	APPIAH-KUBI Emmanuel	GHA	16 OCT 1989	2	4	3	+1.7	21.30	Q
18	523	DILYS Egidijus	LTU	1 SEP 1987	2	3	4	+1.7	21.32	
19	491	LEE Jaeha	KOR	14 AUG 1992	4	7	5	+0.4	21.54	
20	599	URI-KHOB Jesse	NAM	19 MAR 1991	4	8	6	+0.4	21.59	
21	425	HASHIMOTO Akiyuki	JPN	18 NOV 1994	2	5	5	+1.7	21.61	
22	582	BATTULGA Achitbileg	MGL	30 JUL 1986	2	1	6	+1.7	21.70	
23	1036	PERESTIUK Ruslan	UKR	22 APR 1991	4	1	7	+0.4	21.82	
24	72	MOTUKISI Keene Charles	BOT	1 JAN 1991	2	8	7	+1.7	21.87	
25	674	BERNARDO Pedro	POR	12 MAY 1989	4	2	8	+0.4	21.92	
26	224	KALISZ Mike	DEN	12 NOV 1989	2	2	8	+1.7	22.16	R 145.2
27	1076	CHARANDURA Nyasha	ZIM	18 AUG 1987	3	2	6	+0.8	22.23	
28	348	MAK Shing Hei	HKG	23 NOV 1994	1	2	7	+0.1	22.35	
29	857	SONKO Moulaye	SEN	1 MAR 1988	3	1	7	+0.8	22.60	
	179	YANG Zhanlin	CHN	28 FEB 1991	1	8	6	+0.1	DQ	R 163.3
	625	IDAAS Anders Erlend	NOR	14 FEB 1990	1	1			DNS	
	925	TURCANI Roman	SVK	28 MAR 1990	3	8			DNS	

Qualification: First 3 in each heat (Q) and 4 best performers (q) advance to the Semifinals

Note:

IAAF Rule 163.3 - lane infringement
IAAF Rule 145.2 - unsporting manner, improper conduct
These athletes are sorted on performance.

Legend

DNS Did not Start **DQ** Disqualified **Q** Qualified by place **q** qualified by time

Timing and Results provided by  **TISSOT**



Start list

Стартовый список

UNIVERSIADE RECORD	19.72	MENNEA Pietro	ITA	Ciudad de México (MEX)	12 SEP 1979
--------------------	-------	---------------	-----	------------------------	-------------

Lane	Bib	Name	Ctry code	Date of Birth	PB	SB	Result	Rank
1	625	IDAAS Anders Erlend	NOR	14 FEB 1990				
2	348	MAK Shing Hei	HKG	23 NOV 1994				
3	427	IIZUKA Shota	JPN	25 JUN 1991	20.21	20.21		
4	127	RODNEY Brendon Justin	CAN	9 APR 1992				
5	759	HYUTTE Alexander	RUS	29 SEP 1988	20.77	20.77		
6	16	HOUGH Nicholas	AUS	20 OCT 1993	20.66	20.66		
7	663	KRYNSKI Kamil	POL	12 MAY 1987	20.56	20.83		
8	179	YANG Zhanlin	CHN	28 FEB 1991	21.15	21.15		

Qualification: First 3 in each heat and 4 best performers advance to the Semifinals



Results
Результаты

REVISED
9 JUL 19:07

UNIVERSIADE RECORD	19.72	MENNEA Pietro	ITA	Ciudad de México (MEX)	12 SEP 1979
--------------------	-------	---------------	-----	------------------------	-------------

Wind: +0.1m/s

Rank	Bib	Name	Ctry code	Date of Birth	Lane	Reaction time	Result
1	427	IIZUKA Shota	JPN	25 JUN 1991	3	0.144	20.74 Q
2	127	RODNEY Brendon Justin	CAN	9 APR 1992	4	0.166	20.84 Q
3	663	KRYNSKI Kamil	POL	12 MAY 1987	7	0.214	20.93 Q
4	16	HOUGH Nicholas	AUS	20 OCT 1993	6	0.198	21.01 q
5	759	HYUTTE Alexander	RUS	29 SEP 1988	5	0.174	21.03 q
6	348	MAK Shing Hei	HKG	23 NOV 1994	2	0.176	22.35
	179	YANG Zhanlin	CHN	28 FEB 1991	8	0.197	DQ R 163.3
	625	IDAAS Anders Erlend	NOR	14 FEB 1990	1		DNS

Qualification: First 3 in each heat (Q) and 4 best performers (q) advance to the Semifinals

Weather conditions


Temperature: 20 °C Humidity: 83 % Conditions: Cloudy

Note:

IAAF Rule 163.3 - lane infringement

Legend

DNS Did not Start **DQ** Disqualified **Q** Qualified by place **q** qualified by time

Timing and Results provided by  **TISSOT**



Start list

Стартовый список

UNIVERSIADE RECORD	19.72	MENNEA Pietro	ITA	Ciudad de México (MEX)	12 SEP 1979
--------------------	-------	---------------	-----	------------------------	-------------

Lane	Bib	Name	Ctry code	Date of Birth	PB	SB	Result	Rank
1	582	BATTULGA Achitbileg	MGL	30 JUL 1986	21.58	21.58		
2	224	KALISZ Mike	DEN	12 NOV 1989	21.67			
3	523	DILYS Egidijus	LTU	1 SEP 1987	21.20	21.27		
4	331	APPIAH-KUBI Emmanuel	GHA	16 OCT 1989				
5	425	HASHIMOTO Akiyuki	JPN	18 NOV 1994	20.35	20.35		
6	414	DWYER Rasheed	JAM	29 JAN 1989	20.20	20.23		
7	807	REYSBIKH Artur	RUS	30 JUN 1990	21.04	21.08		
8	72	MOTUKISI Keene Charles	BOT	1 JAN 1991				

Qualification: First 3 in each heat and 4 best performers advance to the Semifinals



Results
Результаты

REVISED
9 JUL 20:25

UNIVERSIADE RECORD	19.72	MENNEA Pietro	ITA	Ciudad de México (MEX)	12 SEP 1979
--------------------	-------	---------------	-----	------------------------	-------------

Wind: +1.7m/s

Rank	Bib	Name	Ctry code	Date of Birth	Lane	Reaction time	Result
1	414	DWYER Rasheed	JAM	29 JAN 1989	6	0.201	21.07 Q
2	807	REYSBIKH Artur	RUS	30 JUN 1990	7	0.196	21.19 Q
3	331	APPIAH-KUBI Emmanuel	GHA	16 OCT 1989	4	0.167	21.30 Q
4	523	DILYS Egidijus	LTU	1 SEP 1987	3	0.208	21.32
5	425	HASHIMOTO Akiyuki	JPN	18 NOV 1994	5	0.163	21.61
6	582	BATTULGA Achitbileg	MGL	30 JUL 1986	1	0.223	21.70
7	72	MOTUKISI Keene Charles	BOT	1 JAN 1991	8	0.191	21.87
8	224	KALISZ Mike	DEN	12 NOV 1989	2	0.170	22.16 R 145.2

Qualification: First 3 in each heat (Q) and 4 best performers (q) advance to the Semifinals

Weather conditions


Temperature: 20 °C Humidity: 83 % Conditions: Cloudy

Note:

IAAF Rule 145.2 - unsporting manner, improper conduct

Legend

Q Qualified by place

Timing and Results provided by  TISSOT



Start list

Стартовый список

UNIVERSIADE RECORD	19.72	MENNEA Pietro	ITA	Ciudad de México (MEX)	12 SEP 1979
--------------------	-------	---------------	-----	------------------------	-------------

Lane	Bib	Name	Ctry code	Date of Birth	PB	SB	Result	Rank
1	857	SONKO Moulaye	SEN	1 MAR 1988				
2	1076	CHARANDURA Nyasha	ZIM	18 AUG 1987				
3	159	GAO Dongshi	CHN	14 MAY 1989	20.75	20.75		
4	679	LIMA David	POR	6 SEP 1990	20.72	21.09		
5	940	MATSENJWA Sibusiso Bruno	SWZ	2 MAY 1988	20.93			
6	728	TROTTER Sebastian	RSA	3 MAR 1992	20.71	20.71		
7	410	MARANI Diego	ITA	27 APR 1990	20.77	20.78		
8	925	TURCANI Roman	SVK	28 MAR 1990	21.12	21.12		

Qualification: First 3 in each heat and 4 best performers advance to the Semifinals



Results

Результаты

UNIVERSIADE RECORD	19.72	MENNEA Pietro	ITA	Ciudad de México (MEX)	12 SEP 1979
--------------------	-------	---------------	-----	------------------------	-------------

Wind: +0.8m/s

Rank	Bib	Name	Ctry code	Date of Birth	Lane	Reaction time	Result
1	159	GAO Dongshi	CHN	14 MAY 1989	3	0.169	20.95 Q
2	940	MATSENJWA Sibusiso Bruno	SWZ	2 MAY 1988	5	0.184	21.02 Q
3	728	TROTTER Sebastian	RSA	3 MAR 1992	6	0.214	21.07 Q
4	679	LIMA David	POR	6 SEP 1990	4	0.172	21.10
5	410	MARANI Diego	ITA	27 APR 1990	7	0.175	21.15
6	1076	CHARANDURA Nyasha	ZIM	18 AUG 1987	2	0.247	22.23
7	857	SONKO Moulaye	SEN	1 MAR 1988	1	0.183	22.60
	925	TURCANI Roman	SVK	28 MAR 1990	8		DNS


Qualification: First 3 in each heat (Q) and 4 best performers (q) advance to the Semifinals

Weather conditions

Temperature: 20 °C Humidity: 83 % Conditions: Cloudy

Legend

DNS Did not Start Q Qualified by place

Timing and Results provided by  TISSOT



Start list

Стартовый список

UNIVERSIADE RECORD	19.72	MENNEA Pietro	ITA	Ciudad de México (MEX)	12 SEP 1979
--------------------	-------	---------------	-----	------------------------	-------------

Lane	Bib	Name	Ctry code	Date of Birth	PB	SB	Result	Rank
1	1036	PERESTIUK Ruslan	UKR	22 APR 1991	21.25	21.67		
2	674	BERNARDO Pedro	POR	12 MAY 1989	21.49			
3	189	KOFFI Hua Wilfried Serge	CIV	24 SEP 1989	20.57	20.57		
4	113	MAKINDE Oluwasegun Victor	CAN	6 JUL 1991	20.71	20.78		
5	714	JOBODWANA Anaso	RSA	30 JUL 1992	20.13	20.13		
6	1089	GULIYEV Ramil	TUR	29 MAY 1990	20.04	20.46		
7	491	LEE Jaeha	KOR	14 AUG 1992	21.06			
8	599	URI-KHOB Jesse	NAM	19 MAR 1991	21.19	21.30		

Qualification: First 3 in each heat and 4 best performers advance to the Semifinals



Results

Результаты

UNIVERSIADE RECORD	19.72	MENNEA Pietro	ITA	Ciudad de México (MEX)	12 SEP 1979
--------------------	-------	---------------	-----	------------------------	-------------

Wind: +0.4m/s

Rank	Bib	Name	Ctry code	Date of Birth	Lane	Reaction time	Result
1	714	JOBODWANA Anaso	RSA	30 JUL 1992	5	0.162	20.76 Q
2	113	MAKINDE Oluwasegun Victor	CAN	6 JUL 1991	4	0.181	20.79 Q
3	1089	GULIYEV Ramil	TUR	29 MAY 1990	6	0.194	20.84 Q
4	189	KOFFI Hua Wilfried Serge	CIV	24 SEP 1989	3	0.204	20.85 q
5	491	LEE Jaeha	KOR	14 AUG 1992	7	0.196	21.54
6	599	URI-KHOB Jesse	NAM	19 MAR 1991	8	0.194	21.59
7	1036	PERESTIUK Ruslan	UKR	22 APR 1991	1	0.173	21.82
8	674	BERNARDO Pedro	POR	12 MAY 1989	2	0.171	21.92


Qualification: First 3 in each heat (Q) and 4 best performers (q) advance to the Semifinals

Weather conditions

Temperature: 20 °C Humidity: 83 % Conditions: Cloudy

Legend

Q Qualified by place q qualified by time

Timing and Results provided by  TISSOT



Result Book

27th Summer Universiade in Kazan 2013



Athletics

Men's 200m Semifinals





Start list

Стартовый список

UNIVERSIADE RECORD	19.72	MENNEA Pietro	ITA	Ciudad de México (MEX)	12 SEP 1979
--------------------	-------	---------------	-----	------------------------	-------------

SEMIFINAL 1 Start Time: 18:25

Lane	Bib	Name	Ctry code	Date of Birth	PB	SB	Result	Rank
1	189	KOFFI Hua Wilfried Serge	CIV	24 SEP 1989	20.57	20.57		
2	679	LIMA David	POR	6 SEP 1990	20.72	21.09		
3	414	DWYER Rasheed	JAM	29 JAN 1989	20.20	20.23		
4	427	IIZUKA Shota	JPN	25 JUN 1991	20.21	20.21		
5	113	MAKINDE Oluwasegun Victor	CAN	6 JUL 1991	20.71	20.78		
6	807	REYSBIKH Artur	RUS	30 JUN 1990	21.04	21.08		
7	728	TROTTER Sebastian	RSA	3 MAR 1992	20.71	20.71		
8	1089	GULIYEV Ramil	TUR	29 MAY 1990	20.04	20.46		

SEMIFINAL 2 Start Time: 18:30

Lane	Bib	Name	Ctry code	Date of Birth	PB	SB	Result	Rank
1	759	HYUTTE Alexander	RUS	29 SEP 1988	20.77	20.77		
2	16	HOUGH Nicholas	AUS	20 OCT 1993	20.66	20.66		
3	127	RODNEY Brendon Justin	CAN	9 APR 1992				
4	159	GAO Dongshi	CHN	14 MAY 1989	20.75	20.75		
5	940	MATSENJWA Sibusiso Bruno	SWZ	2 MAY 1988	20.93			
6	714	JOBODWANA Anaso	RSA	30 JUL 1992	20.13	20.13		
7	331	APPIAH-KUBI Emmanuel	GHA	16 OCT 1989				
8	663	KRYNSKI Kamil	POL	12 MAY 1987	20.56	20.83		

Qualification: First 4 in each heat advance to the Final



Results

Результаты

UNIVERSIADE RECORD	19.72	MENNEA Pietro	ITA	Ciudad de México (MEX)	12 SEP 1979
--------------------	-------	---------------	-----	------------------------	-------------

SEMIFINAL 1

Start Time: 18:25

Wind: +2.2 m/s

Rank	Bib	Name	Ctry code	Date of Birth	Lane	Reaction time	Result	
1	414	DWYER Rasheed	JAM	29 JAN 1989	3	0.175	20.31	Q
2	427	IIZUKA Shota	JPN	25 JUN 1991	4	0.161	20.43	Q
3	113	MAKINDE Oluwasegun Victor	CAN	6 JUL 1991	5	0.150	20.48	Q
4	189	KOFFI Hua Wilfried Serge	CIV	24 SEP 1989	1	0.183	20.75	Q
5	1089	GULIYEV Ramil	TUR	29 MAY 1990	8	0.172	20.84	
6	728	TROTTER Sebastian	RSA	3 MAR 1992	7	0.195	21.06	
7	807	REYSBIKH Artur	RUS	30 JUN 1990	6	0.203	21.16	
	679	LIMA David	POR	6 SEP 1990	2		DNS	

SEMIFINAL 2

Start Time: 18:30

Wind: +2.9 m/s

Rank	Bib	Name	Ctry code	Date of Birth	Lane	Reaction time	Result	
1	714	JOBODWANA Anaso	RSA	30 JUL 1992	6	0.168	20.36	Q
2	127	RODNEY Brendon Justin	CAN	9 APR 1992	3	0.147	20.71	Q
3	940	MATSENJWA Sibusiso Bruno	SWZ	2 MAY 1988	5	0.178	20.82	Q
4	663	KRYNSKI Kamil	POL	12 MAY 1987	8	0.210	20.90	Q
5	16	HOUGH Nicholas	AUS	20 OCT 1993	2	0.178	20.97	
6	759	HYUTTE Alexander	RUS	29 SEP 1988	1	0.165	21.14	
7	331	APPIAH-KUBI Emmanuel	GHA	16 OCT 1989	7	0.167	21.17	
8	159	GAO Dongshi	CHN	14 MAY 1989	4	0.168	21.46	


Qualification: First 4 in each heat (Q) advance to the Final

Weather conditions at the beginning of the 1st heat

Temperature: 25 °C Humidity: 54 % Conditions: Partly cloudy

Legend

DNS Did not Start Q Qualified by place

Timing and Results provided by  TISSOT



Results Summary

Итоговые результаты

UNIVERSIADE RECORD	19.72	MENNEA Pietro	ITA	Ciudad de México (MEX)	12 SEP 1979
--------------------	-------	---------------	-----	------------------------	-------------

Rank	Bib	Name	Ctry code	Date of Birth	Heat	Lane	Position	Wind	Time
1	414	DWYER Rasheed	JAM	29 JAN 1989	1	3	1	+2.2	20.31 Q
2	714	JOBODWANA Anaso	RSA	30 JUL 1992	2	6	1	+2.9	20.36 Q
3	427	IIZUKA Shota	JPN	25 JUN 1991	1	4	2	+2.2	20.43 Q
4	113	MAKINDE Oluwasegun Victor	CAN	6 JUL 1991	1	5	3	+2.2	20.48 Q
5	127	RODNEY Brendon Justin	CAN	9 APR 1992	2	3	2	+2.9	20.71 Q
6	189	KOFFI Hua Wilfried Serge	CIV	24 SEP 1989	1	1	4	+2.2	20.75 Q
7	940	MATSENJWA Sibusiso Bruno	SWZ	2 MAY 1988	2	5	3	+2.9	20.82 Q
8	1089	GULIYEV Ramil	TUR	29 MAY 1990	1	8	5	+2.2	20.84
9	663	KRYNSKI Kamil	POL	12 MAY 1987	2	8	4	+2.9	20.90 Q
10	16	HOUGH Nicholas	AUS	20 OCT 1993	2	2	5	+2.9	20.97
11	728	TROTTER Sebastian	RSA	3 MAR 1992	1	7	6	+2.2	21.06
12	759	HYUTTE Alexander	RUS	29 SEP 1988	2	1	6	+2.9	21.14
13	807	REYSBIKH Artur	RUS	30 JUN 1990	1	6	7	+2.2	21.16
14	331	APPIAH-KUBI Emmanuel	GHA	16 OCT 1989	2	7	7	+2.9	21.17
15	159	GAO Dongshi	CHN	14 MAY 1989	2	4	8	+2.9	21.46
	679	LIMA David	POR	6 SEP 1990	1	2			DNS

Qualification: First 4 in each heat (Q) advance to the Final

Note:
These athletes are sorted on performance.

Legend
DNS Did not Start Q Qualified by place

Timing and Results provided by  TISSOT



Start list

Стартовый список

UNIVERSIADE RECORD	19.72	MENNEA Pietro	ITA	Ciudad de México (MEX)	12 SEP 1979
--------------------	-------	---------------	-----	------------------------	-------------

Lane	Bib	Name	Ctry code	Date of Birth	PB	SB	Result	Rank
1	189	KOFFI Hua Wilfried Serge	CIV	24 SEP 1989	20.57	20.57		
2	679	LIMA David	POR	6 SEP 1990	20.72	21.09		
3	414	DWYER Rasheed	JAM	29 JAN 1989	20.20	20.23		
4	427	IIZUKA Shota	JPN	25 JUN 1991	20.21	20.21		
5	113	MAKINDE Oluwasegun Victor	CAN	6 JUL 1991	20.71	20.78		
6	807	REYSBIKH Artur	RUS	30 JUN 1990	21.04	21.08		
7	728	TROTTER Sebastian	RSA	3 MAR 1992	20.71	20.71		
8	1089	GULIYEV Ramil	TUR	29 MAY 1990	20.04	20.46		

Qualification: First 4 in each heat advance to the Final



Results

Результаты

UNIVERSIADE RECORD	19.72	MENNEA Pietro	ITA	Ciudad de México (MEX)	12 SEP 1979
--------------------	-------	---------------	-----	------------------------	-------------

Wind: +2.2m/s

Rank	Bib	Name	Ctry code	Date of Birth	Lane	Reaction time	Result
1	414	DWYER Rasheed	JAM	29 JAN 1989	3	0.175	20.31 Q
2	427	IIZUKA Shota	JPN	25 JUN 1991	4	0.161	20.43 Q
3	113	MAKINDE Oluwasegun Victor	CAN	6 JUL 1991	5	0.150	20.48 Q
4	189	KOFFI Hua Wilfried Serge	CIV	24 SEP 1989	1	0.183	20.75 Q
5	1089	GULIYEV Ramil	TUR	29 MAY 1990	8	0.172	20.84
6	728	TROTTER Sebastian	RSA	3 MAR 1992	7	0.195	21.06
7	807	REYSBIKH Artur	RUS	30 JUN 1990	6	0.203	21.16
	679	LIMA David	POR	6 SEP 1990	2		DNS


Qualification: First 4 in each heat (Q) advance to the Final

Weather conditions

Temperature: 25 °C Humidity: 54 % Conditions: Partly cloudy

Legend

DNS Did not Start Q Qualified by place

Timing and Results provided by  TISSOT



Start list

Стартовый список

UNIVERSIADE RECORD	19.72	MENNEA Pietro	ITA	Ciudad de México (MEX)	12 SEP 1979
--------------------	-------	---------------	-----	------------------------	-------------

Lane	Bib	Name	Ctry code	Date of Birth	PB	SB	Result	Rank
1	759	HYUTTE Alexander	RUS	29 SEP 1988	20.77	20.77		
2	16	HOUGH Nicholas	AUS	20 OCT 1993	20.66	20.66		
3	127	RODNEY Brendon Justin	CAN	9 APR 1992				
4	159	GAO Dongshi	CHN	14 MAY 1989	20.75	20.75		
5	940	MATSENJWA Sibusiso Bruno	SWZ	2 MAY 1988	20.93			
6	714	JOBODWANA Anaso	RSA	30 JUL 1992	20.13	20.13		
7	331	APPIAH-KUBI Emmanuel	GHA	16 OCT 1989				
8	663	KRYNSKI Kamil	POL	12 MAY 1987	20.56	20.83		

Qualification: First 4 in each heat advance to the Final



Results

Результаты

UNIVERSIADE RECORD	19.72	MENNEA Pietro	ITA	Ciudad de México (MEX)	12 SEP 1979
--------------------	-------	---------------	-----	------------------------	-------------

Wind: +2.9m/s

Rank	Bib	Name	Ctry code	Date of Birth	Lane	Reaction time	Result
1	714	JOBODWANA Anaso	RSA	30 JUL 1992	6	0.168	20.36 Q
2	127	RODNEY Brendon Justin	CAN	9 APR 1992	3	0.147	20.71 Q
3	940	MATSENJWA Sibusiso Bruno	SWZ	2 MAY 1988	5	0.178	20.82 Q
4	663	KRYNSKI Kamil	POL	12 MAY 1987	8	0.210	20.90 Q
5	16	HOUGH Nicholas	AUS	20 OCT 1993	2	0.178	20.97
6	759	HYUTTE Alexander	RUS	29 SEP 1988	1	0.165	21.14
7	331	APPIAH-KUBI Emmanuel	GHA	16 OCT 1989	7	0.167	21.17
8	159	GAO Dongshi	CHN	14 MAY 1989	4	0.168	21.46


Qualification: First 4 in each heat (Q) advance to the Final

Weather conditions

Temperature: 25 °C Humidity: 54 % Conditions: Partly cloudy

Legend

Q Qualified by place

Timing and Results provided by  TISSOT



Result Book

27th Summer Universiade in Kazan 2013



Athletics

Men's 200m Final





Start list

Стартовый список

UNIVERSIADE RECORD	19.72	MENNEA Pietro	ITA	Ciudad de México (MEX)	12 SEP 1979
--------------------	-------	---------------	-----	------------------------	-------------

Lane	Bib	Name	Ctry code	Date of Birth	PB	SB	Result	Rank
1	189	KOFFI Hua Wilfried Serge	CIV	24 SEP 1989	20.57	20.57		
2	663	KRYNSKI Kamil	POL	12 MAY 1987	20.56	20.83		
3	127	RODNEY Brendon Justin	CAN	9 APR 1992				
4	414	DWYER Rasheed	JAM	29 JAN 1989	20.20	20.23		
5	714	JOBODWANA Anaso	RSA	30 JUL 1992	20.13	20.13		
6	427	IIZUKA Shota	JPN	25 JUN 1991	20.21	20.21		
7	113	MAKINDE Oluwasegun Victor	CAN	6 JUL 1991	20.71	20.78		
8	940	MATSENJWA Sibusiso Bruno	SWZ	2 MAY 1988	20.93			



Results

Результаты


UNIVERSIADE RECORD	19.72	MENNEA Pietro	ITA	Ciudad de México (MEX)	12 SEP 1979
--------------------	-------	---------------	-----	------------------------	-------------

Wind: +2.4m/s

Rank	Bib	Name	Ctry code	Date of Birth	Lane	Reaction time	Result
1	714	JOBODWANA Anaso	RSA	30 JUL 1992	5	0.178	20.00
2	414	DWYER Rasheed	JAM	29 JAN 1989	4	0.189	20.23
3	427	IIZUKA Shota	JPN	25 JUN 1991	6	0.182	20.33
4	113	MAKINDE Oluwasegun Victor	CAN	6 JUL 1991	7	0.167	20.61
5	127	RODNEY Brendon Justin	CAN	9 APR 1992	3	0.157	20.72
6	189	KOFFI Hua Wilfried Serge	CIV	24 SEP 1989	1	0.175	20.73
7	663	KRYNSKI Kamil	POL	12 MAY 1987	2	0.188	20.94
8	940	MATSENJWA Sibusiso Bruno	SWZ	2 MAY 1988	8	0.192	20.99

Weather conditions

Temperature: 24 °C Humidity: 48 % Conditions: Cloudy

Timing and Results provided by  TISSOT



Result Book

27th Summer Universiade in Kazan 2013



Athletics

Men's 400m





Medallists

Медалисты

As of TUE 9 JUL 2013

Medal	Name	Ctry
GOLD	KRASNOV Vladimir	RUS - Russian Federation
SILVER	HENRIQUES Andreson	BRA - Brazil
BRONZE	MAITLAND Nicholas	JAM - Jamaica



Result Book

27th Summer Universiade in Kazan 2013



Athletics

Men's 400m Round 1





Start list

Стартовый список

UNIVERSIADE RECORD	44.81	CHUKWU Clement	NGR	Catania (ITA)	30 AUG 1997
--------------------	-------	----------------	-----	---------------	-------------

HEAT 1 Start Time: 9:35

Lane	Bib	Name	Ctry code	Date of Birth	PB	SB	Result	Rank
1	79	OLIVEIRA Pedro	BRA	17 FEB 1992	45.52	45.62		
2	855	MBENGUE Ibrahim	SEN	2 JAN 1991				
3	1012	AKENA Geoffrey	UGA	23 DEC 1989				
4	85	AYESU-ATTAH Benjamin Kweku	CAN	28 APR 1993	46.53	46.69		
5	416	MAITLAND Nicholas	JAM	27 NOV 1989	45.79	45.79		
6	508	PROSMICKIS Vladislavs	LAT	28 JUL 1990	47.90			
7	986	GUZEL Mehmet	TUR	20 AUG 1991	46.18	47.30		
8	326	ABUBAKARI Mohammed	GHA	5 MAR 1991	47.65			

HEAT 2 Start Time: 9:41

Lane	Bib	Name	Ctry code	Date of Birth	PB	SB	Result	Rank
1	869	KAMARA Mohamed	SLE	8 JUL 1989				
2	777	KRASNOV Vladimir	RUS	19 AUG 1990	45.12	45.69		
3	479	KIPROTICH Peter	KEN	3 OCT 1988				
4	332	ATTAFEO Felix Akwasi	GHA	25 MAR 1986				
5	12	CAREW Alexander	AUS	19 DEC 1989	46.63	46.71		
6	64	AMOS Nijel	BOT	15 MAR 1994	45.66	45.66		
7	597	NARIB Ernst	NAM	27 MAY 1990	46.80	46.80		
8	895	DINESH Madushanka	SRI	5 NOV 1989				

HEAT 3 Start Time: 9:47

Lane	Bib	Name	Ctry code	Date of Birth	PB	SB	Result	Rank
2	516	ZEINEDDINE Youssef	LIB	26 FEB 1992				
3	146	TCHOUMGOYO Moussargue	CHA	28 DEC 1986				
4	76	HENRIQUES Andreson	BRA	3 MAR 1992	45.16	45.16		
5	54	STEVENS-CARTY Henry	BER	30 OCT 1992				
6	590	CROKER Matthew	MLT	17 JAN 1989				
7	429	KIMURA Jun	JPN	26 MAY 1991	46.00	46.00		
8	667	OMELKO Rafal	POL	16 JAN 1989	46.24	46.24		

HEAT 4 Start Time: 9:53

Lane	Bib	Name	Ctry code	Date of Birth	PB	SB	Result	Rank
2	144	OBOBA Fleury Aymar	CGO	10 FEB 1988				
3	730	VAN NIEKERK Wayde	RSA	15 JUL 1992	45.09	45.09		
4	548	AO IEONG Ka Hou	MAC	11 AUG 1992				
5	451	YAMASAKI Kengo	JPN	30 JUL 1992	46.00	46.00		
6	103	HARPER Tyler Daniel	CAN	28 AUG 1989	45.60	46.10		
7	66	BOLELE Mothusi	BOT	10 FEB 1987				
8	560	SUBRAMANIAM Kannathasan	MAS	10 APR 1991	47.48			



Start list

Стартовый список

HEAT 5 Start Time: 9:59

Lane	Bib	Name	Ctry code	Date of Birth	PB	SB	Result	Rank
1	652	EDMOND,TAYLOR Rodolfo Valentino	PAN	20 JAN 1990				
2	52	DILL Shaquille Allen Robert	BER	4 SEP 1993	47.16			
3	385	GREGAN Brian	IRL	31 DEC 1989	45.53	45.53		
4	708	DE SWARDT Jacques	RSA	12 AUG 1992	45.87	45.87		
5	19	LYNCH Mathew	AUS	24 JAN 1986	46.42	46.53		
6	1081	NDLOVU Vezokuhle	ZIM	27 OCT 1992				
7	515	NAIM Ramzi	LIB	5 OCT 1990	49.17			
8	198	HERRERA Jesus Antonio	COL	10 AUG 1989				

HEAT 6 Start Time: 10:05

Lane	Bib	Name	Ctry code	Date of Birth	PB	SB	Result	Rank
1	253	KUNNAPUU Rauno	EST	18 AUG 1990				
2	554	ALET Mohd Arif Zulhilmi Bin	MAS	8 MAR 1994	47.64	47.64		
3	511	ZACESTS Martins	LAT	16 AUG 1990	48.76			
4	1079	MAKUNERE Reginald	ZIM	15 OCT 1990				
5	1025	TUGUMISIRIZE Emmanuel	UGA	30 NOV 1988	45.82	45.82		
6	983	CAN Yavuz	TUR	23 FEB 1987	46.30	46.53		
7	605	AKWU Noah	NGR	23 SEP 1990	45.61	45.61		
8	851	DIA Oumar	SEN	30 MAY 1986				

Qualification: First 3 in each heat and 6 best performers advance to the Semifinals



Results

Результаты

UNIVERSIADE RECORD	44.81	CHUKWU Clement	NGR	Catania (ITA)	30 AUG 1997
--------------------	-------	----------------	-----	---------------	-------------

HEAT 1 Start Time: 9:35

Rank	Bib	Name	Ctry code	Date of Birth	Lane	Reaction time	Result	
1	79	OLIVEIRA Pedro	BRA	17 FEB 1992	1	0.165	46.69	Q
2	416	MAITLAND Nicholas	JAM	27 NOV 1989	5	0.276	46.76	Q
3	85	AYESU-ATTAH Benjamin Kweku	CAN	28 APR 1993	4	0.183	47.15	Q
4	986	GUZEL Mehmet	TUR	20 AUG 1991	7	0.261	47.48	q
5	855	MBENGUE Ibrahima	SEN	2 JAN 1991	2	0.239	49.32	
6	1012	AKENA Geoffrey	UGA	23 DEC 1989	3	0.260	49.48	
7	326	ABUBAKARI Mohammed	GHA	5 MAR 1991	8	0.192	49.51	
	508	PROSMICKIS Vladislavs	LAT	28 JUL 1990	6		DQ	R 162.7

HEAT 2 Start Time: 9:41

Rank	Bib	Name	Ctry code	Date of Birth	Lane	Reaction time	Result	
1	777	KRASNOV Vladimir	RUS	19 AUG 1990	2	0.190	47.14	Q
2	597	NARIB Ernst	NAM	27 MAY 1990	7	0.274	48.11	Q
3	12	CAREW Alexander	AUS	19 DEC 1989	5	0.452	48.67	Q
4	332	ATTAFOE Felix Akwasi	GHA	25 MAR 1986	4	0.242	49.61	
5	895	DINESH Madushanka	SRI	5 NOV 1989	8	0.201	50.17	
	64	AMOS Nijel	BOT	15 MAR 1994	6	0.171	DNF	
	869	KAMARA Mohamed	SLE	8 JUL 1989	1		DNS	
	479	KIPROTICH Peter	KEN	3 OCT 1988	3		DNS	

HEAT 3 Start Time: 9:47

Rank	Bib	Name	Ctry code	Date of Birth	Lane	Reaction time	Result	
1	76	HENRIQUES Andreson	BRA	3 MAR 1992	4	0.169	46.63	Q
2	429	KIMURA Jun	JPN	26 MAY 1991	7	0.162	47.42	Q
3	667	OMELKO Rafal	POL	16 JAN 1989	8	0.213	48.17	Q
4	54	STEVENS-CARTY Henry	BER	30 OCT 1992	5	0.193	49.49	
5	590	CROKER Matthew	MLT	17 JAN 1989	6	0.179	49.84	
6	146	TCHOUMGOYO Moussargue	CHA	28 DEC 1986	3	0.272	53.12	
	516	ZEINEDDINE Youssef	LIB	26 FEB 1992	2		DNS	

HEAT 4 Start Time: 9:53

Rank	Bib	Name	Ctry code	Date of Birth	Lane	Reaction time	Result	
1	103	HARPER Tyler Daniel	CAN	28 AUG 1989	6	0.200	46.70	Q
2	730	VAN NIEKERK Wayde	RSA	15 JUL 1992	3	0.196	46.77	Q
3	451	YAMASAKI Kengo	JPN	30 JUL 1992	5	0.210	47.32	Q
4	66	BOLELE Mothusi	BOT	10 FEB 1987	7	0.184	48.30	q
5	560	SUBRAMANIAM Kannathasan	MAS	10 APR 1991	8	0.244	49.12	q
6	548	AO IEONG Ka Hou	MAC	11 AUG 1992	4	0.337	50.31	
	144	OBOBA Fleury Aymar	CGO	10 FEB 1988	2		DNS	



Results

Результаты

HEAT 5 Start Time: 9:59

Rank	Bib	Name	Ctry code	Date of Birth	Lane	Reaction time	Result	
1	385	GREGAN Brian	IRL	31 DEC 1989	3	0.226	46.68	Q
2	708	DE SWARDT Jacques	RSA	12 AUG 1992	4	0.209	47.04	Q
3	19	LYNCH Mathew	AUS	24 JAN 1986	5	0.197	47.28	Q
4	52	DILL Shaquille Allen Robert	BER	4 SEP 1993	2	0.192	47.71	q
5	198	HERRERA Jesus Antonio	COL	10 AUG 1989	8	0.229	49.20	q
6	515	NAIM Ramzi	LIB	5 OCT 1990	7	0.253	49.76	
7	1081	NDLOVU Vezokuhle	ZIM	27 OCT 1992	6	0.222	50.01	
8	652	EDMOND TAYLOR Rodolfo Valentino	PAN	20 JAN 1990	1	0.185	51.19	

HEAT 6 Start Time: 10:05

Rank	Bib	Name	Ctry code	Date of Birth	Lane	Reaction time	Result	
1	1025	TUGUMISIRIZE Emmanuel	UGA	30 NOV 1988	5	0.258	47.52	Q
2	983	CAN Yavuz	TUR	23 FEB 1987	6	0.219	47.93	Q
3	511	ZACESTS Martins	LAT	16 AUG 1990	3	0.202	48.42	Q PB
4	554	ALET Mohd Arif Zulhimi Bin	MAS	8 MAR 1994	2	0.198	48.89	q
5	253	KUNNAPUU Rauno	EST	18 AUG 1990	1	0.212	49.22	
6	851	DIA Oumar	SEN	30 MAY 1986	8	0.219	49.43	
	605	AKWU Noah	NGR	23 SEP 1990	7		DNS	
	1079	MAKUNERE Reginald	ZIM	15 OCT 1990	4		DNS	

Qualification: First 3 in each heat (Q) and 6 best performers (q) advance to the Semifinals

Weather conditions at the beginning of the 1st heat


Temperature: 27 °C Humidity: 42 % Conditions: Sunny

Note:

IAAF Rule 162.7 - false start

Legend

DNF Did not Finish DNS Did not Start DQ Disqualified Fn False start
PB Personal Best Q Qualified by place q Qualified by time

Timing and Results provided by  TISSOT



Results Summary

Итоговые результаты

UNIVERSIADE RECORD	44.81	CHUKWU Clement	NGR	Catania (ITA)	30 AUG 1997
--------------------	-------	----------------	-----	---------------	-------------

Rank	Bib	Name	Ctry code	Date of Birth	Heat	Lane	Position	Time	
1	76	HENRIQUES Andreson	BRA	3 MAR 1992	3	4	1	46.63	Q
2	385	GREGAN Brian	IRL	31 DEC 1989	5	3	1	46.68	Q
3	79	OLIVEIRA Pedro	BRA	17 FEB 1992	1	1	1	46.69	Q
4	103	HARPER Tyler Daniel	CAN	28 AUG 1989	4	6	1	46.70	Q
5	416	MAITLAND Nicholas	JAM	27 NOV 1989	1	5	2	46.76	Q
6	730	VAN NIEKERK Wayde	RSA	15 JUL 1992	4	3	2	46.77	Q
7	708	DE SWARDT Jacques	RSA	12 AUG 1992	5	4	2	47.04	Q
8	777	KRASNOV Vladimir	RUS	19 AUG 1990	2	2	1	47.14	Q
9	85	AYESU-ATTAH Benjamin Kweku	CAN	28 APR 1993	1	4	3	47.15	Q
10	19	LYNCH Mathew	AUS	24 JAN 1986	5	5	3	47.28	Q
11	451	YAMASAKI Kengo	JPN	30 JUL 1992	4	5	3	47.32	Q
12	429	KIMURA Jun	JPN	26 MAY 1991	3	7	2	47.42	Q
13	986	GUZEL Mehmet	TUR	20 AUG 1991	1	7	4	47.48	q
14	1025	TUGUMISIRIZE Emmanuel	UGA	30 NOV 1988	6	5	1	47.52	Q
15	52	DILL Shaquille Allen Robert	BER	4 SEP 1993	5	2	4	47.71	q
16	983	CAN Yavuz	TUR	23 FEB 1987	6	6	2	47.93	Q
17	597	NARIB Ernst	NAM	27 MAY 1990	2	7	2	48.11	Q
18	667	OMELKO Rafal	POL	16 JAN 1989	3	8	3	48.17	Q
19	66	BOLELE Mothusi	BOT	10 FEB 1987	4	7	4	48.30	q
20	511	ZACESTS Martins	LAT	16 AUG 1990	6	3	3	48.42	Q PB
21	12	CAREW Alexander	AUS	19 DEC 1989	2	5	3	48.67	Q
22	554	ALET Mohd Arif Zulhili Bin	MAS	8 MAR 1994	6	2	4	48.89	q
23	560	SUBRAMANIAM Kannathasan	MAS	10 APR 1991	4	8	5	49.12	q
24	198	HERRERA Jesus Antonio	COL	10 AUG 1989	5	8	5	49.20	q
25	253	KUNNAPUU Rauno	EST	18 AUG 1990	6	1	5	49.22	
26	855	MBENGUE Ibrahim	SEN	2 JAN 1991	1	2	5	49.32	
27	851	DIA Oumar	SEN	30 MAY 1986	6	8	6	49.43	
28	1012	AKENA Geoffrey	UGA	23 DEC 1989	1	3	6	49.48	
29	54	STEVENS-CARTY Henry	BER	30 OCT 1992	3	5	4	49.49	
30	326	ABUBAKARI Mohammed	GHA	5 MAR 1991	1	8	7	49.51	
31	332	ATTAFOE Felix Akwasi	GHA	25 MAR 1986	2	4	4	49.61	
32	515	NAIM Ramzi	LIB	5 OCT 1990	5	7	6	49.76	
33	590	CROKER Matthew	MLT	17 JAN 1989	3	6	5	49.84	
34	1081	NDLOVU Vezokuhle	ZIM	27 OCT 1992	5	6	7	50.01	
35	895	DINESH Madushanka	SRI	5 NOV 1989	2	8	5	50.17	
36	548	AO IEONG Ka Hou	MAC	11 AUG 1992	4	4	6	50.31	
37	652	EDMOND TAYLOR Rodolfo Valentino	PAN	20 JAN 1990	5	1	8	51.19	
38	146	TCHOUMGOYO Moussargue	CHA	28 DEC 1986	3	3	6	53.12	
	64	AMOS Nijel	BOT	15 MAR 1994	2	6		DNF	
	508	PROSMICKIS Vladislavs	LAT	28 JUL 1990	1	6		DQ	R 162.7
	605	AKWU Noah	NGR	23 SEP 1990	6	7		DNS	
	869	KAMARA Mohamed	SLE	8 JUL 1989	2	1		DNS	
	479	KIPROTICH Peter	KEN	3 OCT 1988	2	3		DNS	
	1079	MAKUNERE Reginald	ZIM	15 OCT 1990	6	4		DNS	
	144	OBOBA Fleury Aymar	CGO	10 FEB 1988	4	2		DNS	
	516	ZEINEDDINE Youssef	LIB	26 FEB 1992	3	2		DNS	

Qualification: First 3 in each heat (Q) and 6 best performers (q) advance to the Semifinals

Note:
IAAF Rule 162.7 - false start
These athletes are sorted on performance.

Legend
DNF Did not Finish DNS Did not Start
Q Qualified by place q qualified by time DQ Disqualified PB Personal Best

Timing and Results provided by  TISSOT



Start list

Стартовый список

UNIVERSIADE RECORD	44.81	CHUKWU Clement	NGR	Catania (ITA)	30 AUG 1997
--------------------	-------	----------------	-----	---------------	-------------

Lane	Bib	Name	Ctry code	Date of Birth	PB	SB	Result	Rank
1	79	OLIVEIRA Pedro	BRA	17 FEB 1992	45.52	45.62		
2	855	MBENGUE Ibrahima	SEN	2 JAN 1991				
3	1012	AKENA Geoffrey	UGA	23 DEC 1989				
4	85	AYESU-ATTAH Benjamin Kweku	CAN	28 APR 1993	46.53	46.69		
5	416	MAITLAND Nicholas	JAM	27 NOV 1989	45.79	45.79		
6	508	PROSMICKIS Vladislavs	LAT	28 JUL 1990	47.90			
7	986	GUZEL Mehmet	TUR	20 AUG 1991	46.18	47.30		
8	326	ABUBAKARI Mohammed	GHA	5 MAR 1991	47.65			

Qualification: First 3 in each heat and 6 best performers advance to the Semifinals



Results

Результаты

UNIVERSIADE RECORD	44.81	CHUKWU Clement	NGR	Catania (ITA)	30 AUG 1997
--------------------	-------	----------------	-----	---------------	-------------

Rank	Bib	Name	Ctry code	Date of Birth	Lane	Reaction time	Result
1	79	OLIVEIRA Pedro	BRA	17 FEB 1992	1	0.165	46.69 Q
2	416	MAITLAND Nicholas	JAM	27 NOV 1989	5	0.276	46.76 Q
3	85	AYESU-ATTAH Benjamin Kweku	CAN	28 APR 1993	4	0.183	47.15 Q
4	986	GUZEL Mehmet	TUR	20 AUG 1991	7	0.261	47.48
5	855	MBENGUE Ibrahima	SEN	2 JAN 1991	2	0.239	49.32
6	1012	AKENA Geoffrey	UGA	23 DEC 1989	3	0.260	49.48
7	326	ABUBAKARI Mohammed	GHA	5 MAR 1991	8	0.192	49.51
	508	PROMICKIS Vladislavs	LAT	28 JUL 1990	6		DQ R 162.7

Qualification: First 3 in each heat (Q) and 6 best performers (q) advance to the Semifinals

Weather conditions

Temperature: 27 °C Humidity: 42 % Conditions: Sunny

Note:

IAAF Rule 162.7 - false start

Legend

DQ Disqualified Fn False start Q Qualified by place

Timing and Results provided by  TISSOT



Start list

Стартовый список

UNIVERSIADE RECORD	44.81	CHUKWU Clement	NGR	Catania (ITA)	30 AUG 1997
--------------------	-------	----------------	-----	---------------	-------------

Lane	Bib	Name	Ctry code	Date of Birth	PB	SB	Result	Rank
1	869	KAMARA Mohamed	SLE	8 JUL 1989				
2	777	KRASNOV Vladimir	RUS	19 AUG 1990	45.12	45.69		
3	479	KIPROTICH Peter	KEN	3 OCT 1988				
4	332	ATTAFOE Felix Akwasi	GHA	25 MAR 1986				
5	12	CAREW Alexander	AUS	19 DEC 1989	46.63	46.71		
6	64	AMOS Nijel	BOT	15 MAR 1994	45.66	45.66		
7	597	NARIB Ernst	NAM	27 MAY 1990	46.80	46.80		
8	895	DINESH Madushanka	SRI	5 NOV 1989				

Qualification: First 3 in each heat and 6 best performers advance to the Semifinals



Results

Результаты

UNIVERSIADE RECORD	44.81	CHUKWU Clement	NGR	Catania (ITA)	30 AUG 1997
--------------------	-------	----------------	-----	---------------	-------------

Rank	Bib	Name	Ctry code	Date of Birth	Lane	Reaction time	Result
1	777	KRASNOV Vladimir	RUS	19 AUG 1990	2	0.190	47.14 Q
2	597	NARIB Ernst	NAM	27 MAY 1990	7	0.274	48.11 Q
3	12	CAREW Alexander	AUS	19 DEC 1989	5	0.452	48.67 Q
4	332	ATTAFEO Felix Akwasi	GHA	25 MAR 1986	4	0.242	49.61
5	895	DINESH Madushanka	SRI	5 NOV 1989	8	0.201	50.17
	64	AMOS Nijel	BOT	15 MAR 1994	6	0.171	DNF
	869	KAMARA Mohamed	SLE	8 JUL 1989	1		DNS
	479	KIPROTICH Peter	KEN	3 OCT 1988	3		DNS


Qualification: First 3 in each heat (Q) and 6 best performers (q) advance to the Semifinals

Weather conditions

Temperature: 27 °C Humidity: 42 % Conditions: Sunny

Legend

DNF Did not Finish DNS Did not Start Q Qualified by place

Timing and Results provided by  TISSOT



Start list

Стартовый список

UNIVERSIADE RECORD	44.81	CHUKWU Clement	NGR	Catania (ITA)	30 AUG 1997
--------------------	-------	----------------	-----	---------------	-------------

Lane	Bib	Name	Ctry code	Date of Birth	PB	SB	Result	Rank
2	516	ZEINEDDINE Youssef	LIB	26 FEB 1992				
3	146	TCHOUMGOYO Moussargue	CHA	28 DEC 1986				
4	76	HENRIQUES Andreson	BRA	3 MAR 1992	45.16	45.16		
5	54	STEVENS-CARTY Henry	BER	30 OCT 1992				
6	590	CROKER Matthew	MLT	17 JAN 1989				
7	429	KIMURA Jun	JPN	26 MAY 1991	46.00	46.00		
8	667	OMELKO Rafal	POL	16 JAN 1989	46.24	46.24		

Qualification: First 3 in each heat and 6 best performers advance to the Semifinals



Results

Результаты

UNIVERSIADE RECORD	44.81	CHUKWU Clement	NGR	Catania (ITA)	30 AUG 1997
--------------------	-------	----------------	-----	---------------	-------------

Rank	Bib	Name	Ctry code	Date of Birth	Lane	Reaction time	Result
1	76	HENRIQUES Andreson	BRA	3 MAR 1992	4	0.169	46.63 Q
2	429	KIMURA Jun	JPN	26 MAY 1991	7	0.162	47.42 Q
3	667	OMELKO Rafal	POL	16 JAN 1989	8	0.213	48.17 Q
4	54	STEVENS-CARTY Henry	BER	30 OCT 1992	5	0.193	49.49
5	590	CROKER Matthew	MLT	17 JAN 1989	6	0.179	49.84
6	146	TCHOUMGOYO Moussargue	CHA	28 DEC 1986	3	0.272	53.12
	516	ZEINEDDINE Youssef	LIB	26 FEB 1992	2		DNS

Qualification: First 3 in each heat (Q) and 6 best performers (q) advance to the Semifinals

Weather conditions

Temperature: 27 °C Humidity: 42 % Conditions: Sunny

Legend

DNS Did not Start Q Qualified by place

Timing and Results provided by  TISSOT



Start list

Стартовый список

UNIVERSIADE RECORD	44.81	CHUKWU Clement	NGR	Catania (ITA)	30 AUG 1997
--------------------	-------	----------------	-----	---------------	-------------

Lane	Bib	Name	Ctry code	Date of Birth	PB	SB	Result	Rank
2	144	OBOBA Fleury Aymar	CGO	10 FEB 1988				
3	730	VAN NIEKERK Wayde	RSA	15 JUL 1992	45.09	45.09		
4	548	AO IEONG Ka Hou	MAC	11 AUG 1992				
5	451	YAMASAKI Kengo	JPN	30 JUL 1992	46.00	46.00		
6	103	HARPER Tyler Daniel	CAN	28 AUG 1989	45.60	46.10		
7	66	BOLELE Mothusi	BOT	10 FEB 1987				
8	560	SUBRAMANIAM Kannathasan	MAS	10 APR 1991	47.48			

Qualification: First 3 in each heat and 6 best performers advance to the Semifinals



Results

Результаты

UNIVERSIADE RECORD	44.81	CHUKWU Clement	NGR	Catania (ITA)	30 AUG 1997
--------------------	-------	----------------	-----	---------------	-------------

Rank	Bib	Name	Ctry code	Date of Birth	Lane	Reaction time	Result
1	103	HARPER Tyler Daniel	CAN	28 AUG 1989	6	0.200	46.70 Q
2	730	VAN NIEKERK Wayde	RSA	15 JUL 1992	3	0.196	46.77 Q
3	451	YAMASAKI Kengo	JPN	30 JUL 1992	5	0.210	47.32 Q
4	66	BOLELE Mothusi	BOT	10 FEB 1987	7	0.184	48.30
5	560	SUBRAMANIAM Kannathasan	MAS	10 APR 1991	8	0.244	49.12
6	548	AO IEONG Ka Hou	MAC	11 AUG 1992	4	0.337	50.31
	144	OBOBA Fleury Aymar	CGO	10 FEB 1988	2		DNS

Qualification: First 3 in each heat (Q) and 6 best performers (q) advance to the Semifinals

Weather conditions

Temperature: 27 °C Humidity: 42 % Conditions: Sunny

Legend

DNS Did not Start Q Qualified by place

Timing and Results provided by  TISSOT



Start list

Стартовый список

UNIVERSIADE RECORD	44.81	CHUKWU Clement	NGR	Catania (ITA)	30 AUG 1997
--------------------	-------	----------------	-----	---------------	-------------

Lane	Bib	Name	Ctry code	Date of Birth	PB	SB	Result	Rank
1	652	EDMOND,TAYLOR Rodolfo Valentino	PAN	20 JAN 1990				
2	52	DILL Shaquille Allen Robert	BER	4 SEP 1993	47.16			
3	385	GREGAN Brian	IRL	31 DEC 1989	45.53	45.53		
4	708	DE SWARDT Jacques	RSA	12 AUG 1992	45.87	45.87		
5	19	LYNCH Mathew	AUS	24 JAN 1986	46.42	46.53		
6	1081	NDLOVU Vezokuhle	ZIM	27 OCT 1992				
7	515	NAIM Ramzi	LIB	5 OCT 1990	49.17			
8	198	HERRERA Jesus Antonio	COL	10 AUG 1989				

Qualification: First 3 in each heat and 6 best performers advance to the Semifinals



Results

Результаты

UNIVERSIADE RECORD	44.81	CHUKWU Clement	NGR	Catania (ITA)	30 AUG 1997
--------------------	-------	----------------	-----	---------------	-------------

Rank	Bib	Name	Ctry code	Date of Birth	Lane	Reaction time	Result
1	385	GREGAN Brian	IRL	31 DEC 1989	3	0.226	46.68 Q
2	708	DE SWARDT Jacques	RSA	12 AUG 1992	4	0.209	47.04 Q
3	19	LYNCH Mathew	AUS	24 JAN 1986	5	0.197	47.28 Q
4	52	DILL Shaquille Allen Robert	BER	4 SEP 1993	2	0.192	47.71
5	198	HERRERA Jesus Antonio	COL	10 AUG 1989	8	0.229	49.20
6	515	NAIM Ramzi	LIB	5 OCT 1990	7	0.253	49.76
7	1081	NDLOVU Vezokuhle	ZIM	27 OCT 1992	6	0.222	50.01
8	652	EDMOND TAYLOR Rodolfo Valentino	PAN	20 JAN 1990	1	0.185	51.19

Qualification: First 3 in each heat (Q) and 6 best performers (q) advance to the Semifinals

Weather conditions

Temperature: 27 °C Humidity: 42 % Conditions: Sunny

Legend

Q Qualified by place

Timing and Results provided by  TISSOT



Start list

Стартовый список

UNIVERSIADE RECORD	44.81	CHUKWU Clement	NGR	Catania (ITA)	30 AUG 1997
--------------------	-------	----------------	-----	---------------	-------------

Lane	Bib	Name	Ctry code	Date of Birth	PB	SB	Result	Rank
1	253	KUNNAPUU Rauno	EST	18 AUG 1990				
2	554	ALET Mohd Arif Zulhilmi Bin	MAS	8 MAR 1994	47.64	47.64		
3	511	ZACESTS Martins	LAT	16 AUG 1990	48.76			
4	1079	MAKUNERE Reginald	ZIM	15 OCT 1990				
5	1025	TUGUMISIRIZE Emmanuel	UGA	30 NOV 1988	45.82	45.82		
6	983	CAN Yavuz	TUR	23 FEB 1987	46.30	46.53		
7	605	AKWU Noah	NGR	23 SEP 1990	45.61	45.61		
8	851	DIA Oumar	SEN	30 MAY 1986				

Qualification: First 3 in each heat and 6 best performers advance to the Semifinals



Results

Результаты

UNIVERSIADE RECORD	44.81	CHUKWU Clement	NGR	Catania (ITA)	30 AUG 1997
--------------------	-------	----------------	-----	---------------	-------------

Rank	Bib	Name	Ctry code	Date of Birth	Lane	Reaction time	Result
1	1025	TUGUMISIRIZE Emmanuel	UGA	30 NOV 1988	5	0.258	47.52 Q
2	983	CAN Yavuz	TUR	23 FEB 1987	6	0.219	47.93 Q
3	511	ZACESTS Martins	LAT	16 AUG 1990	3	0.202	48.42 Q PB
4	554	ALET Mohd Arif Zulhilmi Bin	MAS	8 MAR 1994	2	0.198	48.89 q
5	253	KUNNAPUU Rauno	EST	18 AUG 1990	1	0.212	49.22
6	851	DIA Oumar	SEN	30 MAY 1986	8	0.219	49.43
	605	AKWU Noah	NGR	23 SEP 1990	7		DNS
	1079	MAKUNERE Reginald	ZIM	15 OCT 1990	4		DNS


Qualification: First 3 in each heat (Q) and 6 best performers (q) advance to the Semifinals

Weather conditions

Temperature: 27 °C Humidity: 42 % Conditions: Sunny

Legend

DNS Did not Start **PB** Personal Best **Q** Qualified by place **q** qualified by time

Timing and Results provided by  **TISSOT**



Result Book

27th Summer Universiade in Kazan 2013



Athletics

Men's 400m Semifinals





Start list

Стартовый список

REVISED
8 JUL 10:16

UNIVERSIADE RECORD	44.81	CHUKWU Clement	NGR	Catania (ITA)	30 AUG 1997
--------------------	-------	----------------	-----	---------------	-------------

SEMIFINAL 1 Start Time: 19:40

Lane	Bib	Name	Ctry code	Date of Birth	PB	SB	Result	Rank
2	66	BOLELE Mothusi	BOT	10 FEB 1987				
3	79	OLIVEIRA Pedro	BRA	17 FEB 1992	45.52	45.62		
4	708	DE SWARDT Jacques	RSA	12 AUG 1992	45.87	45.87		
5	429	KIMURA Jun	JPN	26 MAY 1991	46.00	46.00		
6	103	HARPER Tyler Daniel	CAN	28 AUG 1989	45.60	46.10		
7	19	LYNCH Mathew	AUS	24 JAN 1986	46.42	46.53		
8	667	OMELKO Rafal	POL	16 JAN 1989	46.24	46.24		

SEMIFINAL 2 Start Time: 19:46

Lane	Bib	Name	Ctry code	Date of Birth	PB	SB	Result	Rank
1	52	DILL Shaquille Allen Robert	BER	4 SEP 1993	47.16			
2	560	SUBRAMANIAM Kannathasan	MAS	10 APR 1991	47.48			
3	983	CAN Yavuz	TUR	23 FEB 1987	46.30	46.53		
4	730	VAN NIEKERK Wayde	RSA	15 JUL 1992	45.09	45.09		
5	777	KRASNOV Vladimir	RUS	19 AUG 1990	45.12	45.69		
6	385	GREGAN Brian	IRL	31 DEC 1989	45.53	45.53		
7	451	YAMASAKI Kengo	JPN	30 JUL 1992	46.00	46.00		
8	511	ZACESTS Martins	LAT	16 AUG 1990	48.42	48.42		


SEMIFINAL 3 Start Time: 19:52

Lane	Bib	Name	Ctry code	Date of Birth	PB	SB	Result	Rank
1	198	HERRERA Jesus Antonio	COL	10 AUG 1989				
2	986	GUZEL Mehmet	TUR	20 AUG 1991	46.18	47.30		
3	1025	TUGUMISIRIZE Emmanuel	UGA	30 NOV 1988	45.82	45.82		
4	416	MAITLAND Nicholas	JAM	27 NOV 1989	45.79	45.79		
5	76	HENRIQUES Andreson	BRA	3 MAR 1992	45.16	45.16		
6	597	NARIB Ernst	NAM	27 MAY 1990	46.80	46.80		
7	12	CAREW Alexander	AUS	19 DEC 1989	46.63	46.71		
8	85	AYESU-ATTAH Benjamin Kweku	CAN	28 APR 1993	46.53	46.69		

Qualification: First 2 in each heat and 2 best performers advance to the Final

Note: Athlete ALET, M. (MAS) withdrawn from Start list.

Note: Start Times changed.

Timing and Results provided by  TISSOT



Results

Результаты

UNIVERSIADE RECORD	44.81	CHUKWU Clement	NGR	Catania (ITA)	30 AUG 1997
--------------------	-------	----------------	-----	---------------	-------------

SEMIFINAL 1

Start Time: 19:40

Rank	Bib	Name	Ctry code	Date of Birth	Lane	Result	
1	667	OMELKO Rafal	POL	16 JAN 1989	8	45.94	Q PB
2	79	OLIVEIRA Pedro	BRA	17 FEB 1992	3	45.96	Q
3	103	HARPER Tyler Daniel	CAN	28 AUG 1989	6	46.26	q
4	708	DE SWARDT Jacques	RSA	12 AUG 1992	4	46.68	
5	429	KIMURA Jun	JPN	26 MAY 1991	5	46.84	
6	19	LYNCH Mathew	AUS	24 JAN 1986	7	47.16	
7	66	BOLELE Mothusi	BOT	10 FEB 1987	2	49.11	

SEMIFINAL 2

Start Time: 19:46

Rank	Bib	Name	Ctry code	Date of Birth	Lane	Reaction time	Result	
1	385	GREGAN Brian	IRL	31 DEC 1989	6	0.278	45.91	Q
2	777	KRASNOV Vladimir	RUS	19 AUG 1990	5	0.217	46.03	Q
3	730	VAN NIEKERK Wayde	RSA	15 JUL 1992	4	0.202	46.39	
4	983	CAN Yavuz	TUR	23 FEB 1987	3	0.280	46.65	
5	451	YAMASAKI Kengo	JPN	30 JUL 1992	7	0.241	46.90	
6	52	DILL Shaquille Allen Robert	BER	4 SEP 1993	1	0.197	47.90	
7	560	SUBRAMANIAM Kannathasan	MAS	10 APR 1991	2	0.182	48.34	
8	511	ZACESTS Martins	LAT	16 AUG 1990	8	0.236	48.58	

SEMIFINAL 3

Start Time: 19:52

Rank	Bib	Name	Ctry code	Date of Birth	Lane	Reaction time	Result	
1	416	MAITLAND Nicholas	JAM	27 NOV 1989	4	0.262	46.04	Q
2	76	HENRIQUES Andreson	BRA	3 MAR 1992	5	0.163	46.17	Q
3	1025	TUGUMISIRIZE Emmanuel	UGA	30 NOV 1988	3	0.242	46.19	q
4	85	AYESU-ATTAH Benjamin Kweku	CAN	28 APR 1993	8	0.161	47.11	
5	986	GUZEL Mehmet	TUR	20 AUG 1991	2	0.217	47.41	
6	597	NARIB Ernst	NAM	27 MAY 1990	6	0.231	47.96	
7	12	CAREW Alexander	AUS	19 DEC 1989	7	0.209	48.47	
8	198	HERRERA Jesus Antonio	COL	10 AUG 1989	1	0.218	49.70	

Qualification: First 2 in each heat (Q) and 2 best performers (q) advance to the Final

Weather conditions at the beginning of the 1st heat

Temperature: 23 °C Humidity: 73 % Conditions: Rain

Legend

PB Personal Best Q Qualified by place q Qualified by time

Timing and Results provided by  TISSOT



Results Summary

Итоговые результаты

UNIVERSIADE RECORD	44.81	CHUKWU Clement	NGR	Catania (ITA)	30 AUG 1997
--------------------	-------	----------------	-----	---------------	-------------

Rank	Bib	Name	Ctry code	Date of Birth	Heat	Lane	Position	Time	
1	385	GREGAN Brian	IRL	31 DEC 1989	2	6	1	45.91	Q
2	667	OMELKO Rafal	POL	16 JAN 1989	1	8	1	45.94	Q PB
3	79	OLIVEIRA Pedro	BRA	17 FEB 1992	1	3	2	45.96	Q
4	777	KRASNOV Vladimir	RUS	19 AUG 1990	2	5	2	46.03	Q
5	416	MAITLAND Nicholas	JAM	27 NOV 1989	3	4	1	46.04	Q
6	76	HENRIQUES Andreson	BRA	3 MAR 1992	3	5	2	46.17	Q
7	1025	TUGUMISIRIZE Emmanuel	UGA	30 NOV 1988	3	3	3	46.19	q
8	103	HARPER Tyler Daniel	CAN	28 AUG 1989	1	6	3	46.26	q
9	730	VAN NIEKERK Wayde	RSA	15 JUL 1992	2	4	3	46.39	
10	983	CAN Yavuz	TUR	23 FEB 1987	2	3	4	46.65	
11	708	DE SWARDT Jacques	RSA	12 AUG 1992	1	4	4	46.68	
12	429	KIMURA Jun	JPN	26 MAY 1991	1	5	5	46.84	
13	451	YAMASAKI Kengo	JPN	30 JUL 1992	2	7	5	46.90	
14	85	AYESU-ATTAH Benjamin Kweku	CAN	28 APR 1993	3	8	4	47.11	
15	19	LYNCH Mathew	AUS	24 JAN 1986	1	7	6	47.16	
16	986	GUZEL Mehmet	TUR	20 AUG 1991	3	2	5	47.41	
17	52	DILL Shaquille Allen Robert	BER	4 SEP 1993	2	1	6	47.90	
18	597	NARIB Ernst	NAM	27 MAY 1990	3	6	6	47.96	
19	560	SUBRAMANIAM Kannathasan	MAS	10 APR 1991	2	2	7	48.34	
20	12	CAREW Alexander	AUS	19 DEC 1989	3	7	7	48.47	
21	511	ZACESTS Martins	LAT	16 AUG 1990	2	8	8	48.58	
22	66	BOLELE Mothusi	BOT	10 FEB 1987	1	2	7	49.11	
23	198	HERRERA Jesus Antonio	COL	10 AUG 1989	3	1	8	49.70	

Qualification: First 2 in each heat (Q) and 2 best performers (q) advance to the Final

Note:
These athletes are sorted on performance.

Legend
PB Personal Best Q Qualified by place q qualified by time

Timing and Results provided by  TISSOT



Start list

Стартовый список

REVISED
7 JUL 22:02

UNIVERSIADE RECORD	44.81	CHUKWU Clement	NGR	Catania (ITA)	30 AUG 1997
--------------------	-------	----------------	-----	---------------	-------------

Lane	Bib	Name	Ctry code	Date of Birth	PB	SB	Result	Rank
2	66	BOLELE Mothusi	BOT	10 FEB 1987				
3	79	OLIVEIRA Pedro	BRA	17 FEB 1992	45.52	45.62		
4	708	DE SWARDT Jacques	RSA	12 AUG 1992	45.87	45.87		
5	429	KIMURA Jun	JPN	26 MAY 1991	46.00	46.00		
6	103	HARPER Tyler Daniel	CAN	28 AUG 1989	45.60	46.10		
7	19	LYNCH Mathew	AUS	24 JAN 1986	46.42	46.53		
8	667	OMELKO Rafal	POL	16 JAN 1989	46.24	46.24		

Qualification: First 2 in each heat and 2 best performers advance to the Final

Note:

Athlete ALET, M. (MAS) withdrawn from Start list.

Timing and Results provided by  **TISSOT**



Results

Результаты

UNIVERSIADE RECORD	44.81	CHUKWU Clement	NGR	Catania (ITA)	30 AUG 1997
--------------------	-------	----------------	-----	---------------	-------------

Rank	Bib	Name	Ctry code	Date of Birth	Lane	Result
1	667	OMELKO Rafal	POL	16 JAN 1989	8	45.94 Q PB
2	79	OLIVEIRA Pedro	BRA	17 FEB 1992	3	45.96 Q
3	103	HARPER Tyler Daniel	CAN	28 AUG 1989	6	46.26
4	708	DE SWARDT Jacques	RSA	12 AUG 1992	4	46.68
5	429	KIMURA Jun	JPN	26 MAY 1991	5	46.84
6	19	LYNCH Mathew	AUS	24 JAN 1986	7	47.16
7	66	BOLELE Mothusi	BOT	10 FEB 1987	2	49.11


Qualification: First 2 in each heat (Q) and 2 best performers (q) advance to the Final

Weather conditions

Temperature: 23 °C Humidity: 73 % Conditions: Rain

Legend

PB Personal Best Q Qualified by place

Timing and Results provided by  TISSOT



Start list

Стартовый список


REVISED
8 JUL 10:19

UNIVERSIADE RECORD	44.81	CHUKWU Clement	NGR	Catania (ITA)	30 AUG 1997
--------------------	-------	----------------	-----	---------------	-------------

Lane	Bib	Name	Ctry code	Date of Birth	PB	SB	Result	Rank
1	52	DILL Shaquille Allen Robert	BER	4 SEP 1993	47.16			
2	560	SUBRAMANIAM Kannathasan	MAS	10 APR 1991	47.48			
3	983	CAN Yavuz	TUR	23 FEB 1987	46.30	46.53		
4	730	VAN NIEKERK Wayde	RSA	15 JUL 1992	45.09	45.09		
5	777	KRASNOV Vladimir	RUS	19 AUG 1990	45.12	45.69		
6	385	GREGAN Brian	IRL	31 DEC 1989	45.53	45.53		
7	451	YAMASAKI Kengo	JPN	30 JUL 1992	46.00	46.00		
8	511	ZACESTS Martins	LAT	16 AUG 1990	48.42	48.42		

Qualification: First 2 in each heat and 2 best performers advance to the Final

Note:
Start Time changed.

Timing and Results provided by  **TISSOT**



Results

Результаты

UNIVERSIADE RECORD	44.81	CHUKWU Clement	NGR	Catania (ITA)	30 AUG 1997
--------------------	-------	----------------	-----	---------------	-------------

Rank	Bib	Name	Ctry code	Date of Birth	Lane	Reaction time	Result
1	385	GREGAN Brian	IRL	31 DEC 1989	6	0.278	45.91 Q
2	777	KRASNOV Vladimir	RUS	19 AUG 1990	5	0.217	46.03 Q
3	730	VAN NIEKERK Wayde	RSA	15 JUL 1992	4	0.202	46.39
4	983	CAN Yavuz	TUR	23 FEB 1987	3	0.280	46.65
5	451	YAMASAKI Kengo	JPN	30 JUL 1992	7	0.241	46.90
6	52	DILL Shaquille Allen Robert	BER	4 SEP 1993	1	0.197	47.90
7	560	SUBRAMANIAM Kannathasan	MAS	10 APR 1991	2	0.182	48.34
8	511	ZACESTS Martins	LAT	16 AUG 1990	8	0.236	48.58


Qualification: First 2 in each heat (Q) and 2 best performers (q) advance to the Final

Weather conditions

Temperature: 23 °C Humidity: 73 % Conditions: Rain

Legend

Q Qualified by place

Timing and Results provided by  TISSOT



Start list

Стартовый список


REVISED
8 JUL 10:20

UNIVERSIADE RECORD	44.81	CHUKWU Clement	NGR	Catania (ITA)	30 AUG 1997
--------------------	-------	----------------	-----	---------------	-------------

Lane	Bib	Name	Ctry code	Date of Birth	PB	SB	Result	Rank
1	198	HERRERA Jesus Antonio	COL	10 AUG 1989				
2	986	GUZEL Mehmet	TUR	20 AUG 1991	46.18	47.30		
3	1025	TUGUMISIRIZE Emmanuel	UGA	30 NOV 1988	45.82	45.82		
4	416	MAITLAND Nicholas	JAM	27 NOV 1989	45.79	45.79		
5	76	HENRIQUES Andreson	BRA	3 MAR 1992	45.16	45.16		
6	597	NARIB Ernst	NAM	27 MAY 1990	46.80	46.80		
7	12	CAREW Alexander	AUS	19 DEC 1989	46.63	46.71		
8	85	AYESU-ATTAH Benjamin Kweku	CAN	28 APR 1993	46.53	46.69		

Qualification: First 2 in each heat and 2 best performers advance to the Final

Note:
Start Time changed.

Timing and Results provided by  **TISSOT**



Results

Результаты

UNIVERSIADE RECORD	44.81	CHUKWU Clement	NGR	Catania (ITA)	30 AUG 1997
--------------------	-------	----------------	-----	---------------	-------------

Rank	Bib	Name	Ctry code	Date of Birth	Lane	Reaction time	Result
1	416	MAITLAND Nicholas	JAM	27 NOV 1989	4	0.262	46.04 Q
2	76	HENRIQUES Andreson	BRA	3 MAR 1992	5	0.163	46.17 Q
3	1025	TUGUMISIRIZE Emmanuel	UGA	30 NOV 1988	3	0.242	46.19 q
4	85	AYESU-ATTAH Benjamin Kweku	CAN	28 APR 1993	8	0.161	47.11
5	986	GUZEL Mehmet	TUR	20 AUG 1991	2	0.217	47.41
6	597	NARIB Ernst	NAM	27 MAY 1990	6	0.231	47.96
7	12	CAREW Alexander	AUS	19 DEC 1989	7	0.209	48.47
8	198	HERRERA Jesus Antonio	COL	10 AUG 1989	1	0.218	49.70


Qualification: First 2 in each heat (Q) and 2 best performers (q) advance to the Final

Weather conditions

Temperature: 20 °C Humidity: 94 % Conditions: Showers

Legend

Q Qualified by place q qualified by time

Timing and Results provided by  TISSOT



Result Book

27th Summer Universiade in Kazan 2013



Athletics

Men's 400m Final





Start list

Стартовый список

UNIVERSIADE RECORD	44.81	CHUKWU Clement	NGR	Catania (ITA)	30 AUG 1997
--------------------	-------	----------------	-----	---------------	-------------

Lane	Bib	Name	Ctry code	Date of Birth	PB	SB	Result	Rank
1	1025	TUGUMISIRIZE Emmanuel	UGA	30 NOV 1988	45.82	45.82		
2	103	HARPER Tyler Daniel	CAN	28 AUG 1989	45.60	46.10		
3	385	GREGAN Brian	IRL	31 DEC 1989	45.53	45.53		
4	79	OLIVEIRA Pedro	BRA	17 FEB 1992	45.52	45.62		
5	416	MAITLAND Nicholas	JAM	27 NOV 1989	45.79	45.79		
6	667	OMELKO Rafal	POL	16 JAN 1989	45.94	45.94		
7	76	HENRIQUES Andreson	BRA	3 MAR 1992	45.16	45.16		
8	777	KRASNOV Vladimir	RUS	19 AUG 1990	45.12	45.69		



Results

Результаты

UNIVERSIADE RECORD	44.81	CHUKWU Clement	NGR	Catania (ITA)	30 AUG 1997
--------------------	-------	----------------	-----	---------------	-------------


Rank	Bib	Name	Ctry code	Date of Birth	Lane	Reaction time	Result
1	777	KRASNOV Vladimir	RUS	19 AUG 1990	8	0.207	45.49 SB
2	76	HENRIQUES Andreson	BRA	3 MAR 1992	7	0.187	45.50
3	416	MAITLAND Nicholas	JAM	27 NOV 1989	5	0.242	45.63 PB
4	667	OMELKO Rafal	POL	16 JAN 1989	6	0.204	45.69 PB
5	385	GREGAN Brian	IRL	31 DEC 1989	3	0.223	45.83
6	79	OLIVEIRA Pedro	BRA	17 FEB 1992	4	0.174	45.96
7	1025	TUGUMISIRIZE Emmanuel	UGA	30 NOV 1988	1	0.256	46.63
8	103	HARPER Tyler Daniel	CAN	28 AUG 1989	2	0.216	46.97

Weather conditions

Temperature: 21 °C Humidity: 85 % Conditions: Mostly cloudy

Legend

PB Personal Best **SB** Season Best

Timing and Results provided by  **TISSOT**



Result Book

27th Summer Universiade in Kazan 2013



Athletics

Men's 800m





Medallists

Медалисты

As of FRI 12 JUL 2013

Medal	Name	Ctry
GOLD	AMOS Nijel	BOT - Botswana
SILVER	REPCIK Jozef	SVK - Slovakia
BRONZE	VOJTA Andreas	AUT - Austria



Result Book

27th Summer Universiade in Kazan 2013



Athletics

Men's 800m Round 1





Start list

Стартовый список

REVISED
10 JUL 10:12

UNIVERSIADE RECORD	1:43.44	JUANTORENA Alberto	CUB	Sofia (BUL)	21 AUG 1977
---------------------------	----------------	---------------------------	-----	-------------	-------------

HEAT 1 Start Time: 11:20

Lane	Bib	Name	Ctry code	Date of Birth	PB	SB	Result	Rank
2	39	VOJTA Andreas	AUT	9 JUN 1989	1:46.59	1:46.59		
3	958	HAYDAR Dalerjoni	TJK	21 NOV 1991				
4	350	GUTEMA Emanuel	HUN	9 MAR 1986	1:48.75	1:48.75		
5	70	MAOTWE Katlego	BOT	29 NOV 1986				
6	198	HERRERA Jesus Antonio	COL	10 AUG 1989				
7	268	VALLER Raimond	EST	9 DEC 1989	1:51.06	1:51.06		
8	526	KOZLOV Vitalij	LTU	5 MAR 1987	1:46.58			

HEAT 2 Start Time: 11:28

Lane	Bib	Name	Ctry code	Date of Birth	PB	SB	Result	Rank
2	731	VAN RENSBURG Rynardt	RSA	23 MAR 1992	1:46.36	1:47.19		
3	75	FERRUGEM Jean	BRA	3 NOV 1987	1:47.83	1:47.83		
4	471	OBEZCHIK Ivan	KAZ	8 FEB 1989	1:49.03			
5	2	GASHI Nimet	ALB	17 AUG 1990	1:55.38			
6	54	STEVENS-CARTY Henry	BER	30 OCT 1992	1:51.71			
7	484	TASHTANBEKOV Kushtarbek	KGZ	6 APR 1992				
8	1273	AL MANDHARI Said	OMA	17 APR 1991				

HEAT 3 Start Time: 11:36


Lane	Bib	Name	Ctry code	Date of Birth	PB	SB	Result	Rank
2	64	AMOS Nijel	BOT	15 MAR 1994				
3	128	ROMANIW Anthony Michael	CAN	15 SEP 1991	1:47.10	1:47.10		
4	924	REPCIK Jozef	SVK	3 AUG 1986	1:44.94	1:51.88		
5	513	GHALIE Ahmad	LIB	1 JAN 1991				
6	913	HOCHSTRASSER Jan	SUI	23 OCT 1988	1:48.69	1:48.69		
7	959	KURALOV Farkhod	TJK	18 MAR 1993	1:49.41			
8	364	CHULLIPARAMBIL MURALEEDHARAN Neeraj	IND	21 MAY 1992				

HEAT 4 Start Time: 11:44

Lane	Bib	Name	Ctry code	Date of Birth	PB	SB	Result	Rank
2	570	ESPARZA PEREZ Jesus Arturo	MEX	26 AUG 1990				
3	154	PEIRANO Alejandro	CHI	1 MAR 1993	1:50.75	1:51.00		
4	52	DILL Shaquille Allen Robert	BER	4 SEP 1993	1:49.06	1:49.38		
5	855	MBENGUE Ibrahima	SEN	2 JAN 1991				
6	206	SOLANO Wilson	CRC	26 NOV 1989				
7	683	VAZQUEZ Wesley	PUR	27 MAR 1994	1:45.29	1:46.58		
8	143	NGOUARI MOUISSI Alex	CGO	16 SEP 1991	1:52.66			

HEAT 5 Start Time: 11:52

Lane	Bib	Name	Ctry code	Date of Birth	PB	SB	Result	Rank
1	1091	SIMAKOV Kiril	RUS	5 MAR 1988	1:47.09	1:47.09		
2	474	CHELIMO Dennis	KEN	5 JUN 1989				
3	428	KAWAMOTO Sho	JPN	1 MAR 1993	1:46.89	1:47.43		
4	9	UHRLE Frederick Charles	ASA	25 SEP 1992				
5	1275	AL BUSAIDI Othman	OMA					
6	482	MOLDOBAEV Erkinbek	KGZ	2 AUG 1992				
7	611	MOMOH Leoman Kazim	NGR	30 MAR 1991	1:47.44	1:47.44		
8	8	HAYRAPETYAN Ashot	ARM	13 FEB 1986	1:50.09			

Timing and Results provided by  **TISSOT**



Start list

Стартовый список


REVISED
10 JUL 10:12

HEAT 6 Start Time: 12:00

Lane	Bib	Name	Ctry code	Date of Birth	PB	SB	Result	Rank
2	937	SVENSSON Johan	SWE	16 MAY 1989	1:47.31	1:49.45		
3	793	NESTEROV Ivan	RUS	10 FEB 1985	1:45.99	1:46.53		
4	684	AHMED ABALLA Jaad	QAT	1 JAN 1992				
5	703	VOROVENCI Cristian	ROU	14 APR 1985	1:47.28	1:49.71		
6	589	SANOGO Balla	MLI	21 APR 1988				
7	145	ADOUM Bawileng	CHA	13 SEP 1986				
8	255	LILLEOJA Kaarel	EST	10 JUL 1985	1:50.49			

Qualification: First 3 in each heat and 6 best performers advance to the Semifinals

Note: Athlete SIMAKOV, K. (RUS) added to Heat 5.

Timing and Results provided by  **TISSOT**



Results
Результаты

REVISED
10 JUL 12:23

UNIVERSIADE RECORD	1:43.44	JUANTORENA Alberto	CUB	Sofia (BUL)	21 AUG 1977
--------------------	---------	--------------------	-----	-------------	-------------

HEAT 1 Start Time: 11:20

Rank	Bib	Name	Ctry code	Date of Birth	Lane	Result
1	350	GUTEMA Emanuel	HUN	9 MAR 1986	4	1:53.46 Q
2	39	VOJTA Andreas	AUT	9 JUN 1989	2	1:54.44 Q
3	526	KOZLOV Vitalij	LTU	5 MAR 1987	8	1:54.80 Q
4	70	MAOTWE Katlego	BOT	29 NOV 1986	5	1:56.13 q
5	958	HAYDAR Dalerjoni	TJK	21 NOV 1991	3	1:58.00
6	198	HERRERA Jesus Antonio	COL	10 AUG 1989	6	2:08.38
	268	VALLER Raimond	EST	9 DEC 1989	7	DNS

Intermediate times: 400m 57.73 39 VOJTA Andreas (AUT)
600m 1:26.62 39 VOJTA Andreas (AUT)

HEAT 2 Start Time: 11:28

Rank	Bib	Name	Ctry code	Date of Birth	Lane	Result
1	75	FERRUGEM Jean	BRA	3 NOV 1987	3	1:53.15 Q
2	731	VAN RENSBURG Rynardt	RSA	23 MAR 1992	2	1:53.94 Q
3	471	OBEZCHIK Ivan	KAZ	8 FEB 1989	4	1:53.96 Q
4	2	GASHI Nimet	ALB	17 AUG 1990	5	1:56.32
5	54	STEVENS-CARTY Henry	BER	30 OCT 1992	6	1:58.27
6	484	TASHTANBEKOV Kushtarbek	KGZ	6 APR 1992	7	1:59.89
7	1273	AL MANDHARI Said	OMA	17 APR 1991	8	2:03.08

Intermediate times: 400m 57.39 75 FERRUGEM Jean (BRA)
600m 1:25.14 75 FERRUGEM Jean (BRA)

HEAT 3 Start Time: 11:36

Rank	Bib	Name	Ctry code	Date of Birth	Lane	Result
1	64	AMOS Nijel	BOT	15 MAR 1994	2	1:51.38 Q
2	128	ROMANIW Anthony Michael	CAN	15 SEP 1991	3	1:51.41 Q
3	924	REPCIK Jozef	SVK	3 AUG 1986	4	1:51.80 Q SB
4	913	HOCHSTRASSER Jan	SUI	23 OCT 1988	6	1:52.07 q
5	959	KURALOV Farkhod	TJK	18 MAR 1993	7	1:55.19 q
6	513	GHALIE Ahmad	LIB	1 JAN 1991	5	1:59.38
7	364	CHULLIPARAMBIL MURALEEDHARAN Neelap	IND	21 MAY 1992	8	2:01.54

Intermediate times: 400m 56.32 959 KURALOV Farkhod (TJK)
600m 1:25.61 128 ROMANIW Anthony Michael (CAN)

HEAT 4 Start Time: 11:44

Rank	Bib	Name	Ctry code	Date of Birth	Lane	Result
1	683	VAZQUEZ Wesley	PUR	27 MAR 1994	7	1:53.27 Q
2	52	DILL Shaquille Allen Robert	BER	4 SEP 1993	4	1:53.56 Q
3	154	PEIRANO Alejandro	CHI	1 MAR 1993	3	1:53.84 Q
4	206	SOLANO Wilson	CRC	26 NOV 1989	6	1:53.84 q
5	855	MBENGUE Ibrahima	SEN	2 JAN 1991	5	2:15.27
	143	NGOUARI MOUISSI Alex	CGO	16 SEP 1991	8	DNS

Intermediate times: 400m 57.08 52 DILL Shaquille Allen Robert (BER)
600m 1:26.01 52 DILL Shaquille Allen Robert (BER)



Results
Результаты

REVISED
10 JUL 12:23

HEAT 5 Start Time: 11:52

Rank	Bib	Name	Ctry code	Date of Birth	Lane	Result	
1	1091	SIMAKOV Kiril	RUS	5 MAR 1988	1	1:50.80	Q
2	428	KAWAMOTO Sho	JPN	1 MAR 1993	3	1:51.15	Q
3	474	CHELIMO Dennis	KEN	5 JUN 1989	2	1:52.01	Q
4	8	HAYRAPETYAN Ashot	ARM	13 FEB 1986	8	1:52.66	q
5	482	MOLDOBAEV Erkinbek	KGZ	2 AUG 1992	6	1:59.25	
6	9	UHRLE Frederick Charles	ASA	25 SEP 1992	4	2:16.27	
	1275	AL BUSAIDI Othman	OMA		5	DQ	R 163.5
	611	MOMOH Leoman Kazim	NGR	30 MAR 1991	7	DNS	

Intermediate times: 400m 54.06 474 CHELIMO Dennis (KEN)
600m 1:22.47 474 CHELIMO Dennis (KEN)

HEAT 6 Start Time: 12:00

Rank	Bib	Name	Ctry code	Date of Birth	Lane	Result	
1	793	NESTEROV Ivan	RUS	10 FEB 1985	3	1:51.76	Q
2	937	SVENSSON Johan	SWE	16 MAY 1989	2	1:52.04	Q
3	703	VOROVENCI Cristian	ROU	14 APR 1985	5	1:52.31	Q
4	684	AHMED ABALLA Jaad	QAT	1 JAN 1992	4	1:55.19	q
5	255	LILLEOJA Kaarel	EST	10 JUL 1985	8	1:59.96	
6	589	SANOGO Balla	MLI	21 APR 1988	6	2:02.89	
	145	ADOUM Bawileng	CHA	13 SEP 1986	7	DQ	R 163.3

Intermediate times: 400m 54.16 937 SVENSSON Johan (SWE)
600m 1:23.08 937 SVENSSON Johan (SWE)

Qualification: First 3 in each heat (Q) and 6 best performers (q) advance to the Semifinals

Weather conditions at the beginning of the 1st heat

Temperature: 23 °C Humidity: 69 % Conditions: Partly cloudy

Note:
IAAF Rule 163.5 - breakline infringement
IAAF Rule 163.3 - lane infringement

Legend
DNF Did not Finish DNS Did not Start DQ Disqualified Q Qualified by place
q Qualified by time SB Season Best

Timing and Results provided by  TISSOT



Results Summary

Итоговые результаты

UNIVERSIADE RECORD	1:43.44	JUANTORENA Alberto	CUB	Sofia (BUL)	21 AUG 1977
--------------------	---------	--------------------	-----	-------------	-------------

Rank	Bib	Name	Ctry code	Date of Birth	Heat	Lane	Position	Time	
1	1091	SIMAKOV Kiril	RUS	5 MAR 1988	5	1	1	1:50.80	Q
2	428	KAWAMOTO Sho	JPN	1 MAR 1993	5	3	2	1:51.15	Q
3	64	AMOS Nijel	BOT	15 MAR 1994	3	2	1	1:51.38	Q
4	128	ROMANIW Anthony Michael	CAN	15 SEP 1991	3	3	2	1:51.41	Q
5	793	NESTEROV Ivan	RUS	10 FEB 1985	6	3	1	1:51.76	Q
6	924	REPCIK Jozef	SVK	3 AUG 1986	3	4	3	1:51.80	Q SB
7	474	CHELIMO Dennis	KEN	5 JUN 1989	5	2	3	1:52.01	Q
8	937	SVENSSON Johan	SWE	16 MAY 1989	6	2	2	1:52.04	Q
9	913	HOCHSTRASSER Jan	SUI	23 OCT 1988	3	6	4	1:52.07	q
10	703	VOROVENCI Cristian	ROU	14 APR 1985	6	5	3	1:52.31	Q
11	8	HAYRAPETYAN Ashot	ARM	13 FEB 1986	5	8	4	1:52.66	q
12	75	FERRUGEM Jean	BRA	3 NOV 1987	2	3	1	1:53.15	Q
13	683	VAZQUEZ Wesley	PUR	27 MAR 1994	4	7	1	1:53.27	Q
14	350	GUTEMA Emanuel	HUN	9 MAR 1986	1	4	1	1:53.46	Q
15	52	DILL Shaquille Allen Robert	BER	4 SEP 1993	4	4	2	1:53.56	Q
16	154	PEIRANO Alejandro	CHI	1 MAR 1993	4	3	3	1:53.84	Q
17	206	SOLANO Wilson	CRC	26 NOV 1989	4	6	4	1:53.84	q
18	731	VAN RENSBURG Rynardt	RSA	23 MAR 1992	2	2	2	1:53.94	Q
19	471	OBEZCHIK Ivan	KAZ	8 FEB 1989	2	4	3	1:53.96	Q
20	39	VOJTA Andreas	AUT	9 JUN 1989	1	2	2	1:54.44	Q
21	526	KOZLOV Vitalij	LTU	5 MAR 1987	1	8	3	1:54.80	Q
22	684	AHMED ABALLA Jaad	QAT	1 JAN 1992	6	4	4	1:55.19	q
22	959	KURALOV Farkhod	TJK	18 MAR 1993	3	7	5	1:55.19	q
24	70	MAOTWE Katlego	BOT	29 NOV 1986	1	5	4	1:56.13	q
25	2	GASHI Nimet	ALB	17 AUG 1990	2	5	4	1:56.32	
26	958	HAYDAR Dalerjoni	TJK	21 NOV 1991	1	3	5	1:58.00	
27	54	STEVENS-CARTY Henry	BER	30 OCT 1992	2	6	5	1:58.27	
28	482	MOLDOBAEV Erkinbek	KGZ	2 AUG 1992	5	6	5	1:59.25	
29	513	GHALIE Ahmad	LIB	1 JAN 1991	3	5	6	1:59.38	
30	484	TASHTANBEKOV Kushtarbek	KGZ	6 APR 1992	2	7	6	1:59.89	
31	255	LILLEOJA Kaarel	EST	10 JUL 1985	6	8	5	1:59.96	
32	364	CHULLIPARAMBIL M. Neeraj	IND	21 MAY 1992	3	8	7	2:01.54	
33	589	SANOGO Balla	MLI	21 APR 1988	6	6	6	2:02.89	
34	1273	AL MANDHARI Said	OMA	17 APR 1991	2	8	7	2:03.08	
35	198	HERRERA Jesus Antonio	COL	10 AUG 1989	1	6	6	2:08.38	
36	855	MBENGUE Ibrahima	SEN	2 JAN 1991	4	5	5	2:15.27	
37	9	UHRLE Frederick Charles	ASA	25 SEP 1992	5	4	6	2:16.27	
	145	ADOUM Bawileng	CHA	13 SEP 1986	6	7	7	DQ	R 163.3
	1275	AL BUSAIDI Othman	OMA		5	5		DQ	R 163.5
	611	MOMOH Leoman Kazim	NGR	30 MAR 1991	5	7		DNS	
	143	NGOUARI MOUISSI Alex	CGO	16 SEP 1991	4	8		DNS	
	268	VALLER Raimond	EST	9 DEC 1989	1	7		DNS	

Qualification: First 3 in each heat (Q) and 6 best performers (q) advance to the Semifinals

Note:
IAAF Rule 163.5 - breakline infringement
IAAF Rule 163.3 - lane infringement
These athletes are sorted on performance.

Legend
DNF Did not Finish DNS Did not Start DQ Disqualified Q Qualified by place
q qualified by time SB Season Best

Timing and Results provided by  TISSOT



Start list

Стартовый список

UNIVERSIADE RECORD	1:43.44	JUANTORENA Alberto	CUB	Sofia (BUL)	21 AUG 1977
--------------------	---------	--------------------	-----	-------------	-------------

Lane	Bib	Name	Ctry code	Date of Birth	PB	SB	Result	Rank
2	39	VOJTA Andreas	AUT	9 JUN 1989	1:46.59	1:46.59		
3	958	HAYDAR Dalerjoni	TJK	21 NOV 1991				
4	350	GUTEMA Emanuel	HUN	9 MAR 1986	1:48.75	1:48.75		
5	70	MAOTWE Katlego	BOT	29 NOV 1986				
6	198	HERRERA Jesus Antonio	COL	10 AUG 1989				
7	268	VALLER Raimond	EST	9 DEC 1989	1:51.06	1:51.06		
8	526	KOZLOV Vitalij	LTU	5 MAR 1987	1:46.58			

Qualification: First 3 in each heat and 6 best performers advance to the Semifinals



Results

Результаты

UNIVERSIADE RECORD	1:43.44	JUANTORENA Alberto	CUB	Sofia (BUL)	21 AUG 1977
--------------------	---------	--------------------	-----	-------------	-------------

Rank	Bib	Name	Ctry code	Date of Birth	Lane	Result
1	350	GUTEMA Emanuel	HUN	9 MAR 1986	4	1:53.46 Q
2	39	VOJTA Andreas	AUT	9 JUN 1989	2	1:54.44 Q
3	526	KOZLOV Vitalij	LTU	5 MAR 1987	8	1:54.80 Q
4	70	MAOTWE Katlego	BOT	29 NOV 1986	5	1:56.13
5	958	HAYDAR Dalerjoni	TJK	21 NOV 1991	3	1:58.00
6	198	HERRERA Jesus Antonio	COL	10 AUG 1989	6	2:08.38
	268	VALLER Raimond	EST	9 DEC 1989	7	DNS

Qualification: First 3 in each heat (Q) and 6 best performers (q) advance to the Semifinals

Intermediate times:


400m	57.73	39 VOJTA Andreas (AUT)
600m	1:26.62	39 VOJTA Andreas (AUT)

Weather conditions

Temperature: 23 °C Humidity: 69 % Conditions: Partly cloudy

Legend

DNS Did not Start Q Qualified by place

Timing and Results provided by  TISSOT



Start list

Стартовый список

UNIVERSIADE RECORD	1:43.44	JUANTORENA Alberto	CUB	Sofia (BUL)	21 AUG 1977
--------------------	---------	--------------------	-----	-------------	-------------

Lane	Bib	Name	Ctry code	Date of Birth	PB	SB	Result	Rank
2	731	VAN RENSBURG Rynardt	RSA	23 MAR 1992	1:46.36	1:47.19		
3	75	FERRUGEM Jean	BRA	3 NOV 1987	1:47.83	1:47.83		
4	471	OBEZCHIK Ivan	KAZ	8 FEB 1989	1:49.03			
5	2	GASHI Nimet	ALB	17 AUG 1990	1:55.38			
6	54	STEVENS-CARTY Henry	BER	30 OCT 1992	1:51.71			
7	484	TASHTANBEKOV Kushtarbek	KGZ	6 APR 1992				
8	1273	AL MANDHARI Said	OMA	17 APR 1991				

Qualification: First 3 in each heat and 6 best performers advance to the Semifinals



Results

Результаты

UNIVERSIADE RECORD	1:43.44	JUANTORENA Alberto	CUB	Sofia (BUL)	21 AUG 1977
--------------------	---------	--------------------	-----	-------------	-------------

Rank	Bib	Name	Ctry code	Date of Birth	Lane	Result
1	75	FERRUGEM Jean	BRA	3 NOV 1987	3	1:53.15 Q
2	731	VAN RENSBURG Rynardt	RSA	23 MAR 1992	2	1:53.94 Q
3	471	OBEZCHIK Ivan	KAZ	8 FEB 1989	4	1:53.96 Q
4	2	GASHI Nimet	ALB	17 AUG 1990	5	1:56.32
5	54	STEVENS-CARTY Henry	BER	30 OCT 1992	6	1:58.27
6	484	TASHTANBEKOV Kushtarbek	KGZ	6 APR 1992	7	1:59.89
7	1273	AL MANDHARI Said	OMA	17 APR 1991	8	2:03.08

Qualification: First 3 in each heat (Q) and 6 best performers (q) advance to the Semifinals

Intermediate times:

400m	57.39	75 FERRUGEM Jean (BRA)
600m	1:25.14	75 FERRUGEM Jean (BRA)

Weather conditions

Temperature: 23 °C Humidity: 69 % Conditions: Partly cloudy

Legend

Q Qualified by place

Timing and Results provided by  TISSOT



Start list

Стартовый список

UNIVERSIADE RECORD	1:43.44	JUANTORENA Alberto	CUB	Sofia (BUL)	21 AUG 1977
--------------------	---------	--------------------	-----	-------------	-------------

Lane	Bib	Name	Ctry code	Date of Birth	PB	SB	Result	Rank
2	64	AMOS Nijel	BOT	15 MAR 1994				
3	128	ROMANIW Anthony Michael	CAN	15 SEP 1991	1:47.10	1:47.10		
4	924	REPCIK Jozef	SVK	3 AUG 1986	1:44.94	1:51.88		
5	513	GHALIE Ahmad	LIB	1 JAN 1991				
6	913	HOCHSTRASSER Jan	SUI	23 OCT 1988	1:48.69	1:48.69		
7	959	KURALOV Farkhod	TJK	18 MAR 1993	1:49.41			
8	364	CHULLIPARAMBIL MURALEEDHARAN Neeraj	IND	21 MAY 1992				

Qualification: First 3 in each heat and 6 best performers advance to the Semifinals



Results

Результаты

UNIVERSIADE RECORD	1:43.44	JUANTORENA Alberto	CUB	Sofia (BUL)	21 AUG 1977
--------------------	---------	--------------------	-----	-------------	-------------

Rank	Bib	Name	Ctry code	Date of Birth	Lane	Result	
1	64	AMOS Nijel	BOT	15 MAR 1994	2	1:51.38	Q
2	128	ROMANIW Anthony Michael	CAN	15 SEP 1991	3	1:51.41	Q
3	924	REPCIK Jozef	SVK	3 AUG 1986	4	1:51.80	Q SB
4	913	HOCHSTRASSER Jan	SUI	23 OCT 1988	6	1:52.07	
5	959	KURALOV Farkhod	TJK	18 MAR 1993	7	1:55.19	
6	513	GHALIE Ahmad	LIB	1 JAN 1991	5	1:59.38	
7	364	CHULLIPARAMBIL MURALEEDHARAN Neeraj	IND	21 MAY 1992	8	2:01.54	

Qualification: First 3 in each heat (Q) and 6 best performers (q) advance to the Semifinals

Intermediate times:


400m	56.32	959	KURALOV Farkhod (TJK)
600m	1:25.61	128	ROMANIW Anthony Michael (CAN)

Weather conditions

Temperature: 23 °C Humidity: 69 % Conditions: Partly cloudy

Legend

Q Qualified by place SB Season Best

Timing and Results provided by  **TISSOT**



Start list

Стартовый список

UNIVERSIADE RECORD	1:43.44	JUANTORENA Alberto	CUB	Sofia (BUL)	21 AUG 1977
--------------------	---------	--------------------	-----	-------------	-------------

Lane	Bib	Name	Ctry code	Date of Birth	PB	SB	Result	Rank
2	570	ESPARZA PEREZ Jesus Arturo	MEX	26 AUG 1990				
3	154	PEIRANO Alejandro	CHI	1 MAR 1993	1:50.75	1:51.00		
4	52	DILL Shaquille Allen Robert	BER	4 SEP 1993	1:49.06	1:49.38		
5	855	MBENGUE Ibrahima	SEN	2 JAN 1991				
6	206	SOLANO Wilson	CRC	26 NOV 1989				
7	683	VAZQUEZ Wesley	PUR	27 MAR 1994	1:45.29	1:46.58		
8	143	NGOUARI MOUISSI Alex	CGO	16 SEP 1991	1:52.66			

Qualification: First 3 in each heat and 6 best performers advance to the Semifinals



Results

Результаты

UNIVERSIADE RECORD	1:43.44	JUANTORENA Alberto	CUB	Sofia (BUL)	21 AUG 1977
--------------------	---------	--------------------	-----	-------------	-------------

Rank	Bib	Name	Ctry code	Date of Birth	Lane	Result
1	683	VAZQUEZ Wesley	PUR	27 MAR 1994	7	1:53.27 Q
2	52	DILL Shaquille Allen Robert	BER	4 SEP 1993	4	1:53.56 Q
3	154	PEIRANO Alejandro	CHI	1 MAR 1993	3	1:53.84 Q
4	206	SOLANO Wilson	CRC	26 NOV 1989	6	1:53.84
5	855	MBENGUE Ibrahima	SEN	2 JAN 1991	5	2:15.27
	143	NGOUARI MOUISSI Alex	CGO	16 SEP 1991	8	DNS

Qualification: First 3 in each heat (Q) and 6 best performers (q) advance to the Semifinals

Intermediate times:	400m	57.08	52	DILL Shaquille Allen Robert (BER)
	600m	1:26.01	52	DILL Shaquille Allen Robert (BER)

Weather conditions

Temperature: 23 °C Humidity: 69 % Conditions: Partly cloudy

Legend

DNS Did not Start Q Qualified by place

Timing and Results provided by  TISSOT



Start list

Стартовый список


REVISED
10 JUL 10:09

UNIVERSIADE RECORD	1:43.44	JUANTORENA Alberto	CUB	Sofia (BUL)	21 AUG 1977
--------------------	---------	--------------------	-----	-------------	-------------

Lane	Bib	Name	Ctry code	Date of Birth	PB	SB	Result	Rank
1	1091	SIMAKOV Kiril	RUS	5 MAR 1988	1:47.09	1:47.09		
2	474	CHELIMO Dennis	KEN	5 JUN 1989				
3	428	KAWAMOTO Sho	JPN	1 MAR 1993	1:46.89	1:47.43		
4	9	UHRLE Frederick Charles	ASA	25 SEP 1992				
5	1275	AL BUSAIDI Othman	OMA					
6	482	MOLDOBAEV Erkinbek	KGZ	2 AUG 1992				
7	611	MOMOH Leoman Kazim	NGR	30 MAR 1991	1:47.44	1:47.44		
8	8	HAYRAPETYAN Ashot	ARM	13 FEB 1986	1:50.09			

Qualification: First 3 in each heat and 6 best performers advance to the Semifinals

Note:
Athlete SIMAKOV, K. (RUS) added.

Timing and Results provided by  **TISSOT**



Results
Результаты

REVISED
10 JUL 12:20

UNIVERSIADE RECORD	1:43.44	JUANTORENA Alberto	CUB	Sofia (BUL)	21 AUG 1977
--------------------	---------	--------------------	-----	-------------	-------------

Rank	Bib	Name	Ctry code	Date of Birth	Lane	Result
1	1091	SIMAKOV Kiril	RUS	5 MAR 1988	1	1:50.80 Q
2	428	KAWAMOTO Sho	JPN	1 MAR 1993	3	1:51.15 Q
3	474	CHELIMO Dennis	KEN	5 JUN 1989	2	1:52.01 Q
4	8	HAYRAPETYAN Ashot	ARM	13 FEB 1986	8	1:52.66 q
5	482	MOLDOBAEV Erkinbek	KGZ	2 AUG 1992	6	1:59.25
6	9	UHRLE Frederick Charles	ASA	25 SEP 1992	4	2:16.27
	1275	AL BUSAIDI Othman	OMA		5	DQ R 163.5
	611	MOMOH Leoman Kazim	NGR	30 MAR 1991	7	DNS

Qualification: First 3 in each heat (Q) and 6 best performers (q) advance to the Semifinals


Intermediate times:	400m	54.06	474 CHELIMO Dennis (KEN)
	600m	1:22.47	474 CHELIMO Dennis (KEN)

Weather conditions

Temperature: 23 °C Humidity: 69 % Conditions: Partly cloudy

Note:
IAAF Rule 163.5 - breakline infringement

Legend
DNS Did not Start DQ Disqualified Q Qualified by place q Qualified by time

Timing and Results provided by  **TISSOT**



Start list

Стартовый список

UNIVERSIADE RECORD	1:43.44	JUANTORENA Alberto	CUB	Sofia (BUL)	21 AUG 1977
--------------------	---------	--------------------	-----	-------------	-------------

Lane	Bib	Name	Ctry code	Date of Birth	PB	SB	Result	Rank
2	937	SVENSSON Johan	SWE	16 MAY 1989	1:47.31	1:49.45		
3	793	NESTEROV Ivan	RUS	10 FEB 1985	1:45.99	1:46.53		
4	684	AHMED ABALLA Jaad	QAT	1 JAN 1992				
5	703	VOROVENCI Cristian	ROU	14 APR 1985	1:47.28	1:49.71		
6	589	SANOGO Balla	MLI	21 APR 1988				
7	145	ADOUM Bawileng	CHA	13 SEP 1986				
8	255	LILLEOJA Kaarel	EST	10 JUL 1985	1:50.49			

Qualification: First 3 in each heat and 6 best performers advance to the Semifinals



Results
Результаты

REVISED
10 JUL 12:17

UNIVERSIADE RECORD	1:43.44	JUANTORENA Alberto	CUB	Sofia (BUL)	21 AUG 1977
--------------------	---------	--------------------	-----	-------------	-------------

Rank	Bib	Name	Ctry code	Date of Birth	Lane	Result
1	793	NESTEROV Ivan	RUS	10 FEB 1985	3	1:51.76 Q
2	937	SVENSSON Johan	SWE	16 MAY 1989	2	1:52.04 Q
3	703	VOROVENCI Cristian	ROU	14 APR 1985	5	1:52.31 Q
4	684	AHMED ABALLA Jaad	QAT	1 JAN 1992	4	1:55.19 q
5	255	LILLEOJA Kaarel	EST	10 JUL 1985	8	1:59.96
6	589	SANOGO Balla	MLI	21 APR 1988	6	2:02.89
	145	ADOUM Bawileng	CHA	13 SEP 1986	7	DQ R 163.3

Qualification: First 3 in each heat (Q) and 6 best performers (q) advance to the Semifinals

Intermediate times:	400m	54.16	937	SVENSSON Johan (SWE)
	600m	1:23.08	937	SVENSSON Johan (SWE)

Weather conditions

Temperature: 23 °C Humidity: 69 % Conditions: Partly cloudy

Note:
IAAF Rule 163.3 - lane infringement

Legend
DQ Disqualified Q Qualified by place q Qualified by time

Timing and Results provided by  **TISSOT**



Result Book

27th Summer Universiade in Kazan 2013



Athletics

Men's 800m Semifinals





Start list

Стартовый список

UNIVERSIADE RECORD	1:43.44	JUANTORENA Alberto	CUB	Sofia (BUL)	21 AUG 1977
---------------------------	----------------	---------------------------	-----	-------------	-------------

SEMIFINAL 1 Start Time: 19:25

Lane	Bib	Name	Ctry code	Date of Birth	PB	SB	Result	Rank
1	52	DILL Shaquille Allen Robert	BER	4 SEP 1993	1:49.06	1:49.38		
2	154	PEIRANO Alejandro	CHI	1 MAR 1993	1:50.75	1:51.00		
3	683	VAZQUEZ Wesley	PUR	27 MAR 1994	1:45.29	1:46.58		
4	8	HAYRAPETYAN Ashot	ARM	13 FEB 1986	1:50.09			
5	471	OBEZCHIK Ivan	KAZ	8 FEB 1989	1:49.03			
6	526	KOZLOV Vitalij	LTU	5 MAR 1987	1:46.58			
7	75	FERRUGEM Jean	BRA	3 NOV 1987	1:47.83	1:47.83		
8	128	ROMANIW Anthony Michael	CAN	15 SEP 1991	1:47.10	1:47.10		

SEMIFINAL 2 Start Time: 19:31

Lane	Bib	Name	Ctry code	Date of Birth	PB	SB	Result	Rank
1	350	GUTEMA Emanuel	HUN	9 MAR 1986	1:48.75	1:48.75		
2	924	REPCIK Jozef	SVK	3 AUG 1986	1:44.94	1:51.80		
3	39	VOJTA Andreas	AUT	9 JUN 1989	1:46.59	1:46.59		
4	206	SOLANO Wilson	CRC	26 NOV 1989				
5	684	AHMED ABALLA Jaad	QAT	1 JAN 1992				
6	70	MAOTWE Katlego	BOT	29 NOV 1986				
7	1091	SIMAKOV Kiril	RUS	5 MAR 1988	1:47.09	1:47.09		
8	913	HOCHSTRASSER Jan	SUI	23 OCT 1988	1:48.69	1:48.69		

SEMIFINAL 3 Start Time: 19:37

Lane	Bib	Name	Ctry code	Date of Birth	PB	SB	Result	Rank
1	703	VOROVENCI Cristian	ROU	14 APR 1985	1:47.28	1:49.71		
2	937	SVENSSON Johan	SWE	16 MAY 1989	1:47.31	1:49.45		
3	64	AMOS Nijel	BOT	15 MAR 1994				
4	793	NESTEROV Ivan	RUS	10 FEB 1985	1:45.99	1:46.53		
5	959	KURALOV Farkhod	TJK	18 MAR 1993	1:49.41			
6	474	CHELIMO Dennis	KEN	5 JUN 1989				
7	731	VAN RENSBURG Rynardt	RSA	23 MAR 1992	1:46.36	1:47.19		
8	428	KAWAMOTO Sho	JPN	1 MAR 1993	1:46.89	1:47.43		

Qualification: First 2 in each heat and 2 best performers advance to the Final



Results

Результаты

UNIVERSIADE RECORD	1:43.44	JUANTORENA Alberto	CUB	Sofia (BUL)	21 AUG 1977
--------------------	---------	--------------------	-----	-------------	-------------

SEMIFINAL 1 Start Time: 19:25

Rank	Bib	Name	Ctry code	Date of Birth	Lane	Result
1	128	ROMANIW Anthony Michael	CAN	15 SEP 1991	8	1:47.44 Q
2	683	VAZQUEZ Wesley	PUR	27 MAR 1994	3	1:47.56 Q
3	52	DILL Shaquille Allen Robert	BER	4 SEP 1993	1	1:47.76 q PB
4	471	OBEZCHIK Ivan	KAZ	8 FEB 1989	5	1:48.49 PB
5	154	PEIRANO Alejandro	CHI	1 MAR 1993	2	1:49.19 PB
6	75	FERRUGEM Jean	BRA	3 NOV 1987	7	1:50.16
7	8	HAYRAPETYAN Ashot	ARM	13 FEB 1986	4	1:50.73
8	526	KOZLOV Vitalij	LTU	5 MAR 1987	6	1:53.48

Intermediate times:

400m	51.27	128 ROMANIW Anthony Michael (CAN)
600m	1:18.07	128 ROMANIW Anthony Michael (CAN)

SEMIFINAL 2 Start Time: 19:31

Rank	Bib	Name	Ctry code	Date of Birth	Lane	Result
1	924	REPCIK Jozef	SVK	3 AUG 1986	2	1:49.75 Q SB
2	39	VOJTA Andreas	AUT	9 JUN 1989	3	1:49.85 Q
3	1091	SIMAKOV Kiril	RUS	5 MAR 1988	7	1:50.15
4	913	HOCHSTRASSER Jan	SUI	23 OCT 1988	8	1:50.44
5	350	GUTEMA Emanuel	HUN	9 MAR 1986	1	1:51.09
6	206	SOLANO Wilson	CRC	26 NOV 1989	4	1:54.22
7	684	AHMED ABALLA Jaad	QAT	1 JAN 1992	5	2:02.24
	70	MAOTWE Katlego	BOT	29 NOV 1986	6	DQ R 163.3

Intermediate times:

400m	54.55	39 VOJTA Andreas (AUT)
600m	1:23.10	39 VOJTA Andreas (AUT)

SEMIFINAL 3 Start Time: 19:37

Rank	Bib	Name	Ctry code	Date of Birth	Lane	Result
1	64	AMOS Nijel	BOT	15 MAR 1994	3	1:48.00 Q
2	793	NESTEROV Ivan	RUS	10 FEB 1985	4	1:48.04 Q
3	731	VAN RENSBURG Rynardt	RSA	23 MAR 1992	7	1:48.35 q
4	428	KAWAMOTO Sho	JPN	1 MAR 1993	8	1:48.56
5	703	VOROVENCI Cristian	ROU	14 APR 1985	1	1:48.73 SB
6	937	SVENSSON Johan	SWE	16 MAY 1989	2	1:50.16
7	474	CHELIMO Dennis	KEN	5 JUN 1989	6	1:50.61
8	959	KURALOV Farkhod	TJK	18 MAR 1993	5	1:53.02

Intermediate times:

400m	53.37	731 VAN RENSBURG Rynardt (RSA)
600m	1:20.71	731 VAN RENSBURG Rynardt (RSA)

Qualification: First 2 in each heat (Q) and 2 best performers (q) advance to the Final

Weather conditions at the beginning of the 1st heat

Temperature: 26 °C Humidity: 47 % Conditions: Partly cloudy

Note:
IAAF Rule 163.3 - lane infringement

Legend
DNF Did not Finish DQ Disqualified PB Personal Best Q Qualified by place
q Qualified by time SB Season Best

Timing and Results provided by  TISSOT



Results Summary

Итоговые результаты

UNIVERSIADE RECORD	1:43.44	JUANTORENA Alberto	CUB	Sofia (BUL)	21 AUG 1977
--------------------	---------	--------------------	-----	-------------	-------------

Rank	Bib	Name	Ctry code	Date of Birth	Heat	Lane	Position	Time	
1	128	ROMANIW Anthony Michael	CAN	15 SEP 1991	1	8	1	1:47.44	Q
2	683	VAZQUEZ Wesley	PUR	27 MAR 1994	1	3	2	1:47.56	Q
3	52	DILL Shaquille Allen Robert	BER	4 SEP 1993	1	1	3	1:47.76	q PB
4	64	AMOS Nijel	BOT	15 MAR 1994	3	3	1	1:48.00	Q
5	793	NESTEROV Ivan	RUS	10 FEB 1985	3	4	2	1:48.04	Q
6	731	VAN RENSBURG Rynardt	RSA	23 MAR 1992	3	7	3	1:48.35	q
7	471	OBEZCHIK Ivan	KAZ	8 FEB 1989	1	5	4	1:48.49	PB
8	428	KAWAMOTO Sho	JPN	1 MAR 1993	3	8	4	1:48.56	
9	703	VOROVENCI Cristian	ROU	14 APR 1985	3	1	5	1:48.73	SB
10	154	PEIRANO Alejandro	CHI	1 MAR 1993	1	2	5	1:49.19	PB
11	924	REPCIK Jozef	SVK	3 AUG 1986	2	2	1	1:49.75	Q SB
12	39	VOJTA Andreas	AUT	9 JUN 1989	2	3	2	1:49.85	Q
13	1091	SIMAKOV Kiril	RUS	5 MAR 1988	2	7	3	1:50.15	
14	75	FERRUGEM Jean	BRA	3 NOV 1987	1	7	6	1:50.16	
14	937	SVENSSON Johan	SWE	16 MAY 1989	3	2	6	1:50.16	
16	913	HOCHSTRASSER Jan	SUI	23 OCT 1988	2	8	4	1:50.44	
17	474	CHELIMO Dennis	KEN	5 JUN 1989	3	6	7	1:50.61	
18	8	HAYRAPETYAN Ashot	ARM	13 FEB 1986	1	4	7	1:50.73	
19	350	GUTEMA Emanuel	HUN	9 MAR 1986	2	1	5	1:51.09	
20	959	KURALOV Farkhod	TJK	18 MAR 1993	3	5	8	1:53.02	
21	526	KOZLOV Vitalij	LTU	5 MAR 1987	1	6	8	1:53.48	
22	206	SOLANO Wilson	CRC	26 NOV 1989	2	4	6	1:54.22	
23	684	AHMED ABALLA Jaad	QAT	1 JAN 1992	2	5	7	2:02.24	
	70	MAOTWE Katlego	BOT	29 NOV 1986	2	6		DQ	R 163.3

Qualification: First 2 in each heat (Q) and 2 best performers (q) advance to the Final

Note:
IAAF Rule 163.3 - lane infringement
These athletes are sorted on performance.

Legend
DNF Did not Finish
q qualified by time
DQ Disqualified
SB Season Best
PB Personal Best
Q Qualified by place

Timing and Results provided by  TISSOT



Start list

Стартовый список

UNIVERSIADE RECORD	1:43.44	JUANTORENA Alberto	CUB	Sofia (BUL)	21 AUG 1977
--------------------	---------	--------------------	-----	-------------	-------------

Lane	Bib	Name	Ctry code	Date of Birth	PB	SB	Result	Rank
1	52	DILL Shaquille Allen Robert	BER	4 SEP 1993	1:49.06	1:49.38		
2	154	PEIRANO Alejandro	CHI	1 MAR 1993	1:50.75	1:51.00		
3	683	VAZQUEZ Wesley	PUR	27 MAR 1994	1:45.29	1:46.58		
4	8	HAYRAPETYAN Ashot	ARM	13 FEB 1986	1:50.09			
5	471	OBEZCHIK Ivan	KAZ	8 FEB 1989	1:49.03			
6	526	KOZLOV Vitalij	LTU	5 MAR 1987	1:46.58			
7	75	FERRUGEM Jean	BRA	3 NOV 1987	1:47.83	1:47.83		
8	128	ROMANIW Anthony Michael	CAN	15 SEP 1991	1:47.10	1:47.10		

Qualification: First 2 in each heat and 2 best performers advance to the Final



Results

Результаты

UNIVERSIADE RECORD	1:43.44	JUANTORENA Alberto	CUB	Sofia (BUL)	21 AUG 1977
--------------------	---------	--------------------	-----	-------------	-------------

Rank	Bib	Name	Ctry code	Date of Birth	Lane	Result	
1	128	ROMANIW Anthony Michael	CAN	15 SEP 1991	8	1:47.44	Q
2	683	VAZQUEZ Wesley	PUR	27 MAR 1994	3	1:47.56	Q
3	52	DILL Shaquille Allen Robert	BER	4 SEP 1993	1	1:47.76	PB
4	471	OBEZCHIK Ivan	KAZ	8 FEB 1989	5	1:48.49	PB
5	154	PEIRANO Alejandro	CHI	1 MAR 1993	2	1:49.19	PB
6	75	FERRUGEM Jean	BRA	3 NOV 1987	7	1:50.16	
7	8	HAYRAPETYAN Ashot	ARM	13 FEB 1986	4	1:50.73	
8	526	KOZLOV Vitalij	LTU	5 MAR 1987	6	1:53.48	

Qualification: First 2 in each heat (Q) and 2 best performers (q) advance to the Final


Intermediate times:	400m	51.27	128	ROMANIW Anthony Michael (CAN)
	600m	1:18.07	128	ROMANIW Anthony Michael (CAN)

Weather conditions

Temperature: 26 °C Humidity: 47 % Conditions: Partly cloudy

Legend

PB Personal Best **Q** Qualified by place

Timing and Results provided by  **TISSOT**



Start list

Стартовый список

UNIVERSIADE RECORD	1:43.44	JUANTORENA Alberto	CUB	Sofia (BUL)	21 AUG 1977
--------------------	---------	--------------------	-----	-------------	-------------

Lane	Bib	Name	Ctry code	Date of Birth	PB	SB	Result	Rank
1	350	GUTEMA Emanuel	HUN	9 MAR 1986	1:48.75	1:48.75		
2	924	REPCIK Jozef	SVK	3 AUG 1986	1:44.94	1:51.80		
3	39	VOJTA Andreas	AUT	9 JUN 1989	1:46.59	1:46.59		
4	206	SOLANO Wilson	CRC	26 NOV 1989				
5	684	AHMED ABALLA Jaad	QAT	1 JAN 1992				
6	70	MAOTWE Katlego	BOT	29 NOV 1986				
7	1091	SIMAKOV Kiril	RUS	5 MAR 1988	1:47.09	1:47.09		
8	913	HOCHSTRASSER Jan	SUI	23 OCT 1988	1:48.69	1:48.69		

Qualification: First 2 in each heat and 2 best performers advance to the Final



Results
Результаты

REVISED
11 JUL 19:41

UNIVERSIADE RECORD	1:43.44	JUANTORENA Alberto	CUB	Sofia (BUL)	21 AUG 1977
--------------------	---------	--------------------	-----	-------------	-------------

Rank	Bib	Name	Ctry code	Date of Birth	Lane	Result	
1	924	REPCIK Jozef	SVK	3 AUG 1986	2	1:49.75	Q SB
2	39	VOJTA Andreas	AUT	9 JUN 1989	3	1:49.85	Q
3	1091	SIMAKOV Kiril	RUS	5 MAR 1988	7	1:50.15	
4	913	HOCHSTRASSER Jan	SUI	23 OCT 1988	8	1:50.44	
5	350	GUTEMA Emanuel	HUN	9 MAR 1986	1	1:51.09	
6	206	SOLANO Wilson	CRC	26 NOV 1989	4	1:54.22	
7	684	AHMED ABALLA Jaad	QAT	1 JAN 1992	5	2:02.24	
	70	MAOTWE Katlego	BOT	29 NOV 1986	6	DQ	R 163.3

Qualification: First 2 in each heat (Q) and 2 best performers (q) advance to the Final

Intermediate times:	400m	54.55	39	VOJTA Andreas (AUT)
	600m	1:23.10	39	VOJTA Andreas (AUT)

Weather conditions

Temperature: 26 °C Humidity: 47 % Conditions: Partly cloudy

Note:
IAAF Rule 163.3 - lane infringement

Legend
DQ Disqualified Q Qualified by place SB Season Best

Timing and Results provided by  TISSOT



Start list

Стартовый список

UNIVERSIADE RECORD	1:43.44	JUANTORENA Alberto	CUB	Sofia (BUL)	21 AUG 1977
---------------------------	----------------	---------------------------	-----	-------------	-------------

Lane	Bib	Name	Ctry code	Date of Birth	PB	SB	Result	Rank
1	703	VOROVENCI Cristian	ROU	14 APR 1985	1:47.28	1:49.71		
2	937	SVENSSON Johan	SWE	16 MAY 1989	1:47.31	1:49.45		
3	64	AMOS Nijel	BOT	15 MAR 1994				
4	793	NESTEROV Ivan	RUS	10 FEB 1985	1:45.99	1:46.53		
5	959	KURALOV Farkhod	TJK	18 MAR 1993	1:49.41			
6	474	CHELIMO Dennis	KEN	5 JUN 1989				
7	731	VAN RENSBURG Rynardt	RSA	23 MAR 1992	1:46.36	1:47.19		
8	428	KAWAMOTO Sho	JPN	1 MAR 1993	1:46.89	1:47.43		

Qualification: First 2 in each heat and 2 best performers advance to the Final



Results

Результаты

UNIVERSIADE RECORD	1:43.44	JUANTORENA Alberto	CUB	Sofia (BUL)	21 AUG 1977
---------------------------	----------------	---------------------------	-----	-------------	-------------

Rank	Bib	Name	Ctry code	Date of Birth	Lane	Result
1	64	AMOS Nijel	BOT	15 MAR 1994	3	1:48.00 Q
2	793	NESTEROV Ivan	RUS	10 FEB 1985	4	1:48.04 Q
3	731	VAN RENSBURG Rynardt	RSA	23 MAR 1992	7	1:48.35 q
4	428	KAWAMOTO Sho	JPN	1 MAR 1993	8	1:48.56
5	703	VOROVENCI Cristian	ROU	14 APR 1985	1	1:48.73 SB
6	937	SVENSSON Johan	SWE	16 MAY 1989	2	1:50.16
7	474	CHELIMO Dennis	KEN	5 JUN 1989	6	1:50.61
8	959	KURALOV Farkhod	TJK	18 MAR 1993	5	1:53.02

Qualification: First 2 in each heat (Q) and 2 best performers (q) advance to the Final

Intermediate times:

400m	53.37	731	VAN RENSBURG Rynardt (RSA)
600m	1:20.71	731	VAN RENSBURG Rynardt (RSA)

Weather conditions

Temperature: 26 °C Humidity: 47 % Conditions: Partly cloudy

Legend

Q Qualified by place q Qualified by time SB Season Best

Timing and Results provided by  **TISSOT**



Result Book

27th Summer Universiade in Kazan 2013



Athletics

Men's 800m Final





Start list

Стартовый список

UNIVERSIADE RECORD	1:43.44	JUANTORENA Alberto	CUB	Sofia (BUL)	21 AUG 1977
--------------------	---------	--------------------	-----	-------------	-------------

Lane	Bib	Name	Ctry code	Date of Birth	PB	SB	Result	Rank
1	924	REPCIK Jozef	SVK	3 AUG 1986	1:44.94	1:49.75		
2	52	DILL Shaquille Allen Robert	BER	4 SEP 1993	1:47.76	1:47.76		
3	793	NESTEROV Ivan	RUS	10 FEB 1985	1:45.99	1:46.53		
4	39	VOJTA Andreas	AUT	9 JUN 1989	1:46.59	1:46.59		
5	64	AMOS Nijel	BOT	15 MAR 1994	1:41.73	1:44.71		
6	683	VAZQUEZ Wesley	PUR	27 MAR 1994	1:45.29	1:46.58		
7	731	VAN RENSBURG Rynardt	RSA	23 MAR 1992	1:46.36	1:47.19		
8	128	ROMANIW Anthony Michael	CAN	15 SEP 1991	1:47.10	1:47.10		

All Time Best Performers

1:40.91	RUDISHA David	KEN	London (GBR)	9 AUG 2012
1:41.11	KIPKETER Wilson	DEN	Köln (GER)	24 AUG 1997
1:41.73	COE Sebastian	GBR	Firenze (ITA)	10 JUN 1981
1:41.73	AMOS Nijel	BOT	London (GBR)	9 AUG 2012
1:41.77	CRUZ Joaquim	BRA	Köln (GER)	26 AUG 1984
1:42.23	KAKI Abubaker	SUD	Oslo (NOR)	4 JUN 2010
1:42.28	KOSKEI Sammy	KEN	Köln (GER)	26 AUG 1984
1:42.34	BUNGEI Wilfred	KEN	Rieti (ITA)	8 SEP 2002
1:42.47	BORZAKOVSKIY Y.	RUS	Bruxelles (BEL)	24 AUG 2001
1:42.53	KITUM Timothy	KEN	London (GBR)	9 AUG 2012

2013 Best Performers

1:43.27	SOLOMON Duane	USA	Des Moines IA (USA)	23 JUN
1:43.33	AMAN Mohamed	ETH	Lausanne (SUI)	4 JUL
1:43.63	SOULEIMAN A.	DJI	Sollentuna (SWE)	27 JUN
1:43.70	SYMMONDS Nick	USA	Des Moines IA (USA)	23 JUN
1:43.87	RUDISHA David	KEN	Doha (QAT)	10 MAY
1:43.91	BOSSE P.	FRA	Roma (ITA)	6 JUN
1:43.97	JOHNSON Brandon	USA	Des Moines IA (USA)	23 JUN
1:44.00	ÖZBILEN I.	TUR	Mersin (TUR)	29 JUN
1:44.24	KINYOR Job	KEN	Doha (QAT)	10 MAY
1:44.31	LEWANDOWSKI M.	POL	Lausanne (SUI)	4 JUL

Best Universiade Performers

1:43.44	JUANTORENA Alberto	CUB	Sofia	21 AUG 1977
1:44.38	OSTROWSKI Ryszard	POL	Kobe	4 SEP 1985
1:44.60	PEÇANHA Fabiano	BRA	Bangkok	11 AUG 2007
1:45.21	KALINKIN Viktor	RUS	Kobe	4 SEP 1985
1:45.27	TIGHAZOUINE Khalid	MAR	Beijing	1 SEP 2001
1:45.32	MARSHALL John	USA	Kobe	4 SEP 1985
1:45.41	DRĂGOESCU Petru	ROU	Kobe	4 SEP 1985
1:45.49	PETERSON Derrick	USA	Beijing	1 SEP 2001
1:45.51	CLARK Ocky	USA	Kobe	4 SEP 1985
1:45.6	SAVIC Milovan	CRO	Sofia	21 AUG 1977

Timing and Results provided by  TISSOT



Results

Результаты

UNIVERSIADE RECORD	1:43.44	JUANTORENA Alberto	CUB	Sofia (BUL)	21 AUG 1977
--------------------	---------	--------------------	-----	-------------	-------------

Rank	Bib	Name	Ctry code	Date of Birth	Lane	Result
1	64	AMOS Nijel	BOT	15 MAR 1994	5	1:46.53
2	924	REPCIK Jozef	SVK	3 AUG 1986	1	1:47.30 SB
3	39	VOJTA Andreas	AUT	9 JUN 1989	4	1:47.31
4	683	VAZQUEZ Wesley	PUR	27 MAR 1994	6	1:47.33
5	793	NESTEROV Ivan	RUS	10 FEB 1985	3	1:47.58
6	731	VAN RENSBURG Rynardt	RSA	23 MAR 1992	7	1:47.70
7	128	ROMANIW Anthony Michael	CAN	15 SEP 1991	8	1:49.04
8	52	DILL Shaquille Allen Robert	BER	4 SEP 1993	2	1:49.80


Intermediate times:	400m	51.19	128	ROMANIW Anthony Michael (CAN)
	600m	1:19.02	128	ROMANIW Anthony Michael (CAN)

Weather conditions

Temperature: 26 °C Humidity: 39 % Conditions: Sunny

Legend

SB Season Best

Timing and Results provided by  TISSOT



Result Book

27th Summer Universiade in Kazan 2013



Athletics

Men's 110m Hurdles





Medallists

Медалисты

As of THU 11 JUL 2013

Medal	Name	Ctry
GOLD	LOVETT Eddie	ISV - Virgin Islands, U.S.
SILVER	SHABANOV Konstantin	RUS - Russian Federation
BRONZE	SHUBENKOV Sergei	RUS - Russian Federation



Result Book

27th Summer Universiade in Kazan 2013



Athletics

Men's 110m Hurdles Round 1





Start list

Стартовый список

UNIVERSIADE RECORD	13.21	CASAÑAS Alejandro	CUB	Sofia (BUL)	21 AUG 1977
--------------------	-------	-------------------	-----	-------------	-------------

HEAT 1 Start Time: 18:10

Lane	Bib	Name	Ctry code	Date of Birth	PB	SB	Result	Rank
2	929	BRORSSON Alexander	SWE	29 MAY 1990	13.98	14.07		
3	822	SHUBENKOV Sergei	RUS	4 OCT 1990	13.35	13.20		
4	437	OMURO Hideki	JPN	25 JUL 1990	13.54	13.58		
5	551	IONG Kim Fai	MAC	12 JAN 1989	14.54			
6	911	FURER Tobias	SUI	13 AUG 1987	13.87	13.88		
7	497	DAUBE Karlis	LAT	21 APR 1989	14.01			
8	240	LOPEZ LOPEZ Francisco Javier	ESP	29 DEC 1989	13.64	13.64		

HEAT 2 Start Time: 18:15

Lane	Bib	Name	Ctry code	Date of Birth	PB	SB	Result	Rank
2	6	CARRERA Agustin	ARG	13 JUN 1988	13.92	14.13		
3	818	SHABANOV Konstantin	RUS	17 NOV 1989	13.27	13.63		
4	514	HAZER Ahmad	LIB	4 SEP 1989	14.70	13.87		
5	341	YEBOAH Wilson	GHA	2 OCT 1987				
6	218	MAZAC Martin	CZE	6 MAY 1990	13.48	13.48		
7	399	LOVETT Eddie	ISV	25 JUN 1992	13.14	13.39		
8	863	BANGURA Samuel Daniel	SLE	12 SEP 1994				

HEAT 3 Start Time: 18:20

Lane	Bib	Name	Ctry code	Date of Birth	PB	SB	Result	Rank
2	90	BRISSON Matthew Lawrence	CAN	21 SEP 1988	13.73	13.73		
3	44	SWIFT Greggmar	BAR	16 FEB 1991	13.48	13.48		
4	168	LYU Anye	CHN	12 MAR 1990	13.67	13.67		
5	601	SAMUEL Tjendo	NED	19 DEC 1989	14.05	14.14		
6	963	LAMBONI Lankantien	TOG	31 MAY 1990				
7	196	ALZATE Cristian Augusto	COL	11 MAR 1992	14.06	14.20		
8	309	BALNUWEIT Erik	GER	21 SEP 1988	13.44	13.44		

Qualification: First 2 in each heat and 2 best performers advance to the Final



Results

Результаты

UNIVERSIADE RECORD	13.21	CASAÑAS Alejandro	CUB	Sofia (BUL)	21 AUG 1977
--------------------	-------	-------------------	-----	-------------	-------------

HEAT 1 Start Time: 18:10 Wind: +2.2 m/s

Rank	Bib	Name	Ctry code	Date of Birth	Lane	Reaction time	Result	
1	822	SHUBENKOV Sergei	RUS	4 OCT 1990	3	0.157	13.10	Q
2	240	LOPEZ LOPEZ Francisco Javier	ESP	29 DEC 1989	8	0.161	13.62	Q
3	911	FURER Tobias	SUI	13 AUG 1987	6	0.190	13.87	
4	929	BRORSSON Alexander	SWE	29 MAY 1990	2	0.167	13.97	
5	437	OMURO Hideki	JPN	25 JUL 1990	4	0.150	13.97	
6	497	DAUBE Karlis	LAT	21 APR 1989	7	0.152	14.81	
7	551	IONG Kim Fai	MAC	12 JAN 1989	5	0.171	15.19	

HEAT 2 Start Time: 18:15 Wind: +1.4 m/s

Rank	Bib	Name	Ctry code	Date of Birth	Lane	Reaction time	Result	
1	818	SHABANOV Konstantin	RUS	17 NOV 1989	3	0.162	13.51	Q SB
2	399	LOVETT Eddie	ISV	25 JUN 1992	7	0.158	13.53	Q
3	218	MAZAC Martin	CZE	6 MAY 1990	6	0.154	13.64	q
4	6	CARRERA Agustin	ARG	13 JUN 1988	2	0.160	14.00	SB
5	514	HAZER Ahmad	LIB	4 SEP 1989	4	0.170	14.11	PB
6	341	YEBOAH Wilson	GHA	2 OCT 1987	5	0.208	14.95	
	863	BANGURA Samuel Daniel	SLE	12 SEP 1994	8		DNS	

HEAT 3 Start Time: 18:20 Wind: +0.7 m/s


Rank	Bib	Name	Ctry code	Date of Birth	Lane	Reaction time	Result	
1	309	BALNUWEIT Erik	GER	21 SEP 1988	8	0.155	13.60	Q
2	44	SWIFT Greggmar	BAR	16 FEB 1991	3	0.170	13.75	Q
3	168	LYU Anye	CHN	12 MAR 1990	4	0.172	13.76	q
4	601	SAMUEL Tjendo	NED	19 DEC 1989	5	0.163	13.99	PB
5	90	BRISSON Matthew Lawrence	CAN	21 SEP 1988	2	0.170	14.16	
6	196	ALZATE Cristian Augusto	COL	11 MAR 1992	7	0.160	14.44	
7	963	LAMBONI Lankantien	TOG	31 MAY 1990	6	0.205	15.42	

Qualification: First 2 in each heat (Q) and 2 best performers (q) advance to the Final

Weather conditions at the beginning of the 1st heat

Temperature: 26 °C Humidity: 47 % Conditions: Sunny

Legend	
DNS	Did not Start
SB	Season Best
PB	Personal Best
Q	Qualified by place
q	Qualified by time

Timing and Results provided by  TISSOT



Results Summary

Итоговые результаты


UNIVERSIADE RECORD	13.21	CASAÑAS Alejandro	CUB	Sofia (BUL)	21 AUG 1977
--------------------	-------	-------------------	-----	-------------	-------------

Rank	Bib	Name	Ctry code	Date of Birth	Heat	Lane	Position	Wind	Time	
1	822	SHUBENKOV Sergei	RUS	4 OCT 1990	1	3	1	+2.2	13.10	Q
2	818	SHABANOV Konstantin	RUS	17 NOV 1989	2	3	1	+1.4	13.51	Q SB
3	399	LOVETT Eddie	ISV	25 JUN 1992	2	7	2	+1.4	13.53	Q
4	309	BALNUWEIT Erik	GER	21 SEP 1988	3	8	1	+0.7	13.60	Q
5	240	LOPEZ LOPEZ Francisco Javier	ESP	29 DEC 1989	1	8	2	+2.2	13.62	Q
6	218	MAZAC Martin	CZE	6 MAY 1990	2	6	3	+1.4	13.64	q
7	44	SWIFT Greggmar	BAR	16 FEB 1991	3	3	2	+0.7	13.75	Q
8	168	LYU Anye	CHN	12 MAR 1990	3	4	3	+0.7	13.76	q
9	911	FURER Tobias	SUI	13 AUG 1987	1	6	3	+2.2	13.87	
10	929	BROSSON Alexander	SWE	29 MAY 1990	1	2	4	+2.2	13.97	
11	437	OMURO Hideki	JPN	25 JUL 1990	1	4	5	+2.2	13.97	
12	601	SAMUEL Tjendo	NED	19 DEC 1989	3	5	4	+0.7	13.99	PB
13	6	CARRERA Agustin	ARG	13 JUN 1988	2	2	4	+1.4	14.00	SB
14	514	HAZER Ahmad	LIB	4 SEP 1989	2	4	5	+1.4	14.11	PB
15	90	BRISSON Matthew Lawrence	CAN	21 SEP 1988	3	2	5	+0.7	14.16	
16	196	ALZATE Cristian Augusto	COL	11 MAR 1992	3	7	6	+0.7	14.44	
17	497	DAUBE Karlis	LAT	21 APR 1989	1	7	6	+2.2	14.81	
18	341	YEBOAH Wilson	GHA	2 OCT 1987	2	5	6	+1.4	14.95	
19	551	IONG Kim Fai	MAC	12 JAN 1989	1	5	7	+2.2	15.19	
20	963	LAMBONI Lankantien	TOG	31 MAY 1990	3	6	7	+0.7	15.42	
	863	BANGURA Samuel Daniel	SLE	12 SEP 1994	2	8			DNS	

Qualification: First 2 in each heat (Q) and 2 best performers (q) advance to the Final

Note:
These athletes are sorted on performance.

Legend
DNS Did not Start **PB** Personal Best **Q** Qualified by place **q** qualified by time
SB Season Best

Timing and Results provided by  **TISSOT**



Start list

Стартовый список

UNIVERSIADE RECORD	13.21	CASAÑAS Alejandro	CUB	Sofia (BUL)	21 AUG 1977
--------------------	-------	-------------------	-----	-------------	-------------

Lane	Bib	Name	Ctry code	Date of Birth	PB	SB	Result	Rank
2	929	BRORSSON Alexander	SWE	29 MAY 1990	13.98	14.07		
3	822	SHUBENKOV Sergei	RUS	4 OCT 1990	13.35	13.20		
4	437	OMURO Hideki	JPN	25 JUL 1990	13.54	13.58		
5	551	IONG Kim Fai	MAC	12 JAN 1989	14.54			
6	911	FURER Tobias	SUI	13 AUG 1987	13.87	13.88		
7	497	DAUBE Karlis	LAT	21 APR 1989	14.01			
8	240	LOPEZ LOPEZ Francisco Javier	ESP	29 DEC 1989	13.64	13.64		

Qualification: First 2 in each heat and 2 best performers advance to the Final



Results

Результаты

UNIVERSIADE RECORD	13.21	CASAÑAS Alejandro	CUB	Sofia (BUL)	21 AUG 1977
--------------------	-------	-------------------	-----	-------------	-------------

Wind: +2.2m/s

Rank	Bib	Name	Ctry code	Date of Birth	Lane	Reaction time	Result
1	822	SHUBENKOV Sergei	RUS	4 OCT 1990	3	0.157	13.10 Q
2	240	LOPEZ LOPEZ Francisco Javier	ESP	29 DEC 1989	8	0.161	13.62 Q
3	911	FURER Tobias	SUI	13 AUG 1987	6	0.190	13.87
4	929	BROSSON Alexander	SWE	29 MAY 1990	2	0.167	13.97
5	437	OMURO Hideki	JPN	25 JUL 1990	4	0.150	13.97
6	497	DAUBE Karlis	LAT	21 APR 1989	7	0.152	14.81
7	551	IONG Kim Fai	MAC	12 JAN 1989	5	0.171	15.19


Qualification: First 2 in each heat (Q) and 2 best performers (q) advance to the Final

Weather conditions

Temperature: 26 °C Humidity: 47 % Conditions: Sunny

Legend

Q Qualified by place

Timing and Results provided by  TISSOT



Start list

Стартовый список

UNIVERSIADE RECORD	13.21	CASAÑAS Alejandro	CUB	Sofia (BUL)	21 AUG 1977
--------------------	-------	-------------------	-----	-------------	-------------

Lane	Bib	Name	Ctry code	Date of Birth	PB	SB	Result	Rank
2	6	CARRERA Agustin	ARG	13 JUN 1988	13.92	14.13		
3	818	SHABANOV Konstantin	RUS	17 NOV 1989	13.27	13.63		
4	514	HAZER Ahmad	LIB	4 SEP 1989	14.70	13.87		
5	341	YEBOAH Wilson	GHA	2 OCT 1987				
6	218	MAZAC Martin	CZE	6 MAY 1990	13.48	13.48		
7	399	LOVETT Eddie	ISV	25 JUN 1992	13.14	13.39		
8	863	BANGURA Samuel Daniel	SLE	12 SEP 1994				

Qualification: First 2 in each heat and 2 best performers advance to the Final



Results

Результаты

UNIVERSIADE RECORD	13.21	CASAÑAS Alejandro	CUB	Sofia (BUL)	21 AUG 1977
--------------------	-------	-------------------	-----	-------------	-------------

Wind: +1.4m/s

Rank	Bib	Name	Ctry code	Date of Birth	Lane	Reaction time	Result	
1	818	SHABANOV Konstantin	RUS	17 NOV 1989	3	0.162	13.51	Q SB
2	399	LOVETT Eddie	ISV	25 JUN 1992	7	0.158	13.53	Q
3	218	MAZAC Martin	CZE	6 MAY 1990	6	0.154	13.64	
4	6	CARRERA Agustin	ARG	13 JUN 1988	2	0.160	14.00	SB
5	514	HAZER Ahmad	LIB	4 SEP 1989	4	0.170	14.11	PB
6	341	YEBOAH Wilson	GHA	2 OCT 1987	5	0.208	14.95	
	863	BANGURA Samuel Daniel	SLE	12 SEP 1994	8		DNS	


Qualification: First 2 in each heat (Q) and 2 best performers (q) advance to the Final

Weather conditions

Temperature: 26 °C Humidity: 47 % Conditions: Sunny

Legend

DNS Did not Start PB Personal Best Q Qualified by place SB Season Best

Timing and Results provided by  TISSOT



Start list

Стартовый список

UNIVERSIADE RECORD	13.21	CASAÑAS Alejandro	CUB	Sofia (BUL)	21 AUG 1977
--------------------	-------	-------------------	-----	-------------	-------------

Lane	Bib	Name	Ctry code	Date of Birth	PB	SB	Result	Rank
2	90	BRISSON Matthew Lawrence	CAN	21 SEP 1988	13.73	13.73		
3	44	SWIFT Greggmar	BAR	16 FEB 1991	13.48	13.48		
4	168	LYU Anye	CHN	12 MAR 1990	13.67	13.67		
5	601	SAMUEL Tjendo	NED	19 DEC 1989	14.05	14.14		
6	963	LAMBONI Lankantien	TOG	31 MAY 1990				
7	196	ALZATE Cristian Augusto	COL	11 MAR 1992	14.06	14.20		
8	309	BALNUWEIT Erik	GER	21 SEP 1988	13.44	13.44		

Qualification: First 2 in each heat and 2 best performers advance to the Final



Results

Результаты

UNIVERSIADE RECORD	13.21	CASAÑAS Alejandro	CUB	Sofia (BUL)	21 AUG 1977
--------------------	-------	-------------------	-----	-------------	-------------

Wind: +0.7m/s

Rank	Bib	Name	Ctry code	Date of Birth	Lane	Reaction time	Result
1	309	BALNUWEIT Erik	GER	21 SEP 1988	8	0.155	13.60 Q
2	44	SWIFT Greggmar	BAR	16 FEB 1991	3	0.170	13.75 Q
3	168	LYU Anye	CHN	12 MAR 1990	4	0.172	13.76 q
4	601	SAMUEL Tjendo	NED	19 DEC 1989	5	0.163	13.99 PB
5	90	BRISSON Matthew Lawrence	CAN	21 SEP 1988	2	0.170	14.16
6	196	ALZATE Cristian Augusto	COL	11 MAR 1992	7	0.160	14.44
7	963	LAMBONI Lankantien	TOG	31 MAY 1990	6	0.205	15.42

Qualification: First 2 in each heat (Q) and 2 best performers (q) advance to the Final

Weather conditions

Temperature: 26 °C Humidity: 47 % Conditions: Sunny

Legend

PB Personal Best Q Qualified by place q qualified by time

Timing and Results provided by  TISSOT



Result Book

27th Summer Universiade in Kazan 2013



Athletics

Men's 110m Hurdles Final





Start list

Стартовый список

UNIVERSIADE RECORD	13.21	CASAÑAS Alejandro	CUB	Sofia (BUL)	21 AUG 1977
--------------------	-------	-------------------	-----	-------------	-------------

Lane	Bib	Name	Ctry code	Date of Birth	PB	SB	Result	Rank
1	218	MAZAC Martin	CZE	6 MAY 1990	13.48	13.48		
2	168	LYU Anye	CHN	12 MAR 1990	13.67	13.67		
3	818	SHABANOV Konstantin	RUS	17 NOV 1989	13.27	13.51		
4	399	LOVETT Eddie	ISV	25 JUN 1992	13.14	13.39		
5	822	SHUBENKOV Sergei	RUS	4 OCT 1990	13.35	13.20		
6	309	BALNUWEIT Erik	GER	21 SEP 1988	13.44	13.44		
7	44	SWIFT Greggmar	BAR	16 FEB 1991	13.48	13.48		
8	240	LOPEZ LOPEZ Francisco Javier	ESP	29 DEC 1989	13.64	13.64		

All Time Best Performers


12.80	MERRITT Aries	USA	Bruxelles (BEL)	7 SEP 2012
12.87	ROBLES Dayron	CUB	Ostrava (CZE)	12 JUN 2008
12.88	Liu Xiang	CHN	Lausanne (SUI)	11 JUL 2006
12.89	OLIVER David	USA	Saint-Denis (FRA)	16 JUL 2010
12.90	ARNOLD D.	USA	Lausanne (SUI)	11 JUL 2006
12.91	JACKSON Colin	GBR	Stuttgart (GER)	20 AUG 1993
12.92	KINGDOM Roger	USA	Zürich (SUI)	16 AUG 1989
12.92	JOHNSON Allen	USA	Atlanta GA (USA)	23 JUN 1996
12.93	NEHEMIAH R.	USA	Zürich (SUI)	19 AUG 1981
12.94	PIERCE Jack	USA	Atlanta GA (USA)	22 JUN 1996

2013 Best Performers

13.03	OLIVER David	USA	Lausanne (SUI)	4 JUL
13.05	PARCHMENT H.	JAM	Eugene OR (USA)	1 JUN
13.08	ORTEGA Orlando	CUB	Eugene OR (USA)	1 JUN
13.08	WILSON Ryan	USA	Des Moines IA (USA)	23 JUN
13.09	MERRITT Aries	USA	Saint-Denis (FRA)	6 JUL
13.12	MARTINOT LAGARD	FRA	Saint-Denis (FRA)	6 JUL
13.14	BRATHWAITE Ryan	BAR	Saint-Denis (FRA)	6 JUL
13.14	RILEY Andrew	JAM	Saint-Denis (FRA)	6 JUL
13.18	ROBLES Dayron	CUB	Sotteville-lès- (FRA)	8 JUL
13.19	THOMAS Mikel	TRI	Montverde FL (USA)	8 JUN

Best Universiade Performers

13.21	CASAÑAS Alejandro	CUB	Sofia	21 AUG 1977
13.26	KINGDOM Roger	USA	Duisburg	30 AUG 1989
13.29	RIDGEON Jon	GBR	Zagreb	15 JUL 1987
13.33	DEMYDYUK Serhiy	UKR	Bangkok	10 AUG 2007
13.33	XIANG Liu	CHN	Beijing	28 AUG 2001
13.34	VALLE Emilio	CUB	Duisburg	29 AUG 1989
13.35	TERRY Glenn	USA	Amherst NY	14 JUL 1993
13.36	LICHTENEGGER Elmar	AUT	Beijing	28 AUG 2001
13.37	SCHWARTHOFF Florian	GER	Duisburg	29 AUG 1989
13.38	JING Yin	CHN	Beograd	11 JUL 2009

Timing and Results provided by  TISSOT



Results

Результаты

UNIVERSIADE RECORD	13.21	CASAÑAS Alejandro	CUB	Sofia (BUL)	21 AUG 1977
--------------------	-------	-------------------	-----	-------------	-------------

Wind: +1.7m/s


Rank	Bib	Name	Ctry code	Date of Birth	Lane	Reaction time	Result
1	399	LOVETT Eddie	ISV	25 JUN 1992	4	0.166	13.43
2	818	SHABANOV Konstantin	RUS	17 NOV 1989	3	0.158	13.46 SB
3	822	SHUBENKOV Sergei	RUS	4 OCT 1990	5	0.164	13.47
4	309	BALNUWEIT Erik	GER	21 SEP 1988	6	0.157	13.61
5	240	LOPEZ LOPEZ Francisco Javier	ESP	29 DEC 1989	8	0.163	13.78
6	218	MAZAC Martin	CZE	6 MAY 1990	1	0.273	13.83
7	168	LYU Anye	CHN	12 MAR 1990	2	0.199	13.97
	44	SWIFT Greggmar	BAR	16 FEB 1991	7	0.170	DNF

Weather conditions

Temperature: 26 °C Humidity: 47 % Conditions: Partly cloudy

Legend

DNF Did not Finish SB Season Best

Timing and Results provided by  TISSOT



Result Book

27th Summer Universiade in Kazan 2013



Athletics

Men's 1500m





Medallists

Медалисты

As of TUE 9 JUL 2013

Medal	Name	Ctry
GOLD	SMIRNOV Valentin	RUS - Russian Federation
SILVER	RAE Jeremy Nicholas	CAN - Canada
BRONZE	MOTSAU Jeremiah	RSA - South Africa



Result Book

27th Summer Universiade in Kazan 2013



Athletics

Men's 1500m Round 1





Start list

Стартовый список

REVISED
7 JUL 17:30

UNIVERSIADE RECORD	3:38.43	AOUITA Said	MAR	Bucuresti (ROU)	22 JUL 1981
---------------------------	----------------	--------------------	-----	-----------------	-------------

HEAT 1 Start Time: 19:40

Order	Bib	Name	Ctry code	Date of Birth	PB	SB	Result	Rank
1	713	HLASELO Andries	RSA	8 JUN 1989				
2	504	JURKEVICS Dmitrijs	LAT	7 JAN 1987	3:37.35	3:38.31		
3	1016	GIDADUI Herbert	UGA	30 JUN 1993				
4	825	SMIRNOV Valentin	RUS	13 FEB 1986	3:36.14	3:50.95		
5	46	HAMDJ Ali	BEL	2 NOV 1989	3:39.80	3:39.80		
6	513	GHALIE Ahmad	LIB	1 JAN 1991				
7	703	VOROVENCI Cristian	ROU	14 APR 1985	3:41.13	3:46.55		
8	143	NGOUARI MOUISSI Alex	CGO	16 SEP 1991	3:49.04			
9	345	GONZALEZ ROMERO Victor Manuel	GUA	29 JUN 1987				
10	124	PROUDFOOT Ross Clayton	CAN	4 JUL 1992	3:41.11	3:41.11		

HEAT 2 Start Time: 19:49


Order	Bib	Name	Ctry code	Date of Birth	PB	SB	Result	Rank
1	475	CHELIMO Paul	KEN	27 OCT 1990	3:40.25			
2	570	ESPARZA PEREZ Jesus Arturo	MEX	26 AUG 1990	3:42.85	3:42.85		
3	903	PARADIYA WATHTHALAGE Gayan	SRI	14 JUN 1990				
4	471	OBEZCHIK Ivan	KAZ	8 FEB 1989	3:43.70			
5	890	BARRE Abdullahi	SOM	1 MAR 1993				
6	794	NIKOLAEV Egor	RUS	12 FEB 1988	3:37.28	3:38.81		
7	8	HAYRAPETYAN Ashot	ARM	13 FEB 1986	3:51.88	3:53.33		
8	293	SALONEN Tuomo	FIN	20 APR 1989	3:52.69	3:53.41		
9	716	MOTSAU Jeremiah	RSA	12 MAR 1990	3:38.69	3:38.69		
10	886	KREVS Mitja	SLO	26 JUL 1989	3:42.91	3:43.23		

HEAT 3 Start Time: 19:58

Order	Bib	Name	Ctry code	Date of Birth	PB	SB	Result	Rank
1	227	OMAR ABDI Ibrahim	DJI	1 JAN 1986				
2	620	ALNES Johannes	NOR	7 JUN 1990	3:44.10	3:49.60		
3	328	AKUKA William Awunime	GHA	25 MAY 1993				
4	254	LAMP Ailar	EST	28 MAR 1991	3:46.89	3:46.89		
5	125	RAE Jeremy Nicholas	CAN	19 MAY 1991	3:38.29	3:38.29		
6	75	FERRUGEM Jean	BRA	3 NOV 1987	3:40.20	3:42.61		
7	684	AHMED ABALLA Jaad	QAT	1 JAN 1992				
8	569	ESPARZA Jose Juan	MEX	26 AUG 1990	3:40.73	3:40.73		
9	589	SANOGO Balla	MLI	21 APR 1988				

Qualification: First 3 in each heat and 3 best performers advance to the Final

Note: Heat 3 added.

Timing and Results provided by  **TISSOT**



Results

Результаты

UNIVERSIADE RECORD	3:38.43	AOUITA Said	MAR	Bucuresti (ROU)	22 JUL 1981
--------------------	---------	-------------	-----	-----------------	-------------

HEAT 1 Start Time: 19:40

Rank	Bib	Name	Ctry code	Date of Birth	Order	Result	
1	825	SMIRNOV Valentin	RUS	13 FEB 1986	4	3:43.72	Q SB
2	46	HAMDJ Ali	BEL	2 NOV 1989	5	3:43.77	Q
3	504	JURKEVICS Dmitrijs	LAT	7 JAN 1987	2	3:43.93	Q
4	713	HLASELO Andries	RSA	8 JUN 1989	1	3:44.28	q
5	124	PROUDFOOT Ross Clayton	CAN	4 JUL 1992	10	3:44.66	q
6	703	VOROVENCI Cristian	ROU	14 APR 1985	7	3:47.07	
7	1016	GIDADUI Herbert	UGA	30 JUN 1993	3	4:00.00	
8	513	GHALIE Ahmad	LIB	1 JAN 1991	6	4:07.49	
	345	GONZALEZ ROMERO Victor Manuel	GUA	29 JUN 1987	9	DNS	
	143	NGOUARI MOUISSI Alex	CGO	16 SEP 1991	8	DNS	

Intermediate times:

400m	59.17	825 SMIRNOV Valentin (RUS)
800m	2:01.59	825 SMIRNOV Valentin (RUS)
1200m	3:02.74	713 HLASELO Andries (RSA)

HEAT 2 Start Time: 19:49

Rank	Bib	Name	Ctry code	Date of Birth	Order	Result	
1	716	MOTSAU Jeremiah	RSA	12 MAR 1990	9	3:40.29	Q
2	794	NIKOLAEV Egor	RUS	12 FEB 1988	6	3:41.14	Q
3	475	CHELIMO Paul	KEN	27 OCT 1990	1	3:43.27	Q
4	570	ESPARZA PEREZ Jesus Arturo	MEX	26 AUG 1990	2	3:43.81	q
5	886	KREVS Mitja	SLO	26 JUL 1989	10	3:45.45	
6	471	OBEZCHIK Ivan	KAZ	8 FEB 1989	4	3:46.36	
7	8	HAYRAPETYAN Ashot	ARM	13 FEB 1986	7	3:51.06	NR
8	903	PARADIYA WATHTHALAGE Gayan	SRI	14 JUN 1990	3	4:03.67	
9	890	BARRE Abdullahi	SOM	1 MAR 1993	5	4:14.69	
	293	SALONEN Tuomo	FIN	20 APR 1989	8	DNS	

Intermediate times:

400m	58.10	475 CHELIMO Paul (KEN)
800m	1:57.99	475 CHELIMO Paul (KEN)
1200m	2:58.43	475 CHELIMO Paul (KEN)

HEAT 3 Start Time: 19:58

Rank	Bib	Name	Ctry code	Date of Birth	Order	Result	
1	569	ESPARZA Jose Juan	MEX	26 AUG 1990	8	3:45.74	Q
2	125	RAE Jeremy Nicholas	CAN	19 MAY 1991	5	3:47.81	Q
3	620	ALNES Johannes	NOR	7 JUN 1990	2	3:48.63	Q SB
4	254	LAMP Allar	EST	28 MAR 1991	4	3:49.20	
5	75	FERRUGEM Jean	BRA	3 NOV 1987	6	3:58.52	
6	328	AKUKA William Awunime	GHA	25 MAY 1993	3	4:04.65	
7	589	SANOGO Balla	MLI	21 APR 1988	9	4:47.69	
	684	AHMED ABALLA Jaad	QAT	1 JAN 1992	7	DNF	
	227	OMAR ABDI Ibrahim	DJI	1 JAN 1986	1	DNS	

Intermediate times:

400m	59.32	569 ESPARZA Jose Juan (MEX)
800m	1:59.79	569 ESPARZA Jose Juan (MEX)
1200m	3:01.21	569 ESPARZA Jose Juan (MEX)

Qualification: First 3 in each heat (Q) and 3 best performers (q) advance to the Final



Results


Результаты

Weather conditions at the beginning of the 1st heat

Temperature: 30 °C Humidity: 35 % Conditions: Sunny

Legend

DNF Did not Finish **DNS** Did not Start **NR** National Record **Q** Qualified by place
q Qualified by time **SB** Season Best

Timing and Results provided by  **TISSOT**



Results Summary

Итоговые результаты


UNIVERSIADE RECORD	3:38.43	AOUITA Said	MAR	Bucuresti (ROU)	22 JUL 1981
---------------------------	----------------	--------------------	-----	-----------------	-------------

Rank	Bib	Name	Ctry code	Date of Birth	Heat	Order	Position	Time	
1	716	MOTSAU Jeremiah	RSA	12 MAR 1990	2	9	1	3:40.29	Q
2	794	NIKOLAEV Egor	RUS	12 FEB 1988	2	6	2	3:41.14	Q
3	475	CHELIMO Paul	KEN	27 OCT 1990	2	1	3	3:43.27	Q
4	825	SMIRNOV Valentin	RUS	13 FEB 1986	1	4	1	3:43.72	Q SB
5	46	HAMDI Ali	BEL	2 NOV 1989	1	5	2	3:43.77	Q
6	570	ESPARZA PEREZ Jesus Arturo	MEX	26 AUG 1990	2	2	4	3:43.81	q
7	504	JURKEVICS Dmitrijs	LAT	7 JAN 1987	1	2	3	3:43.93	Q
8	713	HLASELO Andries	RSA	8 JUN 1989	1	1	4	3:44.28	q
9	124	PROUDFOOT Ross Clayton	CAN	4 JUL 1992	1	10	5	3:44.66	q
10	886	KREVS Mitja	SLO	26 JUL 1989	2	10	5	3:45.45	
11	569	ESPARZA Jose Juan	MEX	26 AUG 1990	3	8	1	3:45.74	Q
12	471	OBEZCHIK Ivan	KAZ	8 FEB 1989	2	4	6	3:46.36	
13	703	VOROVENCI Cristian	ROU	14 APR 1985	1	7	6	3:47.07	
14	125	RAE Jeremy Nicholas	CAN	19 MAY 1991	3	5	2	3:47.81	Q
15	620	ALNES Johannes	NOR	7 JUN 1990	3	2	3	3:48.63	Q SB
16	254	LAMP Allar	EST	28 MAR 1991	3	4	4	3:49.20	
17	8	HAYRAPETYAN Ashot	ARM	13 FEB 1986	2	7	7	3:51.06	NR
18	75	FERRUGEM Jean	BRA	3 NOV 1987	3	6	5	3:58.52	
19	1016	GIDADUI Herbert	UGA	30 JUN 1993	1	3	7	4:00.00	
20	903	PARADIYA WATHTHALAGE Gayan	SRI	14 JUN 1990	2	3	8	4:03.67	
21	328	AKUKA William Awunime	GHA	25 MAY 1993	3	3	6	4:04.65	
22	513	GHALIE Ahmad	LIB	1 JAN 1991	1	6	8	4:07.49	
23	890	BARRE Abdullahi	SOM	1 MAR 1993	2	5	9	4:14.69	
24	589	SANOGO Balla	MLI	21 APR 1988	3	9	7	4:47.69	
	684	AHMED ABALLA Jaad	QAT	1 JAN 1992	3	7		DNF	
	345	GONZALEZ ROMERO Victor Manuel	GUA	29 JUN 1987	1	9		DNS	
	143	NGOUARI MOUISSI Alex	CGO	16 SEP 1991	1	8		DNS	
	227	OMAR ABDI Ibrahim	DJI	1 JAN 1986	3	1		DNS	
	293	SALONEN Tuomo	FIN	20 APR 1989	2	8		DNS	

Qualification: First 3 in each heat (Q) and 3 best performers (q) advance to the Final

Note:
These athletes are sorted on performance.

Legend					
DNF	Did not Finish	DNS	Did not Start	NR	National Record
q	qualified by time	SB	Season Best	Q	Qualified by place

Timing and Results provided by  **TISSOT**



Start list

Стартовый список

REVISED
7 JUL 17:52

UNIVERSIADE RECORD	3:38.43	AOUITA Said	MAR	Bucuresti (ROU)	22 JUL 1981
--------------------	---------	-------------	-----	-----------------	-------------

Order	Bib	Name	Ctry code	Date of Birth	PB	SB	Result	Rank
1	713	HLASELO Andries	RSA	8 JUN 1989				
2	504	JURKEVICS Dmitrijs	LAT	7 JAN 1987	3:37.35	3:38.31		
3	1016	GIDADUI Herbert	UGA	30 JUN 1993				
4	825	SMIRNOV Valentin	RUS	13 FEB 1986	3:36.14	3:50.95		
5	46	HAMDJ Ali	BEL	2 NOV 1989	3:39.80	3:39.80		
6	513	GHALIE Ahmad	LIB	1 JAN 1991				
7	703	VOROVENCI Cristian	ROU	14 APR 1985	3:41.13	3:46.55		
8	143	NGOUARI MOUISSI Alex	CGO	16 SEP 1991	3:49.04			
9	345	GONZALEZ ROMERO Victor Manuel	GUA	29 JUN 1987				
10	124	PROUDFOOT Ross Clayton	CAN	4 JUL 1992	3:41.11	3:41.11		

Qualification: First 3 in each heat and 3 best performers advance to the Final

Note:
Heat 3 added.

Timing and Results provided by  **TISSOT**



Results

Результаты

UNIVERSIADE RECORD	3:38.43	AOUITA Said	MAR	Bucuresti (ROU)	22 JUL 1981
---------------------------	----------------	--------------------	-----	-----------------	-------------

Rank	Bib	Name	Ctry code	Date of Birth	Order	Result	
1	825	SMIRNOV Valentin	RUS	13 FEB 1986	4	3:43.72	Q SB
2	46	HAMDI Ali	BEL	2 NOV 1989	5	3:43.77	Q
3	504	JURKEVICS Dmitrijs	LAT	7 JAN 1987	2	3:43.93	Q
4	713	HLASELO Andries	RSA	8 JUN 1989	1	3:44.28	
5	124	PROUDFOOT Ross Clayton	CAN	4 JUL 1992	10	3:44.66	
6	703	VOROVENCI Cristian	ROU	14 APR 1985	7	3:47.07	
7	1016	GIDADUI Herbert	UGA	30 JUN 1993	3	4:00.00	
8	513	GHALIE Ahmad	LIB	1 JAN 1991	6	4:07.49	
	345	GONZALEZ ROMERO Victor Manuel	GUA	29 JUN 1987	9	DNS	
	143	NGOUARI MOUISSI Alex	CGO	16 SEP 1991	8	DNS	

Qualification: First 3 in each heat (Q) and 3 best performers (q) advance to the Final

Intermediate times:	400m	59.17	825	SMIRNOV Valentin (RUS)
	800m	2:01.59	825	SMIRNOV Valentin (RUS)
	1200m	3:02.74	713	HLASELO Andries (RSA)

Weather conditions

Temperature: 30 °C Humidity: 35 % Conditions: Sunny

Legend

DNS Did not Start Q Qualified by place SB Season Best

Timing and Results provided by  **TISSOT**



Start list

Стартовый список

REVISED
7 JUL 17:53

UNIVERSIADE RECORD	3:38.43	AOUITA Said	MAR	Bucuresti (ROU)	22 JUL 1981
--------------------	---------	-------------	-----	-----------------	-------------

Order	Bib	Name	Ctry code	Date of Birth	PB	SB	Result	Rank
1	475	CHELIMO Paul	KEN	27 OCT 1990	3:40.25			
2	570	ESPARZA PEREZ Jesus Arturo	MEX	26 AUG 1990	3:42.85	3:42.85		
3	903	PARADIYA WATHTHALAGE Gayan	SRI	14 JUN 1990				
4	471	OBEZCHIK Ivan	KAZ	8 FEB 1989	3:43.70			
5	890	BARRE Abdullahi	SOM	1 MAR 1993				
6	794	NIKOLAEV Egor	RUS	12 FEB 1988	3:37.28	3:38.81		
7	8	HAYRAPETYAN Ashot	ARM	13 FEB 1986	3:51.88	3:53.33		
8	293	SALONEN Tuomo	FIN	20 APR 1989	3:52.69	3:53.41		
9	716	MOTSAU Jeremiah	RSA	12 MAR 1990	3:38.69	3:38.69		
10	886	KREVS Mitja	SLO	26 JUL 1989	3:42.91	3:43.23		

Qualification: First 3 in each heat and 3 best performers advance to the Final

Note:
Heat 3 added.

Timing and Results provided by  **TISSOT**



Results

Результаты

UNIVERSIADE RECORD	3:38.43	AOUITA Said	MAR	Bucuresti (ROU)	22 JUL 1981
---------------------------	----------------	--------------------	-----	-----------------	-------------

Rank	Bib	Name	Ctry code	Date of Birth	Order	Result	
1	716	MOTSAU Jeremiah	RSA	12 MAR 1990	9	3:40.29	Q
2	794	NIKOLAEV Egor	RUS	12 FEB 1988	6	3:41.14	Q
3	475	CHELIMO Paul	KEN	27 OCT 1990	1	3:43.27	Q
4	570	ESPARZA PEREZ Jesus Arturo	MEX	26 AUG 1990	2	3:43.81	
5	886	KREVS Mitja	SLO	26 JUL 1989	10	3:45.45	
6	471	OBEZCHIK Ivan	KAZ	8 FEB 1989	4	3:46.36	
7	8	HAYRAPETYAN Ashot	ARM	13 FEB 1986	7	3:51.06	NR
8	903	PARADIYA WATHTHALAGE Gayan	SRI	14 JUN 1990	3	4:03.67	
9	890	BARRE Abdullahi	SOM	1 MAR 1993	5	4:14.69	
	293	SALONEN Tuomo	FIN	20 APR 1989	8	DNS	

Qualification: First 3 in each heat (Q) and 3 best performers (q) advance to the Final


Intermediate times:	400m	58.10	475	CHELIMO Paul (KEN)
	800m	1:57.99	475	CHELIMO Paul (KEN)
	1200m	2:58.43	475	CHELIMO Paul (KEN)

Weather conditions

Temperature: 30 °C Humidity: 35 % Conditions: Sunny

Legend

DNS Did not Start NR National Record Q Qualified by place

Timing and Results provided by  **TISSOT**



Start list


Стартовый список

UNIVERSIADE RECORD	3:38.43	AOUITA Said	MAR	Bucuresti (ROU)	22 JUL 1981
--------------------	---------	-------------	-----	-----------------	-------------

Order	Bib	Name	Ctry code	Date of Birth	PB	SB	Result	Rank
1	227	OMAR ABDI Ibrahim	DJI	1 JAN 1986				
2	620	ALNES Johannes	NOR	7 JUN 1990	3:44.10	3:49.60		
3	328	AKUKA William Awunime	GHA	25 MAY 1993				
4	254	LAMP Ailar	EST	28 MAR 1991	3:46.89	3:46.89		
5	125	RAE Jeremy Nicholas	CAN	19 MAY 1991	3:38.29	3:38.29		
6	75	FERRUGEM Jean	BRA	3 NOV 1987	3:40.20	3:42.61		
7	684	AHMED ABALLA Jaad	QAT	1 JAN 1992				
8	569	ESPARZA Jose Juan	MEX	26 AUG 1990	3:40.73	3:40.73		
9	589	SANOGO Balla	MLI	21 APR 1988				

Qualification: First 3 in each heat and 3 best performers advance to the Final

Note:
Heat 3 added.

Timing and Results provided by  **TISSOT**



Results

Результаты

UNIVERSIADE RECORD	3:38.43	AOUITA Said	MAR	Bucuresti (ROU)	22 JUL 1981
--------------------	---------	-------------	-----	-----------------	-------------

Rank	Bib	Name	Ctry code	Date of Birth	Order	Result
1	569	ESPARZA Jose Juan	MEX	26 AUG 1990	8	3:45.74 Q
2	125	RAE Jeremy Nicholas	CAN	19 MAY 1991	5	3:47.81 Q
3	620	ALNES Johannes	NOR	7 JUN 1990	2	3:48.63 Q SB
4	254	LAMP Allar	EST	28 MAR 1991	4	3:49.20
5	75	FERRUGEM Jean	BRA	3 NOV 1987	6	3:58.52
6	328	AKUKA William Awunime	GHA	25 MAY 1993	3	4:04.65
7	589	SANOGO Balla	MLI	21 APR 1988	9	4:47.69
	684	AHMED ABALLA Jaad	QAT	1 JAN 1992	7	DNF
	227	OMAR ABDI Ibrahim	DJI	1 JAN 1986	1	DNS

Qualification: First 3 in each heat (Q) and 3 best performers (q) advance to the Final

Intermediate times:	400m	59.32	569	ESPARZA Jose Juan (MEX)
	800m	1:59.79	569	ESPARZA Jose Juan (MEX)
	1200m	3:01.21	569	ESPARZA Jose Juan (MEX)

Weather conditions

Temperature: 30 °C Humidity: 35 % Conditions: Sunny

Legend

DNF Did not Finish **DNS** Did not Start **Q** Qualified by place **SB** Season Best

Timing and Results provided by  **TISSOT**



Result Book

27th Summer Universiade in Kazan 2013



Athletics

Men's 1500m Final





Start list

Стартовый список

UNIVERSIADE RECORD	3:38.43	AOUITA Said	MAR	Bucuresti (ROU)	22 JUL 1981
--------------------	---------	-------------	-----	-----------------	-------------

Order	Bib	Name	Ctry code	Date of Birth	PB	SB	Result	Rank
1	620	ALNES Johannes	NOR	7 JUN 1990	3:44.10	3:48.63		
2	713	HLASELO Andries	RSA	8 JUN 1989				
3	475	CHELIMO Paul	KEN	27 OCT 1990	3:40.25			
4	504	JURKEVICS Dmitrijs	LAT	7 JAN 1987	3:37.35	3:38.31		
5	794	NIKOLAEV Egor	RUS	12 FEB 1988	3:37.28	3:38.81		
6	125	RAE Jeremy Nicholas	CAN	19 MAY 1991	3:38.29	3:38.29		
7	825	SMIRNOV Valentin	RUS	13 FEB 1986	3:36.14	3:43.72		
8	570	ESPARZA PEREZ Jesus Arturo	MEX	26 AUG 1990	3:42.85	3:42.85		
9	46	HAMDI Ali	BEL	2 NOV 1989	3:39.80	3:39.80		
10	716	MOTSAU Jeremiah	RSA	12 MAR 1990	3:38.69	3:38.69		
11	569	ESPARZA Jose Juan	MEX	26 AUG 1990	3:40.73	3:40.73		
12	124	PROUDFOOT Ross Clayton	CAN	4 JUL 1992	3:41.11	3:41.11		



Results

Результаты

UNIVERSIADE RECORD	3:38.43	AOUITA Said	MAR	Bucuresti (ROU)	22 JUL 1981
---------------------------	----------------	--------------------	-----	-----------------	-------------

Rank	Bib	Name	Ctry code	Date of Birth	Order	Result
1	825	SMIRNOV Valentin	RUS	13 FEB 1986	7	3:39.39 SB
2	125	RAE Jeremy Nicholas	CAN	19 MAY 1991	6	3:39.45
3	716	MOTSAU Jeremiah	RSA	12 MAR 1990	10	3:39.51
4	794	NIKOLAEV Egor	RUS	12 FEB 1988	5	3:39.59
5	504	JURKEVICS Dmitrijs	LAT	7 JAN 1987	4	3:39.79
6	475	CHELIMO Paul	KEN	27 OCT 1990	3	3:40.41
7	713	HLASELO Andries	RSA	8 JUN 1989	2	3:40.95
8	569	ESPARZA Jose Juan	MEX	26 AUG 1990	11	3:42.00
9	124	PROUDFOOT Ross Clayton	CAN	4 JUL 1992	12	3:44.33
10	46	HAMDJ Ali	BEL	2 NOV 1989	9	3:44.38
11	570	ESPARZA PEREZ Jesus Arturo	MEX	26 AUG 1990	8	3:45.57
12	620	ALNES Johannes	NOR	7 JUN 1990	1	3:53.01

Intermediate times:	400m	57.90	794	NIKOLAEV Egor (RUS)
	800m	1:57.52	794	NIKOLAEV Egor (RUS)
	1200m	2:57.85	794	NIKOLAEV Egor (RUS)

Weather conditions

Temperature: 20 °C Humidity: 83 % Conditions: Cloudy

Legend

SB Season Best

Timing and Results provided by  **TISSOT**



Result Book

27th Summer Universiade in Kazan 2013



Athletics

Men's 3000m Steeplechase





Medallists

Медалисты

As of THU 11 JUL 2013

Medal	Name	Ctry
GOLD	SAFIULLIN Ilgizar	RUS - Russian Federation
SILVER	MARTOS ROA Sebastian	ESP - Spain
BRONZE	NASTI Patrik	ITA - Italy



Result Book

27th Summer Universiade in Kazan 2013



Athletics

Men's 3000m Steeplechase Round 1





Start list

Стартовый список

REVISED
8 JUL 10:36

UNIVERSIADE RECORD	8:20.83	AKKAS Halil	TUR	Bangkok (THA)	13 AUG 2007
--------------------	---------	-------------	-----	---------------	-------------

HEAT 1 Start Time: 11:15

Order	Bib	Name	Ctry code	Date of Birth	PB	SB	Result	Rank
1	23	NIPPERESS James	AUS	21 MAY 1990	8:34.87	8:34.87		
2	789	MINSHIN Ildar	RUS	5 FEB 1985	8:17.74	8:34.87		
3	962	SHAMSIDINOV Mehribon	TJK	16 NOV 1995				
4	522	BERZANSKIS Justinas	LTU	12 JAN 1989	8:45.36	8:45.36		
5	466	KOSSINOV Artem	KAZ	31 JUL 1986	8:24.13			
6	394	NEEMAN Noam	ISR	26 JUN 1987	8:51.13	8:51.13		
7	984	DUVAR Hakan	TUR	21 AUG 1990	8:23.22	8:43.30		
8	244	AUS Priit	EST	9 JAN 1989	10:06.85			
9	932	JOHANSSON Fredrik	SWE	20 FEB 1986	8:50.30	9:02.91		
10	241	MARTOS ROA Sebastian	ESP	20 JUN 1989	8:22.97	8:22.97		
11	649	RAZA Ali	PAK	4 APR 1992				

HEAT 2 Start Time: 11:25

Order	Bib	Name	Ctry code	Date of Birth	PB	SB	Result	Rank
1	1017	MAKWETA Allan	UGA	23 MAR 1990				
2	934	LUNDGREN Daniel	SWE	4 JUL 1985	8:40.80			
3	694	GHINEA Alexandru	ROU	11 NOV 1989	8:37.48	8:49.50		
4	91	BROCKERVILLE Ryan Michael	CAN	29 JUL 1989	8:38.71	8:38.71		
5	226	LUDVIGSEN Anders	DEN	2 OCT 1990				
6	623	HAMMER Jonas Luraas	NOR	10 MAR 1991	9:12.10	9:13.64		
7	812	SAFIULLIN Ilgizar	RUS	9 DEC 1992	8:29.59	8:30.03		
8	381	COTTER Tomas	IRL	28 DEC 1990	8:41.02	8:41.02		
9	915	KERN Marco	SUI	30 JUL 1987	8:46.92	8:46.92		
10	412	NASTI Patrik	ITA	30 AUG 1989	8:29.08	8:30.28		

Qualification: First 4 in each heat and 4 best performers advance to the Final

Note: Athlete NARIB, E. (NAM) removed from Start list.

Timing and Results provided by  TISSOT



Results

Результаты

UNIVERSIADE RECORD	8:20.83	AKKAS Halil	TUR	Bangkok (THA)	13 AUG 2007
--------------------	---------	-------------	-----	---------------	-------------

HEAT 1 Start Time: 11:15

Rank	Bib	Name	Ctry code	Date of Birth	Order	Result	
1	789	MINSHIN Ildar	RUS	5 FEB 1985	2	8:48.55	Q
2	984	DUVAR Hakan	TUR	21 AUG 1990	7	8:49.06	Q
3	23	NIPPERESS James	AUS	21 MAY 1990	1	8:49.12	Q
4	241	MARTOS ROA Sebastian	ESP	20 JUN 1989	10	8:49.52	Q
5	522	BERZANSKIS Justinas	LTU	12 JAN 1989	4	8:49.87	q
6	394	NEEMAN Noam	ISR	26 JUN 1987	6	8:53.33	q
7	932	JOHANSSON Fredrik	SWE	20 FEB 1986	9	9:00.36	q SB
8	244	AUS Priit	EST	9 JAN 1989	8	9:06.97	PB
9	466	KOSSINOV Artem	KAZ	31 JUL 1986	5	9:16.92	
10	649	RAZA Ali	PAK	4 APR 1992	11	10:01.74	
11	962	SHAMSIDINOV Mehribon	TJK	16 NOV 1995	3	10:02.12	

Intermediate times:	1000m	3:00.62	241	MARTOS ROA Sebastian (ESP)
	2000m	6:01.58	241	MARTOS ROA Sebastian (ESP)

HEAT 2 Start Time: 11:25

Rank	Bib	Name	Ctry code	Date of Birth	Order	Result	
1	812	SAFIULLIN Ilgizar	RUS	9 DEC 1992	7	8:48.27	Q
2	412	NASTI Patrik	ITA	30 AUG 1989	10	8:52.76	Q
3	694	GHINEA Alexandru	ROU	11 NOV 1989	3	8:52.91	Q
4	915	KERN Marco	SUI	30 JUL 1987	9	8:53.01	Q
5	381	COTTER Tomas	IRL	28 DEC 1990	8	8:53.30	q
6	91	BROCKERVILLE Ryan Michael	CAN	29 JUL 1989	4	9:00.60	
7	1017	MAKWETA Allan	UGA	23 MAR 1990	1	9:05.14	
8	934	LUNDGREN Daniel	SWE	4 JUL 1985	2	9:22.33	
9	623	HAMMER Jonas Luraas	NOR	10 MAR 1991	6	9:26.64	
	226	LUDVIGSEN Anders	DEN	2 OCT 1990	5	DNF	

Intermediate times:	1000m	2:57.29	915	KERN Marco (SUI)
	2000m	6:00.14	915	KERN Marco (SUI)

Qualification: First 4 in each heat (Q) and 4 best performers (q) advance to the Final

Weather conditions at the beginning of the 1st heat

Temperature: 29 °C Humidity: 42 % Conditions: Partly cloudy

Legend	DNF Did not Finish	PB Personal Best	Q Qualified by place	q Qualified by time
	SB Season Best			

Timing and Results provided by  TISSOT



Results Summary

Итоговые результаты

UNIVERSIADE RECORD	8:20.83	AKKAS Halil	TUR	Bangkok (THA)	13 AUG 2007
--------------------	---------	-------------	-----	---------------	-------------

Rank	Bib	Name	Ctry code	Date of Birth	Heat	Order	Position	Time	
1	812	SAFIULLIN Ilgizar	RUS	9 DEC 1992	2	7	1	8:48.27	Q
2	789	MINSHIN Ildar	RUS	5 FEB 1985	1	2	1	8:48.55	Q
3	984	DUVAR Hakan	TUR	21 AUG 1990	1	7	2	8:49.06	Q
4	23	NIPPERESS James	AUS	21 MAY 1990	1	1	3	8:49.12	Q
5	241	MARTOS ROA Sebastian	ESP	20 JUN 1989	1	10	4	8:49.52	Q
6	522	BERZANSKIS Justinas	LTU	12 JAN 1989	1	4	5	8:49.87	q
7	412	NASTI Patrik	ITA	30 AUG 1989	2	10	2	8:52.76	Q
8	694	GHINEA Alexandru	ROU	11 NOV 1989	2	3	3	8:52.91	Q
9	915	KERN Marco	SUI	30 JUL 1987	2	9	4	8:53.01	Q
10	381	COTTER Tomas	IRL	28 DEC 1990	2	8	5	8:53.30	q
11	394	NEEMAN Noam	ISR	26 JUN 1987	1	6	6	8:53.33	q
12	932	JOHANSSON Fredrik	SWE	20 FEB 1986	1	9	7	9:00.36	q SB
13	91	BROCKERVILLE Ryan Michael	CAN	29 JUL 1989	2	4	6	9:00.60	
14	1017	MAKWETA Allan	UGA	23 MAR 1990	2	1	7	9:05.14	
15	244	AUS Priit	EST	9 JAN 1989	1	8	8	9:06.97	PB
16	466	KOSSINOV Artem	KAZ	31 JUL 1986	1	5	9	9:16.92	
17	934	LUNDGREN Daniel	SWE	4 JUL 1985	2	2	8	9:22.33	
18	623	HAMMER Jonas Luraas	NOR	10 MAR 1991	2	6	9	9:26.64	
19	649	RAZA Ali	PAK	4 APR 1992	1	11	10	10:01.74	
20	962	SHAMSIDINOV Mehrubon	TJK	16 NOV 1995	1	3	11	10:02.12	
	226	LUDVIGSEN Anders	DEN	2 OCT 1990	2	5		DNF	

Qualification: First 4 in each heat (Q) and 4 best performers (q) advance to the Final

Note:
These athletes are sorted on performance.

Legend
DNF Did not Finish **PB** Personal Best **Q** Qualified by place **q** qualified by time
SB Season Best

Timing and Results provided by  **TISSOT**



Start list

Стартовый список

UNIVERSIADE RECORD	8:20.83	AKKAS Halil	TUR	Bangkok (THA)	13 AUG 2007
--------------------	---------	-------------	-----	---------------	-------------

Order	Bib	Name	Ctry code	Date of Birth	PB	SB	Result	Rank
1	23	NIPPERESS James	AUS	21 MAY 1990	8:34.87	8:34.87		
2	789	MINSHIN Ildar	RUS	5 FEB 1985	8:17.74	8:34.87		
3	962	SHAMSIDINOV Mehrubon	TJK	16 NOV 1995				
4	522	BERZANSKIS Justinas	LTU	12 JAN 1989	8:45.36	8:45.36		
5	466	KOSSINOV Artem	KAZ	31 JUL 1986	8:24.13			
6	394	NEEMAN Noam	ISR	26 JUN 1987	8:51.13	8:51.13		
7	984	DUVAR Hakan	TUR	21 AUG 1990	8:23.22	8:43.30		
8	244	AUS Priit	EST	9 JAN 1989	10:06.85			
9	932	JOHANSSON Fredrik	SWE	20 FEB 1986	8:50.30	9:02.91		
10	241	MARTOS ROA Sebastian	ESP	20 JUN 1989	8:22.97	8:22.97		
11	649	RAZA Ali	PAK	4 APR 1992				

Qualification: First 4 in each heat and 4 best performers advance to the Final



Results

Результаты

UNIVERSIADE RECORD	8:20.83	AKKAS Halil	TUR	Bangkok (THA)	13 AUG 2007
---------------------------	----------------	--------------------	-----	---------------	-------------

Rank	Bib	Name	Ctry code	Date of Birth	Order	Result	
1	789	MINSHIN Ildar	RUS	5 FEB 1985	2	8:48.55	Q
2	984	DUVAR Hakan	TUR	21 AUG 1990	7	8:49.06	Q
3	23	NIPPERESS James	AUS	21 MAY 1990	1	8:49.12	Q
4	241	MARTOS ROA Sebastian	ESP	20 JUN 1989	10	8:49.52	Q
5	522	BERZANSKIS Justinas	LTU	12 JAN 1989	4	8:49.87	q
6	394	NEEMAN Noam	ISR	26 JUN 1987	6	8:53.33	q
7	932	JOHANSSON Fredrik	SWE	20 FEB 1986	9	9:00.36	q SB
8	244	AUS Priit	EST	9 JAN 1989	8	9:06.97	PB
9	466	KOSSINOV Artem	KAZ	31 JUL 1986	5	9:16.92	
10	649	RAZA Ali	PAK	4 APR 1992	11	10:01.74	
11	962	SHAMSIDINOV Mehrubon	TJK	16 NOV 1995	3	10:02.12	

Qualification: First 4 in each heat (Q) and 4 best performers (q) advance to the Final

Intermediate times:	1000m	3:00.62	241	MARTOS ROA Sebastian (ESP)
	2000m	6:01.58	241	MARTOS ROA Sebastian (ESP)

Weather conditions

Temperature: 29 °C Humidity: 42 % Conditions: Partly cloudy

Legend

PB Personal Best **Q** Qualified by place **q** Qualified by time **SB** Season Best

Timing and Results provided by  **TISSOT**



Start list

Стартовый список

REVISED
8 JUL 10:35

UNIVERSIADE RECORD	8:20.83	AKKAS Halil	TUR	Bangkok (THA)	13 AUG 2007
--------------------	---------	-------------	-----	---------------	-------------

Order	Bib	Name	Ctry code	Date of Birth	PB	SB	Result	Rank
1	1017	MAKWETA Allan	UGA	23 MAR 1990				
2	934	LUNDGREN Daniel	SWE	4 JUL 1985	8:40.80			
3	694	GHINEA Alexandru	ROU	11 NOV 1989	8:37.48	8:49.50		
4	91	BROCKERVILLE Ryan Michael	CAN	29 JUL 1989	8:38.71	8:38.71		
5	226	LUDVIGSEN Anders	DEN	2 OCT 1990				
6	623	HAMMER Jonas Luraas	NOR	10 MAR 1991	9:12.10	9:13.64		
7	812	SAFIULLIN Ilgizar	RUS	9 DEC 1992	8:29.59	8:30.03		
8	381	COTTER Tomas	IRL	28 DEC 1990	8:41.02	8:41.02		
9	915	KERN Marco	SUI	30 JUL 1987	8:46.92	8:46.92		
10	412	NASTI Patrik	ITA	30 AUG 1989	8:29.08	8:30.28		

Qualification: First 4 in each heat and 4 best performers advance to the Final

Note:

Athlete NARIB, E. (NAM) removed from Start list.

Timing and Results provided by  **TISSOT**



Results

Результаты

UNIVERSIADE RECORD	8:20.83	AKKAS Halil	TUR	Bangkok (THA)	13 AUG 2007
--------------------	---------	-------------	-----	---------------	-------------

Rank	Bib	Name	Ctry code	Date of Birth	Order	Result
1	812	SAFIULLIN Ilgizar	RUS	9 DEC 1992	7	8:48.27 Q
2	412	NASTI Patrik	ITA	30 AUG 1989	10	8:52.76 Q
3	694	GHINEA Alexandru	ROU	11 NOV 1989	3	8:52.91 Q
4	915	KERN Marco	SUI	30 JUL 1987	9	8:53.01 Q
5	381	COTTER Tomas	IRL	28 DEC 1990	8	8:53.30 q
6	91	BROCKERVILLE Ryan Michael	CAN	29 JUL 1989	4	9:00.60
7	1017	MAKWETA Allan	UGA	23 MAR 1990	1	9:05.14
8	934	LUNDGREN Daniel	SWE	4 JUL 1985	2	9:22.33
9	623	HAMMER Jonas Luraas	NOR	10 MAR 1991	6	9:26.64
	226	LUDVIGSEN Anders	DEN	2 OCT 1990	5	DNF

Qualification: First 4 in each heat (Q) and 4 best performers (q) advance to the Final

Intermediate times:


1000m	2:57.29	915	KERN Marco (SUI)
2000m	6:00.14	915	KERN Marco (SUI)

Weather conditions

Temperature: 29 °C Humidity: 42 % Conditions: Partly cloudy

Legend

DNF Did not Finish Q Qualified by place q Qualified by time

Timing and Results provided by  TISSOT



Result Book

27th Summer Universiade in Kazan 2013



Athletics

Men's 3000m Steeplechase Final





Start list

Стартовый список

UNIVERSIADE RECORD	8:20.83	AKKAS Halil	TUR	Bangkok (THA)	13 AUG 2007
--------------------	---------	-------------	-----	---------------	-------------

Order	Bib	Name	Ctry code	Date of Birth	PB	SB	Result	Rank
1	381	COTTER Tomas	IRL	28 DEC 1990	8:41.02	8:41.02		
2	23	NIPPERESS James	AUS	21 MAY 1990	8:34.87	8:34.87		
3	812	SAFIULLIN Ilgizar	RUS	9 DEC 1992	8:29.59	8:30.03		
4	915	KERN Marco	SUI	30 JUL 1987	8:46.92	8:46.92		
5	522	BERZANSKIS Justinas	LTU	12 JAN 1989	8:45.36	8:45.36		
6	789	MINSHIN Ildar	RUS	5 FEB 1985	8:17.74	8:34.87		
7	394	NEEMAN Noam	ISR	26 JUN 1987	8:51.13	8:51.13		
8	984	DUVAR Hakan	TUR	21 AUG 1990	8:23.22	8:43.30		
9	412	NASTI Patrik	ITA	30 AUG 1989	8:29.08	8:30.28		
10	694	GHINEA Alexandru	ROU	11 NOV 1989	8:37.48	8:49.50		
11	932	JOHANSSON Fredrik	SWE	20 FEB 1986	8:50.30	9:00.36		
12	241	MARTOS ROA Sebastian	ESP	20 JUN 1989	8:22.97	8:22.97		



Results

Результаты

UNIVERSIADE RECORD	8:20.83	AKKAS Halil	TUR	Bangkok (THA)	13 AUG 2007
--------------------	---------	-------------	-----	---------------	-------------

Rank	Bib	Name	Ctry code	Date of Birth	Order	Result
1	812	SAFIULLIN Ilgizar	RUS	9 DEC 1992	3	8:32.53
2	241	MARTOS ROA Sebastian	ESP	20 JUN 1989	12	8:37.94
3	412	NASTI Patrik	ITA	30 AUG 1989	9	8:38.41
4	789	MINSHIN Ildar	RUS	5 FEB 1985	6	8:44.11
5	394	NEEMAN Noam	ISR	26 JUN 1987	7	8:49.07 PB
6	915	KERN Marco	SUI	30 JUL 1987	4	8:51.76
7	694	GHINEA Alexandru	ROU	11 NOV 1989	10	8:53.14
8	522	BERZANSKIS Justinas	LTU	12 JAN 1989	5	8:54.72
9	984	DUVAR Hakan	TUR	21 AUG 1990	8	8:57.69
10	381	COTTER Tomas	IRL	28 DEC 1990	1	8:59.40
11	932	JOHANSSON Fredrik	SWE	20 FEB 1986	11	9:03.51
12	23	NIPPERESS James	AUS	21 MAY 1990	2	9:17.10

Intermediate times:	1000m	2:54.04	412	NASTI Patrik (ITA)
	2000m	5:49.74	412	NASTI Patrik (ITA)

Weather conditions

Temperature: 26 °C Humidity: 47 % Conditions: Partly cloudy

Legend

PB Personal Best

Timing and Results provided by  TISSOT



Result Book

27th Summer Universiade in Kazan 2013



Athletics

Men's 400m Hurdles





Medallists

Медалисты

As of WED 10 JUL 2013

Medal	Name	Ctry
GOLD	KUCERA Martin	SVK - Slovakia
SILVER	NDIAYE Amadou	SEN - Senegal
BRONZE	DEWHURST Ian	AUS - Australia



Result Book

27th Summer Universiade in Kazan 2013



Athletics

Men's 400m Hurdles Round 1





Start list

Стартовый список

REVISED
8 JUL 8:16

UNIVERSIADE RECORD	48.09	MYBURGH Alwyn	RSA	Beijing (CHN)	31 AUG 2001
--------------------	-------	---------------	-----	---------------	-------------

HEAT 1 Start Time: 10:30

Lane	Bib	Name	Ctry code	Date of Birth	PB	SB	Result	Rank
2	705	BENEKE Pieter Christian	RSA	18 JUL 1990	49.18	49.18		
3	914	HUSSEIN Kariem	SUI	1 APR 1989	49.61	51.27		
4	856	NDIAYE Amadou	SEN	6 DEC 1992	50.25	50.25		
5	921	KUCERA Martin	SVK	10 MAY 1990	50.69	50.69		
6	868	KALOKOH Satty	SLE	27 JAN 1994				
7	121	NYSTUEN Tait Gordon	CAN	29 MAY 1991	51.14	51.36		
8	895	DINESH Madushanka	SRI	5 NOV 1989				

HEAT 2 Start Time: 10:35

Lane	Bib	Name	Ctry code	Date of Birth	PB	SB	Result	Rank
2	351	KOROKNAI Tibor	HUN	24 JAN 1990	50.28	51.10		
3	695	NAGY Atilla Csongor	ROU	21 MAY 1988	50.31	51.04		
4	824	SKOROBOGATKO Alexandr	RUS	7 AUG 1994	49.93	49.93		
5	508	PROSMICKIS Vladislavs	LAT	28 JUL 1990	52.57	52.57		
6	430	KINO Tomoharu	JPN	4 AUG 1989	49.57	49.94		
7	596	MARITZ Johannes	NAM	10 MAY 1990	51.40	52.24		

HEAT 3 Start Time: 10:40


Lane	Bib	Name	Ctry code	Date of Birth	PB	SB	Result	Rank
2	509	SEMJONOV Maksims	LAT	2 FEB 1992	52.98	52.98		
3	544	FRISCH Jacques	LUX	18 DEC 1987	50.94	50.94		
4	465	KOBLOV Dmitriy	KAZ	30 NOV 1992	50.30	51.22		
5	963	LAMBONI Lankantien	TOG	31 MAY 1990				
6	625	IDAAS Anders Erlend	NOR	14 FEB 1990	51.64	51.66		
7	207	BARAK Vaclav	CZE	22 OCT 1990	49.95	49.95		
8	14	DEWHURST Ian	AUS	13 NOV 1990	49.93	49.93		

HEAT 4 Start Time: 10:45

Lane	Bib	Name	Ctry code	Date of Birth	PB	SB	Result	Rank
2	69	LAGAMANG Daniel	BOT	9 SEP 1991	50.88			
3	956	AZIM Abdullaev	TJK	10 SEP 1994				
4	435	NOZAWA Keisuke	JPN	7 JUN 1991	49.15	49.86		
5	819	SHABLYUEV Ivan	RUS	17 APR 1988	50.17	50.17		
6	563	CRAVCENCO Alexei	MDA	30 AUG 1988	50.82	50.82		
7	928	AKERSTROM Niclas	SWE	20 MAY 1988	51.41	51.42		
8	416	MAITLAND Nicholas	JAM	27 NOV 1989	51.09	51.26		

Qualification: First 3 in each heat and 4 best performers advance to the Semifinals

Note: Start Times changed.

Timing and Results provided by  **TISSOT**



Results

Результаты

UNIVERSIADE RECORD	48.09	MYBURGH Alwyn	RSA	Beijing (CHN)	31 AUG 2001
--------------------	-------	---------------	-----	---------------	-------------

HEAT 1 Start Time: 10:30

Rank	Bib	Name	Ctry code	Date of Birth	Lane	Reaction time	Result	
1	705	BENEKE Pieter Christian	RSA	18 JUL 1990	2	0.164	50.11	Q
2	921	KUCERA Martin	SVK	10 MAY 1990	5	0.242	50.18	Q PB
3	856	NDIAYE Amadou	SEN	6 DEC 1992	4	0.184	50.35	Q
4	121	NYSTUEN Tait Gordon	CAN	29 MAY 1991	7	0.165	50.45	q PB
5	914	HUSSEIN Kariem	SUI	1 APR 1989	3	0.157	51.30	q
	895	DINESH Madushanka	SRI	5 NOV 1989	8	0.195	DNF	
	868	KALOKOH Satty	SLE	27 JAN 1994	6		DNS	

HEAT 2 Start Time: 10:35

Rank	Bib	Name	Ctry code	Date of Birth	Lane	Reaction time	Result	
1	430	KINO Tomoharu	JPN	4 AUG 1989	6	0.185	50.32	Q
2	695	NAGY Atilla Csongor	ROU	21 MAY 1988	3	0.219	50.83	Q SB
3	351	KOROKNAI Tibor	HUN	24 JAN 1990	2	0.180	51.02	Q SB
4	824	SKOROBOGATKO Alexandr	RUS	7 AUG 1994	4	0.179	51.74	q
5	596	MARITZ Johannes	NAM	10 MAY 1990	7	0.161	52.18	SB
6	508	PROSMICKIS Vladislavs	LAT	28 JUL 1990	5	0.158	52.65	

HEAT 3 Start Time: 10:40

Rank	Bib	Name	Ctry code	Date of Birth	Lane	Reaction time	Result	
1	14	DEWHURST Ian	AUS	13 NOV 1990	8	0.211	50.71	Q
2	207	BARAK Vaclav	CZE	22 OCT 1990	7	0.213	50.77	Q
3	544	FRISCH Jacques	LUX	18 DEC 1987	3	0.226	51.40	Q
4	465	KOBLOV Dmitriy	KAZ	30 NOV 1992	4	0.184	51.58	q
5	509	SEMJONOV Maksims	LAT	2 FEB 1992	2	0.165	52.92	PB
6	625	IDAAS Anders Erlend	NOR	14 FEB 1990	6	0.219	54.00	
7	963	LAMBONI Lankantien	TOG	31 MAY 1990	5	0.250	55.06	

HEAT 4 Start Time: 10:45


Rank	Bib	Name	Ctry code	Date of Birth	Lane	Reaction time	Result	
1	435	NOZAWA Keisuke	JPN	7 JUN 1991	4	0.194	50.01	Q
2	819	SHABLYUEV Ivan	RUS	17 APR 1988	5	0.174	51.07	Q
3	928	AKERSTROM Niclas	SWE	20 MAY 1988	7	0.176	52.45	Q
4	563	CRAVCENCO Alexei	MDA	30 AUG 1988	6	0.198	52.47	
5	69	LAGAMANG Daniel	BOT	9 SEP 1991	2	0.185	54.60	
6	956	AZIM Abdullaev	TJK	10 SEP 1994	3	0.213	55.05	
	416	MAITLAND Nicholas	JAM	27 NOV 1989	8		DNS	

Qualification: First 3 in each heat (Q) and 4 best performers (q) advance to the Semifinals

Weather conditions at the beginning of the 1st heat

Temperature: 27 °C Humidity: 40 % Conditions: Partly cloudy

Legend	
DNF	Did not Finish
q	Qualified by time
DNS	Did not Start
SB	Season Best
PB	Personal Best
Q	Qualified by place

Timing and Results provided by  TISSOT



Results Summary

Итоговые результаты

UNIVERSIADE RECORD	48.09	MYBURGH Alwyn	RSA	Beijing (CHN)	31 AUG 2001
--------------------	-------	---------------	-----	---------------	-------------

Rank	Bib	Name	Ctry code	Date of Birth	Heat	Lane	Position	Time	
1	435	NOZAWA Keisuke	JPN	7 JUN 1991	4	4	1	50.01	Q
2	705	BENEKE Pieter Christian	RSA	18 JUL 1990	1	2	1	50.11	Q
3	921	KUCERA Martin	SVK	10 MAY 1990	1	5	2	50.18	Q PB
4	430	KINO Tomoharu	JPN	4 AUG 1989	2	6	1	50.32	Q
5	856	NDIAYE Amadou	SEN	6 DEC 1992	1	4	3	50.35	Q
6	121	NYSTUEN Tait Gordon	CAN	29 MAY 1991	1	7	4	50.45	q PB
7	14	DEWHURST Ian	AUS	13 NOV 1990	3	8	1	50.71	Q
8	207	BARAK Vaclav	CZE	22 OCT 1990	3	7	2	50.77	Q
9	695	NAGY Atilla Csongor	ROU	21 MAY 1988	2	3	2	50.83	Q SB
10	351	KOROKNAI Tibor	HUN	24 JAN 1990	2	2	3	51.02	Q SB
11	819	SHABLYUEV Ivan	RUS	17 APR 1988	4	5	2	51.07	Q
12	914	HUSSEIN Kariem	SUI	1 APR 1989	1	3	5	51.30	q
13	544	FRISCH Jacques	LUX	18 DEC 1987	3	3	3	51.40	Q
14	465	KOBLOV Dmitriy	KAZ	30 NOV 1992	3	4	4	51.58	q
15	824	SKOROBOGATKO Alexandr	RUS	7 AUG 1994	2	4	4	51.74	q
16	596	MARITZ Johannes	NAM	10 MAY 1990	2	7	5	52.18	SB
17	928	AKERSTROM Niclas	SWE	20 MAY 1988	4	7	3	52.45	Q
18	563	CRAVCENCO Alexei	MDA	30 AUG 1988	4	6	4	52.47	
19	508	PROSMICKIS Vladislavs	LAT	28 JUL 1990	2	5	6	52.65	
20	509	SEMJONOV Maksims	LAT	2 FEB 1992	3	2	5	52.92	PB
21	625	IDAAS Anders Erlend	NOR	14 FEB 1990	3	6	6	54.00	
22	69	LAGAMANG Daniel	BOT	9 SEP 1991	4	2	5	54.60	
23	956	AZIM Abdullaev	TJK	10 SEP 1994	4	3	6	55.05	
24	963	LAMBONI Lankantien	TOG	31 MAY 1990	3	5	7	55.06	
	895	DINESH Madushanka	SRI	5 NOV 1989	1	8		DNF	
	868	KALOKOH Satty	SLE	27 JAN 1994	1	6		DNS	
	416	MAITLAND Nicholas	JAM	27 NOV 1989	4	8		DNS	

Qualification: First 3 in each heat (Q) and 4 best performers (q) advance to the Semifinals

Note:
These athletes are sorted on performance.

Legend
DNF Did not Finish **DNS** Did not Start **PB** Personal Best **Q** Qualified by place
q qualified by time **SB** Season Best

Timing and Results provided by  **TISSOT**



Start list

Стартовый список

UNIVERSIADE RECORD	48.09	MYBURGH Alwyn	RSA	Beijing (CHN)	31 AUG 2001
--------------------	-------	---------------	-----	---------------	-------------

Lane	Bib	Name	Ctry code	Date of Birth	PB	SB	Result	Rank
2	705	BENEKE Pieter Christian	RSA	18 JUL 1990	49.18	49.18		
3	914	HUSSEIN Kariem	SUI	1 APR 1989	49.61	51.27		
4	856	NDIAYE Amadou	SEN	6 DEC 1992	50.25	50.25		
5	921	KUCERA Martin	SVK	10 MAY 1990	50.69	50.69		
6	868	KALOKOH Satty	SLE	27 JAN 1994				
7	121	NYSTUEN Tait Gordon	CAN	29 MAY 1991	51.14	51.36		
8	895	DINESH Madushanka	SRI	5 NOV 1989				

Qualification: First 3 in each heat and 4 best performers advance to the Semifinals



Results

Результаты

UNIVERSIADE RECORD	48.09	MYBURGH Alwyn	RSA	Beijing (CHN)	31 AUG 2001
--------------------	-------	---------------	-----	---------------	-------------

Rank	Bib	Name	Ctry code	Date of Birth	Lane	Reaction time	Result
1	705	BENEKE Pieter Christian	RSA	18 JUL 1990	2	0.164	50.11 Q
2	921	KUCERA Martin	SVK	10 MAY 1990	5	0.242	50.18 Q PB
3	856	NDIAYE Amadou	SEN	6 DEC 1992	4	0.184	50.35 Q
4	121	NYSTUEN Tait Gordon	CAN	29 MAY 1991	7	0.165	50.45 PB
5	914	HUSSEIN Kariem	SUI	1 APR 1989	3	0.157	51.30
	895	DINESH Madushanka	SRI	5 NOV 1989	8	0.195	DNF
	868	KALOKOH Satty	SLE	27 JAN 1994	6		DNS

Qualification: First 3 in each heat (Q) and 4 best performers (q) advance to the Semifinals

Weather conditions

Temperature: 27 °C Humidity: 40 % Conditions: Partly cloudy

Legend

DNF Did not Finish **DNS** Did not Start **PB** Personal Best **Q** Qualified by place

Timing and Results provided by  **TISSOT**



Start list

Стартовый список


REVISED
8 JUL 8:20

UNIVERSIADE RECORD	48.09	MYBURGH Alwyn	RSA	Beijing (CHN)	31 AUG 2001
--------------------	-------	---------------	-----	---------------	-------------

Lane	Bib	Name	Ctry code	Date of Birth	PB	SB	Result	Rank
2	351	KOROKNAI Tibor	HUN	24 JAN 1990	50.28	51.10		
3	695	NAGY Atila Csongor	ROU	21 MAY 1988	50.31	51.04		
4	824	SKOROBOGATKO Alexandr	RUS	7 AUG 1994	49.93	49.93		
5	508	PROSMICKIS Vladislavs	LAT	28 JUL 1990	52.57	52.57		
6	430	KINO Tomoharu	JPN	4 AUG 1989	49.57	49.94		
7	596	MARITZ Johannes	NAM	10 MAY 1990	51.40	52.24		

Qualification: First 3 in each heat and 4 best performers advance to the Semifinals

Note:
Start Time changed.

Timing and Results provided by  **TISSOT**



Results

Результаты

UNIVERSIADE RECORD	48.09	MYBURGH Alwyn	RSA	Beijing (CHN)	31 AUG 2001
--------------------	-------	---------------	-----	---------------	-------------

Rank	Bib	Name	Ctry code	Date of Birth	Lane	Reaction time	Result
1	430	KINO Tomoharu	JPN	4 AUG 1989	6	0.185	50.32 Q
2	695	NAGY Atilla Csongor	ROU	21 MAY 1988	3	0.219	50.83 Q SB
3	351	KOROKNAI Tibor	HUN	24 JAN 1990	2	0.180	51.02 Q SB
4	824	SKOROBOGATKO Alexandr	RUS	7 AUG 1994	4	0.179	51.74
5	596	MARITZ Johannes	NAM	10 MAY 1990	7	0.161	52.18 SB
6	508	PROSMICKIS Vladislavs	LAT	28 JUL 1990	5	0.158	52.65

Qualification: First 3 in each heat (Q) and 4 best performers (q) advance to the Semifinals

Weather conditions

Temperature: 27 °C Humidity: 40 % Conditions: Partly cloudy

Legend

Q Qualified by place SB Season Best

Timing and Results provided by  TISSOT



Start list

Стартовый список


REVISED
8 JUL 8:21

UNIVERSIADE RECORD	48.09	MYBURGH Alwyn	RSA	Beijing (CHN)	31 AUG 2001
--------------------	-------	---------------	-----	---------------	-------------

Lane	Bib	Name	Ctry code	Date of Birth	PB	SB	Result	Rank
2	509	SEMJONOVS Maksims	LAT	2 FEB 1992	52.98	52.98		
3	544	FRISCH Jacques	LUX	18 DEC 1987	50.94	50.94		
4	465	KOBLOV Dmitriy	KAZ	30 NOV 1992	50.30	51.22		
5	963	LAMBONI Lankantien	TOG	31 MAY 1990				
6	625	IDAAS Anders Erlend	NOR	14 FEB 1990	51.64	51.66		
7	207	BARAK Vaclav	CZE	22 OCT 1990	49.95	49.95		
8	14	DEWHURST Ian	AUS	13 NOV 1990	49.93	49.93		

Qualification: First 3 in each heat and 4 best performers advance to the Semifinals

Note:
Start Time changed.

Timing and Results provided by  **TISSOT**



Results

Результаты

UNIVERSIADE RECORD	48.09	MYBURGH Alwyn	RSA	Beijing (CHN)	31 AUG 2001
--------------------	-------	---------------	-----	---------------	-------------

Rank	Bib	Name	Ctry code	Date of Birth	Lane	Reaction time	Result
1	14	DEWHURST Ian	AUS	13 NOV 1990	8	0.211	50.71 Q
2	207	BARAK Vaclav	CZE	22 OCT 1990	7	0.213	50.77 Q
3	544	FRISCH Jacques	LUX	18 DEC 1987	3	0.226	51.40 Q
4	465	KOBLOV Dmitriy	KAZ	30 NOV 1992	4	0.184	51.58
5	509	SEMJONOVS Maksims	LAT	2 FEB 1992	2	0.165	52.92 PB
6	625	IDAAS Anders Erlend	NOR	14 FEB 1990	6	0.219	54.00
7	963	LAMBONI Lankantien	TOG	31 MAY 1990	5	0.250	55.06

Qualification: First 3 in each heat (Q) and 4 best performers (q) advance to the Semifinals

Weather conditions

Temperature: 27 °C Humidity: 40 % Conditions: Partly cloudy

Legend

PB Personal Best Q Qualified by place

Timing and Results provided by  TISSOT



Start list

Стартовый список

REVISED
8 JUL 8:22

UNIVERSIADE RECORD	48.09	MYBURGH Alwyn	RSA	Beijing (CHN)	31 AUG 2001
--------------------	-------	---------------	-----	---------------	-------------

Lane	Bib	Name	Ctry code	Date of Birth	PB	SB	Result	Rank
2	69	LAGAMANG Daniel	BOT	9 SEP 1991	50.88			
3	956	AZIM Abdullaev	TJK	10 SEP 1994				
4	435	NOZAWA Keisuke	JPN	7 JUN 1991	49.15	49.86		
5	819	SHABLYUEV Ivan	RUS	17 APR 1988	50.17	50.17		
6	563	CRAVCENCO Alexei	MDA	30 AUG 1988	50.82	50.82		
7	928	AKERSTROM Niclas	SWE	20 MAY 1988	51.41	51.42		
8	416	MAITLAND Nicholas	JAM	27 NOV 1989	51.09	51.26		

Qualification: First 3 in each heat and 4 best performers advance to the Semifinals

Note:
Start Time changed.

Timing and Results provided by  **TISSOT**



Results

Результаты

UNIVERSIADE RECORD	48.09	MYBURGH Alwyn	RSA	Beijing (CHN)	31 AUG 2001
--------------------	-------	---------------	-----	---------------	-------------

Rank	Bib	Name	Ctry code	Date of Birth	Lane	Reaction time	Result
1	435	NOZAWA Keisuke	JPN	7 JUN 1991	4	0.194	50.01 Q
2	819	SHABLYUEV Ivan	RUS	17 APR 1988	5	0.174	51.07 Q
3	928	AKERSTROM Niclas	SWE	20 MAY 1988	7	0.176	52.45 Q
4	563	CRAVCENCO Alexei	MDA	30 AUG 1988	6	0.198	52.47
5	69	LAGAMANG Daniel	BOT	9 SEP 1991	2	0.185	54.60
6	956	AZIM Abdullaev	TJK	10 SEP 1994	3	0.213	55.05
	416	MAITLAND Nicholas	JAM	27 NOV 1989	8		DNS


Qualification: First 3 in each heat (Q) and 4 best performers (q) advance to the Semifinals

Weather conditions

Temperature: 27 °C Humidity: 40 % Conditions: Partly cloudy

Legend

DNS Did not Start Q Qualified by place

Timing and Results provided by  TISSOT



Result Book

27th Summer Universiade in Kazan 2013



Athletics

Men's 400m Hurdles Semifinals





Start list

Стартовый список

UNIVERSIADE RECORD	48.09	MYBURGH Alwyn	RSA	Beijing (CHN)	31 AUG 2001
--------------------	-------	---------------	-----	---------------	-------------

SEMIFINAL 1 Start Time: 18:20

Lane	Bib	Name	Ctry code	Date of Birth	PB	SB	Result	Rank
1	465	KOBLOV Dmitriy	KAZ	30 NOV 1992	50.30	51.22		
2	824	SKOROBOGATKO Alexandr	RUS	7 AUG 1994	49.93	49.93		
3	207	BARAK Vaclav	CZE	22 OCT 1990	49.95	49.95		
4	430	KINO Tomoharu	JPN	4 AUG 1989	49.57	49.94		
5	705	BENEKE Pieter Christian	RSA	18 JUL 1990	49.18	49.18		
6	695	NAGY Atilla Csongor	ROU	21 MAY 1988	50.31	50.83		
7	544	FRISCH Jacques	LUX	18 DEC 1987	50.94	50.94		
8	351	KOROKNAI Tibor	HUN	24 JAN 1990	50.28	51.02		

SEMIFINAL 2 Start Time: 18:25

Lane	Bib	Name	Ctry code	Date of Birth	PB	SB	Result	Rank
1	121	NYSTUEN Tait Gordon	CAN	29 MAY 1991	50.45	50.45		
2	914	HUSSEIN Kariem	SUI	1 APR 1989	49.61	51.27		
3	435	NOZAWA Keisuke	JPN	7 JUN 1991	49.15	49.86		
4	921	KUCERA Martin	SVK	10 MAY 1990	50.18	50.18		
5	14	DEWHURST Ian	AUS	13 NOV 1990	49.93	49.93		
6	819	SHABLYUEV Ivan	RUS	17 APR 1988	50.17	50.17		
7	928	AKERSTROM Niclas	SWE	20 MAY 1988	51.41	51.42		
8	856	NDIAYE Amadou	SEN	6 DEC 1992	50.25	50.25		

Qualification: First 3 in each heat and 2 best performers advance to the Final



Results

Результаты

UNIVERSIADE RECORD	48.09	MYBURGH Alwyn	RSA	Beijing (CHN)	31 AUG 2001
--------------------	-------	---------------	-----	---------------	-------------

SEMIFINAL 1

Start Time: 18:20

Rank	Bib	Name	Ctry code	Date of Birth	Lane	Reaction time	Result	
1	705	BENEKE Pieter Christian	RSA	18 JUL 1990	5	0.159	49.91	Q
2	430	KINO Tomoharu	JPN	4 AUG 1989	4	0.162	50.31	Q
3	207	BARAK Vaclav	CZE	22 OCT 1990	3	0.182	50.56	Q
4	351	KOROKNAI Tibor	HUN	24 JAN 1990	8	0.180	50.61	SB
5	824	SKOROBOGATKO Alexandr	RUS	7 AUG 1994	2	0.153	50.73	
6	544	FRISCH Jacques	LUX	18 DEC 1987	7	0.176	51.50	
7	465	KOBLOV Dmitriy	KAZ	30 NOV 1992	1	0.175	53.60	
8	695	NAGY Atilla Csongor	ROU	21 MAY 1988	6	0.202	54.13	

SEMIFINAL 2

Start Time: 18:25

Rank	Bib	Name	Ctry code	Date of Birth	Lane	Reaction time	Result	
1	856	NDIAYE Amadou	SEN	6 DEC 1992	8	0.193	49.74	Q PB
2	819	SHABLYUEV Ivan	RUS	17 APR 1988	6	0.190	49.82	Q PB
3	14	DEWHURST Ian	AUS	13 NOV 1990	5	0.226	49.89	Q PB
4	435	NOZAWA Keisuke	JPN	7 JUN 1991	3	0.181	49.90	q
5	921	KUCERA Martin	SVK	10 MAY 1990	4	0.183	49.91	q PB
6	121	NYSTUEN Tait Gordon	CAN	29 MAY 1991	1	0.151	50.90	
7	914	HUSSEIN Kariem	SUI	1 APR 1989	2	0.156	51.94	
	928	AKERSTROM Niclas	SWE	20 MAY 1988	7	0.177	DNF	

Qualification: First 3 in each heat (Q) and 2 best performers (q) advance to the Final

Weather conditions at the beginning of the 1st heat

Temperature: 20 °C Humidity: 83 % Conditions: Cloudy

Legend

DNF Did not Finish PB Personal Best Q Qualified by place q Qualified by time
SB Season Best

Timing and Results provided by  TISSOT



Results Summary

Итоговые результаты


UNIVERSIADE RECORD	48.09	MYBURGH Alwyn	RSA	Beijing (CHN)	31 AUG 2001
--------------------	-------	---------------	-----	---------------	-------------

Rank	Bib	Name	Ctry code	Date of Birth	Heat	Lane	Position	Time		
1	856	NDIAYE Amadou	SEN	6 DEC 1992	2	8	1	49.74	Q	PB
2	819	SHABLYUEV Ivan	RUS	17 APR 1988	2	6	2	49.82	Q	PB
3	14	DEWHURST Ian	AUS	13 NOV 1990	2	5	3	49.89	Q	PB
4	435	NOZAWA Keisuke	JPN	7 JUN 1991	2	3	4	49.90	q	
5	705	BENEKE Pieter Christian	RSA	18 JUL 1990	1	5	1	49.91	Q	
5	921	KUCERA Martin	SVK	10 MAY 1990	2	4	5	49.91	q	PB
7	430	KINO Tomoharu	JPN	4 AUG 1989	1	4	2	50.31	Q	
8	207	BARAK Vaclav	CZE	22 OCT 1990	1	3	3	50.56	Q	
9	351	KOROKNAI Tibor	HUN	24 JAN 1990	1	8	4	50.61		SB
10	824	SKOROBOGATKO Alexandr	RUS	7 AUG 1994	1	2	5	50.73		
11	121	NYSTUEN Tait Gordon	CAN	29 MAY 1991	2	1	6	50.90		
12	544	FRISCH Jacques	LUX	18 DEC 1987	1	7	6	51.50		
13	914	HUSSEIN Kariem	SUI	1 APR 1989	2	2	7	51.94		
14	465	KOBLOV Dmitriy	KAZ	30 NOV 1992	1	1	7	53.60		
15	695	NAGY Atilla Csongor	ROU	21 MAY 1988	1	6	8	54.13		
	928	AKERSTROM Niclas	SWE	20 MAY 1988	2	7		DNF		

Qualification: First 3 in each heat (Q) and 2 best performers (q) advance to the Final

Note:
These athletes are sorted on performance.

Legend
DNF Did not Finish **PB** Personal Best **Q** Qualified by place **q** qualified by time
SB Season Best

Timing and Results provided by  **TISSOT**



Start list

Стартовый список

UNIVERSIADE RECORD	48.09	MYBURGH Alwyn	RSA	Beijing (CHN)	31 AUG 2001
--------------------	-------	---------------	-----	---------------	-------------

Lane	Bib	Name	Ctry code	Date of Birth	PB	SB	Result	Rank
1	465	KOBLOV Dmitriy	KAZ	30 NOV 1992	50.30	51.22		
2	824	SKOROBOGATKO Alexandr	RUS	7 AUG 1994	49.93	49.93		
3	207	BARAK Vaclav	CZE	22 OCT 1990	49.95	49.95		
4	430	KINO Tomoharu	JPN	4 AUG 1989	49.57	49.94		
5	705	BENEKE Pieter Christian	RSA	18 JUL 1990	49.18	49.18		
6	695	NAGY Atilla Csongor	ROU	21 MAY 1988	50.31	50.83		
7	544	FRISCH Jacques	LUX	18 DEC 1987	50.94	50.94		
8	351	KOROKNAI Tibor	HUN	24 JAN 1990	50.28	51.02		

Qualification: First 3 in each heat and 2 best performers advance to the Final



Results

Результаты

UNIVERSIADE RECORD	48.09	MYBURGH Alwyn	RSA	Beijing (CHN)	31 AUG 2001
--------------------	-------	---------------	-----	---------------	-------------

Rank	Bib	Name	Ctry code	Date of Birth	Lane	Reaction time	Result
1	705	BENEKE Pieter Christian	RSA	18 JUL 1990	5	0.159	49.91 Q
2	430	KINO Tomoharu	JPN	4 AUG 1989	4	0.162	50.31 Q
3	207	BARAK Vaclav	CZE	22 OCT 1990	3	0.182	50.56 Q
4	351	KOROKNAI Tibor	HUN	24 JAN 1990	8	0.180	50.61 SB
5	824	SKOROBOGATKO Alexandr	RUS	7 AUG 1994	2	0.153	50.73
6	544	FRISCH Jacques	LUX	18 DEC 1987	7	0.176	51.50
7	465	KOBLOV Dmitriy	KAZ	30 NOV 1992	1	0.175	53.60
8	695	NAGY Atilla Csongor	ROU	21 MAY 1988	6	0.202	54.13

Qualification: First 3 in each heat (Q) and 2 best performers (q) advance to the Final

Weather conditions

Temperature: 20 °C Humidity: 83 % Conditions: Cloudy

Legend

Q Qualified by place SB Season Best

Timing and Results provided by  TISSOT



Start list

Стартовый список

UNIVERSIADE RECORD	48.09	MYBURGH Alwyn	RSA	Beijing (CHN)	31 AUG 2001
--------------------	-------	---------------	-----	---------------	-------------

Lane	Bib	Name	Ctry code	Date of Birth	PB	SB	Result	Rank
1	121	NYSTUEN Tait Gordon	CAN	29 MAY 1991	50.45	50.45		
2	914	HUSSEIN Kariem	SUI	1 APR 1989	49.61	51.27		
3	435	NOZAWA Keisuke	JPN	7 JUN 1991	49.15	49.86		
4	921	KUCERA Martin	SVK	10 MAY 1990	50.18	50.18		
5	14	DEWHURST Ian	AUS	13 NOV 1990	49.93	49.93		
6	819	SHABLYUEV Ivan	RUS	17 APR 1988	50.17	50.17		
7	928	AKERSTROM Niclas	SWE	20 MAY 1988	51.41	51.42		
8	856	NDIAYE Amadou	SEN	6 DEC 1992	50.25	50.25		

Qualification: First 3 in each heat and 2 best performers advance to the Final



Results

Результаты

UNIVERSIADE RECORD	48.09	MYBURGH Alwyn	RSA	Beijing (CHN)	31 AUG 2001
--------------------	-------	---------------	-----	---------------	-------------

Rank	Bib	Name	Ctry code	Date of Birth	Lane	Reaction time	Result
1	856	NDIAYE Amadou	SEN	6 DEC 1992	8	0.193	49.74 Q PB
2	819	SHABLYUEV Ivan	RUS	17 APR 1988	6	0.190	49.82 Q PB
3	14	DEWHURST Ian	AUS	13 NOV 1990	5	0.226	49.89 Q PB
4	435	NOZAWA Keisuke	JPN	7 JUN 1991	3	0.181	49.90 q
5	921	KUCERA Martin	SVK	10 MAY 1990	4	0.183	49.91 q PB
6	121	NYSTUEN Tait Gordon	CAN	29 MAY 1991	1	0.151	50.90
7	914	HUSSEIN Kariem	SUI	1 APR 1989	2	0.156	51.94
	928	AKERSTROM Niclas	SWE	20 MAY 1988	7	0.177	DNF


Qualification: First 3 in each heat (Q) and 2 best performers (q) advance to the Final

Weather conditions

Temperature: 20 °C Humidity: 83 % Conditions: Cloudy

Legend

DNF Did not Finish PB Personal Best Q Qualified by place q qualified by time

Timing and Results provided by  TISSOT



Result Book

27th Summer Universiade in Kazan 2013



Athletics

Men's 400m Hurdles Final





Start list

Стартовый список

UNIVERSIADE RECORD	48.09	MYBURGH Alwyn	RSA	Beijing (CHN)	31 AUG 2001
--------------------	-------	---------------	-----	---------------	-------------

Lane	Bib	Name	Ctry code	Date of Birth	PB	SB	Result	Rank
1	921	KUCERA Martin	SVK	10 MAY 1990	49.91	49.91		
2	435	NOZAWA Keisuke	JPN	7 JUN 1991	49.15	49.86		
3	856	NDIAYE Amadou	SEN	6 DEC 1992	49.74	49.74		
4	705	BENEKE Pieter Christian	RSA	18 JUL 1990	49.18	49.18		
5	430	KINO Tomoharu	JPN	4 AUG 1989	49.57	49.94		
6	819	SHABLYUEV Ivan	RUS	17 APR 1988	49.82	49.82		
7	14	DEWHURST Ian	AUS	13 NOV 1990	49.89	49.89		
8	207	BARAK Vaclav	CZE	22 OCT 1990	49.95	49.95		



Results

Результаты

UNIVERSIADE RECORD	48.09	MYBURGH Alwyn	RSA	Beijing (CHN)	31 AUG 2001
--------------------	-------	---------------	-----	---------------	-------------


Rank	Bib	Name	Ctry code	Date of Birth	Lane	Reaction time	Result
1	921	KUCERA Martin	SVK	10 MAY 1990	1	0.202	49.79 PB
2	856	NDIAYE Amadou	SEN	6 DEC 1992	3	0.193	49.90
3	14	DEWHURST Ian	AUS	13 NOV 1990	7	0.189	49.96
4	430	KINO Tomoharu	JPN	4 AUG 1989	5	0.204	50.02
5	819	SHABLYUEV Ivan	RUS	17 APR 1988	6	0.176	50.11
6	435	NOZAWA Keisuke	JPN	7 JUN 1991	2	0.184	50.15
7	207	BARAK Vaclav	CZE	22 OCT 1990	8	0.215	50.28
8	705	BENEKE Pieter Christian	RSA	18 JUL 1990	4	0.175	50.51

Weather conditions

Temperature: 25 °C Humidity: 54 % Conditions: Partly cloudy

Legend

PB Personal Best

Timing and Results provided by  **TISSOT**



Result Book

27th Summer Universiade in Kazan 2013



Athletics

Men's 5000m





Medallists

Медалисты

As of FRI 12 JUL 2013

Medal	Name	Ctry
GOLD	IBRAHIMOV Hayle	AZE - Azerbaijan
SILVER	CHELIMO Paul	KEN - Kenya
BRONZE	RINGER Richard Klaus	GER - Germany



Result Book

27th Summer Universiade in Kazan 2013



Athletics

Men's 5000m Round 1





Start list

Стартовый список

UNIVERSIADE RECORD	13:37.52	LEBID Serhiy	UKR	Palma de Mallorca (ESP)	10 JUL 1999
--------------------	----------	--------------	-----	-------------------------	-------------

HEAT 1 Start Time: 21:22

Order	Bib	Name	Ctry code	Date of Birth	PB	SB	Result	Rank
1	849	MUGABO Jean Paul	RWA	23 MAR 1986				
2	704	ANDREAS Jeromy	RSA	28 FEB 1992	13:56.12	13:56.12		
3	1020	NJIA Benjamin	UGA	19 OCT 1989				
4	227	OMAR ABDI Ibrahim	DJI	1 JAN 1986				
5	345	GONZALEZ ROMERO Victor Manuel	GUA	29 JUN 1987				
6	120	NIXON Andrew William	CAN	31 AUG 1991	13:55.80	13:55.80		
7	262	NURME Tiidrek	EST	18 NOV 1985	13:31.87	13:37.65		
8	407	LA ROSA Stefano	ITA	22 SEP 1985	13:23.58	13:40.68		
9	363	BIND Rajendra	IND	7 AUG 1995				
10	41	IBRAHIMOV Hayle	AZE	18 JAN 1990	13:11.34	13:23.59		
11	990	KOYUNCU Kemal	TUR	25 JAN 1985	13:35.72	13:51.72		
12	890	BARRE Abdullahi	SOM	1 MAR 1993				
13	275	DEMLEW Dessie Getnet	ETH	18 SEP 1990				
14	813	SAFRONOV Andrey	RUS	16 DEC 1985	13:30.30	13:52.33		
15	603	K.C. Anup	NEP	27 MAR 1987				
16	499	GIRGENSONS Janis	LAT	20 AUG 1991	14:23.83			

HEAT 2 Start Time: 21:50

Order	Bib	Name	Ctry code	Date of Birth	PB	SB	Result	Rank
1	191	ADAMOU Mohamadou	CMR	17 APR 1993				
2	1017	MAKWETA Allan	UGA	23 MAR 1990				
3	244	AUS Priit	EST	9 JAN 1989				
4	328	AKUKA William Awunime	GHA	25 MAY 1993				
5	545	MELLINA Pol	LUX	22 JUN 1988	14:10.89	14:10.89		
6	1077	GORIMBO Munyaradzi	ZIM	18 NOV 1989				
7	475	CHELIMO Paul	KEN	27 OCT 1990	13:21.89	13:36.27		
8	495	BRISKA Kaspars	LAT	20 NOV 1988				
9	810	RYBAKOV Evgeny	RUS	27 FEB 1985	13:31.36	13:48.33		
10	701	TRIFAN Adrian Ionel	ROU	24 DEC 1990	14:19.90			
11	93	BRUCHET Lucas Bentley	CAN	23 FEB 1991	13:54.39	13:54.39		
12	226	LUDVIGSEN Anders	DEN	2 OCT 1990				
13	713	HLASELO Andries	RSA	8 JUN 1989	13:47.23	13:47.23		
14	570	ESPARZA PEREZ Jesus Arturo	MEX	26 AUG 1990				
15	321	RINGER Richard Klaus	GER	27 FEB 1989	13:27.29	13:27.29		
16	620	ALNES Johannes	NOR	7 JUN 1990				

Qualification: First 5 in each heat and 5 best performers advance to the Final



Results

Результаты

UNIVERSIADE RECORD	13:37.52	LEBID Serhiy	UKR	Palma de Mallorca (ESP)	10 JUL 1999
--------------------	----------	--------------	-----	-------------------------	-------------

HEAT 1 Start Time: 21:22

Rank	Bib	Name	Ctry code	Date of Birth	Order	Result
1	41	IBRAHIMOV Hayle	AZE	18 JAN 1990	10	13:50.75 Q
2	704	ANDREAS Jeromy	RSA	28 FEB 1992	2	14:02.65 Q
3	407	LA ROSA Stefano	ITA	22 SEP 1985	8	14:03.93 Q
4	120	NIXON Andrew William	CAN	31 AUG 1991	6	14:04.08 Q
5	262	NURME Tiidrek	EST	18 NOV 1985	7	14:06.85 Q
6	813	SAFRONOV Andrey	RUS	16 DEC 1985	14	14:09.82 q
7	990	KOYUNCU Kemal	TUR	25 JAN 1985	11	14:12.10 q
8	227	OMAR ABDI Ibrahim	DJI	1 JAN 1986	4	14:18.01 q
9	275	DEMLEW Dessie Getnet	ETH	18 SEP 1990	13	14:38.34 q
10	345	GONZALEZ ROMERO Victor Manuel	GUA	29 JUN 1987	5	14:41.27
11	1020	NJIA Benjamin	UGA	19 OCT 1989	3	14:45.96
12	499	GIRGENSONS Janis	LAT	20 AUG 1991	16	14:49.22
	890	BARRE Abdullahi	SOM	1 MAR 1993	12	DNF
	363	BIND Rajendra	IND	7 AUG 1995	9	DNF
	603	K.C. Anup	NEP	27 MAR 1987	15	DNS
	849	MUGABO Jean Paul	RWA	23 MAR 1986	1	DNS

Intermediate times:

1000m	2:49.57	890 BARRE Abdullahi (SOM)
2000m	5:42.86	41 IBRAHIMOV Hayle (AZE)
3000m	8:23.48	41 IBRAHIMOV Hayle (AZE)
4000m	11:06.12	41 IBRAHIMOV Hayle (AZE)

HEAT 2 Start Time: 21:50

Rank	Bib	Name	Ctry code	Date of Birth	Order	Result
1	475	CHELIMO Paul	KEN	27 OCT 1990	7	14:19.16 Q
2	321	RINGER Richard Klaus	GER	27 FEB 1989	15	14:19.20 Q
3	810	RYBAKOV Evgeny	RUS	27 FEB 1985	9	14:19.81 Q
4	93	BRUCHET Lucas Bentley	CAN	23 FEB 1991	11	14:21.79 Q
5	713	HLASELO Andries	RSA	8 JUN 1989	13	14:22.05 Q
6	570	ESPARZA PEREZ Jesus Arturo	MEX	26 AUG 1990	14	14:23.09 q
7	545	MELLINA Pol	LUX	22 JUN 1988	5	14:40.65
8	244	AUS Priit	EST	9 JAN 1989	3	14:45.87
9	1017	MAKWETA Allan	UGA	23 MAR 1990	2	14:46.04
10	701	TRIFAN Adrian Ionel	ROU	24 DEC 1990	10	15:00.28
11	495	BRISKA Kaspars	LAT	20 NOV 1988	8	15:15.01
12	328	AKUKA William Awunime	GHA	25 MAY 1993	4	15:20.67 NR
13	191	ADAMOU Mohamadou	CMR	17 APR 1993	1	15:22.58
14	226	LUDVIGSEN Anders	DEN	2 OCT 1990	12	15:38.01
15	1077	GORIMBO Munyaradzi	ZIM	18 NOV 1989	6	16:24.64
	620	ALNES Johannes	NOR	7 JUN 1990	16	DNF

Intermediate times:

1000m	2:55.25	570 ESPARZA PEREZ Jesus Arturo (MEX)
2000m	5:45.40	475 CHELIMO Paul (KEN)
3000m	8:36.31	713 HLASELO Andries (RSA)
4000m	11:30.50	321 RINGER Richard Klaus (GER)

Qualification: First 5 in each heat (Q) and 5 best performers (q) advance to the Final

Weather conditions at the beginning of the 1st heat

Temperature: 18 °C Humidity: 89 % Conditions: Cloudy

Legend	DNF Did not Finish	DNS Did not Start	NR National Record	Q Qualified by place
	q Qualified by time			

Timing and Results provided by  TISSOT



Results Summary

Итоговые результаты

UNIVERSIADE RECORD	13:37.52	LEBID Serhiy	UKR	Palma de Mallorca (ESP)	10 JUL 1999
--------------------	----------	--------------	-----	-------------------------	-------------

Rank	Bib	Name	Ctry code	Date of Birth	Heat	Order	Position	Time	
1	41	IBRAHIMOV Hayle	AZE	18 JAN 1990	1	10	1	13:50.75	Q
2	704	ANDREAS Jeromy	RSA	28 FEB 1992	1	2	2	14:02.65	Q
3	407	LA ROSA Stefano	ITA	22 SEP 1985	1	8	3	14:03.93	Q
4	120	NIXON Andrew William	CAN	31 AUG 1991	1	6	4	14:04.08	Q
5	262	NURME Tiidrek	EST	18 NOV 1985	1	7	5	14:06.85	Q
6	813	SAFRONOV Andrey	RUS	16 DEC 1985	1	14	6	14:09.82	q
7	990	KOYUNCU Kemal	TUR	25 JAN 1985	1	11	7	14:12.10	q
8	227	OMAR ABDI Ibrahim	DJI	1 JAN 1986	1	4	8	14:18.01	q
9	475	CHELIMO Paul	KEN	27 OCT 1990	2	7	1	14:19.16	Q
10	321	RINGER Richard Klaus	GER	27 FEB 1989	2	15	2	14:19.20	Q
11	810	RYBAKOV Evgeny	RUS	27 FEB 1985	2	9	3	14:19.81	Q
12	93	BRUCHET Lucas Bentley	CAN	23 FEB 1991	2	11	4	14:21.79	Q
13	713	HLASELO Andries	RSA	8 JUN 1989	2	13	5	14:22.05	Q
14	570	ESPARZA PEREZ Jesus Arturo	MEX	26 AUG 1990	2	14	6	14:23.09	q
15	275	DEMLEW Dessie Getnet	ETH	18 SEP 1990	1	13	9	14:38.34	q
16	545	MELLINA Pol	LUX	22 JUN 1988	2	5	7	14:40.65	
17	345	GONZALEZ ROMERO Victor Manuel	GUA	29 JUN 1987	1	5	10	14:41.27	
18	244	AUS Priit	EST	9 JAN 1989	2	3	8	14:45.87	
19	1020	NJIA Benjamin	UGA	19 OCT 1989	1	3	11	14:45.96	
20	1017	MAKWETA Allan	UGA	23 MAR 1990	2	2	9	14:46.04	
21	499	GIRGENSONS Janis	LAT	20 AUG 1991	1	16	12	14:49.22	
22	701	TRIFAN Adrian Ionel	ROU	24 DEC 1990	2	10	10	15:00.28	
23	495	BRISKA Kaspars	LAT	20 NOV 1988	2	8	11	15:15.01	
24	328	AKUKA William Awunime	GHA	25 MAY 1993	2	4	12	15:20.67	NR
25	191	ADAMOU Mohamadou	CMR	17 APR 1993	2	1	13	15:22.58	
26	226	LUDVIGSEN Anders	DEN	2 OCT 1990	2	12	14	15:38.01	
27	1077	GORIMBO Munyaradzi	ZIM	18 NOV 1989	2	6	15	16:24.64	
	620	ALNES Johannes	NOR	7 JUN 1990	2	16		DNF	
	890	BARRE Abdullahi	SOM	1 MAR 1993	1	12		DNF	
	363	BIND Rajendra	IND	7 AUG 1995	1	9		DNF	
	603	K.C. Anup	NEP	27 MAR 1987	1	15		DNS	
	849	MUGABO Jean Paul	RWA	23 MAR 1986	1	1		DNS	

Qualification: First 5 in each heat (Q) and 5 best performers (q) advance to the Final

Note:
These athletes are sorted on performance.

Legend
DNF Did not Finish **DNS** Did not Start **NR** National Record **Q** Qualified by place
q qualified by time

Timing and Results provided by  **TISSOT**



Start list

Стартовый список

UNIVERSIADE RECORD	13:37.52	LEBID Serhiy	UKR	Palma de Mallorca (ESP)	10 JUL 1999
--------------------	----------	--------------	-----	-------------------------	-------------

Order	Bib	Name	Ctry code	Date of Birth	PB	SB	Result	Rank
1	849	MUGABO Jean Paul	RWA	23 MAR 1986				
2	704	ANDREAS Jeromy	RSA	28 FEB 1992	13:56.12	13:56.12		
3	1020	NJIA Benjamin	UGA	19 OCT 1989				
4	227	OMAR ABDI Ibrahim	DJI	1 JAN 1986				
5	345	GONZALEZ ROMERO Victor Manuel	GUA	29 JUN 1987				
6	120	NIXON Andrew William	CAN	31 AUG 1991	13:55.80	13:55.80		
7	262	NURME Tiidrek	EST	18 NOV 1985	13:31.87	13:37.65		
8	407	LA ROSA Stefano	ITA	22 SEP 1985	13:23.58	13:40.68		
9	363	BIND Rajendra	IND	7 AUG 1995				
10	41	IBRAHIMOV Hayle	AZE	18 JAN 1990	13:11.34	13:23.59		
11	990	KOYUNCU Kemal	TUR	25 JAN 1985	13:35.72	13:51.72		
12	890	BARRE Abdullahi	SOM	1 MAR 1993				
13	275	DEMLEW Dessie Getnet	ETH	18 SEP 1990				
14	813	SAFRONOV Andrey	RUS	16 DEC 1985	13:30.30	13:52.33		
15	603	K.C. Anup	NEP	27 MAR 1987				
16	499	GIRGENSONS Janis	LAT	20 AUG 1991	14:23.83			

Qualification: First 5 in each heat and 5 best performers advance to the Final



Results

Результаты

UNIVERSIADE RECORD	13:37.52	LEBID Serhiy	UKR	Palma de Mallorca (ESP)	10 JUL 1999
--------------------	----------	--------------	-----	-------------------------	-------------

Rank	Bib	Name	Ctry code	Date of Birth	Order	Result
1	41	IBRAHIMOV Hayle	AZE	18 JAN 1990	10	13:50.75 Q
2	704	ANDREAS Jeromy	RSA	28 FEB 1992	2	14:02.65 Q
3	407	LA ROSA Stefano	ITA	22 SEP 1985	8	14:03.93 Q
4	120	NIXON Andrew William	CAN	31 AUG 1991	6	14:04.08 Q
5	262	NURME Tiidrek	EST	18 NOV 1985	7	14:06.85 Q
6	813	SAFRONOV Andrey	RUS	16 DEC 1985	14	14:09.82
7	990	KOYUNCU Kemal	TUR	25 JAN 1985	11	14:12.10
8	227	OMAR ABDI Ibrahim	DJI	1 JAN 1986	4	14:18.01
9	275	DEMLEW Dessie Getnet	ETH	18 SEP 1990	13	14:38.34
10	345	GONZALEZ ROMERO Victor Manuel	GUA	29 JUN 1987	5	14:41.27
11	1020	NJIA Benjamin	UGA	19 OCT 1989	3	14:45.96
12	499	GIRGENSONS Janis	LAT	20 AUG 1991	16	14:49.22
	890	BARRE Abdullahi	SOM	1 MAR 1993	12	DNF
	363	BIND Rajendra	IND	7 AUG 1995	9	DNF
	603	K.C. Anup	NEP	27 MAR 1987	15	DNS
	849	MUGABO Jean Paul	RWA	23 MAR 1986	1	DNS

Qualification: First 5 in each heat (Q) and 5 best performers (q) advance to the Final

Intermediate times:	1000m	2:49.57	890	BARRE Abdullahi (SOM)
	2000m	5:42.86	41	IBRAHIMOV Hayle (AZE)
	3000m	8:23.48	41	IBRAHIMOV Hayle (AZE)
	4000m	11:06.12	41	IBRAHIMOV Hayle (AZE)

Weather conditions

Temperature: 18 °C Humidity: 89 % Conditions: Cloudy

Legend

DNF Did not Finish DNS Did not Start Q Qualified by place

Timing and Results provided by  TISSOT



Start list

Стартовый список

UNIVERSIADE RECORD	13:37.52	LEBID Serhiy	UKR	Palma de Mallorca (ESP)	10 JUL 1999
--------------------	----------	--------------	-----	-------------------------	-------------

Order	Bib	Name	Ctry code	Date of Birth	PB	SB	Result	Rank
1	191	ADAMOU Mohamadou	CMR	17 APR 1993				
2	1017	MAKWETA Allan	UGA	23 MAR 1990				
3	244	AUS Priit	EST	9 JAN 1989				
4	328	AKUKA William Awunime	GHA	25 MAY 1993				
5	545	MELLINA Pol	LUX	22 JUN 1988	14:10.89	14:10.89		
6	1077	GORIMBO Munyaradzi	ZIM	18 NOV 1989				
7	475	CHELIMO Paul	KEN	27 OCT 1990	13:21.89	13:36.27		
8	495	BRISKA Kaspars	LAT	20 NOV 1988				
9	810	RYBAKOV Evgeny	RUS	27 FEB 1985	13:31.36	13:48.33		
10	701	TRIFAN Adrian Ionel	ROU	24 DEC 1990	14:19.90			
11	93	BRUCHET Lucas Bentley	CAN	23 FEB 1991	13:54.39	13:54.39		
12	226	LUDVIGSEN Anders	DEN	2 OCT 1990				
13	713	HLASELO Andries	RSA	8 JUN 1989	13:47.23	13:47.23		
14	570	ESPARZA PEREZ Jesus Arturo	MEX	26 AUG 1990				
15	321	RINGER Richard Klaus	GER	27 FEB 1989	13:27.29	13:27.29		
16	620	ALNES Johannes	NOR	7 JUN 1990				

Qualification: First 5 in each heat and 5 best performers advance to the Final



Results

Результаты

UNIVERSIADE RECORD	13:37.52	LEBID Serhiy	UKR	Palma de Mallorca (ESP)	10 JUL 1999
--------------------	----------	--------------	-----	-------------------------	-------------

Rank	Bib	Name	Ctry code	Date of Birth	Order	Result	
1	475	CHELIMO Paul	KEN	27 OCT 1990	7	14:19.16	Q
2	321	RINGER Richard Klaus	GER	27 FEB 1989	15	14:19.20	Q
3	810	RYBAKOV Evgeny	RUS	27 FEB 1985	9	14:19.81	Q
4	93	BRUCHET Lucas Bentley	CAN	23 FEB 1991	11	14:21.79	Q
5	713	HLASELO Andries	RSA	8 JUN 1989	13	14:22.05	Q
6	570	ESPARZA PEREZ Jesus Arturo	MEX	26 AUG 1990	14	14:23.09	q
7	545	MELLINA Pol	LUX	22 JUN 1988	5	14:40.65	
8	244	AUS Priit	EST	9 JAN 1989	3	14:45.87	
9	1017	MAKWETA Allan	UGA	23 MAR 1990	2	14:46.04	
10	701	TRIFAN Adrian Ionel	ROU	24 DEC 1990	10	15:00.28	
11	495	BRISKA Kaspars	LAT	20 NOV 1988	8	15:15.01	
12	328	AKUKA William Awunime	GHA	25 MAY 1993	4	15:20.67	NR
13	191	ADAMOU Mohamadou	CMR	17 APR 1993	1	15:22.58	
14	226	LUDVIGSEN Anders	DEN	2 OCT 1990	12	15:38.01	
15	1077	GORIMBO Munyaradzi	ZIM	18 NOV 1989	6	16:24.64	
	620	ALNES Johannes	NOR	7 JUN 1990	16	DNF	

Qualification: First 5 in each heat (Q) and 5 best performers (q) advance to the Final

Intermediate times:	1000m	2:55.25	570	ESPARZA PEREZ Jesus Arturo (MEX)
	2000m	5:45.40	475	CHELIMO Paul (KEN)
	3000m	8:36.31	713	HLASELO Andries (RSA)
	4000m	11:30.50	321	RINGER Richard Klaus (GER)

Weather conditions

Temperature: 18 °C Humidity: 89 % Conditions: Cloudy

Legend

DNF Did not Finish NR National Record Q Qualified by place q Qualified by time

Timing and Results provided by  TISSOT



Result Book

27th Summer Universiade in Kazan 2013



Athletics

Men's 5000m Final





Start list

Стартовый список

UNIVERSIADE RECORD	13:37.52	LEBID Serhiy	UKR	Palma de Mallorca (ESP)	10 JUL 1999
--------------------	----------	--------------	-----	-------------------------	-------------

Order	Bib	Name	Ctry code	Date of Birth	PB	SB	Result	Rank
1	990	KOYUNCU Kemal	TUR	25 JAN 1985	13:35.72	13:51.72		
2	93	BRUCHET Lucas Bentley	CAN	23 FEB 1991	13:54.39	13:54.39		
3	704	ANDREAS Jeromy	RSA	28 FEB 1992	13:56.12	13:56.12		
4	475	CHELIMO Paul	KEN	27 OCT 1990	13:21.89	13:36.27		
5	41	IBRAHIMOV Hayle	AZE	18 JAN 1990	13:11.34	13:23.59		
6	262	NURME Tiidrek	EST	18 NOV 1985	13:31.87	13:37.65		
7	810	RYBAKOV Evgeny	RUS	27 FEB 1985	13:31.36	13:48.33		
8	227	OMAR ABDI Ibrahim	DJI	1 JAN 1986				
9	407	LA ROSA Stefano	ITA	22 SEP 1985	13:23.58	13:40.68		
10	570	ESPARZA PEREZ Jesus Arturo	MEX	26 AUG 1990				
11	713	HLASELO Andries	RSA	8 JUN 1989	13:47.23	13:47.23		
12	813	SAFRONOV Andrey	RUS	16 DEC 1985	13:30.30	13:52.33		
13	275	DEMLEW Dessie Getnet	ETH	18 SEP 1990				
14	321	RINGER Richard Klaus	GER	27 FEB 1989	13:27.29	13:27.29		
15	120	NIXON Andrew William	CAN	31 AUG 1991	13:55.80	13:55.80		

All Time Best Performers				
12:37.35	BEKELE Kenenisa	ETH	Hengelo (NED)	31 MAY 2004
12:39.36	GEBRESELESSIE H.	ETH	Helsinki (FIN)	13 JUN 1998
12:39.74	KOMEN Daniel	KEN	Bruxelles (BEL)	22 AUG 1997
12:46.53	KIPCHOGE Eliud	KEN	Roma (ITA)	2 JUL 2004
12:46.81	GEBREMESKEL D.	ETH	Saint-Denis (FRA)	6 JUL 2012
12:47.04	SIHINE Sileshi	ETH	Roma (ITA)	2 JUL 2004
12:47.53	GEBRHIWET Hagos	ETH	Saint-Denis (FRA)	6 JUL 2012
12:48.64	KOECH Isiah	KEN	Saint-Denis (FRA)	6 JUL 2012
12:48.66	SONGOK Isaac	KEN	Zürich (SUI)	18 AUG 2006
12:48.77	ALAMIREW Yenew	ETH	Saint-Denis (FRA)	6 JUL 2012

2013 Best Performers				
12:54.95	ALAMIREW Yenew	ETH	Roma (ITA)	6 JUN
12:55.73	GEBRHIWET Hagos	ETH	Roma (ITA)	6 JUN
12:58.85	KOECH Isiah	KEN	Roma (ITA)	6 JUN
13:01.64	KIPKOECH John	KEN	Roma (ITA)	6 JUN
13:02.54	SOI Edwin	KEN	Roma (ITA)	6 JUN
13:03.58	LONGOSIWA T.	KEN	Rabat (MAR)	9 JUN
13:03.69	EDRIS Muktar	ETH	Ostrava (CZE)	27 JUN
13:03.80	NDIKU Caleb	KEN	Roma (ITA)	6 JUN
13:05.00	AYALEW Aweke	BRN	Rabat (MAR)	9 JUN
13:05.31	CHOGE Augustine	KEN	Hengelo (NED)	8 JUN

Best Universiade Performers				
13:37.52	LEBID Serhiy	UKR	Palma de Mallorca	10 JUL 1999
13:37.56	FAVA Franco	ITA	Roma	21 SEP 1975
13:38.51	BUSIENEI Wilson	UGA	Izmir	19 AUG 2005
13:38.59	GARCÍA Roberto	ESP	Palma de Mallorca	10 JUL 1999
13:39.04	MEI Stefano	ITA	Duisburg	30 AUG 1989
13:39.10	MISHIRO Naoki	JPN	Palma de Mallorca	10 JUL 1999
13:39.20	FLOROIU Ilie	ROU	Roma	21 SEP 1975
13:39.25	MAYOCK John	GBR	Sheffield	25 JUL 1991
13:39.31	EVANS David	AUS	Sheffield	25 JUL 1991
13:39.31	SHERRY Peter	USA	Sheffield	25 JUL 1991

Timing and Results provided by  TISSOT



Results

Результаты

UNIVERSIADE RECORD	13:37.52	LEBID Serhiy	UKR	Palma de Mallorca (ESP)	10 JUL 1999
---------------------------	-----------------	---------------------	-----	-------------------------	-------------

Rank	Bib	Name	Ctry code	Date of Birth	Order	Result
1	41	IBRAHIMOV Hayle	AZE	18 JAN 1990	5	13:35.89 UR
2	475	CHELIMO Paul	KEN	27 OCT 1990	4	13:37.09
3	321	RINGER Richard Klaus	GER	27 FEB 1989	14	13:37.18
4	407	LA ROSA Stefano	ITA	22 SEP 1985	9	13:40.42 SB
5	810	RYBAKOV Evgeny	RUS	27 FEB 1985	7	13:46.28 SB
6	704	ANDREAS Jeromy	RSA	28 FEB 1992	3	13:56.94
7	813	SAFRONOV Andrey	RUS	16 DEC 1985	12	14:01.74
8	262	NURME Tiidrek	EST	18 NOV 1985	6	14:08.02
9	93	BRUCHET Lucas Bentley	CAN	23 FEB 1991	2	14:08.59
10	570	ESPARZA PEREZ Jesus Arturo	MEX	26 AUG 1990	10	14:19.67
11	227	OMAR ABDI Ibrahim	DJI	1 JAN 1986	8	14:21.17
12	120	NIXON Andrew William	CAN	31 AUG 1991	15	14:32.83
13	275	DEMLEW Dessie Getnet	ETH	18 SEP 1990	13	14:33.59
	713	HLASELO Andries	RSA	8 JUN 1989	11	DNF
	990	KOYUNCU Kemal	TUR	25 JAN 1985	1	DNF


Intermediate times:	1000m	2:48.88	41	IBRAHIMOV Hayle (AZE)
	2000m	5:34.22	41	IBRAHIMOV Hayle (AZE)
	3000m	8:19.05	41	IBRAHIMOV Hayle (AZE)
	4000m	11:01.63	41	IBRAHIMOV Hayle (AZE)

Weather conditions

Temperature: 26 °C Humidity: 36 % Conditions: Sunny

Legend

DNF Did not Finish **SB** Season Best **UR** Universiade Record

Timing and Results provided by  **TISSOT**



Result Book

27th Summer Universiade in Kazan 2013



Athletics

Men's Shot Put






Medallists

Медалисты

As of SO 7 JUL 2013

Medal	Name	Ctry
GOLD	LESNOI Alexander	RUS - Russian Federation
SILVER	SINGH Inderjeet	IND - India
BRONZE	KOKOEV Valeriy	RUS - Russian Federation

Legend
PB Personal Best

Timing and Results provided by  **TISSOT**



Result Book

27th Summer Universiade in Kazan 2013



Athletics

Men's Shot Put Qualification Round





Results Summary


Итоговые результаты

UNIVERSIADE RECORD	21.13m	MACHURA Remigius	CZE	Kobe (JPN)	31 AUG 1985
--------------------	--------	------------------	-----	------------	-------------

Rank	Bib	Name	Ctry code	Group	Position	Result	
1	785	LESNOI Alexander	RUS	B	1	19.96	Q
2	769	KOKOEV Valeriy	RUS	A	1	19.84	Q
3	710	ENGELBRECHT Jacobus, Petrus	RSA	B	2	19.20	Q
4	221	STASEK Martin	CZE	B	3	19.15	Q
5	521	BANEVICIUS Sarunas	LTU	A	2	18.99	q
6	978	ATICI Huseyin	TUR	B	4	18.85	q
7	360	SINGH Inderjeet	IND	A	3	18.70	q
8	1060	KOVACS Joseph	USA	A	4	18.65	q
9	297	SODERLUND Tomas	FIN	B	5	18.34	q
10	1067	VICARS Derrick	USA	B	6	18.28	q
11	413	BROWN Raymond	JAM	A	5	18.28	q
12	77	JULIAO Ronald	BRA	A	6	17.89	q
13	104	HENDRY-GALLAGHER Timothy	CAN	B	7	17.81	PB
14	527	MARTISAUSKAS Rimantas	LTU	B	8	17.57	
15	7	MARTINA Nicolas	ARG	B	9	17.57	
16	147	BALLIVIAN Jose	CHI	A	7	17.27	
17	236	SHALABY Hesham	EGY	A	8	17.20	
18	555	HUSSIN Adi Aliffudin Bin	MAS	A	9	16.88	SB
19	633	SIMENSEN Fredrik	NOR	B	10	14.79	
20	483	NIKOLAEV Roman	KGZ	B	11	12.62	
	116	NEDOW Timothy James Ralph	CAN	A		NM	
	1074	MWEWA Goodhope	ZAM	B		DNS	
	850	ROSE Alexander	SAM	A		DNS	
	878	SESAY William	SLE	A		DNS	

Qualification: Qualifying performance 19.00 (Q) or 12 best performers (q) advance to the Final

Legend					
DNS	Did not Start	NM	No Mark	PB	Personal Best
q	Qualified by performance	SB	Season Best	Q	Qualified by standard

Timing and Results provided by  TISSOT



Start list

Стартовый список

UNIVERSIADE RECORD	21.13m	MACHURA Remigius	CZE	Kobe (JPN)	31 AUG 1985
--------------------	--------	------------------	-----	------------	-------------

Order	Bib	Name	Ctry code	Date of Birth	PB	SB	1	2	3	Result	Rank
1	147	BALLIVIAN Jose	CHI	22 APR 1993	17.77	17.77					
2	116	NEDOW Timothy James Ralph	CAN	16 OCT 1990	20.74	20.74					
3	521	BANEVICIUS Sarunas	LTU	10 NOV 1991	19.50	19.50					
4	769	KOKOEV Valeriy	RUS	22 JUL 1988	20.46	20.46					
5	555	HUSSIN Adi Aliffudin Bin	MAS	4 SEP 1988	17.53	16.38					
6	360	- Inderjeet Singh	IND	19 APR 1988	19.31	19.31					
7	850	ROSE Alexander	SAM	17 NOV 1991	17.12						
8	878	SESAY William	SLE	10 MAR 1985							
9	413	BROWN Raymond	JAM	15 JAN 1988	20.13	20.13					
10	1060	KOVACS Joseph	USA	28 JUN 1989	21.08	20.82					
11	236	SHALABY Hesham	EGY	15 MAR 1992							
12	77	JULIAO Ronald	BRA	16 JUN 1985							

Qualification: Qualifying performance 19.00 or 12 best performers advance to the Final



Results

Результаты

UNIVERSIADE RECORD	21.13m	MACHURA Remigius	CZE	Kobe (JPN)	31 AUG 1985
--------------------	--------	------------------	-----	------------	-------------

Rank	Bib	Name	Ctry code	Date of Birth	1	2	3	Result
1	769	KOKOEV Valeriy	RUS	22 JUL 1988	18.76	19.84		19.84 Q
2	521	BANEVICIUS Sarunas	LTU	10 NOV 1991	18.99	x	18.23	18.99 q
3	360	SINGH Inderjeet	IND	19 APR 1988	18.70	18.26	x	18.70 q
4	1060	KOVACS Joseph	USA	28 JUN 1989	18.58	x	18.65	18.65 q
5	413	BROWN Raymond	JAM	15 JAN 1988	18.28	17.13	17.50	18.28 q
6	77	JULIAO Ronald	BRA	16 JUN 1985	17.09	17.89	17.64	17.89 q
7	147	BALLIVIAN Jose	CHI	22 APR 1993	x	17.27	x	17.27
8	236	SHALABY Hesham	EGY	15 MAR 1992	-	x	17.20	17.20
9	555	HUSSIN Adi Aliffudin Bin	MAS	4 SEP 1988	16.16	16.88	16.78	16.88 SB
	850	ROSE Alexander	SAM	17 NOV 1991				DNS
	878	SESAY William	SLE	10 MAR 1985				DNS
	116	NEDOW Timothy James Ralph	CAN	16 OCT 1990	x	x	x	NM

Qualification: Qualifying performance 19.00 (Q) or 12 best performers (q) advance to the Final


Starting order	1	2	3	4	5	6	7	8	9	10	11	12
	147	116	521	769	555	360	850	878	413	1060	236	77

Weather conditions

Temperature: 27 °C Humidity: 42 % Conditions: Sunny

Legend

- Pass **DNS** Did not Start **NM** No Mark **Q** Qualified by standard
q Qualified by performance **SB** Season Best **x** Failure

Timing and Results provided by  **TISSOT**



Start list

Стартовый список

UNIVERSIADE RECORD	21.13m	MACHURA Remigius	CZE	Kobe (JPN)	31 AUG 1985
--------------------	--------	------------------	-----	------------	-------------

Order	Bib	Name	Ctry code	Date of Birth	PB	SB	1	2	3	Result	Rank
1	978	ATICI Huseyin	TUR	3 MAY 1986	20.42	19.53					
2	710	ENGELBRECHT Jacobus, Petrus	RSA	8 MAR 1987	20.31	20.31					
3	1067	VICARS Derrick	USA	8 MAY 1989	19.83	19.62					
4	633	SIMENSEN Fredrik	NOR	24 JUN 1992	16.11						
5	785	LESNOI Alexander	RUS	4 JUL 1988	20.60	20.60					
6	1074	MWEWA Goodhope	ZAM	27 MAY 1988							
7	221	STASEK Martin	CZE	8 APR 1989	20.98	20.98					
8	483	NIKOLAEV Roman	KGZ	18 SEP 1992							
9	527	MARTISAUSKAS Rimantas	LTU	18 SEP 1986	18.51	18.07					
10	297	SODERLUND Tomas	FIN	14 MAY 1989	18.80	18.53					
11	7	MARTINA Nicolas	ARG	18 AUG 1989	18.43						
12	104	HENDRY-GALLAGHER Timothy	CAN	3 FEB 1990	17.10						

Qualification: Qualifying performance 19.00 or 12 best performers advance to the Final



Results

Результаты

UNIVERSIADE RECORD	21.13m	MACHURA Remigius	CZE	Kobe (JPN)	31 AUG 1985
---------------------------	---------------	-------------------------	-----	------------	-------------

Rank	Bib	Name	Ctry code	Date of Birth	1	2	3	Result
1	785	LESNOI Alexander	RUS	4 JUL 1988	19.96			19.96 Q
2	710	ENGELBRECHT Jacobus, Petrus	RSA	8 MAR 1987	19.20			19.20 Q
3	221	STASEK Martin	CZE	8 APR 1989	17.55	18.25	19.15	19.15 Q
4	978	ATICI Huseyin	TUR	3 MAY 1986	18.36	18.85	18.83	18.85 q
5	297	SODERLUND Tomas	FIN	14 MAY 1989	17.64	18.34	x	18.34 q
6	1067	VICARS Derrick	USA	8 MAY 1989	18.03	18.28	x	18.28 q
7	104	HENDRY-GALLAGHER Timothy	CAN	3 FEB 1990	17.81	x	x	17.81 PB
8	527	MARTISAUSKAS Rimantas	LTU	18 SEP 1986	17.29	17.57	17.01	17.57
9	7	MARTINA Nicolas	ARG	18 AUG 1989	17.57	x	x	17.57
10	633	SIMENSEN Fredrik	NOR	24 JUN 1992	x	x	14.79	14.79
11	483	NIKOLAEV Roman	KGZ	18 SEP 1992	11.73	12.35	12.62	12.62
	1074	MWEWA Goodhope	ZAM	27 MAY 1988				DNS

Qualification: Qualifying performance 19.00 (Q) or 12 best performers (q) advance to the Final


Starting order	1	2	3	4	5	6	7	8	9	10	11	12
	978	710	1067	633	785	1074	221	483	527	297	7	104

Weather conditions

Temperature: 27 °C Humidity: 42 % Conditions: Sunny

Legend

- Pass **DNS** Did not Start **PB** Personal Best **Q** Qualified by standard
q Qualified by performance **x** Failure

Timing and Results provided by  **TISSOT**



Result Book

27th Summer Universiade in Kazan 2013



Athletics

Men's Shot Put Final





Start list

Стартовый список

UNIVERSIADE RECORD	21.13m	MACHURA Remigius	CZE	Kobe (JPN)	31 AUG 1985
--------------------	--------	------------------	-----	------------	-------------

Order	Bib	Name	Ctry code	Date of Birth	PB	SB	1	2	3	Best	4	5	6	Result	Rank
1	710	ENGELBRECHT Jacobus, Petrus	RSA	8 MAR 1987	20.31	20.31									
2	1067	VICARS Derrick	USA	8 MAY 1989	19.83	19.62									
3	297	SODERLUND Tomas	FIN	14 MAY 1989	18.80	18.53									
4	77	JULIAO Ronald	BRA	16 JUN 1985											
5	360	SINGH Inderjeet	IND	19 APR 1988	19.31	19.31									
6	1060	KOVACS Joseph	USA	28 JUN 1989	21.08	20.82									
7	413	BROWN Raymond	JAM	15 JAN 1988	20.13	20.13									
8	521	BANEVICIUS Sarunas	LTU	10 NOV 1991	19.50	19.50									
9	785	LESNOI Alexander	RUS	4 JUL 1988	20.60	20.60									
10	221	STASEK Martin	CZE	8 APR 1989	20.98	20.98									
11	769	KOKOEV Valeriy	RUS	22 JUL 1988	20.46	20.46									
12	978	ATICI Huseyin	TUR	3 MAY 1986	20.42	19.53									



Results

Результаты

UNIVERSIADE RECORD	21.13m	MACHURA Remigius	CZE	Kobe (JPN)	31 AUG 1985
--------------------	--------	------------------	-----	------------	-------------

Rank	Bib	Name	Ctry code	Date of Birth	1	2	3	4	5	6	Result
1	785	LESNOI Alexander	RUS	4 JUL 1988	19.68	20.30	x	19.99	x	19.78	20.30
2	360	SINGH Inderjeet	IND	19 APR 1988	18.29	18.39	19.36	x	19.70	x	19.70 PB
3	769	KOKOEV Valeriy	RUS	22 JUL 1988	x	19.65	x	x	x	x	19.65
4	221	STASEK Martin	CZE	8 APR 1989	18.91	19.37	19.51	x	x	19.33	19.51
5	710	ENGELBRECHT Jacobus, Petrus	RSA	8 MAR 1987	18.79	18.79	19.48	x	19.10	19.09	19.48
6	978	ATICI Huseyin	TUR	3 MAY 1986	x	19.34	x	19.04	x	19.05	19.34
7	521	BANEVICIUS Sarunas	LTU	10 NOV 1991	18.46	19.22	x	18.46	19.22	x	19.22
8	297	SODERLUND Tomas	FIN	14 MAY 1989	18.35	x	18.47	x	x	x	18.47
9	1067	VICARS Derrick	USA	8 MAY 1989	18.01	18.12	18.28				18.28
10	413	BROWN Raymond	JAM	15 JAN 1988	17.90	17.51	18.08				18.08
11	77	JULIAO Ronald	BRA	16 JUN 1985	16.95	17.20	17.47				17.47
	1060	KOVACS Joseph	USA	28 JUN 1989	x	x	x				NM


Starting order	1	2	3	4	5	6	7	8	9	10	11	12
Initial	710	1067	297	77	360	1060	413	521	785	221	769	978
Final	297	521	978	360	710	221	769	785				

Weather conditions

Temperature: 29 °C Humidity: 42 % Conditions: Partly cloudy

Legend

- Pass NM No Mark PB Personal Best x Failure

Timing and Results provided by  TISSOT



Result Book

27th Summer Universiade in Kazan 2013



Athletics

Men's Discus Throw





Medallists

Медалисты

As of FRI 12 JUL 2013

Medal	Name	Ctry
GOLD	JULIAO Ronald	BRA - Brazil
SILVER	FALOCI Giovanni	ITA - Italy
BRONZE	SIDORCHENKO Gleb	RUS - Russian Federation



Result Book

27th Summer Universiade in Kazan 2013



Athletics

Men's Discus Throw Qualification Round





Results Summary


Итоговые результаты

UNIVERSIADE RECORD	69.46m	DELIS Luis M.	CUB	Edmonton (CAN)	8 JUL 1983
--------------------	--------	---------------	-----	----------------	------------

Rank	Bib	Name	Ctry code	Group	Position	Result	
1	823	SIDORCHENKO Gleb	RUS	B	1	61.87	Q
2	406	FALOCI Giovanni	ITA	B	2	61.53	Q
3	77	JULIAO Ronald	BRA	A	1	61.49	Q
4	379	SAMIMI Mahmoud	IRI	B	3	60.18	Q
5	776	KRASNOSHCHIEKOV Ivan	RUS	A	2	59.21	q
6	417	SMIKLE Traves	JAM	A	3	58.96	q
7	658	CZAJKOWSKI Przemyslaw	POL	A	4	58.63	q
8	401	APOLLONI Federico	ITA	A	5	57.58	q
9	446	TSUTSUMI Yuji	JPN	B	4	57.54	q
10	850	ROSE Alexander	SAM	B	5	57.14	q
11	261	NIIT Priidu	EST	B	6	55.95	q
12	389	ALTERMAN Mark	ISR	A	6	55.05	q
13	1067	VICARS Derrick	USA	B	7	55.00	
14	199	LONDONO Julio Cesar	COL	A	7	54.12	SB
15	884	HRIBAR Tadej	SLO	B	8	53.19	
16	361	ARJUN No	IND	A	8	53.16	
17	236	SHALABY Hesham	EGY	B	9	48.28	
18	349	CAMPBELL Winston Joel	HON	B	10	47.04	
19	686	KHALED MOHAMMED Almughanni	QAT	A	9	46.64	
	221	STASEK Martin	CZE	A		DNS	

Qualification: Qualifying performance 59.50 (Q) or 12 best performers (q) advance to the Final

Legend						
DNS	Did not Start	Q	Qualified by standard	q	Qualified by performance	SB Season Best

Timing and Results provided by  TISSOT



Start list

Стартовый список

UNIVERSIADE RECORD	69.46m	DELÍ Luis M.	CUB	Edmonton (CAN)	8 JUL 1983
--------------------	--------	--------------	-----	----------------	------------

Order	Bib	Name	Ctry code	Date of Birth	PB	SB	1	2	3	Result	Rank
1	361	ARJUN No	IND	1 JUL 1993	56.78	56.78					
2	686	KHALED MOHAMMED Almughanni	QAT	2 MAR 1994							
3	199	LONDONO Julio Cesar	COL	15 JUL 1986	58.18	50.44					
4	401	APOLLONI Federico	ITA	14 MAR 1987	59.75	58.60					
5	77	JULIAO Ronald	BRA	16 JUN 1985	65.55	65.55					
6	658	CZAJKOWSKI Przemyslaw	POL	26 OCT 1988	65.61	63.23					
7	389	ALTERMAN Mark	ISR	23 APR 1988	56.91	56.91					
8	776	KRASNOSHCHIEKOV Ivan	RUS	26 MAR 1987	61.14	61.14					
9	417	SMIKLE Traves	JAM	7 MAY 1992	67.12	63.48					
10	221	STASEK Martin	CZE	8 APR 1989							

Qualification: Qualifying performance 59.50 or 12 best performers advance to the Final



Results

Результаты

UNIVERSIADE RECORD	69.46m	DELÍŠ Luis M.	CUB	Edmonton (CAN)	8 JUL 1983
--------------------	--------	---------------	-----	----------------	------------

Rank	Bib	Name	Ctry code	Date of Birth	1	2	3	Result
1	77	JULIAO Ronald	BRA	16 JUN 1985	61.49			61.49 Q
2	776	KRASNOSHCHENKO Ivan	RUS	26 MAR 1987	53.61	59.21	x	59.21
3	417	SMIKLE Traves	JAM	7 MAY 1992	58.69	58.96	58.30	58.96
4	658	CZAJKOWSKI Przemyslaw	POL	26 OCT 1988	58.09	x	58.63	58.63
5	401	APOLLONI Federico	ITA	14 MAR 1987	57.58	55.46	56.80	57.58
6	389	ALTERMAN Mark	ISR	23 APR 1988	x	53.93	55.05	55.05
7	199	LONDONO Julio Cesar	COL	15 JUL 1986	54.12	x	x	54.12 SB
8	361	ARJUN No	IND	1 JUL 1993	52.88	x	53.16	53.16
9	686	KHALED MOHAMMED Almughanni	QAT	2 MAR 1994	45.54	x	46.64	46.64
	221	STASEK Martin	CZE	8 APR 1989				DNS

Qualification: Qualifying performance 59.50 (Q) or 12 best performers (q) advance to the Final

Starting order	1	2	3	4	5	6	7	8	9	10
	361	686	199	401	77	658	389	776	417	221

Weather conditions

Temperature: 22 °C Humidity: 69 % Conditions: Partly cloudy

Legend

- Pass DNS Did not Start Q Qualified by standard SB Season Best
x Failure

Timing and Results provided by  TISSOT



Start list

Стартовый список

UNIVERSIADE RECORD	69.46m	DELÍŠ Luis M.	CUB	Edmonton (CAN)	8 JUL 1983
--------------------	--------	---------------	-----	----------------	------------

Order	Bib	Name	Ctry code	Date of Birth	PB	SB	1	2	3	Result	Rank
1	850	ROSE Alexander	SAM	17 NOV 1991	58.70	57.44					
2	236	SHALABY Hesham	EGY	15 MAR 1992							
3	884	HRIBAR Tadej	SLO	1 FEB 1987	55.62	54.83					
4	1067	VICARS Derrick	USA	8 MAY 1989	56.60	56.60					
5	379	SAMIMI Mahmoud	IRI	18 SEP 1988	64.67	63.63					
6	261	NIIT Priidu	EST	27 JAN 1990	60.69	58.12					
7	823	SIDORCHENKO Gleb	RUS	15 MAY 1986	62.55	62.55					
8	446	TSUTSUMI Yuji	JPN	22 DEC 1989	58.84	58.84					
9	349	CAMPBELL Winston Joel	HON	18 AUG 1991							
10	406	FALOCI Giovanni	ITA	13 OCT 1985	64.77	64.77					

Qualification: Qualifying performance 59.50 or 12 best performers advance to the Final



Results

Результаты

UNIVERSIADE RECORD	69.46m	DELIS Luis M.	CUB	Edmonton (CAN)	8 JUL 1983
--------------------	--------	---------------	-----	----------------	------------

Rank	Bib	Name	Ctry code	Date of Birth	1	2	3	Result
1	823	SIDORCHENKO Gleb	RUS	15 MAY 1986	61.87			61.87 Q
2	406	FALOCI Giovanni	ITA	13 OCT 1985	57.97	61.53		61.53 Q
3	379	SAMIMI Mahmoud	IRI	18 SEP 1988	x	60.18		60.18 Q
4	446	TSUTSUMI Yuji	JPN	22 DEC 1989	57.54	57.09	x	57.54 q
5	850	ROSE Alexander	SAM	17 NOV 1991	54.15	57.14	52.63	57.14 q
6	261	NIIT Priidu	EST	27 JAN 1990	x	53.31	55.95	55.95 q
7	1067	VICARS Derrick	USA	8 MAY 1989	55.00	x	53.33	55.00
8	884	HRIBAR Tadej	SLO	1 FEB 1987	51.79	x	53.19	53.19
9	236	SHALABY Hesham	EGY	15 MAR 1992	x	x	48.28	48.28
10	349	CAMPBELL Winston Joel	HON	18 AUG 1991	x	44.56	47.04	47.04

Qualification: Qualifying performance 59.50 (Q) or 12 best performers (q) advance to the Final


Starting order	1	2	3	4	5	6	7	8	9	10
	850	236	884	1067	379	261	823	446	349	406

Weather conditions

Temperature: 23 °C Humidity: 69 % Conditions: Partly cloudy

Legend

- Pass Q Qualified by standard q Qualified by performance x Failure

Timing and Results provided by  TISSOT



Result Book

27th Summer Universiade in Kazan 2013



Athletics

Men's Discus Throw Final





Start list

Стартовый список

UNIVERSIADE RECORD	69.46m	DELIS Luis M.	CUB	Edmonton (CAN)	8 JUL 1983
--------------------	--------	---------------	-----	----------------	------------

Order	Bib	Name	Ctry code	Date of Birth	PB	SB	1	2	3	Best	4	5	6	Result	Rank
1	401	APOLLONI Federico	ITA	14 MAR 1987	59.75	58.60									
2	776	KRASNOSHCHEKOV Ivan	RUS	26 MAR 1987	61.14	61.14									
3	77	JULIAO Ronald	BRA	16 JUN 1985	65.55	65.55									
4	658	CZAJKOWSKI Przemyslaw	POL	26 OCT 1988	65.61	63.23									
5	417	SMIKLE Traves	JAM	7 MAY 1992	67.12	63.48									
6	389	ALTERMAN Mark	ISR	23 APR 1988	56.91	56.91									
7	446	TSUTSUMI Yuji	JPN	22 DEC 1989	58.84	58.84									
8	850	ROSE Alexander	SAM	17 NOV 1991	58.70	57.44									
9	823	SIDORCHENKO Gleb	RUS	15 MAY 1986	62.55	62.55									
10	406	FALOCI Giovanni	ITA	13 OCT 1985	64.77	64.77									
11	379	SAMIMI Mahmoud	IRI	18 SEP 1988	64.67	63.63									
12	261	NIIT Priidu	EST	27 JAN 1990	60.69	58.12									

All Time Best Performers

74.08m	SCHULT Jürgen	GER	Neubrandenburg (GER)	6 JUN 1986
73.88m	ALEKNA V.	LTU	Kaunas (LTU)	3 AUG 2000
73.38m	KANTER Gerd	EST	Helsingborg (SWE)	4 SEP 2006
71.86m	DUMCHEV Yuriy	RUS	Moskva (RUS)	29 MAY 1983
71.84m	MALACHOWSKI P.	POL	Hengelo (NED)	8 JUN 2013
71.70m	FAZEKAS Róbert	HUN	Szombathely (HUN)	14 JUL 2002
71.50m	RIEDEL Lars	GER	Wiesbaden (GER)	3 MAY 1997
71.32m	PLUCKNETT Ben	USA	Eugene OR (USA)	4 JUN 1983
71.26m	POWELL John	USA	San José CA (USA)	9 JUN 1984
71.26m	BRUCH Ricky	SWE	Malmö (SWE)	15 NOV 1984

2013 Best Performers

71.84m	MALACHOWSKI P.	POL	Hengelo (NED)	8 JUN
69.91m	HARTING Robert	GER	Hengelo (NED)	8 JUN
68.20m	HARRADINE Benn	AUS	Townsville (AUS)	10 MAY
68.16m	WRUCK Julian	AUS	Claremont CA (USA)	1 JUN
67.46m	WIERIG Martin	GER	Ostrava (CZE)	26 JUN
66.98m	HADADI Ehsan	IRI	Ostrava (CZE)	26 JUN
66.97m	KANTER Gerd	EST	Ostrava (CZE)	26 JUN
66.84m	MORSE Brett	GBR	Cardiff (GBR)	30 JUN
65.98m	MARTÍNEZ L.	CUB	Donnas (ITA)	7 JUL
65.97m	BUTENKO Viktor	RUS	Sochi (RUS)	25 MAY

Best Universiade Performers

69.46m	M. DELIS Luis	CUB	Edmonton	8 JUL 1983
66.90m	KRUGER Frantz	RSA	Palma de Mallorca	9 JUL 1999
66.40m	DUBROVSHCHIK Vladimir	BLR	Catania	29 AUG 1997
65.90m	LEMME Armin	GER	Bucuresti	22 JUL 1981
65.40m	KESHMIRI Kamy	USA	Duisburg	29 AUG 1989
65.33m	SAMIMI Mohammad	IRI	Beograd	12 JUL 2009
65.29m	KANTER Gerd	EST	Izmir	17 AUG 2005
65.19m	TAMMERT Aleksander	EST	Beijing	29 AUG 2001
64.97m	CHEREVKO Leonid	BLR	Beijing	28 AUG 2001
64.68m	BLOOM Andy	USA	Palma de Mallorca	9 JUL 1999

Timing and Results provided by  TISSOT



Results
Результаты

REVISED
12 JUL 20:13

UNIVERSIADE RECORD 69.46m DELIS Luis M. CUB Edmonton (CAN) 8 JUL 1983

Rank	Bib Name	Ctry code	Date of Birth	1	2	3	4	5	6	Result
1	77 JULIAO Ronald	BRA	16 JUN 1985	60.79	60.31	62.37	63.09	63.54	62.96	63.54
2	406 FALOCI Giovanni	ITA	13 OCT 1985	55.37	62.23	58.64	x	x	x	62.23
3	823 SIDORCHENKO Gleb	RUS	15 MAY 1986	61.81	62.16	x	x	x	x	62.16
4	417 SMIKLE Traves	JAM	7 MAY 1992	59.30	59.57	x	58.60	60.91	60.01	60.91
5	379 SAMIMI Mahmoud	IRI	18 SEP 1988	58.76	x	59.09	59.66	59.76	x	59.76
6	776 KRASNOSHCHERKOV Ivan	RUS	26 MAR 1987	55.24	54.42	59.41	58.30	x	55.40	59.41
7	850 ROSE Alexander	SAM	17 NOV 1991	57.09	52.49	58.64	55.86	54.15	55.06	58.64 SB
8	446 TSUTSUMI Yuji	JPN	22 DEC 1989	54.84	58.43	55.18	57.78	x	54.74	58.43
9	401 APOLLONI Federico	ITA	14 MAR 1987	57.07	49.26	56.47				57.07
10	389 ALTERMAN Mark	ISR	23 APR 1988	55.06	54.43	53.14				55.06
11	261 NIIT Priidu	EST	27 JAN 1990	x	x	51.70				51.70
	658 CZAJKOWSKI Przemyslaw	POL	26 OCT 1988	x	x	x				NM

Starting order	1	2	3	4	5	6	7	8	9	10	11	12
Initial	401	776	77	658	417	389	446	850	823	406	379	261
Final	446	850	379	776	417	823	406	77				

Weather conditions


Temperature: 26 °C Humidity: 36 % Conditions: Sunny

Note:

3rd attempt for athlete APOLLONI, F. (ITA) changed.

Legend

- Pass NM No Mark SB Season Best x Failure

Timing and Results provided by  TISSOT



Result Book

27th Summer Universiade in Kazan 2013



Athletics

Men's Javelin Throw





Medallists

Медалисты

As of WED 10 JUL 2013

Medal	Name	Ctry
GOLD	TARABIN Dmitry	RUS - Russian Federation
SILVER	OOSTHUIZEN John Robert	RSA - South Africa
BRONZE	AVAN Fatih	TUR - Turkey



Result Book

27th Summer Universiade in Kazan 2013



Athletics

Men's Javelin Throw Qualification Round





Results Summary

Итоговые результаты

UNIVERSIADE RECORD	87.42m	Steven BACKLEY	GBR	Sheffield (GBR)	1991
--------------------	--------	----------------	-----	-----------------	------

Rank	Bib	Name	Ctry code	Group	Position	Result	
1	833	TARABIN Dmitry	RUS	B	1	77.35	Q
2	721	OOSTHUIZEN John Robert	RSA	A	1	76.48	Q
3	761	IORDAN Valerii	RUS	A	2	76.05	Q
4	230	ABD ELRAHMAN Ihab	EGY	B	2	75.50	Q
5	979	AVAN Fatih	TUR	A	3	72.73	Q
6	421	ARAI Ryohei	JPN	B	3	72.71	Q
7	422	DEAN Roderick Genki	JPN	A	4	72.11	Q
8	547	WAGNER Antoine	LUX	A	5	71.91	Q
9	967	HUANG Shih-Feng	TPE	B	4	71.73	Q
10	119	NIELSEN Kyle Joseph Matheson	CAN	B	5	71.31	Q
11	211	FRYDRYCH Petr	CZE	A	6	71.08	Q
12	660	GRZESZCZUK Lukasz	POL	B	6	70.91	Q
13	405	BONVECCHIO Norbert	ITA	A	7	70.53	Q
14	288	LEHTOLA Sampo	FIN	B	7	70.03	Q
15	573	MENDEZ Juan Jose	MEX	A	8	69.70	
16	251	KIRT Magnus	EST	B	8	69.11	
17	712	HENNING Jayson	RSA	B	9	68.63	
18	1006	BEUKES Adriaan Stephanus	BOT	A	9	68.23	
19	153	GUERRA Tomas	CHI	B	10	68.10	
20	123	PARKER Cody David	CAN	A	10	65.77	
21	690	CRAESCU Alexandru	ROU	B	11	65.76	
22	930	HANSSON Olof	SWE	B	12	65.41	
23	965	CHENG Chao-Tsun	TPE	A	11	65.38	SB
24	651	SHAH Altaf Hussain	PAK	A	12	63.01	
25	974	BROWNE Kerron	TRI	B	13	60.15	
26	901	LAMA HEWAGE Malith	SRI	A	13	57.21	
	685	AL-MUHANNADI Al-Mumannadi	QAT	B		DNS	
	687	MOHAMAD MOHAMED IBRAHIM Kaida	QAT	A		DNS	

Qualification: Qualifying performance 70.00 (Q) or 12 best performers (q) advance to the Final

Legend	DNS	Did not Start	Q	Qualified by standard	SB	Season Best
---------------	-----	---------------	---	-----------------------	----	-------------

Timing and Results provided by  TISSOT



Start list

Стартовый список

UNIVERSIADE RECORD	87.42m Steven BACKLEY	GBR	Sheffield (GBR)	1991
--------------------	-----------------------	-----	-----------------	------

Order	Bib	Name	Ctry code	Date of Birth	PB	SB	1	2	3	Result	Rank
1	721	OOSTHUIZEN John Robert	RSA	23 JAN 1987	86.80	81.97					
2	901	LAMA HEWAGE Malith	SRI	23 JAN 1988	64.99						
3	979	AVAN Fatih	TUR	1 JAN 1989	85.60	84.58					
4	547	WAGNER Antoine	LUX	20 OCT 1988	75.39	75.39					
5	405	BONVECCHIO Norbert	ITA	14 AUG 1985	79.22	77.10					
6	211	FRYDRYCH Petr	CZE	13 JAN 1988	88.23	79.14					
7	123	PARKER Cody David	CAN	27 JUN 1992	77.98	77.98					
8	573	MENDEZ Juan Jose	MEX	27 APR 1988	78.43	78.43					
9	761	IORDAN Valerii	RUS	14 FEB 1992	83.56	83.56					
10	1006	BEUKES Adriaan Stephanus	BOT	14 JUL 1994	72.64	72.64					
11	651	SHAH Altaf Hussain	PAK	24 FEB 1991							
12	422	DEAN Roderick Genki	JPN	30 DEC 1991	84.28	80.15					
13	687	MOHAMAD MOHAMED IBRAHIM Kaida	QAT	21 MAR 1992	71.05	71.05					
14	965	CHENG Chao-Tsun	TPE	17 OCT 1993	78.68	65.37					

Qualification: Qualifying performance 70.00 or 12 best performers advance to the Final



Results

Результаты

UNIVERSIADE RECORD	87.42m	Steven BACKLEY	GBR	Sheffield (GBR)	1991
--------------------	--------	----------------	-----	-----------------	------

Rank	Bib	Name	Ctry code	Date of Birth	1	2	3	Result
1	721	OOSTHUIZEN John Robert	RSA	23 JAN 1987	76.48			76.48 Q
2	761	IODAN Valerii	RUS	14 FEB 1992	76.05			76.05 Q
3	979	AVAN Fatih	TUR	1 JAN 1989	72.73			72.73 Q
4	422	DEAN Roderick Genki	JPN	30 DEC 1991	69.80	72.11		72.11 Q
5	547	WAGNER Antoine	LUX	20 OCT 1988	71.91			71.91 Q
6	211	FRYDRYCH Petr	CZE	13 JAN 1988	71.08			71.08 Q
7	405	BONVECCHIO Norbert	ITA	14 AUG 1985	70.53			70.53 Q
8	573	MENDEZ Juan Jose	MEX	27 APR 1988	69.70	63.71	x	69.70
9	1006	BEUKES Adriaan Stephanus	BOT	14 JUL 1994	67.87	68.23	67.28	68.23
10	123	PARKER Cody David	CAN	27 JUN 1992	62.35	65.77	64.95	65.77
11	965	CHENG Chao-Tsun	TPE	17 OCT 1993	62.05	65.38	x	65.38 SB
12	651	SHAH Altaf Hussain	PAK	24 FEB 1991	60.78	58.35	63.01	63.01
13	901	LAMA HEWAGE Malith	SRI	23 JAN 1988	57.21	x	49.85	57.21
	687	MOHAMAD MOHAMED IBRAHIM Kaida	QAT	21 MAR 1992				DNS

Qualification: Qualifying performance 70.00 (Q) or 12 best performers (q) advance to the Final

Starting order	1	2	3	4	5	6	7	8	9	10	11	12	13	14
	721	901	979	547	405	211	123	573	761	1006	651	422	687	965

Weather conditions

Temperature: 26 °C Humidity: 54 % Conditions: Sunny

Legend

- Pass DNS Did not Start Q Qualified by standard SB Season Best
x Failure

Timing and Results provided by  TISSOT



Start list

Стартовый список

UNIVERSIADE RECORD	87.42m	Steven BACKLEY	GBR	Sheffield (GBR)	1991
--------------------	--------	----------------	-----	-----------------	------

Order	Bib	Name	Ctry code	Date of Birth	PB	SB	1	2	3	Result	Rank
1	153	GUERRA Tomas	CHI	26 NOV 1992	72.00	72.00					
2	421	ARAI Ryohei	JPN	23 JUN 1991	78.21	77.62					
3	230	ABD ELRAHMAN Ihab	EGY	1 MAY 1989	82.45	82.45					
4	712	HENNING Jayson	RSA	13 AUG 1990	78.77	78.77					
5	288	LEHTOLA Sampo	FIN	10 MAY 1989	83.77	78.21					
6	685	AL-MUHANNADI Al-Mumannadi	QAT	15 MAR 1986	65.48						
7	690	CRAESCU Alexandru	ROU	10 FEB 1989	74.44	72.48					
8	930	HANSSON Olof	SWE	30 AUG 1986	72.02	72.02					
9	967	HUANG Shih-Feng	TPE	2 MAR 1992	79.84	79.84					
10	251	KIRT Magnus	EST	10 APR 1990	76.97	76.93					
11	119	NIELSEN Kyle Joseph Matheson	CAN	22 APR 1989	77.24	76.37					
12	660	GRZESZCZUK Lukasz	POL	3 MAR 1990	83.98	83.98					
13	974	BROWNE Kerron	TRI	4 FEB 1988	62.26						
14	833	TARABIN Dmitry	RUS	29 OCT 1991	85.99	85.99					

Qualification: Qualifying performance 70.00 or 12 best performers advance to the Final



Results

Результаты

UNIVERSIADE RECORD	87.42m Steven BACKLEY	GBR	Sheffield (GBR)	1991
---------------------------	------------------------------	-----	-----------------	------

Rank	Bib	Name	Ctry code	Date of Birth	1	2	3	Result
1	833	TARABIN Dmitry	RUS	29 OCT 1991	77.35			77.35 Q
2	230	ABD ELRAHMAN Ihab	EGY	1 MAY 1989	75.50			75.50 Q
3	421	ARAI Ryohei	JPN	23 JUN 1991	68.80	72.71		72.71 Q
4	967	HUANG Shih-Feng	TPE	2 MAR 1992	71.73			71.73 Q
5	119	NIELSEN Kyle Joseph Matheson	CAN	22 APR 1989	x	65.81	71.31	71.31 Q
6	660	GRZESZCZUK Lukasz	POL	3 MAR 1990	70.91			70.91 Q
7	288	LEHTOLA Sampo	FIN	10 MAY 1989	68.49	70.03		70.03 Q
8	251	KIRT Magnus	EST	10 APR 1990	68.74	69.11	x	69.11
9	712	HENNING Jayson	RSA	13 AUG 1990	68.63	68.46	63.95	68.63
10	153	GUERRA Tomas	CHI	26 NOV 1992	68.10	67.78	x	68.10
11	690	CRAESCU Alexandru	ROU	10 FEB 1989	65.76	x	x	65.76
12	930	HANSSON Olof	SWE	30 AUG 1986	63.65	62.46	65.41	65.41
13	974	BROWNE Kerron	TRI	4 FEB 1988	x	x	60.15	60.15
	685	AL-MUHANNADI Al-Mumannadi	QAT	15 MAR 1986				DNS

Qualification: Qualifying performance 70.00 (Q) or 12 best performers (q) advance to the Final


Starting order	1	2	3	4	5	6	7	8	9	10	11	12	13	14
	153	421	230	712	288	685	690	930	967	251	119	660	974	833

Weather conditions

Temperature: 27 °C Humidity: 40 % Conditions: Partly cloudy

Legend

- Pass DNS Did not Start Q Qualified by standard x Failure

Timing and Results provided by  TISSOT



Result Book

27th Summer Universiade in Kazan 2013



Athletics

Men's Javelin Throw Final





Start list

Стартовый список

UNIVERSIADE RECORD	87.42m	Steven BACKLEY	GBR	Sheffield (GBR)	1991
--------------------	--------	----------------	-----	-----------------	------

Order	Bib	Name	Ctry code	Date of Birth	PB	SB	1	2	3	Best	4	5	6	Result	Rank
1	422	DEAN Roderick Genki	JPN	30 DEC 1991	84.28	80.15									
2	119	NIELSEN Kyle Joseph Matheson	CAN	22 APR 1989	77.24	76.37									
3	761	IORDAN Valerii	RUS	14 FEB 1992	83.56	83.56									
4	288	LEHTOLA Sampo	FIN	10 MAY 1989	83.77	78.21									
5	721	OOSTHUIZEN John Robert	RSA	23 JAN 1987	86.80	81.97									
6	660	GRZESZCZUK Lukasz	POL	3 MAR 1990	83.98	83.98									
7	979	AVAN Fatih	TUR	1 JAN 1989	85.60	84.58									
8	421	ARAI Ryohei	JPN	23 JUN 1991	78.21	77.62									
9	833	TARABIN Dmitry	RUS	29 OCT 1991	85.99	85.99									
10	230	ABD ELRAHMAN Ihab	EGY	1 MAY 1989	82.45	82.45									
11	405	BONVECCHIO Norbert	ITA	14 AUG 1985	79.22	77.10									
12	547	WAGNER Antoine	LUX	20 OCT 1988	75.39	75.39									
13	967	HUANG Shih-Feng	TPE	2 MAR 1992	79.84	79.84									
14	211	FRYDRYCH Petr	CZE	13 JAN 1988	88.23	79.14									



Results

Результаты

UNIVERSIADE RECORD	87.42m	Steven BACKLEY	GBR	Sheffield (GBR)	1991
--------------------	--------	----------------	-----	-----------------	------

Rank	Bib Name	Ctry code	Date of Birth	1	2	3	4	5	6	Result
1	833 TARABIN Dmitry	RUS	29 OCT 1991	83.11	81.62	x	x	-	x	83.11
2	721 OOSTHUIZEN John Robert	RSA	23 JAN 1987	81.63	x	x	x	74.27	74.68	81.63
3	979 AVAN Fatih	TUR	1 JAN 1989	75.55	73.09	74.26	81.24	x	x	81.24
4	288 LEHTOLA Sampo	FIN	10 MAY 1989	78.63	71.50	74.91	73.56	74.48	79.02	79.02 SB
5	422 DEAN Roderick Genki	JPN	30 DEC 1991	71.62	78.21	73.49	71.91	x	76.89	78.21
6	660 GRZESZCZUK Lukasz	POL	3 MAR 1990	x	74.11	77.98	77.23	x	x	77.98
7	211 FRYDRYCH Petr	CZE	13 JAN 1988	75.52	x	71.69	75.69	x	x	75.69
8	421 ARAI Ryohei	JPN	23 JUN 1991	73.75	71.08	75.53	75.15	66.59	69.79	75.53
9	405 BONVECCHIO Norbert	ITA	14 AUG 1985	75.28	69.16	72.37				75.28
10	119 NIELSEN Kyle Joseph Matheson	CAN	22 APR 1989	74.61	73.70	66.62				74.61
11	761 IORDAN Valerii	RUS	14 FEB 1992	66.45	73.49	71.41				73.49
12	230 ABD ELRAHMAN Ihab	EGY	1 MAY 1989	72.58	72.02	73.42				73.42
13	967 HUANG Shih-Feng	TPE	2 MAR 1992	66.04	72.84	x				72.84
14	547 WAGNER Antoine	LUX	20 OCT 1988	69.16	x	68.85				69.16

Starting order	1	2	3	4	5	6	7	8	9	10	11	12	13	14
Initial	422	119	761	288	721	660	979	421	833	230	405	547	967	211
Final	211	421	979	660	422	288	721	833						

Weather conditions

Temperature: 18 °C Humidity: 89 % Conditions: Cloudy

Legend

- Pass SB Season Best x Failure

Timing and Results provided by  TISSOT



Result Book

27th Summer Universiade in Kazan 2013



Athletics

Men's Hammer Throw





Medallists


Медалисты

As of MO 8 JUL 2013

Medal	Name	Ctry
GOLD	FAJDEK Pawel	POL - Poland
SILVER	LOMNICKY Marcel	SVK - Slovakia
BRONZE	LITVINOV Sergey	RUS - Russian Federation

Legend

=SB <equal> Season Best **PB** Personal Best **SB** Season Best

Timing and Results provided by  **TISSOT**



Result Book

27th Summer Universiade in Kazan 2013



Athletics

Men's Hammer Throw Final





Start list

Стартовый список

UNIVERSIADE RECORD	82.77m	TIKHON Ivan	BLR	Daegu (KOR)	30 AUG 2003
--------------------	--------	-------------	-----	-------------	-------------

Order	Bib	Name	Ctry code	Date of Birth	PB	SB	1	2	3	Best	4	5	6	Result	Rank
1	61	SHHAYUNOU Yury	BLR	22 OCT 1987	80.72	78.99									
2	666	NOWICKI Wojciech	POL	22 FEB 1989	75.87	75.87									
3	787	LITVINOV Sergey	RUS	27 JAN 1986	80.98	78.80									
4	803	POZDNIAKOV Anatolii	RUS	1 FEB 1987	77.04	77.04									
5	498	GAILIS Edgars	LAT	22 SEP 1991	64.91										
6	659	FAJDEK Pawel	POL	4 JUN 1989	81.39	79.99									
7	324	ZIEGLER Alexander	GER	7 JUL 1987	75.78	74.27									
8	1004	HOMMADOV Amanmyrat	TKM	28 JAN 1989											
9	923	LOMNICKY Marcel	SVK	6 JUL 1987	78.15	78.15									
10	231	ELASHRY Alaaeldin	EGY	6 JAN 1991	72.92	72.92									
11	57	KALAMOYETS Sjarhei	BLR	11 AUG 1989	77.52	75.66									
12	201	SALDARRIAGA Jacobo De Leon	COL	29 JAN 1986	58.20										
13	284	KAUPPINEN Juha	FIN	16 AUG 1986	74.38	70.63									
14	1003	MAMMEDOV Mergen	TKM	24 DEC 1990											
15	295	SEPPANEN Tuomas	FIN	16 MAY 1986	75.31	73.97									
16	564	MARGHIEV Serghei	MDA	7 NOV 1992	75.20	70.84									
17	850	ROSE Alexander	SAM	17 NOV 1991											



Results

Результаты

UNIVERSIADE RECORD	82.77m	TIKHON Ivan	BLR	Daegu (KOR)	30 AUG 2003
--------------------	--------	-------------	-----	-------------	-------------

Rank	Bib	Name	Ctry code	Date of Birth	1	2	3	4	5	6	Result
1	659	FAJDEK Pawel	POL	4 JUN 1989	76.96	x	x	79.99	x	78.65	79.99 =SB
2	923	LOMNICKY Marcel	SVK	6 JUL 1987	x	75.94	76.75	76.63	77.78	78.73	78.73 PB
3	787	LITVINOV Sergey	RUS	27 JAN 1986	75.89	x	78.08	x	x	75.23	78.08
4	61	SHHAYUNOU Yury	BLR	22 OCT 1987	74.63	74.56	x	73.46	74.13	75.82	75.82
5	666	NOWICKI Wojciech	POL	22 FEB 1989	74.54	75.32	73.53	74.94	x	x	75.32
6	57	KALAMOYETS Siarhei	BLR	11 AUG 1989	71.52	73.30	71.78	73.14	74.18	73.34	74.18
7	295	SEPPANEN Tuomas	FIN	16 MAY 1986	x	x	72.95	72.86	73.89	70.70	73.89
8	564	MARGHIEV Serghei	MDA	7 NOV 1992	x	71.93	x	x	x	72.99	72.99 SB
9	803	POZDNIAKOV Anatolii	RUS	1 FEB 1987	x	71.20	x				71.20
10	324	ZIEGLER Alexander	GER	7 JUL 1987	70.62	67.39	71.10				71.10
11	1003	MAMMEDOV Mergen	TKM	24 DEC 1990	67.26	x	69.78				69.78
12	231	ELASHRY Alaeldin	EGY	6 JAN 1991	69.21	69.77	69.41				69.77
13	284	KAUPPINEN Juha	FIN	16 AUG 1986	x	67.76	x				67.76
14	1004	HOMMADOV Amanmyrat	TKM	28 JAN 1989	63.26	x	64.28				64.28
15	201	SALDARRIAGA Jacobo De Leon	COL	29 JAN 1986	55.48	x	x				55.48
	498	GAILIS Edgars	LAT	22 SEP 1991	x	x	x				NM
	850	ROSE Alexander	SAM	17 NOV 1991							DNS

Starting order	1	2	3	4	5	6	7	8	9	10	11	12	13	14	15	16
Initial	61	666	787	803	498	659	324	1004	923	231	57	201	284	1003	295	564
Final	564	295	57	61	666	923	659	787								


Starting order	17															
Initial	850															
Final																

Weather conditions

Temperature: 21 °C Humidity: 57 % Conditions: Rain

Legend

- Pass =SB <equal> Season Best DNS Did not Start NM No Mark
 PB Personal Best SB Season Best x Failure

Timing and Results provided by  TISSOT



Result Book

27th Summer Universiade in Kazan 2013



Athletics

Men's Long Jump





Medallists

Медалисты

As of FRI 12 JUL 2013

Medal	Name	Ctry
GOLD	RIVERA Luis Alberto	MEX - Mexico
SILVER	MENKOV Alexander	RUS - Russian Federation
BRONZE	CHUVA Marcos	POR - Portugal



Result Book

27th Summer Universiade in Kazan 2013



Athletics

Men's Long Jump Qualification Round





Results Summary

Итоговые результаты

UNIVERSIADE RECORD	8.40m	PEDROSO Iván	CUB	Catania (ITA)	31 AUG 1997
--------------------	-------	--------------	-----	---------------	-------------

Rank	Bib	Name	Ctry code	Group	Position	Wind	Result	
1	802	POLYANSKIY Sergey	RUS	A	1	+1.7	8.12	Q
2	68	KOOSIMILE Larona	BOT	A	2	+1.4	7.93	Q PB
3	579	RIVERA Luis Alberto	MEX	A	3	+0.6	7.90	Q
4	676	CHUVA Marcos	POR	A	4	+1.9	7.85	Q SB
5	788	MENKOV Alexander	RUS	B	1	+1.5	7.83	q
6	519	AUCYNA Darius	LTU	A	5	+2.5	7.78	q
7	854	GUEYE Mamadou	SEN	B	2	+2.3	7.75	q
8	458	AGOYEV Kirill	KAZ	A	6	+3.5	7.68	q
9	130	STEWART Taylor Urrie	CAN	B	3	+0.8	7.62	q
10	316	HOWARD Julian Anthony	GER	B	4	+1.1	7.60	q
11	537	VADEIKIS Marius	LTU	B	5	+2.0	7.60	q SB
12	992	KULAKSIZ Alper	TUR	B	6	0.0	7.58	q
13	155	PINEDA Daniel	CHI	A	7	+2.2	7.56	
14	73	RAMMOKOLODI Ruri	BOT	B	7	+2.1	7.54	
15	396	FAHIE Collister	ISV	B	8	+0.1	7.48	
16	675	CALDEIRA Marcos	POR	B	9	-0.2	7.41	
17	398	HUNT Leon	ISV	A	8	+1.3	7.41	
18	250	KASE Mihkel	EST	B	10	+0.4	7.32	
19	591	GRECH Andy	MLT	A	9	+1.0	7.10	PB
20	1087	AGGREY Emmanuel Kwegyir	GHA	B	11	+0.9	7.05	
21	894	DILANKARA Lahiru	SRI	A	10	+2.4	6.92	
22	600	PENGEL Jonathan	NED	B	12	+1.3	6.91	SB
23	647	JAHANGEER Muhammad Adnan	PAK	A	11	+1.9	6.77	
24	1	PHILBERT Kevin	AHO	A	12	+0.1	6.77	
25	373	PULUGU Dhanunjaya S. Rao	IND	A	13	+2.6	6.71	
26	595	KWENANI Jethro Muhau	NAM	B	13	-0.3	5.64	
	223	JEPPESEN Andreas	DEN	A			NM	
	602	STIEGLIS Yoeri	NED	A			NM	
	865	CONTEH David Tyrese	SLE	A			DNS	
	607	GBAGBEKE Stanley Avwarosuo	NGR	B			DNS	
	36	KELLERER Julian Romeo	AUT	B			DNS	
	171	SU Xiongfeng	CHN	B			DNS	

Qualification: Qualifying performance 7.85 (Q) or 12 best performers (q) advance to the Final

Legend					
DNS	Did not Start	NM	No Mark	PB	Personal Best
q	Qualified by performance	SB	Season Best	Q	Qualified by standard

Timing and Results provided by  TISSOT



Start list

Стартовый список

UNIVERSIADE RECORD	8.40m	PEDROSO Iván	CUB	Catania (ITA)	31 AUG 1997
--------------------	-------	--------------	-----	---------------	-------------

Order	Bib	Name	Ctry code	Date of Birth	PB	SB	1	2	3	Result	Rank
1	398	HUNT Leon	ISV	17 MAY 1987	8.11	7.61					
2	579	RIVERA Luis Alberto	MEX	21 JUN 1987	8.30	8.30					
3	647	JAHANGEER Muhammad Adnan	PAK	30 NOV 1993							
4	602	STIEGLIS Yoeri	NED	6 JUN 1990	6.79						
5	223	JEPPESEN Andreas	DEN	6 MAY 1988							
6	458	AGOYEV Kirill	KAZ	13 JUN 1990	7.86	7.86					
7	519	AUCYNA Darius	LTU	7 MAY 1989	8.11	7.56					
8	373	PULUGU Dhanunjaya S. Rao	IND	2 OCT 1993							
9	591	GRECH Andy	MLT	27 MAR 1990	7.02						
10	802	POLYANSKIY Vladimir	RUS	29 OCT 1989	8.16	8.16					
11	1	PHILBERT Kevin	AHO	13 JUN 1995	7.36	7.36					
12	676	CHUVA Marcos	POR	8 AUG 1989	8.34	7.66					
13	155	PINEDA Daniel	CHI	19 SEP 1985	8.08						
14	894	DILANKARA Lahiru	SRI	14 MAY 1991							
15	865	CONTEH David Tyrese	SLE	28 SEP 1992							
16	68	KOOSIMILE Laron	BOT	14 OCT 1985	7.87	7.87					

Qualification: Qualifying performance 7.85 or 12 best performers advance to the Final



Results

Результаты

UNIVERSIADE RECORD 8.40m PEDROSO Iván CUB Catania (ITA) 31 AUG 1997

Rank	Bib	Name	Ctry code	Date of Birth	1	2	3	Result	Wind
1	802	POLYANSKIY Sergey	RUS	29 OCT 1989	8.12 +1.7			8.12 +1.7	Q
2	68	KOOSIMILE Larona	BOT	14 OCT 1985	7.79 +0.5	7.93 +1.4		7.93 +1.4	Q PB
3	579	RIVERA Luis Alberto	MEX	21 JUN 1987	7.90 +0.6			7.90 +0.6	Q
4	676	CHUVA Marcos	POR	8 AUG 1989	7.85 +1.9			7.85 +1.9	Q SB
5	519	AUCYNA Darius	LTU	7 MAY 1989	x +3.3	x +1.6	7.78 +2.5	7.78 +2.5	q
6	458	AGOYEV Kirill	KAZ	13 JUN 1990	7.68 +0.3	x +0.6	7.68 +3.5	7.68 +3.5	q
7	155	PINEDA Daniel	CHI	19 SEP 1985	7.29 +0.7	7.41 +2.5	7.56 +2.2	7.56 +2.2	
8	398	HUNT Leon	ISV	17 MAY 1987	7.41 +1.3	x +0.9	x +0.8	7.41 +1.3	
9	591	GRECH Andy	MLT	27 MAR 1990	7.10 +1.0	x +0.4	x +1.9	7.10 +1.0	PB
10	894	DILANKARA Lahiru	SRI	14 MAY 1991	x +0.6	6.92 +2.4	x +2.2	6.92 +2.4	
11	647	JAHANGEER Muhammad Adnan	PAK	30 NOV 1993	6.77 +1.9	x +2.7	6.39 +3.6	6.77 +1.9	
12	1	PHILBERT Kevin	AHO	13 JUN 1995	6.77 +0.1	6.31 +2.0	-	6.77 +0.1	
13	373	PULUGU Dhanunjaya S. Rao	IND	2 OCT 1993	x +2.5	6.71 +2.6	x +0.9	6.71 +2.6	
	223	JEPPESEN Andreas	DEN	6 MAY 1988	x +1.7	x +1.9	x +1.9	NM	
	602	STIEGLIS Yoeri	NED	6 JUN 1990	x +3.0	x +1.2	x +2.2	NM	
	865	CONTEH David Tyrese	SLE	28 SEP 1992				DNS	

Qualification: Qualifying performance 7.85 (Q) or 12 best performers (q) advance to the Final

Starting order	1	2	3	4	5	6	7	8	9	10	11	12	13	14	15	16
	398	579	647	602	223	458	519	373	591	802	1	676	155	894	865	68

Weather conditions

Temperature: 23 °C Humidity: 64 % Conditions: Partly cloudy

Legend

- Pass DNS Did not Start NM No Mark PB Personal Best
Q Qualified by standard q Qualified by performance SB Season Best x Failure

Timing and Results provided by  TISSOT



Start list

Стартовый список

UNIVERSIADE RECORD	8.40m	PEDROSO Iván	CUB	Catania (ITA)	31 AUG 1997
--------------------	-------	--------------	-----	---------------	-------------

Order	Bib	Name	Ctry code	Date of Birth	PB	SB	1	2	3	Result	Rank
1	595	KWENANI Jethro Muhau	NAM	2 AUG 1991							
2	73	RAMMOKOLODI Ruri	BOT	17 NOV 1989							
3	675	CALDEIRA Marcos	POR	27 FEB 1988	7.83						
4	396	FAHIE Collister	ISV	31 AUG 1989	7.91						
5	316	HOWARD Julian Anthony	GER	3 APR 1989	8.07	8.07					
6	1087	AGGREY Emmanuel Kwegyir	GHA	11 JUN 1990							
7	537	VADEIKIS Marius	LTU	2 AUG 1989	7.80	7.30					
8	171	SU Xiongfeng	CHN	21 MAR 1987	8.19	8.00					
9	992	KULAKSIZ Alper	TUR	6 APR 1992	7.75	7.61					
10	854	GUEYE Mamadou	SEN	15 MAR 1986							
11	250	KASE Mihkel	EST	2 OCT 1993							
12	788	MENKOV Alexander	RUS	7 DEC 1990	8.39	8.39					
13	130	STEWART Taylor Urrie	CAN	11 APR 1991	7.78	7.76					
14	36	KELLERER Julian Romeo	AUT	22 AUG 1989	7.81	7.56					
15	600	PENGEL Jonathan	NED	22 SEP 1985	7.62	6.70					
16	607	GBAGBEKE Stanley Avwarosuo	NGR	24 JUL 1989	8.20	7.67					

Qualification: Qualifying performance 7.85 or 12 best performers advance to the Final



Results

Результаты

UNIVERSIADE RECORD	8.40m	PEDROSO Iván	CUB	Catania (ITA)	31 AUG 1997
--------------------	-------	--------------	-----	---------------	-------------

Rank	Bib	Name	Ctry code	Date of Birth	1	2	3	Result	Wind
1	788	MENKOV Alexander	RUS	7 DEC 1990	7.83 +1.5	-	-	7.83 +1.5	q
2	854	GUEYE Mamadou	SEN	15 MAR 1986	7.35 +1.4	7.57 +1.6	7.75 +2.3	7.75 +2.3	q
3	130	STEWART Taylor Urrie	CAN	11 APR 1991	x +2.9	7.62 +0.8	x +0.6	7.62 +0.8	q
4	316	HOWARD Julian Anthony	GER	3 APR 1989	7.50 +0.6	5.50 0.0	7.60 +1.1	7.60 +1.1	q
5	537	VADEIKIS Marius	LTU	2 AUG 1989	7.60 +2.0	7.41 +1.6	x +0.9	7.60 +2.0	q SB
6	992	KULAKSIZ Alper	TUR	6 APR 1992	x +1.0	x +1.0	7.58 0.0	7.58 0.0	q
7	73	RAMMOKOLODI Ruri	BOT	17 NOV 1989	x +1.1	x +1.2	7.54 +2.1	7.54 +2.1	
8	396	FAHIE Collister	ISV	31 AUG 1989	7.19 +1.6	7.36 +1.8	7.48 +0.1	7.48 +0.1	
9	675	CALDEIRA Marcos	POR	27 FEB 1988	7.37 +0.4	7.41 -0.2	x +1.2	7.41 -0.2	
10	250	KASE Mihkel	EST	2 OCT 1993	7.32 +0.4	7.11 +1.6	6.92 +1.2	7.32 +0.4	
11	1087	AGGREY Emmanuel Kwegyir	GHA	11 JUN 1990	7.05 +0.9	6.59 +0.7	6.50 +2.0	7.05 +0.9	
12	600	PENGEL Jonathan	NED	22 SEP 1985	x 0.0	6.91 +1.3	x +0.8	6.91 +1.3	SB
13	595	KWENANI Jethro Muhau	NAM	2 AUG 1991	5.64 -0.3	x +0.7	r	5.64 -0.3	
	607	GBAGBEKE Stanley Avwarosuo	NGR	24 JUL 1989				DNS	
	36	KELLERER Julian Romeo	AUT	22 AUG 1989				DNS	
	171	SU Xiongfeng	CHN	21 MAR 1987				DNS	

Qualification: Qualifying performance 7.85 (Q) or 12 best performers (q) advance to the Final


Starting order	1	2	3	4	5	6	7	8	9	10	11	12	13	14	15	16
	595	73	675	396	316	1087	537	171	992	854	250	788	130	36	600	607

Weather conditions

Temperature: 23 °C Humidity: 64 % Conditions: Partly cloudy

Legend

- Pass DNS Did not Start q Qualified by performance SB Season Best
x Failure

Timing and Results provided by  TISSOT



Result Book

27th Summer Universiade in Kazan 2013



Athletics

Men's Long Jump Final





Start list

Стартовый список

UNIVERSIADE RECORD	8.40m PEDROSO Iván	CUB	Catania (ITA)	31 AUG 1997
--------------------	--------------------	-----	---------------	-------------

Order	Bib	Name	Ctry code	Date of Birth	PB	SB	1	2	3	Best	4	5	6	Result	Rank
1	130	STEWART Taylor Urrie	CAN	11 APR 1991	7.78	7.76									
2	992	KULAKSIZ Alper	TUR	6 APR 1992	7.75	7.61									
3	676	CHUVA Marcos	POR	8 AUG 1989	8.34	7.85									
4	854	GUEYE Mamadou	SEN	15 MAR 1986	7.76	7.75									
5	579	RIVERA Luis Alberto	MEX	21 JUN 1987	8.30	8.30									
6	68	KOOSIMILE Larona	BOT	14 OCT 1985	7.93	7.93									
7	519	AUCYNA Darius	LTU	7 MAY 1989	8.11	7.56									
8	458	AGOYEV Kirill	KAZ	13 JUN 1990	7.86	7.86									
9	537	VADEIKIS Marius	LTU	2 AUG 1989	7.80	7.60									
10	788	MENKOV Alexander	RUS	7 DEC 1990	8.39	8.39									
11	316	HOWARD Julian Anthony	GER	3 APR 1989	8.07	8.07									
12	802	POLYANSKIY Sergey	RUS	29 OCT 1989	8.16	8.16									

All Time Best Performers			
8.95m	POWELL Mike	USA Tokyo (JPN)	30 AUG 1991
8.90m	BEAMON Bob	USA Ciudad de México (MEX)	18 OCT 1968
8.87m	LEWIS Carl	USA Tokyo (JPN)	30 AUG 1991
8.86m	EMMIYAN Robert	ARM Tsakhkadzor (ARM)	22 MAY 1987
8.74m	MYRICKS Larry	USA Indianapolis IN (USA)	18 JUL 1988
8.74m	WALDER Erick	USA El Paso TX (USA)	2 APR 1994
8.74m	PHILLIPS Dwight	USA Eugene OR (USA)	7 JUN 2009
8.73m	SALADINO Irving	PAN Hengelo (NED)	24 MAY 2008
8.71m	PEDROSO Iván	CUB Salamanca (ESP)	18 JUL 1995
8.66m	TSÁTOUMAS Louís	GRE Kalamáta (GRE)	2 JUN 2007

2013 Best Performers			
8.39m	MENKOV A.	RUS Eugene OR (USA)	31 MAY
8.34m	Li Jinzhe	CHN Shanghai (CHN)	18 MAY
8.31m	da SILVA Mauro	BRA São Paulo (BRA)	7 JUN
8.30m	MOKOENA Godfrey	RSA Bad Langensalza (GER)	15 JUN
8.30m	RIVERA Luis	MEX Szczecin (POL)	15 JUN
8.29m	VISSER Zarck	RSA Stellenbosch (RSA)	13 APR
8.29m	CAMARA Alyn	GER Bad Langensalza (GER)	15 JUN
8.27m	REIF Christian	GER Bad Langensalza (GER)	15 JUN
8.25m	LAPIERRE F.	AUS Houston TX (USA)	20 JUN
8.25m	FORBES Damar	JAM Kingston (JAM)	22 JUN

Best Universiade Performers			
8.40m	PEDROSO Iván	CUB Catania	31 AUG 1997
8.35m	BECKFORD James	JAM Catania	31 AUG 1997
8.27m	CYBULSKI Grzegorz	POL Roma	19 SEP 1975
8.21m	ACKERMANN Georg	GER Fukuoka	3 SEP 1995
8.21m	SOSUNOV Kirill	RUS Fukuoka	3 SEP 1995
8.21m	ALLI Yusuf	NGR Edmonton	7 JUL 1983
8.21m	STEKIC Nenad	YUG Ciudad de México	8 SEP 1979
8.20m	DUK-HYUNG Kim	KOR Beograd	12 JUL 2009
8.20m	PATE Miguel	USA Beijing	27 AUG 2001
8.19m	POWELL Mike	USA Zagreb	16 JUL 1987

Timing and Results provided by  TISSOT



Results

Результаты

UNIVERSIADE RECORD	8.46m RIVERA Luis Alberto	MEX	12 JUL 2013
--------------------	---------------------------	-----	-------------

Rank	Bib Name	Ctry code	Date of Birth	1	2	3	4	5	6	Result	Wind
1	579 RIVERA Luis Alberto	MEX	21 JUN 1987	x	8.08	x	8.46	8.12	x	8.46	WL,NR,UR +1.3
2	788 MENKOV Alexander	RUS	7 DEC 1990	7.90	8.03	x	8.16	8.42	8.34	8.42	PB +0.9
3	676 CHUVA Marcos	POR	8 AUG 1989	7.77	8.07	x	7.69	x	8.15	8.15	SB +1.2
4	802 POLYANSKIY Sergey	RUS	29 OCT 1989	x	8.14	x	8.04	x	8.06	8.14	+0.5
5	316 HOWARD Julian Anthony	GER	3 APR 1989	x	7.71	7.75	8.00	x	7.86	8.00	+1.7
6	130 STEWART Taylor Urrie	CAN	11 APR 1991	x	7.80	x	x	x	x	7.80	PB +1.8
7	992 KULAKSIZ Alper	TUR	6 APR 1992	x	7.68	x	x	x	7.53	7.68	SB 0.0
8	68 KOOSIMILE Larona	BOT	14 OCT 1985	7.67	x	7.12	x	7.45	7.19	7.67	+1.0
9	458 AGOYEV Kirill	KAZ	13 JUN 1990	x	x	7.57				7.57	+2.0
10	519 AUCYNA Darius	LTU	7 MAY 1989	7.49	7.38	7.24				7.49	+1.9
11	537 VADEIKIS Marius	LTU	2 AUG 1989	7.44	x	7.44				7.44	+1.6
12	854 GUEYE Mamadou	SEN	15 MAR 1986	7.43	x	x				7.43	+1.2


Starting order	1	2	3	4	5	6	7	8	9	10	11	12
Initial	130	992	676	854	579	68	519	458	537	788	316	802
Final	68	992	316	130	788	676	579	802				

Weather conditions

Temperature: 26 °C Humidity: 36 % Conditions: Sunny

Legend

- Pass NR National Record PB Personal Best SB Season Best
UR Universiade Record WL World Lead x Failure

Timing and Results provided by  TISSOT



Result Book

27th Summer Universiade in Kazan 2013



Athletics

Men's Triple Jump





Medallists

Медалисты

As of TUE 9 JUL 2013

Medal	Name	Ctry
GOLD	KUZNIETSOV Viktor	UKR - Ukraine
SILVER	FEDOROV Alexey	RUS - Russian Federation
BRONZE	EKTOV Yevgeniy	KAZ - Kazakhstan



Result Book

27th Summer Universiade in Kazan 2013



Athletics

Men's Triple Jump Qualification Round





Results Summary


Итоговые результаты

UNIVERSIADE RECORD	17.86m	SIMPKINS Charlie	USA	Kobe (JPN)	2 SEP 1985
--------------------	--------	------------------	-----	------------	------------

Rank	Bib	Name	Ctry code	Group	Position	Wind	Result	
1	753	FEDOROV Alexey	RUS	A	1	-1.0	16.85	Q =SB
2	1033	KUZNIETSOV Viktor	UKR	B	1	-0.2	16.31	q
3	675	CALDEIRA Marcos	POR	A	2	+1.1	16.15	q SB
4	460	EKTOV Yevgeniy	KAZ	B	2	-1.2	16.07	q
5	298	TAMMENTIE Aleksii	FIN	A	3	-1.5	15.93	q
6	81	ZANGO Hugues Fabrice	BUR	A	4	-0.2	15.74	q
7	17	JONES Alwyn	AUS	A	5	-0.8	15.66	q
8	1090	KARACA Askin	TUR	A	6	-1.6	15.61	q
9	163	LI Pangshuai	CHN	B	3	-0.8	15.58	q
10	691	DAIANU Adrian Adel	ROU	A	7	+1.8	15.50	q
11	854	GUEYE Mamadou	SEN	B	4	-0.6	15.43	q
12	505	KOVALOV PAVELS	LAT	B	5	-0.2	15.39	q SB
13	397	HASHEEM YOSEF Abdul-Halim	ISV	A	8	+0.7	15.31	
14	278	VOLLMER Eugene	FIJ	B	6	-1.1	15.29	
15	814	SAMITOV Ruslan	RUS	B	7	0.0	15.11	
16	333	BRUCE Michael Seyram	GHA	A	9	-1.3	15.02	
17	73	RAMMOKOLODI Ruri	BOT	B	8	+1.0	14.79	
18	336	ESSAH Kweku Ampiah	GHA	B	9	+0.2	14.64	
19	377	SINGH Navjot	IND	A	10	-0.2	14.44	
20	74	TSHIRELETSO Thalosang	BOT	A	11	-2.1	14.27	
21	269	VEELAK Sten	EST	A	12	-1.1	14.20	
	900	JAYALATH Pradeep	SRI	B			NM	
	264	SYUNIN Igor	EST	B			NM	
	480	KOMEN AMOS KIPRONO Amos	KEN	A			DNS	
	142	MBANA Jean Martin Byzances	CGO	B			DNS	
	5	RUAN Denvil	ANU	B			DNS	

Qualification: Qualifying performance 16.50 (Q) or 12 best performers (q) advance to the Final

Legend					
=SB	<equal> Season Best	DNS	Did not Start	NM	No Mark
q	Qualified by performance	SB	Season Best	Q	Qualified by standard

Timing and Results provided by  TISSOT



Start list

Стартовый список

UNIVERSIADE RECORD	17.86m	SIMPKINS Charlie	USA	Kobe (JPN)	2 SEP 1985
--------------------	--------	------------------	-----	------------	------------

Order	Bib	Name	Ctry code	Date of Birth	PB	SB	1	2	3	Result	Rank
1	397	HASHEEM YOSEF Abdul-Halim	ISV	12 FEB 1990	16.29						
2	691	DAIANU Adrian Adel	ROU	27 NOV 1987	16.49						
3	675	CALDEIRA Marcos	POR	27 FEB 1988	16.44	16.02					
4	333	BRUCE Michael Seyram	GHA	23 MAR 1989							
5	74	TSHIRELETSO Thalasang	BOT	14 MAY 1991	14.91	14.91					
6	269	VEELAK Sten	EST	4 FEB 1988	14.73						
7	1090	KARACA Askin	TUR	2000							
8	17	JONES Alwyn	AUS	28 FEB 1985	16.83	16.81					
9	377	SINGH Navjot	IND	15 SEP 1989	15.25	15.25					
10	753	FEDOROV Alexey	RUS	25 MAY 1991	17.19	16.85					
11	480	KOMEN AMOS KIPRONO Amos	KEN	2 APR 1992							
12	81	ZANGO Hugues Fabrice	BUR	25 JUN 1993							
13	298	TAMMENTIE Aleksi	FIN	6 AUG 1986	16.44	16.20					

Qualification: Qualifying performance 16.50 or 12 best performers advance to the Final



Results

Результаты

UNIVERSIADE RECORD	17.86m	SIMPKINS Charlie	USA	Kobe (JPN)	2 SEP 1985
--------------------	--------	------------------	-----	------------	------------

Rank	Bib	Name	Ctry code	Date of Birth	1	2	3	Result	Wind
1	753	FEDOROV Alexey	RUS	25 MAY 1991	16.85 -1.0			16.85 -1.0	Q =SB
2	675	CALDEIRA Marcos	POR	27 FEB 1988	16.15 +1.1	x -1.7	15.20 -0.9	16.15 +1.1	q SB
3	298	TAMMENTIE Aleks	FIN	6 AUG 1986	14.62 -0.1	15.93 -1.5	r	15.93 -1.5	q
4	81	ZANGO Hugues Fabrice	BUR	25 JUN 1993	x -0.2	15.18 -0.6	15.74 -0.2	15.74 -0.2	q
5	17	JONES Alwyn	AUS	28 FEB 1985	15.66 -0.8	15.50 -0.8	15.24 +0.6	15.66 -0.8	q
6	1090	KARACA Askin	TUR	2000	x -0.8	15.61 -1.6	15.56 +0.3	15.61 -1.6	q
7	691	DAIANU Adrian Adel	ROU	27 NOV 1987	15.50 +1.8	15.41 -0.5	x -2.4	15.50 +1.8	q
8	397	HASHEEM YOSEF Abdul-Halim	ISV	12 FEB 1990	15.31 +0.7	15.07 +0.6	13.96 -2.0	15.31 +0.7	
9	333	BRUCE Michael Seyram	GHA	23 MAR 1989	x +1.3	15.02 -1.3	x -0.8	15.02 -1.3	
10	377	SINGH Navjot	IND	15 SEP 1989	x -0.2	14.20 -0.3	14.44 -0.2	14.44 -0.2	
11	74	TSHIRELETSO Thalasang	BOT	14 MAY 1991	x 0.0	14.27 -2.1	-	14.27 +2.1	
12	269	VEELAK Sten	EST	4 FEB 1988	13.85 -1.3	x -1.2	14.20 -1.1	14.20 -1.1	
	480	KOMEN AMOS KIPRONO Amos	KEN	2 APR 1992				DNS	

Qualification: Qualifying performance 16.50 (Q) or 12 best performers (q) advance to the Final


Starting order	1	2	3	4	5	6	7	8	9	10	11	12	13
	397	691	675	333	74	269	1090	17	377	753	480	81	298

Weather conditions

Temperature: 28 °C Humidity: 30 % Conditions: Sunny

Legend

- Pass =SB <equal> Season Best DNS Did not Start Q Qualified by standard
q Qualified by performance SB Season Best x Failure

Timing and Results provided by  TISSOT



Start list

Стартовый список

UNIVERSIADE RECORD	17.86m	SIMPKINS Charlie	USA	Kobe (JPN)	2 SEP 1985
--------------------	--------	------------------	-----	------------	------------

Order	Bib	Name	Ctry code	Date of Birth	PB	SB	1	2	3	Result	Rank
1	5	RUAN Denvil	ANU	7 MAR 1989	14.64						
2	73	RAMMOKOLODI Ruri	BOT	17 NOV 1989							
3	814	SAMITOV Ruslan	RUS	11 JUL 1991	17.25	16.54					
4	505	KOVALOV S PAVELS	LAT	17 OCT 1990	16.03	15.37					
5	854	GUEYE Mamadou	SEN	15 MAR 1986							
6	1033	KUZNIETSOV Viktor	UKR	14 JUL 1986	17.29	16.92					
7	264	SYUNIN Igor	EST	4 DEC 1990	16.86	16.25					
8	163	LI Pangshuai	CHN	9 APR 1992	15.84						
9	460	EKTOV Yevgeniy	KAZ	1 SEP 1986	17.22						
10	336	ESSAH Kweku Ampiah	GHA	3 JUL 1991							
11	142	MBANA Jean Martin Byzances	CGO	14 SEP 1986							
12	900	JAYALATH Pradeep	SRI	24 OCT 1988							
13	278	VOLLMER Eugene	FIJ	28 APR 1989	16.08	15.42					

Qualification: Qualifying performance 16.50 or 12 best performers advance to the Final



Results

Результаты

UNIVERSIADE RECORD	17.86m	SIMPKINS Charlie	USA	Kobe (JPN)	2 SEP 1985
--------------------	--------	------------------	-----	------------	------------

Rank	Bib	Name	Ctry code	Date of Birth	1	2	3	Result	Wind
1	1033	KUZNIETSOV Viktor	UKR	14 JUL 1986	16.31 -0.2	x -0.5	16.24 -0.9	16.31	-0.2
2	460	EKTOV Yevgeniy	KAZ	1 SEP 1986	16.07 -1.2	x -0.6	x -0.4	16.07	-1.2
3	163	LI Pangshuai	CHN	9 APR 1992	14.56 -0.4	15.23 -1.5	15.58 -0.8	15.58	-0.8
4	854	GUEYE Mamadou	SEN	15 MAR 1986	15.12 -0.3	15.43 -0.6	15.14 -0.8	15.43	-0.6
5	505	KOVALOV S Pavels	LAT	17 OCT 1990	x +1.0	15.39 -0.2	14.32 -0.8	15.39	-0.2 SB
6	278	VOLLMER Eugene	FIJ	28 APR 1989	15.02 +0.3	x -1.0	15.29 -1.1	15.29	-1.1
7	814	SAMITOV Ruslan	RUS	11 JUL 1991	x +0.2	14.82 +1.2	15.11 0.0	15.11	0.0
8	73	RAMMOKOLODI Ruri	BOT	17 NOV 1989	14.79 +1.0	14.74 -0.9	14.74 -0.8	14.79	+1.0
9	336	ESSAH Kweku Ampiah	GHA	3 JUL 1991	14.64 +0.2	x -0.8	14.39 -1.3	14.64	+0.2
	900	JAYALATH Pradeep	SRI	24 OCT 1988	x -0.5	x -1.7	x -1.2	NM	
	264	SYUNIN Igor	EST	4 DEC 1990	x 0.0	x -0.9	x -1.6	NM	
	142	MBANA Jean Martin Byzances	CGO	14 SEP 1986				DNS	
	5	RUAN Denvil	ANU	7 MAR 1989				DNS	

Qualification: Qualifying performance 16.50 (Q) or 12 best performers (q) advance to the Final

Starting order	1	2	3	4	5	6	7	8	9	10	11	12	13
	5	73	814	505	854	1033	264	163	460	336	142	900	278

Weather conditions

Temperature: 28 °C Humidity: 30 % Conditions: Sunny

Legend

- Pass **DNS** Did not Start **NM** No Mark **SB** Season Best
x Failure

Timing and Results provided by  **TISSOT**



Result Book

27th Summer Universiade in Kazan 2013



Athletics

Men's Triple Jump Final





Start list

Стартовый список

UNIVERSIADE RECORD	17.86m	SIMPKINS Charlie	USA	Kobe (JPN)	2 SEP 1985
--------------------	--------	------------------	-----	------------	------------

Order	Bib	Name	Ctry code	Date of Birth	PB	SB	1	2	3	Best	4	5	6	Result	Rank
1	753	FEDOROV Alexey	RUS	25 MAY 1991	17.19	16.85									
2	460	EKTOV Yevgeniy	KAZ	1 SEP 1986	17.22										
3	691	DAIANU Adrian Adel	ROU	27 NOV 1987	16.49										
4	675	CALDEIRA Marcos	POR	27 FEB 1988	16.44	16.15									
5	854	GUEYE Mamadou	SEN	15 MAR 1986											
6	163	LI Pangshuai	CHN	9 APR 1992	15.84										
7	1090	KARACA Askin	TUR	2000											
8	17	JONES Alwyn	AUS	28 FEB 1985	16.83	16.81									
9	81	ZANGO Hugues Fabrice	BUR	25 JUN 1993											
10	298	TAMMENTIE Alekski	FIN	6 AUG 1986	16.44	16.20									
11	1033	KUZNIETSOV Viktor	UKR	14 JUL 1986	17.29	16.92									
12	505	KOVALOV'S PAVELS	LAT	17 OCT 1990	16.03	15.39									



Results

Результаты

UNIVERSIADE RECORD 17.86m SIMPKINS Charlie USA Kobe (JPN) 2 SEP 1985

Rank	Bib Name	Ctry code	Date of Birth	1	2	3	4	5	6	Result	Wind
1	1033 KUZNIETSOV Viktor	UKR	14 JUL 1986	16.80 +0.5	16.49 +0.1	16.51 +1.1	x +0.4	17.01 +1.0	16.54 +0.6	17.01	SB +1.0
2	753 FEDOROV Alexey	RUS	25 MAY 1991	16.89 +2.2	16.88 +1.2	15.81 +0.5	16.81 +1.0	16.46 +0.9	16.65 +0.3	16.89	*SB +2.2
3	460 EKTOV Yevgeniy	KAZ	1 SEP 1986	16.57 +0.8	x +1.2	16.36 +1.1	x +1.6	x +0.6	16.49 +1.2	16.57	+0.8
4	298 TAMMENTIE Aleksii	FIN	6 AUG 1986	15.87 +1.7	16.02 +0.5	x +1.3	x +1.1	16.31 +1.9	15.90 +0.3	16.31	SB +1.9
5	1090 KARACA Askin	TUR	2000	x +1.1	16.27 +1.3	-	x +1.6	-	x +0.2	16.27	+1.3
6	81 ZANGO Hugues Fabrice	BUR	25 JUN 1993	15.63 +0.5	15.96 +0.6	15.64 +1.8	x +0.4	x +1.1	15.74 +0.2	15.96	+0.6
7	17 JONES Alwyn	AUS	28 FEB 1985	15.73 +0.9	15.93 +0.5	15.86 +0.9	15.75 +1.4	15.93 +1.1	15.86 +0.3	15.93	+0.5
8	675 CALDEIRA Marcos	POR	27 FEB 1988	15.82 -0.1	x +1.0	15.70 0.0	15.87 +1.8	x +1.0	x +0.7	15.87	+1.8
9	163 LI Pangshuai	CHN	9 APR 1992	15.02 +1.8	15.69 +1.8	15.55 +0.6				15.69	+1.8
10	854 GUEYE Mamadou	SEN	15 MAR 1986	13.87 +1.5	15.24 +1.4	15.53 +0.6				15.53	+0.6
11	691 DAIANU Adrian Adel	ROU	27 NOV 1987	15.02 +0.8	15.47 +1.1	x +1.2				15.47	+1.1
12	505 KOVALOV PAVELS	LAT	17 OCT 1990	15.24 +1.1	15.11 +0.3	14.96 +1.1				15.24	+1.1

Starting order	1	2	3	4	5	6	7	8	9	10	11	12
Initial	753	460	691	675	854	163	1090	17	81	298	1033	505
Final	675	17	81	298	1090	460	1033	753				

Weather conditions

Temperature: 20 °C Humidity: 89 % Conditions: Cloudy

Note:

*: Performances achieved with assisting wind in excess of 2.0 m/s cannot be recognized as records.
For FEDOROV, A., 16.88m is recognized as a new SB.

Legend

- Pass SB Season Best x Failure

Timing and Results provided by  TISSOT



Result Book

27th Summer Universiade in Kazan 2013



Athletics

Men's High Jump





Medallists

Медалисты

As of TUE 9 JUL 2013

Medal	Name	Ctry
GOLD	MUDROV Sergey	RUS - Russian Federation
SILVER	PROTSENKO Andrii	UKR - Ukraine
BRONZE	WANG Yu	CHN - P.R. China



Result Book

27th Summer Universiade in Kazan 2013



Athletics

Men's High Jump Qualification Round





Results Summary

Итоговые результаты

UNIVERSIADE RECORD	2.41m	PAKLIN Igor	KGZ	Kobe (JPN)	4 SEP 1985
--------------------	-------	-------------	-----	------------	------------

Rank	Bib	Name	Ctry code	Group	Position	Result
1	11	BOJIC Nikola	AUS	A	=1	2.20 q
1	790	MUDROV Sergey	RUS	A	=1	2.20 q
1	1041	PROTSENKO Andrii	UKR	B	=1	2.20 q =SB
1	578	RIVERA Edgar Alejandro	MEX	B	=1	2.20 q
1	444	TOBE Naoto	JPN	B	=1	2.20 q
1	838	UKHOV Ivan	RUS	B	=1	2.20 q
1	175	WANG Yu	CHN	A	=1	2.20 q
8	535	STANYS Raivydas	LTU	B	5	2.20 q
8	300	VIITA Jussi	FIN	A	4	2.20 q SB
10	670	THEINER Wojciech	POL	B	6	2.20 q
11	1055	BLAIR Montez	USA	B	=7	2.15 q
11	682	CASTRO Luis Joel	PUR	A	=5	2.15 q
11	243	SANCHO RUBIO Miguel Angel	ESP	A	=5	2.15 q
11	891	TODOSIJEVIC Milos	SRB	B	=7	2.15 q
15	981	BIRINCI Serhat	TUR	A	=7	2.15
15	112	LOVETT Django	CAN	A	=7	2.15
17	558	RANDHAWA Nauraj Singh	MAS	B	=9	2.15 =PB
17	702	TUFA Alexandru Nicolae	ROU	B	=9	2.15
19	98	ECKERT Jeremy Douglas	CAN	B	11	2.15
20	459	BODNAR Anton	KAZ	A	=9	2.10
20	492	YUN Seunghyun	KOR	A	=9	2.10
22	938	THORVALDSSON Jakob	SWE	B	12	2.10 SB
23	628	NILSEN Ivan Kristoffer	NOR	A	11	2.10
24	362	BALASUBRAMANYA Chethan	IND	B	13	2.05
24	1049	ZAMAN Ile Faisal	UAE	A	12	2.05
26	249	KALVET Indrek	EST	A	=13	2.05
26	529	RAUDYS Ernestas	LTU	A	=13	2.05
28	223	JEPPESSEN Andreas	DEN	B	14	2.05 =PB
29	63	AABOBE Tshwanelo	BOT	A	15	1.95
30	595	KWENANI Jethro Muhau	NAM	A	16	1.85
	896	ELALASINGAM Jeyaruban	SRI	B		NM
	864	BENDU Emmanuel	SLE	B		DNS
	1078	KATUKA Oscar	ZIM	B		DNS
	874	KOROMA Foday	SLE	A		DNS
	511	ZACESTS Martins	LAT	B		DNS

Qualification: Qualifying performance 2.23 (Q) or 12 best performers (q) advance to the Final

Legend	=PB <equal> Personal Best	=SB <equal> Season Best	DNS Did not Start	NM No Mark
	q Qualified by performance	SB Season Best		

Timing and Results provided by  TISSOT



Start list

Стартовый список

UNIVERSIADE RECORD	2.41m	PAKLIN Igor	KGZ	Kobe (JPN)	4 SEP 1985
--------------------	-------	-------------	-----	------------	------------

Order	Bib	Name	Ctry code	Date of Birth	PB	SB	1.85	1.95	2.05	2.10	2.15	2.20	2.23	Result	Rank
1	628	NILSEN Ivan Kristoffer	NOR	28 MAR 1989	2.21	2.13									
2	112	LOVETT Django	CAN	6 JUL 1992	2.18	2.16									
3	1049	ZAMAN Ile Faisal	UAE	2000											
4	790	MUDROV Sergey	RUS	8 SEP 1990	2.31	2.26									
5	300	VIITA Jussi	FIN	26 SEP 1985	2.23	2.18									
6	249	KALVET Indrek	EST	4 APR 1989	2.12										
7	243	SANCHO RUBIO Miguel Angel	ESP	24 APR 1990	2.26	2.25									
8	492	YUN Seunghyun	KOR	1 JUN 1994	2.20	2.19									
9	11	BOJIC Nikola	AUS	18 JAN 1992	2.22	2.22									
10	459	BODNAR Anton	KAZ	4 DEC 1992	2.21	2.21									
11	595	KWENANI Jethro Muhau	NAM	2 AUG 1991											
12	529	RAUDYS Ernestas	LTU	7 MAR 1992	2.12										
13	682	CASTRO Luis Joel	PUR	28 JAN 1991	2.25	2.24									
14	874	KOROMA Foday	SLE	22 JUN 1986											
15	63	AABOBE Tshwanelo	BOT	31 JAN 1991	2.10										
16	981	BIRINCI Serhat	TUR	13 MAY 1990	2.21	2.21									
17	175	WANG Yu	CHN	18 AUG 1991	2.33	2.33									

Qualification: Qualifying performance 2.23 or 12 best performers advance to the Final



Results

Результаты

UNIVERSIADE RECORD	2.41m	PAKLIN Igor	KGZ	Kobe (JPN)	4 SEP 1985
--------------------	-------	-------------	-----	------------	------------

Rank	Bib	Name	Ctry code	Date of Birth	1.85	1.95	2.05	2.10	2.15	2.20	Result
1	11	BOJIC Nikola	AUS	18 JAN 1992	-	-	o	o	o	o	2.20 q
1	790	MUDROV Sergey	RUS	8 SEP 1990	-	-	-	-	-	o	2.20 q
1	175	WANG Yu	CHN	18 AUG 1991	-	-	-	o	-	o	2.20 q
4	300	VIITA Jussi	FIN	26 SEP 1985	-	-	o	o	xo	o	2.20 q SB
5	682	CASTRO Luis Joel	PUR	28 JAN 1991	-	-	o	o	o	xxx	2.15 q
5	243	SANCHO RUBIO Miguel Angel	ESP	24 APR 1990	-	-	o	o	o	xxx	2.15 q
7	981	BIRINCI Serhat	TUR	13 MAY 1990	-	-	-	-	xo	xxx	2.15
7	112	LOVETT Django	CAN	6 JUL 1992	-	-	o	o	xo	xxx	2.15
9	459	BODNAR Anton	KAZ	4 DEC 1992	-	-	-	o	-	xxx	2.10
9	492	YUN Seunghyun	KOR	1 JUN 1994	-	-	o	o	xxx		2.10
11	628	NILSEN Ivan Kristoffer	NOR	28 MAR 1989	-	xo	xo	xxo	xxx		2.10
12	1049	ZAMAN Ile Faisal	UAE	2000	-	o	o	xxx			2.05
13	249	KALVET Indrek	EST	4 APR 1989	-	o	xo	xxx			2.05
13	529	RAUDYS Ernestas	LTU	7 MAR 1992	o	o	xo	xxx			2.05
15	63	AABOBE Tshwanelo	BOT	31 JAN 1991	-	o	xxx				1.95
16	595	KWENANI Jethro Muhau	NAM	2 AUG 1991	o	xxx					1.85
	874	KOROMA Foday	SLE	22 JUN 1986							DNS

Qualification: Qualifying performance 2.23 (Q) or 12 best performers (q) advance to the Final

Weather conditions

Temperature: 29 °C Humidity: 42 % Conditions: Partly cloudy

Legend

- Pass DNS Did not Start o Clearance q Qualified by performance
SB Season Best x Failure

Timing and Results provided by  TISSOT



Start list

Стартовый список

UNIVERSIADE RECORD	2.41m	PAKLIN Igor	KGZ	Kobe (JPN)	4 SEP 1985
--------------------	-------	-------------	-----	------------	------------

Order	Bib	Name	Ctry code	Date of Birth	PB	SB	1.85	1.95	2.05	2.10	2.15	2.20	2.23	Result	Rank
1	578	RIVERA Edgar Alejandro	MEX	13 FEB 1991	2.28	2.28									
2	670	THEINER Wojciech	POL	25 JUN 1986	2.30	2.26									
3	891	TODOSIJEVIC Milos	SRB	8 MAR 1986	2.18	2.18									
4	98	ECKERT Jeremy Douglas	CAN	12 NOV 1990	2.19	2.19									
5	223	JEPPESEN Andreas	DEN	6 MAY 1988	2.05	2.05									
6	1055	BLAIR Montez	USA	23 OCT 1990											
7	864	BENDU Emmanuel	SLE	25 DEC 1995											
8	702	TUFA Alexandru Nicolae	ROU	28 MAY 1989	2.23	2.22									
9	444	TOBE Naoto	JPN	31 MAR 1992	2.25	2.25									
10	938	THORVALDSSON Jakob	SWE	6 FEB 1988	2.19	2.07									
11	558	RANDHAWA Nauraj Singh	MAS	27 JAN 1992	2.15	2.15									
12	1078	KATUKA Oscar	ZIM	18 NOV 1992											
13	362	BALASUBRAMANYA Chethan	IND	18 AUG 1992											
14	896	ELALASINGAM Jeyaruban	SRI	7 APR 1988											
15	511	ZACESTS Martins	LAT	16 AUG 1990											
16	1041	PROTSENKO Andrii	UKR	20 MAY 1988	2.31	2.20									
17	838	UKHOV Ivan	RUS	29 MAR 1986	2.39	2.21									
18	535	STANYS Raivydas	LTU	3 FEB 1987	2.31	2.25									

Qualification: Qualifying performance 2.23 or 12 best performers advance to the Final



Results

Результаты

UNIVERSIADE RECORD	2.41m	PAKLIN Igor	KGZ	Kobe (JPN)	4 SEP 1985
--------------------	-------	-------------	-----	------------	------------

Rank	Bib	Name	Ctry code	Date of Birth	1.85	1.95	2.05	2.10	2.15	2.20	Result
1	1041	PROTSENKO Andrii	UKR	20 MAY 1988	-	-	o	o	o	o	2.20 q =SB
1	578	RIVERA Edgar Alejandro	MEX	13 FEB 1991	-	-	-	o	o	o	2.20 q
1	444	TOBE Naoto	JPN	31 MAR 1992	-	-	-	o	o	o	2.20 q
1	838	UKHOV Ivan	RUS	29 MAR 1986	-	-	-	o	o	o	2.20 q
5	535	STANYS Raivydas	LTU	3 FEB 1987	-	-	o	xo	o	o	2.20 q
6	670	THEINER Wojciech	POL	25 JUN 1986	-	-	xo	o	o	xo	2.20 q
7	1055	BLAIR Montez	USA	23 OCT 1990	-	-	-	o	o	xxx	2.15 q
7	891	TODOSIJEVIC Milos	SRB	8 MAR 1986	-	o	o	o	o	xxx	2.15 q
9	558	RANDHAWA Nauraj Singh	MAS	27 JAN 1992	-	o	o	o	xxo	xxx	2.15 =PB
9	702	TUFA Alexandru Nicolae	ROU	28 MAY 1989	-	-	o	o	xxo	xxx	2.15
11	98	ECKERT Jeremy Douglas	CAN	12 NOV 1990	-	o	xxo	o	xxo	xxx	2.15
12	938	THORVALDSSON Jakob	SWE	6 FEB 1988	-	-	o	xxo	xxx		2.10 SB
13	362	BALASUBRAMANYA Chethan	IND	18 AUG 1992	-	o	o	xxx			2.05
14	223	JEPPESEN Andreas	DEN	6 MAY 1988	o	o	xxo	xxx			2.05 =PB
	896	ELALASINGAM Jeyaruban	SRI	7 APR 1988	xxx						NM
	864	BENDU Emmanuel	SLE	25 DEC 1995							DNS
	1078	KATUKA Oscar	ZIM	18 NOV 1992							DNS
	511	ZACESTS Martins	LAT	16 AUG 1990							DNS


Qualification: Qualifying performance 2.23 (Q) or 12 best performers (q) advance to the Final

Weather conditions

Temperature: 29 °C Humidity: 42 % Conditions: Partly cloudy

Legend

- Pass =PB <equal> Personal Best =SB <equal> Season Best DNS Did not Start
 NM No Mark o Clearance q Qualified by performance SB Season Best
 x Failure

Timing and Results provided by  TISSOT



Result Book

27th Summer Universiade in Kazan 2013



Athletics

Men's High Jump Final





Start list

Стартовый список

REVISED
8 JUL 22:47

UNIVERSIADE RECORD	2.41m	PAKLIN Igor	KGZ	Kobe (JPN)	4 SEP 1985
--------------------	-------	-------------	-----	------------	------------

Order	Bib	Name	Ctry code	Date of Birth	PB	SB	2.05	2.10	2.15	2.20	2.25	2.28	2.31	Result	Rank
1	444	TOBE Naoto	JPN	31 MAR 1992	2.25	2.25									
2	535	STANYS Raivydas	LTU	3 FEB 1987	2.31	2.25									
3	682	CASTRO Luis Joel	PUR	28 JAN 1991	2.25	2.24									
4	790	MUDROV Sergey	RUS	8 SEP 1990	2.31	2.26									
5	670	THEINER Wojciech	POL	25 JUN 1986	2.30	2.26									
6	11	BOJIC Nikola	AUS	18 JAN 1992	2.22	2.22									
7	300	VIITA Jussi	FIN	26 SEP 1985	2.23	2.20									
8	175	WANG Yu	CHN	18 AUG 1991	2.33	2.33									
9	1055	BLAIR Montez	USA	23 OCT 1990											
10	1041	PROTSENKO Andrii	UKR	20 MAY 1988	2.31	2.20									
11	838	UKHOV Ivan	RUS	29 MAR 1986	2.39	2.21									
12	578	RIVERA Edgar Alejandro	MEX	13 FEB 1991	2.28	2.28									
13	891	TODOSIJEVIC Milos	SRB	8 MAR 1986	2.18	2.18									
14	243	SANCHO RUBIO Miguel Angel	ESP	24 APR 1990	2.26	2.25									

Note:
Height table changed.

Timing and Results provided by  **TISSOT**



Results

Результаты

UNIVERSIADE RECORD	2.41m	PAKLIN Igor	KGZ	Kobe (JPN)	4 SEP 1985
--------------------	-------	-------------	-----	------------	------------


Rank	Bib	Name	Ctry code	Date of Birth	2.05	2.10	2.15	2.20	2.25	2.28	2.31	Result
					2.34							
1	790	MUDROV Sergey	RUS	8 SEP 1990	-	-	o	xo	o	xxo	o	2.31 =PB
2	1041	PROTSENKO Andrii	UKR	20 MAY 1988	xxx	-	o	xo	o	xo	xxo	2.31 =PB
3	175	WANG Yu	CHN	18 AUG 1991	xxx	-	o	o	o	xo	o	2.28
4	11	BOJIC Nikola	AUS	18 JAN 1992	-	o	o	xo	xxo	o	xxx	2.28 PB
5	838	UKHOV Ivan	RUS	29 MAR 1986	-	-	o	o	o	xo	xxx	2.28 SB
6	670	THEINER Wojciech	POL	25 JUN 1986	-	o	o	o	xxo	x-	xx	2.25
7	535	STANYS Raivydas	LTU	3 FEB 1987	-	o	o	o	xxx			2.20
8	300	VIITA Jussi	FIN	26 SEP 1985	-	o	o	xo	xxx			2.20 =SB
9	444	TOBE Naoto	JPN	31 MAR 1992	-	o	o	xxo	xxx			2.20
10	578	RIVERA Edgar Alejandro	MEX	13 FEB 1991	-	o	xo	xxx				2.15
11	682	CASTRO Luis Joel	PUR	28 JAN 1991	o	o	xxo	xxx				2.15
11	243	SANCHO RUBIO Miguel Angel	ESP	24 APR 1990	o	o	xxo	xxx				2.15
13	891	TODOSIJEVIC Milos	SRB	8 MAR 1986	o	o	xxx					2.10
14	1055	BLAIR Montez	USA	23 OCT 1990	-	xo	xxx					2.10

Weather conditions

Temperature: 21 °C Humidity: 85 % Conditions: Mostly cloudy

Legend

- Pass =PB <equal> Personal Best =SB <equal> Season Best o Clearance
PB Personal Best SB Season Best x Failure

Timing and Results provided by  TISSOT



Result Book

27th Summer Universiade in Kazan 2013



Athletics

Men's Pole Vault





Medallists

Медалисты

As of THU 11 JUL 2013

Medal	Name	Ctry
GOLD	KENDRICKS Gavin	USA - United States of America
SILVER	YAMAMOTO Seito	JPN - Japan
BRONZE	FILIPPOV Nikita	KAZ - Kazakhstan



Result Book

27th Summer Universiade in Kazan 2013



Athletics

Men's Pole Vault Final





Start list

Стартовый список

UNIVERSIADE RECORD	5.80m	BAGYULA István	HUN	Sheffield (GBR)	21 JUL 1991
UNIVERSIADE RECORD	5.80m	AVERBUKH Alex	ISR	Beijing (CHN)	30 AUG 2001
UNIVERSIADE RECORD	5.80m	OTTO Björn	GER	Izmir (TUR)	18 AUG 2005

Order	Bib	Name	Ctry code	Date of Birth	PB	SB	4.85	5.00	5.15	5.30	5.40	5.50	5.60	Result	Rank
							5.65	5.70							
1	1059	KENDRICKS Gavin	USA	7 SEP 1992											
2	758	GRIPICH Alexandr	RUS	21 SEP 1986	5.75	5.60									
3	463	FILIPPOV Nikita	KAZ	7 OCT 1991	5.60	5.60									
4	487	HAN Duhyeon	KOR	28 JUL 1994	5.30	5.30									
5	37	KILBERTUS Paul	AUT	5 JUN 1990	5.30	5.14									
6	493	ARENTS Mareks	LAT	6 JUN 1986	5.60	5.50									
7	450	YAMAMOTO Seito	JPN	11 MAR 1992	5.74	5.74									
8	748	BURYA Artem	RUS	11 APR 1986	5.60	5.60									
9	1068	WOEPSE Michael	USA	29 MAY 1991	5.55	5.50									
10	315	GRUBER Hendrik	GER	28 SEP 1986	5.70	5.63									
11	86	BARBER Shawnacy Campbell	CAN	27 MAY 1994	5.71	5.71									



Results

Результаты

UNIVERSIADE RECORD	5.80m	BAGYULA István	HUN	Sheffield (GBR)	21 JUL 1991
UNIVERSIADE RECORD	5.80m	AVERBUKH Alex	ISR	Beijing (CHN)	30 AUG 2001
UNIVERSIADE RECORD	5.80m	OTTO Björn	GER	Izmir (TUR)	18 AUG 2005


Rank	Bib	Name	Ctry code	Date of Birth	4.85	5.00	5.15	5.30	5.40	5.50	5.60	Result
					5.65	5.70						
1	1059	KENDRICKS Gavin	USA	7 SEP 1992	-	o	o	o	o	o	o	5.60
					-	xxx						
2	450	YAMAMOTO Seito	JPN	11 MAR 1992	-	-	-	o	-	o	xxo	5.60
					-	xxx						
3	463	FILIPPOV Nikita	KAZ	7 OCT 1991	-	-	-	xo	-	xxo	xxx	5.50
4	315	GRUBER Hendrik	GER	28 SEP 1986	-	-	xo	-	xo	xxo	xxx	5.50
5	758	GRIPICH Alexandr	RUS	21 SEP 1986	-	-	o	o	o	xxx		5.40
6	487	HAN Duhyeon	KOR	28 JUL 1994	-	-	xo	xo	o	xxx		5.40 PB
7	748	BURYA Artem	RUS	11 APR 1986	-	-	-	o	xo	xxx		5.40
8	493	ARENTS Mareks	LAT	6 JUN 1986	-	o	o	o	xxx			5.30
9	1068	WOEPSE Michael	USA	29 MAY 1991	-	xo	xxo	o	xxx			5.30
10	37	KILBERTUS Paul	AUT	5 JUN 1990	-	xo	o	xxx				5.15 SB
11	86	BARBER Shawnacy Campbell	CAN	27 MAY 1994	-	-	xo	xxx				5.15

Weather conditions

Temperature: 26 °C Humidity: 47 % Conditions: Partly cloudy

Legend

- Pass o Clearance PB Personal Best SB Season Best
x Failure

Timing and Results provided by  TISSOT



Result Book

27th Summer Universiade in Kazan 2013



Athletics

Men's 20km Walk





Medallists

Медалисты

As of DI 9 JUL 2013

Medal	Name	Ctry
GOLD	KRIVOV Andrey	RUS - Russian Federation
SILVER	DMYTRENKO Ruslan	UKR - Ukraine
BRONZE	STRELKOV Denis	RUS - Russian Federation



Medallists - Team

Медалисты - Команды

As of DI 9 JUL 2013

Medal	Ctry	Name
GOLD	RUS - Russian Federation	KRIVOV Andrey STRELKOV Denis RUZAVIN Andrey KULAGOV Konstantin FILIPCHUK Valery
SILVER	UKR - Ukraine	DMYTRENKO Ruslan GLAVAN Igor LOSEV Ivan KOVALENKO Nazar
BRONZE	CAN - Canada	GOMEZ-GOROZTIETA Inaki THORNE Benjamin Gary DUNFEE Evan Forsyth



Result Book

27th Summer Universiade in Kazan 2013



Athletics

Men's 20km Walk Final






Start list

Стартовый список

UNIVERSIADE RECORD	1:20:52	Sergey BAKULIN	RUS	Belgrad (SRB)	2009
--------------------	---------	----------------	-----	---------------	------

Bib	Name	Ctry code	Date of Birth	PB	SB	Result	Rank
59	LIAKHOVICH Aliaksandr	BLR	4 JUL 1989	1:22:55	1:26:53		
97	DUNFEE Evan Forsyth	CAN	28 SEP 1990	1:23:45	1:25:43		
101	GOMEZ-GOROZTIETA Inaki	CAN	16 JAN 1988	1:20:58	1:24:18		
132	THORNE Benjamin Gary	CAN	19 MAR 1993	1:31:26			
158	BIAN Tongda	CHN	1 APR 1991	1:19:34	1:19:34		
165	LI Tianlei	CHN	13 JAN 1995	1:21:01	1:21:28		
166	LIU Jianmin	CHN	9 MAR 1988	1:19:34	1:19:34		
181	ZHAO Ziyang	CHN	29 JUL 1991	1:22:58	1:22:58		
228	ARTEAGA Mauricio	ECU	8 AUG 1988	1:21:56	1:26:13		
314	GLOGER Nils Christopher	GER	1 JAN 1990	1:24:01	1:24:01		
408	MACCHIA Riccardo	ITA	27 MAR 1990	1:25:27	1:25:27		
443	TAKAHASHI Eiki	JPN	19 NOV 1992	1:20:25	1:20:25		
486	CHOE Byeong Kwang	KOR	7 APR 1991	1:21:52	1:21:52		
524	GAIDAMAVICIUS Tomas	LTU	7 NOV 1987	1:29:06	1:29:06		
530	REKST Ricard	LTU	10 OCT 1987	1:27:48	1:30:45		
574	PALMA OLIVARES Ever	MEX	18 MAR 1992	1:21:02	1:22:02		
575	PALMA OLIVARES Isaac	MEX	26 OCT 1990	1:21:13	1:21:13		
727	SNYMAN Wayne	RSA	8 MAR 1985	1:26:08	1:26:19		
754	FILIPCHUK Valery	RUS	30 JUN 1991	1:21:46	1:23:23		
778	KRIVOV Andrey	RUS	14 NOV 1985	1:18:25	1:25:04		
780	KULAGOV Konstantin	RUS	14 OCT 1991	1:24:28	1:24:28		
808	RUZAVIN Andrey	RUS	28 MAR 1986	1:17:47	1:19:06		
828	STRELKOV Denis	RUS	26 OCT 1990	1:19:53	1:19:53		
933	KARLSTROM Perseus	SWE	2 MAY 1990	1:23:43			
939	VERA IBANEZ Anatole	SWE	14 NOV 1985	1:22:36	1:24:35		
1029	DMYTRENKO Ruslan	UKR	22 MAR 1986	1:20:17	1:20:38		
1030	GLAVAN Igor	UKR	25 SEP 1990	1:25:58			
1032	KOVALENKO Nazar	UKR	9 FEB 1989	1:19:55	1:21:10		
1034	LOSEV Ivan	UKR	26 JAN 1986	1:20:48	1:21:55		

Legend	
PB	Personal Best
SB	Season Best

Timing and Results provided by  **TISSOT**



Results

Результаты

UNIVERSIADE RECORD	1:20:52	Sergey BAKULIN	RUS	Belgrad (SRB)	2009
--------------------	---------	----------------	-----	---------------	------

Rank	Bib	Name	Ctry code	Date of Birth	Result	Time Behind	W
1	778	KRIVOV Andrey	RUS	14 NOV 1985	1:20:47		UR
2	1029	DMYTRENKO Ruslan	UKR	22 MAR 1986	1:20:54	0:07	
3	828	STRELKOV Denis	RUS	26 OCT 1990	1:21:32	0:45	~~
4	808	RUZAVIN Andrey	RUS	28 MAR 1986	1:22:12	1:25	
5	101	GOMEZ-GOROZTIETA Inaki	CAN	16 JAN 1988	1:22:29	1:42	SB
6	1030	GLAVAN Igor	UKR	25 SEP 1990	1:22:32	1:45	PB
7	575	PALMA OLIVARES Isaac	MEX	26 OCT 1990	1:24:14	3:27	~~
8	1034	LOSEV Ivan	UKR	26 JAN 1986	1:24:43	3:56	
9	443	TAKAHASHI Eiki	JPN	19 NOV 1992	1:25:19	4:32	
10	1032	KOVALENKO Nazar	UKR	9 FEB 1989	1:25:32	4:45	
11	939	VERA IBANEZ Anatole	SWE	14 NOV 1985	1:25:39	4:52	
12	228	ARTEAGA Mauricio	ECU	8 AUG 1988	1:25:59	5:12	SB
13	166	LIU Jianmin	CHN	9 MAR 1988	1:26:44	5:57	
14	780	KULAGOV Konstantin	RUS	14 OCT 1991	1:26:56	6:09	~
15	314	GLOGER Nils Christopher	GER	1 JAN 1990	1:26:57	6:10	
16	132	THORNE Benjamin Gary	CAN	19 MAR 1993	1:26:59	6:12	>> PB
17	408	MACCHIA Riccardo	ITA	27 MAR 1990	1:28:16	7:29	
18	158	BIAN Tongda	CHN	1 APR 1991	1:28:56	8:09	
19	754	FILIPCHUK Valery	RUS	30 JUN 1991	1:29:39	8:52	>
20	933	KARLSTROM Perseus	SWE	2 MAY 1990	1:30:19	9:32	>>
21	97	DUNFEE Evan Forsyth	CAN	28 SEP 1990	1:31:07	10:20	>~
22	574	PALMA OLIVARES Ever	MEX	18 MAR 1992	1:31:13	10:26	~
23	181	ZHAO Ziyang	CHN	29 JUL 1991	1:31:45	10:58	>>
24	530	REKST Ricard	LTU	10 OCT 1987	1:32:45	11:58	
25	165	LI Tianlei	CHN	13 JAN 1995	1:34:57	14:10	
	727	SNYMAN Wayne	RSA	8 MAR 1985	DNF		
	486	CHOE Byeong Kwang	KOR	7 APR 1991	DQ		~>>
	524	GAIDAMAVICIUS Tomas	LTU	7 NOV 1987	DQ		>>>
	59	LIAKHOVICH Aliaksandr	BLR	4 JUL 1989	DQ		>>>

Intermediate times:	2km	7:55	808	RUZAVIN Andrey (RUS)
	4km	15:50	808	RUZAVIN Andrey (RUS)
	6km	23:44	808	RUZAVIN Andrey (RUS)
	8km	31:40	808	RUZAVIN Andrey (RUS)
	10km	39:43	808	RUZAVIN Andrey (RUS)
	12km	47:48	808	RUZAVIN Andrey (RUS)
	14km	55:59	808	RUZAVIN Andrey (RUS)
	16km	1:04:21	808	RUZAVIN Andrey (RUS)
	18km	1:12:49	778	KRIVOV Andrey (RUS)



Results

Результаты

Final Results

Rank	Team	Points
1	Russian Federation	4:04:31
2	Ukraine	4:08:09
3	Canada	4:20:35
4	P.R. China	4:27:25

Legend

> Bent knee
SB Season Best

DNF Did not Finish
UR Universiade Record

DQ Disqualified
W Warning

PB Personal Best
~ Loss of contact

Timing and Results provided by  **TISSOT**



Detailed Results

Результаты

UNIVERSIADE RECORD	1:20:47 KRIVOV Andrey	RUS	9 JUL 2013
--------------------	-----------------------	-----	------------

Rank	Bib	Name	Ctry code	Date of Birth	Result									Time Behind	W
					2km	4km	6km	8km	10km	12km	14km	16km	18km		
1	778	KRIVOV Andrey	RUS	14 NOV 1985	1:20:47										UR
					8:18 (4)	16:31 (2)	24:33 (2)	32:42 (2)	40:44 (2)	48:51 (2)	56:55 (2)	1:04:54 (2)	1:12:49 (1)		7:58
						8:13	8:02	8:09	8:02	8:07	8:04	7:59	7:55		
2	1029	DMYTRENKO Ruslan	UKR	22 MAR 1986	1:20:54									0:07	
					8:18 (5)	16:32 (4)	24:40 (5)	32:47 (3)	40:53 (3)	48:56 (3)	56:55 (3)	1:04:54 (3)	1:12:52 (2)		8:02
						8:14	8:08	8:07	8:06	8:03	7:59	7:59	7:58		
3	828	STRELKOV Denis	RUS	26 OCT 1990	1:21:32									0:45	~~
					8:20 (13)	16:32 (5)	24:39 (4)	32:47 (4)	40:53 (4)	49:00 (4)	57:10 (4)	1:05:10 (4)	1:13:14 (4)		8:18
						8:12	8:07	8:08	8:06	8:07	8:10	8:00	8:04		
4	808	RUZAVIN Andrey	RUS	28 MAR 1986	1:22:12									1:25	
					7:55 (1)	15:50 (1)	23:44 (1)	31:40 (1)	39:43 (1)	47:48 (1)	55:59 (1)	1:04:21 (1)	1:13:03 (3)		9:09
						7:55	7:54	7:56	8:03	8:05	8:11	8:22	8:42		
5	101	GOMEZ-GOROZTIETA Inaki	CAN	16 JAN 1988	1:22:29									1:42	SB
					8:18 (2)	16:33 (6)	24:40 (6)	32:48 (5)	41:02 (5)	49:21 (5)	57:35 (5)	1:05:57 (5)	1:14:25 (5)		8:04
						8:15	8:07	8:08	8:14	8:19	8:14	8:22	8:28		
6	1030	GLAVAN Igor	UKR	25 SEP 1990	1:22:32									1:45	PB
					8:20 (16)	16:35 (13)	24:48 (11)	33:05 (10)	41:20 (8)	49:32 (8)	57:46 (6)	1:06:09 (6)	1:14:26 (6)		8:06
						8:15	8:13	8:17	8:15	8:12	8:14	8:23	8:17		
7	575	PALMA OLIVARES Isaac	MEX	26 OCT 1990	1:24:14									3:27	~~
					8:19 (6)	16:33 (7)	24:40 (7)	32:48 (6)	41:02 (6)	49:22 (6)	57:49 (7)	1:06:38 (7)	1:15:28 (7)		8:46
						8:14	8:07	8:08	8:14	8:20	8:27	8:49	8:50		
8	1034	LOSEV Ivan	UKR	26 JAN 1986	1:24:43									3:56	
					8:20 (15)	16:36 (17)	24:48 (12)	33:05 (11)	41:20 (9)	49:42 (9)	58:11 (8)	1:06:46 (8)	1:15:35 (8)		9:08
						8:16	8:12	8:17	8:15	8:22	8:29	8:35	8:49		
9	443	TAKAHASHI Eiki	JPN	19 NOV 1992	1:25:19									4:32	
					8:20 (12)	16:33 (11)	24:41 (8)	32:58 (8)	41:22 (11)	49:55 (10)	58:37 (10)	1:07:22 (10)	1:16:21 (10)		8:58
						8:13	8:08	8:17	8:24	8:33	8:42	8:45	8:59		
10	1032	KOVALENKO Nazar	UKR	9 FEB 1989	1:25:32									4:45	
					8:18 (3)	16:32 (3)	24:39 (3)	32:49 (7)	41:07 (7)	49:32 (7)	58:13 (9)	1:07:08 (9)	1:16:21 (9)		9:11
						8:14	8:07	8:10	8:18	8:25	8:41	8:55	9:13		
11	939	VERA IBANEZ Anatole	SWE	14 NOV 1985	1:25:39									4:52	
					8:29 (20)	16:57 (21)	25:30 (21)	34:13 (21)	42:59 (20)	51:42 (19)	1:00:16 (17)	1:08:39 (14)	1:17:11 (12)		8:28
						8:28	8:33	8:43	8:46	8:43	8:34	8:23	8:32		
12	228	ARTEAGA Mauricio	ECU	8 AUG 1988	1:25:59									5:12	SB
					8:21 (19)	16:36 (16)	24:58 (17)	33:21 (13)	41:59 (13)	50:39 (12)	59:26 (12)	1:08:06 (11)	1:17:08 (11)		8:51
						8:15	8:22	8:23	8:38	8:40	8:47	8:40	9:02		
13	166	LIU Jianmin	CHN	9 MAR 1988	1:26:44									5:57	
					8:50 (24)	17:24 (24)	25:56 (23)	34:24 (23)	42:52 (19)	51:28 (18)	1:00:13 (16)	1:09:05 (16)	1:18:00 (15)		8:44
						8:34	8:32	8:28	8:28	8:36	8:45	8:52	8:55		
14	780	KULAGOV Konstantin	RUS	14 OCT 1991	1:26:56									6:09	~
					8:20 (11)	16:34 (12)	24:53 (16)	33:26 (15)	42:11 (14)	51:01 (16)	59:49 (14)	1:08:50 (15)	1:18:00 (16)		8:56
						8:14	8:19	8:33	8:45	8:50	8:48	9:01	9:10		
15	314	GLOGER Nils Christopher	GER	1 JAN 1990	1:26:57									6:10	
					8:29 (21)	16:57 (20)	25:27 (20)	33:53 (18)	42:24 (16)	51:01 (15)	59:41 (13)	1:08:39 (13)	1:17:47 (14)		9:10
						8:28	8:30	8:26	8:31	8:37	8:40	8:58	9:08		
16	132	THORNE Benjamin Gary	CAN	19 MAR 1993	1:26:59									6:12	>> PB
					8:20 (14)	16:35 (14)	24:43 (10)	33:01 (9)	41:22 (10)	50:01 (11)	59:14 (11)	1:08:29 (12)	1:17:41 (13)		9:18
						8:15	8:08	8:18	8:21	8:39	9:13	9:15	9:12		
17	408	MACCHIA Riccardo	ITA	27 MAR 1990	1:28:16									7:29	
					8:21 (18)	16:45 (18)	25:18 (18)	33:54 (19)	42:33 (17)	51:25 (17)	1:00:29 (18)	1:09:39 (17)	1:18:59 (17)		9:17
						8:24	8:33	8:36	8:39	8:52	9:04	9:10	9:20		
18	158	BIAN Tongda	CHN	1 APR 1991	1:28:56									8:09	
					8:50 (25)	17:25 (25)	25:57 (24)	34:35 (24)	43:19 (22)	52:09 (21)	1:01:01 (20)	1:10:04 (18)	1:19:16 (18)		9:40
						8:35	8:32	8:38	8:44	8:50	8:52	9:03	9:12		

Timing and Results provided by TISSOT



Detailed Results

Результаты

Rank	Bib	Name	Ctry code	Date of Birth	Result	Time Behind	W													
								2km	4km	6km	8km	10km	12km	14km	16km	18km				
19	754	FILIPCHUK Valery	RUS	30 JUN 1991	1:29:39	8:52	>													
								8:19 (7)	16:33 (8)	24:50 (15)	33:35 (16)	42:37 (18)	51:50 (20)	1:01:03 (21)	1:10:37 (19)	1:20:17 (19)				9:22
20	933	KARLSTROM Perseus	SWE	2 MAY 1990	1:30:19	9:32	>>													
								8:30 (22)	16:58 (22)	25:32 (22)	34:16 (22)	43:20 (23)	52:34 (22)	1:02:09 (22)	1:11:56 (21)	1:21:11 (21)				9:08
21	97	DUNFEE Evan Forsyth	CAN	28 SEP 1990	1:31:07	10:20	~>													
								8:19 (10)	16:36 (15)	24:50 (13)	33:06 (12)	41:36 (12)	50:57 (14)	1:00:38 (19)	1:10:39 (20)	1:20:48 (20)				10:19
22	574	PALMA OLIVARES Ever	MEX	18 MAR 1992	1:31:13	10:26	~													
								8:19 (9)	16:33 (10)	24:42 (9)	33:51 (17)	43:35 (24)	53:02 (24)	1:03:19 (24)	1:12:33 (22)	1:22:01 (22)				9:12
23	181	ZHAO Ziyang	CHN	29 JUL 1991	1:31:45	10:58	>>													
								8:51 (26)	17:39 (26)	26:40 (26)	35:46 (25)	45:05 (25)	54:23 (25)	1:03:43 (25)	1:13:03 (23)	1:22:24 (23)				9:21
24	530	REKST Ricard	LTU	10 OCT 1987	1:32:45	11:58														
								8:54 (27)	17:59 (27)	27:03 (27)	36:09 (26)	45:17 (26)	54:24 (26)	1:03:46 (26)	1:13:17 (24)	1:23:04 (24)				9:41
25	165	LI Tianlei	CHN	13 JAN 1995	1:34:57	14:10														
								8:54 (28)	18:08 (29)	28:00 (29)	37:05 (27)	46:23 (27)	55:25 (27)	1:04:56 (25)	1:14:46 (25)	1:24:50 (25)				10:07
727		SNYMAN Wayne	RSA	8 MAR 1985	DNF															
								8:37 (23)	17:24 (23)	26:34 (25)										
486		CHOE Byeong Kwang	KOR	7 APR 1991	DQ		~>>													
								8:19 (8)	16:33 (9)	24:50 (14)	33:22 (14)	42:15 (15)	50:54 (13)	1:00:02 (15)						
524		GAIDAMAVICIUS Tomas	LTU	7 NOV 1987	DQ		>>>													
								9:00 (29)	18:08 (28)	27:23 (28)										
59		LIAKHOVICH Aliaksandr	BLR	4 JUL 1989	DQ		>>>													
								8:21 (17)	16:47 (19)	25:19 (19)	33:56 (20)	43:09 (21)	52:41 (23)	1:02:35 (23)						
									8:26	8:32	8:37	9:13	9:32	9:54						

Weather conditions	Temperature	Humidity	Conditions
Start of race:	21°C	88%	Partly cloudy
End of race:	21°C	88%	Cloudy

Legend			
>	Bent knee	DNF	Did not Finish
SB	Season Best	UR	Universiade Record
		DQ	Disqualified
		W	Warning
		PB	Personal Best
		~	Loss of contact



Result Book

27th Summer Universiade in Kazan 2013



Athletics

Men's Half Marathon





Medallists

Медалисты

As of FRI 12 JUL 2013

Medal	Name	Ctry
GOLD	MZAZI Sibabalwe Gladwin	RSA - South Africa
SILVER	MOKOKA Stephen	RSA - South Africa
BRONZE	NAKAMURA Shogo	JPN - Japan



Result Book

27th Summer Universiade in Kazan 2013



Athletics

Men's Half Marathon Final






Start List

Стартовый список

UNIVERSIADE RECORD	1:03:19	Marlison G. SANTOS	BRA	Sicily (ITA)	1997
---------------------------	----------------	---------------------------	-----	--------------	------

Order	Bib	Name	Ctry code	Date of Birth	PB	SB
1	485	CHO Yongwon	KOR	30 APR 1992	1:05:04	1:05:04
2	585	TSEVEENRAVDAN Byambajav	MGL	7 JUL 1990		
3	150	ESTRADA Daniel	CHI	27 FEB 1990	1:13:54	
4	1020	NJIA Benjamin	UGA	19 OCT 1989		
5	982	CAGLAYAN Mehmet	TUR	30 JUL 1985	1:03:35	1:11:54
6	164	LI Shaozhuang	CHN	2 DEC 1990		
7	715	MOKOKA Stephen	RSA	1 APR 1985	1:00:57	1:03:36
8	800	PISHCHALOV Evgeniy	RUS	23 FEB 1985	1:04:30	1:04:30
9	152	GUAJARDO Christopher	CHI	7 APR 1988	1:07:28	1:07:28
10	741	APLACHKIN Artem	RUS	1 SEP 1991		
11	568	DUARTE Jose Luis	MEX	19 MAY 1989	1:07:25	
12	809	RYBAKOV Anatoly	RUS	27 FEB 1985	1:02:54	
13	170	REN Longyun	CHN	12 OCT 1987	1:06:12	
14	749	CHECHUN Iurii	RUS	5 JUL 1986	1:05:17	
15	393	MOOGAS Tasama	ISR	2 FEB 1988		
16	478	KIPROTICH Amos	KEN	22 SEP 1989		
17	717	MZAZI Sibabalwe Gladwin	RSA	28 AUG 1988	1:01:38	1:03:59
18	423	EBINA Toshikatsu	JPN	24 JUN 1991	1:02:23	1:02:49
19	481	TERER Amon	KEN	6 APR 1992		
20	438	SHITARA Yuta	JPN	18 DEC 1991		
21	926	AHWALL Andreas	SWE	19 OCT 1989	1:07:21	1:07:21
22	1016	GIDADUI Herbert	UGA	30 JUN 1993		
23	985	GUNEN Vedat	TUR	15 AUG 1989		
24	490	KIM Seongha	KOR	14 JAN 1992		
25	449	YAMAGISHI Hiroki	JPN	6 SEP 1991	1:02:51	1:02:51
26	434	NAKAMURA Shogo	JPN	1 SEP 1992	1:02:41	1:02:41
27	1017	MAKWETA Allan	UGA	23 MAR 1990		
28	935	NILSSON David	SWE	16 APR 1987	1:07:46	1:07:46
29	468	KRASSILOV Mikhail	KAZ	5 MAR 1990	1:15:11	
30	426	HATTORI Shota	JPN	28 OCT 1991	1:03:57	
31	510	VISKERS Janis	LAT	30 MAR 1989	1:07:11	1:07:33
32	994	PAK Hasan	TUR	2 OCT 1989	1:05:08	1:05:08
33	212	HOMOLAC Jiri	CZE	25 FEB 1990	1:05:41	1:05:41
34	584	DAMBADARJAA Gantulga	MGL	3 FEB 1989		
35	980	BAYRAM Muzaffer	TUR	11 NOV 1990	1:09:40	1:09:40
36	617	NABARA BARMOU Oumarou	NIG	30 JUL 1985		
37	50	VAN STREELS Dieter	BEL	27 DEC 1990		
38	786	LEYMAN Andrey	RUS	13 APR 1987	1:05:25	
39	390	AMARE Girmaw	ISR	26 OCT 1987		
40	162	JIN Chao	CHN	19 MAR 1990		
41	732	ZAMKELE Xolisane	RSA	12 SEP 1986	1:05:37	1:05:37
42	219	PAVLISTA Vit	CZE	22 MAR 1985	1:05:35	1:05:35
43	907	BERNI Marcel	SUI	5 JUN 1988	1:06:54	1:06:54

Best Universiade Performers					
1:03:19	Marlison dos Santos	BRA	Catania	31 AUG 1997	
1:03:28	Wilson Busienei	UGA	Izmir	20 AUG 2005	
1:03:28	Takayuki Tagami	JPN	Izmir	20 AUG 2005	
1:03:30	Stephen Mayaka	KEN	Catania	31 AUG 1997	
1:03:31	Fadil Mohamed	MAR	Izmir	20 AUG 2005	
1:03:35	Kosaku Hoshina	JPN	Izmir	20 AUG 2005	
1:04:03	Solomon Wachira	KEN	Catania	31 AUG 1997	
1:04:06	Takayuki Nishida	JPN	Palma de Mallorca	11 JUL 1999	
1:04:12	Abdellah Bay	MAR	Daegu	30 AUG 2003	
1:04:16	Zhao Ran	CHN	Beograd	11 JUL 2009	

Timing and Results provided by  **TISSOT**



Results

Результаты


UNIVERSIADE RECORD	1:03:19	Marlison G. SANTOS	BRA	Sicily (ITA)	1997
--------------------	---------	--------------------	-----	--------------	------

Rank	Bib	Name	Ctry code	Date of Birth	Result	Time Behind
1	717	MZAZI Sibabalwe Gladwin	RSA	28 AUG 1988	1:03:37	SB
2	715	MOKOKA Stephen	RSA	1 APR 1985	1:03:37	
3	434	NAKAMURA Shogo	JPN	1 SEP 1992	1:04:21	0:44
4	449	YAMAGISHI Hiroki	JPN	6 SEP 1991	1:04:41	1:04
5	426	HATTORI Shota	JPN	28 OCT 1991	1:05:00	1:23
6	786	LEYMAN Andrey	RUS	13 APR 1987	1:05:08	1:31 PB
7	732	ZAMKELE Xolisane	RSA	12 SEP 1986	1:05:38	2:01
8	423	EBINA Toshikatsu	JPN	24 JUN 1991	1:05:39	2:02
9	809	RYBAKOV Anatoly	RUS	27 FEB 1985	1:05:41	2:04
10	741	APLACHKIN Artem	RUS	1 SEP 1991	1:05:49	2:12
11	393	MOOGAS Tasama	ISR	2 FEB 1988	1:05:50	2:13
12	749	CHECHUN Iurii	RUS	5 JUL 1986	1:06:09	2:32
13	994	PAK Hasan	TUR	2 OCT 1989	1:06:15	2:38
14	800	PISHCHALOV Evgeniy	RUS	23 FEB 1985	1:06:36	2:59
15	510	VISKERS Janis	LAT	30 MAR 1989	1:07:09	3:32 PB
16	152	GUAJARDO Cristopher	CHI	7 APR 1988	1:07:44	4:07
17	490	KIM Seongha	KOR	14 JAN 1992	1:08:14	4:37
18	162	JIN Chao	CHN	19 MAR 1990	1:08:17	4:40
19	980	BAYRAM Muzaffer	TUR	11 NOV 1990	1:08:24	4:47 PB
20	438	SHITARA Yuta	JPN	18 DEC 1991	1:08:25	4:48
21	390	AMARE Girmaw	ISR	26 OCT 1987	1:08:38	5:01
22	212	HOMOLAC Jiri	CZE	25 FEB 1990	1:08:41	5:04
23	985	GUNEN Vedat	TUR	15 AUG 1989	1:08:42	5:05
24	170	REN Longyun	CHN	12 OCT 1987	1:08:43	5:06
25	150	ESTRADA Daniel	CHI	27 FEB 1990	1:08:52	5:15 PB
26	935	NILSSON David	SWE	16 APR 1987	1:08:58	5:21
27	982	CAGLAYAN Mehmet	TUR	30 JUL 1985	1:09:30	5:53 SB
28	468	KRASSILOV Mikhail	KAZ	5 MAR 1990	1:09:56	6:19 PB
29	584	DAMBADARJAA Gantulga	MGL	3 FEB 1989	1:09:56	6:19
30	481	TERER Amon	KEN	6 APR 1992	1:10:16	6:39
31	1016	GIDADUI Herbert	UGA	30 JUN 1993	1:10:30	6:53
32	219	PAVLISTA Vit	CZE	22 MAR 1985	1:10:49	7:12
33	1017	MAKWETA Allan	UGA	23 MAR 1990	1:11:12	7:35
34	926	AHWALL Andreas	SWE	19 OCT 1989	1:11:20	7:43
35	485	CHO Yongwon	KOR	30 APR 1992	1:11:30	7:53
36	1020	NJIA Benjamin	UGA	19 OCT 1989	1:11:48	8:11
37	478	KIPROTICH Amos	KEN	22 SEP 1989	1:14:29	10:52
38	617	NABARA BARMOU Oumarou	NIG	30 JUL 1985	1:15:40	12:03
39	907	BERNI Marcel	SUI	5 JUN 1988	1:16:03	12:26
40	164	LI Shaozhuang	CHN	2 DEC 1990	1:18:01	14:24
	568	DUARTE Jose Luis	MEX	19 MAY 1989	DNF	
	585	TSEVEENRAVDAN Byambajav	MGL	7 JUL 1990	DNF	
	50	VAN STREELS Dieter	BEL	27 DEC 1990	DNF	

Intermediate times:	5km	15:00	717	MZAZI Sibabalwe Gladwin (RSA)
	10km	30:04	717	MZAZI Sibabalwe Gladwin (RSA)
	15km	45:16	717	MZAZI Sibabalwe Gladwin (RSA)
	20km	1:00:23	717	MZAZI Sibabalwe Gladwin (RSA)

Weather conditions	Temperature	Humidity	Conditions
Start of race:	20°C	61%	Sunny
End of race:	23°C	56%	Sunny

Legend	DNF Did not Finish	PB Personal Best	SB Season Best
---------------	--------------------	------------------	----------------

Timing and Results provided by  TISSOT



Detailed Results

Результаты

UNIVERSIADE RECORD	1:03:19	Marlison G. SANTOS	BRA	Sicily (ITA)	1997
---------------------------	----------------	---------------------------	-----	--------------	------

Rank	Bib	Name	Ctry code	Date of Birth	Result	Time Behind					
							5km	10km	15km	20km	
1	717	MZAZI Sibabalwe Gladwin	RSA	28 AUG 1988	1:03:37	SB	15:00 (1)	30:04 (1)	45:16 (1)	1:00:23 (1)	3:14
2	715	MOKOKA Stephen	RSA	1 APR 1985	1:03:37		15:03 (5)	30:06 (4)	45:17 (3)	1:00:23 (2)	3:14
3	434	NAKAMURA Shogo	JPN	1 SEP 1992	1:04:21	0:44	15:01 (2)	30:05 (2)	45:16 (2)	1:01:01 (3)	3:20
4	449	YAMAGISHI Hiroki	JPN	6 SEP 1991	1:04:41	1:04	15:07 (9)	30:30 (6)	45:48 (5)	1:01:25 (4)	3:16
5	426	HATTORI Shota	JPN	28 OCT 1991	1:05:00	1:23	15:07 (6)	30:33 (9)	46:04 (7)	1:01:46 (5)	3:14
6	786	LEYMAN Andrey	RUS	13 APR 1987	1:05:08	1:31 PB	15:12 (15)	30:30 (5)	46:03 (6)	1:01:49 (6)	3:19
7	732	ZAMKELE Xolisane	RSA	12 SEP 1986	1:05:38	2:01	15:02 (3)	30:06 (3)	45:45 (4)	1:02:25 (9)	3:13
8	423	EBINA Toshikatsu	JPN	24 JUN 1991	1:05:39	2:02	15:07 (7)	30:32 (7)	46:05 (8)	1:02:19 (7)	3:20
9	809	RYBAKOV Anatoly	RUS	27 FEB 1985	1:05:41	2:04	15:13 (19)	30:53 (17)	46:37 (13)	1:02:23 (8)	3:18
10	741	APLACHKIN Artem	RUS	1 SEP 1991	1:05:49	2:12	15:14 (21)	30:52 (15)	46:36 (12)	1:02:36 (11)	3:13
11	393	MOOGAS Tasama	ISR	2 FEB 1988	1:05:50	2:13	15:12 (17)	30:38 (13)	46:22 (9)	1:02:25 (10)	3:25
12	749	CHECHUN Iurii	RUS	5 JUL 1986	1:06:09	2:32	15:11 (14)	30:35 (12)	46:25 (10)	1:02:40 (12)	3:29
13	994	PAK Hasan	TUR	2 OCT 1989	1:06:15	2:38	15:13 (18)	30:33 (8)	46:36 (11)	1:02:43 (13)	3:32
14	800	PISHCHALOV Evgeniy	RUS	23 FEB 1985	1:06:36	2:59	15:12 (16)	30:43 (14)	46:45 (14)	1:03:11 (14)	3:25
15	510	VISKERS Janis	LAT	30 MAR 1989	1:07:09	3:32 PB	15:55 (35)	31:50 (28)	47:42 (17)	1:03:52 (15)	3:17
16	152	GUAJARDO Christopher	CHI	7 APR 1988	1:07:44	4:07	15:33 (30)	31:34 (23)	47:48 (20)	1:04:22 (16)	3:22
17	490	KIM Seongha	KOR	14 JAN 1992	1:08:14	4:37	15:08 (11)	30:33 (11)	47:14 (16)	1:04:27 (17)	3:47
18	162	JIN Chao	CHN	19 MAR 1990	1:08:17	4:40	15:14 (22)	31:12 (19)	47:44 (18)	1:04:43 (19)	3:34



Detailed Results

Результаты

Rank	Bib	Name	Ctry code	Date of Birth	Result	Time Behind					
							5km	10km	15km	20km	
19	980	BAYRAM Muzaffer	TUR	11 NOV 1990	1:08:24	4:47	PB				
		15:20 (24)	31:18 (21)	48:05 (22)	1:05:06 (22)	3:18					
		15:58	16:47	17:01							
20	438	SHITARA Yuta	JPN	18 DEC 1991	1:08:25	4:48					
		15:08 (10)	30:33 (10)	46:55 (15)	1:04:32 (18)	3:53					
		15:25	16:22	17:37							
21	390	AMARE Girmaw	ISR	26 OCT 1987	1:08:38	5:01					
		15:23 (25)	31:17 (20)	47:48 (19)	1:05:00 (20)	3:38					
		15:54	16:31	17:12							
22	212	HOMOLAC Jiri	CZE	25 FEB 1990	1:08:41	5:04					
		15:18 (23)	31:19 (22)	47:54 (21)	1:05:05 (21)	3:36					
		16:01	16:35	17:11							
23	985	GUNEN Vedat	TUR	15 AUG 1989	1:08:42	5:05					
		15:08 (12)	30:53 (16)	48:43 (28)	1:05:18 (24)	3:24					
		15:45	17:50	16:35							
24	170	REN Longyun	CHN	12 OCT 1987	1:08:43	5:06					
		15:25 (29)	31:50 (29)	48:22 (24)	1:05:10 (23)	3:33					
		16:25	16:32	16:48							
25	150	ESTRADA Daniel	CHI	27 FEB 1990	1:08:52	5:15	PB				
		15:34 (31)	31:34 (24)	48:06 (23)	1:05:19 (25)	3:33					
		16:00	16:32	17:13							
26	935	NILSSON David	SWE	16 APR 1987	1:08:58	5:21					
		15:24 (27)	31:42 (26)	48:34 (26)	1:05:25 (26)	3:33					
		16:18	16:52	16:51							
27	982	CAGLAYAN Mehmet	TUR	30 JUL 1985	1:09:30	5:53	SB				
		15:34 (32)	31:48 (27)	48:34 (25)	1:05:51 (27)	3:39					
		16:14	16:46	17:17							
28	468	KRASSILOV Mikhail	KAZ	5 MAR 1990	1:09:56	6:19	PB				
		15:09 (13)	32:12 (35)	49:10 (31)	1:06:39 (30)	3:17					
		17:03	16:58	17:29							
29	584	DAMBADARJAA Gantulga	MGL	3 FEB 1989	1:09:56	6:19					
		15:35 (34)	31:51 (30)	48:38 (27)	1:06:19 (28)	3:37					
		16:16	16:47	17:41							
30	481	TERER Amon	KEN	6 APR 1992	1:10:16	6:39					
		15:55 (36)	32:11 (33)	48:52 (29)	1:06:33 (29)	3:43					
		16:16	16:41	17:41							
31	1016	GIDADUI Herbert	UGA	30 JUN 1993	1:10:30	6:53					
		15:56 (38)	32:30 (36)	49:28 (33)	1:06:39 (31)	3:51					
		16:34	16:58	17:11							
32	219	PAVLISTA Vit	CZE	22 MAR 1985	1:10:49	7:12					
		15:59 (39)	32:36 (37)	49:42 (35)	1:07:09 (32)	3:40					
		16:37	17:06	17:27							
33	1017	MAKWETA Allan	UGA	23 MAR 1990	1:11:12	7:35					
		15:24 (28)	31:41 (25)	49:00 (30)	1:07:32 (33)	3:40					
		16:17	17:19	18:32							
34	926	AHWALL Andreas	SWE	19 OCT 1989	1:11:20	7:43					
		16:17 (42)	33:05 (38)	50:39 (37)	1:07:52 (36)	3:28					
		16:48	17:34	17:13							
35	485	CHO Yongwon	KOR	30 APR 1992	1:11:30	7:53					
		15:03 (4)	32:01 (32)	49:42 (34)	1:07:50 (35)	3:40					
		16:58	17:41	18:08							
36	1020	NJIA Benjamin	UGA	19 OCT 1989	1:11:48	8:11					
		15:34 (33)	31:53 (31)	49:14 (32)	1:07:49 (34)	3:59					
		16:19	17:21	18:35							
37	478	KIPROTICH Amos	KEN	22 SEP 1989	1:14:29	10:52					
		15:24 (26)	32:12 (34)	50:06 (36)	1:10:19 (37)	4:10					
		16:48	17:54	20:13							



Result Book

27th Summer Universiade in Kazan 2013



Athletics

Men's 10000m






Medallists

Медалисты

As of MO 8 JUL 2013

Medal	Name	Ctry
GOLD	MOKOKA Stephen	RSA - South Africa
SILVER	RYBAKOV Anatoly	RUS - Russian Federation
BRONZE	RYBAKOV Evgeny	RUS - Russian Federation

Legend
PB Personal Best

Timing and Results provided by  **TISSOT**



Result Book

27th Summer Universiade in Kazan 2013



Athletics

Men's 10000m Final





Start list

Стартовый список


REVISED
8 JUL 17:05

UNIVERSIADE RECORD	28:15.84	FREIGANG Stephan	GER	Sheffield (GBR)	20 JUL 1991
---------------------------	-----------------	-------------------------	-----	-----------------	-------------

Order	Bib	Name	Ctry code	Date of Birth	PB	SB	Result	Rank
1	111	LORD Brandon Derek	CAN	13 JUN 1992	29:20.66	29:20.66		
2	809	RYBAKOV Anatoly	RUS	27 FEB 1985	28:06.54	28:36.88		
3	1020	NJIA Benjamin	UGA	19 OCT 1989				
4	603	K.C. Anup	NEP	27 MAR 1987				
5	481	TERER Amon	KEN	6 APR 1992				
6	581	VEGA Aldo Saul	MEX	26 NOV 1987	28:46.72	28:46.72		
7	985	GUNEN Vedat	TUR	15 AUG 1989	29:46.35			
8	433	MURAYAMA Kenta	JPN	23 FEB 1993	28:14.27	28:18.11		
9	935	NILSSON David	SWE	16 APR 1987	30:27.71	30:32.24		
10	191	ADAMOU Mohamadou	CMR	17 APR 1993				
11	426	HATTORI Shota	JPN	28 OCT 1991	28:22.79	28:22.79		
12	227	OMAR ABDI Ibrahim	DJI	1 JAN 1986				
13	568	DUARTE Jose Luis	MEX	19 MAY 1989				
14	345	GONZALEZ ROMERO Victor Manuel	GUA	29 JUN 1987				
15	363	BIND Rajendra	IND	7 AUG 1995				
16	810	RYBAKOV Evgeny	RUS	27 FEB 1985	28:05.75	28:34.59		
17	275	DEMLEW Dessie Getnet	ETH	18 SEP 1990				
18	820	SHALAMOV Vyacheslav	RUS	8 JUL 1989	28:48.00	28:48.00		
19	715	MOKOKA Stephen	RSA	1 APR 1985				

Note:

Athlete MOKOKA, S. (RSA) entered with delay.
Athlete AHWALL, A. (SWE) withdrawn from Start list.
Athlete MUGABO, J. (RWA) withdrawn from Start list.

Timing and Results provided by  **TISSOT**



Results

Результаты

UNIVERSIADE RECORD	28:15.84	FREIGANG Stephan	GER	Sheffield (GBR)	20 JUL 1991
---------------------------	-----------------	-------------------------	-----	-----------------	-------------

Rank	Bib	Name	Ctry code	Date of Birth	Order	Result
1	715	MOKOKA Stephen	RSA	1 APR 1985	19	28:45.96
2	809	RYBAKOV Anatoly	RUS	27 FEB 1985	2	28:47.27
3	810	RYBAKOV Evgeny	RUS	27 FEB 1985	16	28:47.28
4	111	LORD Brandon Derek	CAN	13 JUN 1992	1	29:12.90 PB
5	581	VEGA Aldo Saul	MEX	26 NOV 1987	6	29:25.42
6	426	HATTORI Shota	JPN	28 OCT 1991	11	29:28.53
7	568	DUARTE Jose Luis	MEX	19 MAY 1989	13	29:29.55
8	275	DEMLEW Dessie Getnet	ETH	18 SEP 1990	17	29:35.81
9	481	TERER Amon	KEN	6 APR 1992	5	29:39.36
10	433	MURAYAMA Kenta	JPN	23 FEB 1993	8	30:02.46
11	1020	NJIA Benjamin	UGA	19 OCT 1989	3	30:29.41
12	935	NILSSON David	SWE	16 APR 1987	9	30:46.76
13	345	GONZALEZ ROMERO Victor Manuel	GUA	29 JUN 1987	14	30:51.70
14	191	ADAMOU Mohamadou	CMR	17 APR 1993	10	31:30.18
15	363	BIND Rajendra	IND	7 AUG 1995	15	31:49.15
	985	GUNEN Vedat	TUR	15 AUG 1989	7	DNF
	820	SHALAMOV Vyacheslav	RUS	8 JUL 1989	18	DNF
	603	K.C. Anup	NEP	27 MAR 1987	4	DNS
	227	OMAR ABDI Ibrahim	DJI	1 JAN 1986	12	DNS

Intermediate times:	1000m	2:48.26	715	MOKOKA Stephen (RSA)
	2000m	5:46.77	809	RYBAKOV Anatoly (RUS)
	3000m	8:43.96	426	HATTORI Shota (JPN)
	4000m	11:44.42	809	RYBAKOV Anatoly (RUS)
	5000m	14:38.74	715	MOKOKA Stephen (RSA)
	6000m	17:39.14	809	RYBAKOV Anatoly (RUS)
	7000m	20:37.28	426	HATTORI Shota (JPN)
	8000m	23:26.77	810	RYBAKOV Evgeny (RUS)
	9000m	26:10.39	810	RYBAKOV Evgeny (RUS)

Weather conditions

Temperature: 19 °C Humidity: 89 % Conditions: Showers

Legend

DNF Did not Finish DNS Did not Start PB Personal Best

Timing and Results provided by  **TISSOT**



Result Book

27th Summer Universiade in Kazan 2013



Athletics

Men's 4 x 100m Relay





Medallists - Team

Медалисты - Команды

As of FRI 12 JUL 2013

Medal	Ctry	Name
GOLD	UKR - Ukraine	PERESTIUK Ruslan SMELYK Sergii BODROV Igor KORZH Vitaliy
SILVER	JPN - Japan	YAMAGATA Ryota HARA Yousuke YONAGUNI Rui IIZUKA Shota KIMURA Jun
BRONZE	POL - Poland	ADAMSKI Jakub KUC Dariusz ZACZEK Artur KRYNSKI Kamil



Result Book

27th Summer Universiade in Kazan 2013



Athletics

Men's 4 x 100m Relay Round 1





Start list

Стартовый список

REVISED
11 JUL 13:11

UNIVERSIADE RECORD	38.42	ITALY	ITA	Mexiko City (MEX)	1979
--------------------	-------	-------	-----	-------------------	------

HEAT 1 Start Time: 19:00

Lane	Ctry code	Ctry	Result	Rank
2	UGA	Uganda		
3	OMA	Oman		
4	POL	Poland		
5	RUS	Russian Federation		
6	CHN	P.R. China		
7	ISV	Virgin Islands		

HEAT 2 Start Time: 19:05

Lane	Ctry code	Ctry	Result	Rank
2	GHA	Ghana		
3	SRI	Sri Lanka		
4	RSA	South Africa		
5	CAN	Canada		
6	LTU	Lithuania		
7	SLE	Sierra Leone		

HEAT 3 Start Time: 19:10


Lane	Ctry code	Ctry	Result	Rank
3	THA	Thailand		
4	UKR	Ukraine		
5	JPN	Japan		
6	SIN	Singapore		
7	NAM	Namibia		

Qualification: First 2 in each heat and 2 best performers advance to the Final

All Time Best Teams			
36.84	JAM	London (GBR)	11 AUG 2012
37.04	USA	London (GBR)	11 AUG 2012
37.62	TRI	Berlin (GER)	22 AUG 2009
37.69	CAN	Atlanta GA (USA)	3 AUG 1996
37.73	GBR	Sevilla (ESP)	29 AUG 1999
37.79	FRA	Split (CRO)	31 AUG 1990
37.90	BRA	Sydney (AUS)	30 SEP 2000

2013 Best Teams			
38.26	USA	Philadelphia PA (USA)	27 APR
38.39	GBR	Gateshead (GBR)	22 JUN
38.41	GER	Regensburg (GER)	8 JUN
38.50	JAM	Kingston (JAM)	23 FEB

Note: Heat 3 added. New draw.

Timing and Results provided by  TISSOT



Results Summary

Итоговые результаты

UNIVERSIADE RECORD	38.42	ITALY	ITA	Mexiko City (MEX)	1979
--------------------	-------	-------	-----	-------------------	------

Rank	Name	Ctry code	Heat	Lane	Position	Time
1	Ukraine	UKR	3	4	1	38.75 Q
2	Canada	CAN	2	5	1	39.64 Q
3	Poland	POL	1	4	1	39.71 Q
4	Thailand	THA	3	3	2	39.80 Q
5	Japan	JPN	3	5	3	39.85 q
6	P.R. China	CHN	1	6	2	39.86 Q
7	South Africa	RSA	2	4	2	39.94 Q
8	Singapore	SIN	3	6	4	40.15 q
9	Virgin Islands	ISV	1	7	3	40.48
10	Ghana	GHA	2	2	3	41.59
11	Sri Lanka	SRI	2	3	4	42.15
12	Uganda	UGA	1	2	4	42.62
13	Oman	OMA	1	3	5	43.50
	Russian Federation	RUS	1	5		DNF
	Lithuania	LTU	2	6		DNS
	Namibia	NAM	3	7		DNS
	Sierra Leone	SLE	2	7		DNS

Qualification: First 2 in each heat (Q) and 2 best performers (q) advance to the Final

Note:
These teams are sorted on performance.

Legend
DNF Did not Finish DNS Did not Start Q Qualified by place q qualified by time

Timing and Results provided by  TISSOT



Start list

Стартовый список

UNIVERSIADE RECORD	38.42	ITALY	ITA	Mexiko City (MEX)	1979
--------------------	-------	-------	-----	-------------------	------

Lane	Ctry code	Ctry Name	National Record	Season Best	Result	Rank
2	UGA	Uganda BINGI Daniel MWIDU Noah Samuel ANYWAR Johnson WANUME Eric				
3	OMA	Oman				
4	POL	Poland ADAMSKI Jakub KUC Dariusz ZACZEK Artur KRYNSKI Kamil				
5	RUS	Russian Federation BREDNEV Alexander POLOVINKIN Maksim HYUTTE Alexander REYSBIKH Artur				
6	CHN	P.R. China YANG Zhanlin GAO Dongshi YANG Yang WU Zhiqiang				
7	ISV	Virgin Islands LOVETT Eddie WALTERS David FAHIE Collister HUNT Leon				

Qualification: First 2 in each heat and 2 best performers advance to the Final

All Time Best Teams			
36.84	JAM	London (GBR)	11 AUG 2012
37.04	USA	London (GBR)	11 AUG 2012
37.62	TRI	Berlin (GER)	22 AUG 2009
37.69	CAN	Atlanta GA (USA)	3 AUG 1996
37.73	GBR	Sevilla (ESP)	29 AUG 1999
37.79	FRA	Split (CRO)	31 AUG 1990
37.90	BRA	Sydney (AUS)	30 SEP 2000

2013 Best Teams			
38.26	USA	Philadelphia PA (USA)	27 APR
38.39	GBR	Gateshead (GBR)	22 JUN
38.41	GER	Regensburg (GER)	8 JUN
38.50	JAM	Kingston (JAM)	23 FEB



Results

Результаты

UNIVERSIADE RECORD	38.42	ITALY	ITA	Mexiko City (MEX)	1979
--------------------	-------	-------	-----	-------------------	------

Rank	Ctry	Lane	Reaction time	Result
1	POL - Poland ADAMSKI Jakub KUC Dariusz ZACZEK Artur KRYNSKI Kamil	4	0.170	39.71 Q
2	CHN - P.R. China YANG Zhanlin GAO Dongshi YANG Yang WU Zhiqiang	6	0.190	39.86 Q
3	ISV - Virgin Islands LOVETT Eddie WALTERS David FAHIE Collister HUNT Leon	7	0.184	40.48
4	UGA - Uganda BINGI Daniel MWIDU Noah Samuel ANYWAR Johnson WANUME Eric	2	0.187	42.62
5	OMA - Oman	3	0.205	43.50
	RUS - Russian Federation BREDNEV Alexander POLOVINKIN Maksim HYUTTE Alexander REYSBIKH Artur	5	0.167	DNF


Qualification: First 2 in each heat (Q) and 2 best performers (q) advance to the Final

Weather conditions

Temperature: 26 °C Humidity: 47 % Conditions: Sunny

Legend

DNF Did not Finish Q Qualified by place

Timing and Results provided by  **TISSOT**



Start list

Стартовый список

UNIVERSIADE RECORD	38.42	ITALY	ITA	Mexiko City (MEX)	1979
--------------------	-------	-------	-----	-------------------	------

Lane	Ctry code	Ctry Name	National Record	Season Best	Result	Rank
2	GHA	Ghana GOLOE Eric Dzigbodzi APPIAH-KUBI Emmanuel SEIDU Saalu Chiba IBRAHIM Malik				
3	SRI	Sri Lanka WEERASINGHE Thisara AGAMPODI Daham A.M.KAHATAGASPELE GEDARA A DILANKARA Lahiru				
4	RSA	South Africa SIMBINE Akani BRUINTJIES Henricho TROTTER Sebastian DE SWARDT Jacques				
5	CAN	Canada ROBERTSON Michael Peter John MAKINDE Oluwasegun Victor RODNEY Brendon Justin EFFAH Samuel Appiah Adjei				
6	LTU	Lithuania DILYS Egidijus SAKALAIUSKAS Rytis ADOMAVICIUS Zilvinas SILKAUSKAS Mantas				
7	SLE	Sierra Leone				

Qualification: First 2 in each heat and 2 best performers advance to the Final

All Time Best Teams			
36.84	JAM	London (GBR)	11 AUG 2012
37.04	USA	London (GBR)	11 AUG 2012
37.62	TRI	Berlin (GER)	22 AUG 2009
37.69	CAN	Atlanta GA (USA)	3 AUG 1996
37.73	GBR	Sevilla (ESP)	29 AUG 1999
37.79	FRA	Split (CRO)	31 AUG 1990
37.90	BRA	Sydney (AUS)	30 SEP 2000

2013 Best Teams			
38.26	USA	Philadelphia PA (USA)	27 APR
38.39	GBR	Gateshead (GBR)	22 JUN
38.41	GER	Regensburg (GER)	8 JUN
38.50	JAM	Kingston (JAM)	23 FEB



Results

Результаты

UNIVERSIADE RECORD	38.42	ITALY	ITA	Mexiko City (MEX)	1979
--------------------	-------	-------	-----	-------------------	------

Rank	Ctry	Lane	Reaction time	Result
1	CAN - Canada ROBERTSON Michael Peter John MAKINDE Oluwasegun Victor RODNEY Brendon Justin EFFAH Samuel Appiah Adjei	5	0.188	39.64 Q
2	RSA - South Africa SIMBINE Akani BRUINJIES Henricho TROTTER Sebastian DE SWARDT Jacques	4	0.176	39.94 Q
3	GHA - Ghana GOLOE Eric Dzigbodzi APPIAH-KUBI Emmanuel SEIDU Saalu Chiba IBRAHIM Malik	2	0.173	41.59
4	SRI - Sri Lanka WEERASINGHE Thisara AGAMPODI Daham A.M.KAHATAGASPELE GEDARA A DILANKARA Lahiru	3	0.177	42.15
	LTU - Lithuania DILYS Egidijus SAKALAUSKAS Rytis ADOMAVICIUS Zilvinas SILKAUSKAS Mantas	6		DNS
	SLE - Sierra Leone	7		DNS

Qualification: First 2 in each heat (Q) and 2 best performers (q) advance to the Final

Weather conditions				
Temperature:	26 °C	Humidity:	47 %	Conditions: Sunny

Legend			
DNS	Did not Start	Q	Qualified by place

Timing and Results provided by  **TISSOT**



Start list

Стартовый список

UNIVERSIADE RECORD	38.42	ITALY	ITA	Mexiko City (MEX)	1979
--------------------	-------	-------	-----	-------------------	------

Lane	Ctry code	Ctry Bib	Ctry Name	National Record	Season Best	Result	Rank
3	THA		Thailand				
		952	SOWAN Ruttanapon				
		950	PROMKAEW Aphisit				
		948	MEENAPRA Jirapong				
		944	CHIMDEE Suppachai				
4	UKR		Ukraine				
		1036	PERESTIUK Ruslan				
		1045	SMELYK Sergii				
		1028	BODROV Igor				
		1031	KORZH Vitaliy				
5	JPN		Japan				
		448	YAMAGATA Ryota				
		424	HARA Yousuke				
		429	KIMURA Jun				
		427	IIZUKA Shota				
6	SIN		Singapore				
		859	KANG Calvin				
		858	BIN Muhammad Amirudin				
		860	LEE Cheng Wei				
		861	LIM Yao Peng				
7	NAM		Namibia				

Qualification: First 2 in each heat and 2 best performers advance to the Final

All Time Best Teams			
36.84	JAM	London (GBR)	11 AUG 2012
37.04	USA	London (GBR)	11 AUG 2012
37.62	TRI	Berlin (GER)	22 AUG 2009
37.69	CAN	Atlanta GA (USA)	3 AUG 1996
37.73	GBR	Sevilla (ESP)	29 AUG 1999
37.79	FRA	Split (CRO)	31 AUG 1990
37.90	BRA	Sydney (AUS)	30 SEP 2000

2013 Best Teams			
38.26	USA	Philadelphia PA (USA)	27 APR
38.39	GBR	Gateshead (GBR)	22 JUN
38.41	GER	Regensburg (GER)	8 JUN
38.50	JAM	Kingston (JAM)	23 FEB



Results

Результаты

UNIVERSIADE RECORD	38.42	ITALY	ITA	Mexiko City (MEX)	1979
--------------------	-------	-------	-----	-------------------	------

Rank	Bib	Ctry	Lane	Reaction time	Result
1		UKR - Ukraine	4	0.173	38.75 Q
	1036	PERESTIUK Ruslan			
	1045	SMELYK Sergii			
	1028	BODROV Igor			
	1031	KORZH Vitaliy			
2		THA - Thailand	3	0.173	39.80 Q
	952	SOWAN Ruttanapon			
	950	PROMKAEW Aphisit			
	948	MEENAPRA Jirapong			
	944	CHIMDEE Suppachai			
3		JPN - Japan	5	0.154	39.85 q
	448	YAMAGATA Ryota			
	424	HARA Yousuke			
	429	KIMURA Jun			
	427	IIZUKA Shota			
4		SIN - Singapore	6	0.168	40.15 q
	859	KANG Calvin			
	858	BIN Muhammad Amirudin			
	860	LEE Cheng Wei			
	861	LIM Yao Peng			
		NAM - Namibia	7		DNS

Qualification: First 2 in each heat (Q) and 2 best performers (q) advance to the Final

Weather conditions

Temperature: 26 °C Humidity: 47 % Conditions: Sunny

Legend

DNS Did not Start Q Qualified by place q Qualified by time

Timing and Results provided by  **TISSOT**



Result Book

27th Summer Universiade in Kazan 2013



Athletics

Men's 4 x 100m Relay Final





Start list

Стартовый список

UNIVERSIADE RECORD	38.42	ITALY	ITA	Mexiko City (MEX)	1979
--------------------	-------	-------	-----	-------------------	------

Lane	Ctry code	Ctry Bib	Ctry Name	National Record	Season Best	Result	Rank
1	SIN		Singapore				
		859	KANG Calvin				
		858	BIN Muhammad Amirudin				
		860	LEE Cheng Wei				
		861	LIM Yao Peng				
2	JPN		Japan				
		448	YAMAGATA Ryota				
		424	HARA Yousuke				
		452	YONAGUNI Rui				
		427	IIZUKA Shota				
3	UKR		Ukraine				
		1036	PERESTIUK Ruslan				
		1045	SMELYK Sergii				
		1028	BODROV Igor				
		1031	KORZH Vitaliy				
4	THA		Thailand				
		952	SOWAN Ruttanapon				
		950	PROMKAEW Aphisit				
		948	MEENAPRA Jirapong				
		944	CHIMDEE Suppachai				
5	POL		Poland				
		655	ADAMSKI Jakub				
		664	KUC Dariusz				
		673	ZACZEK Artur				
		663	KRYNSKI Kamil				
6	CAN		Canada				
		126	ROBERTSON Michael Peter John				
		113	MAKINDE Oluwasegun Victor				
		127	RODNEY Brendon Justin				
		99	EFFAH Samuel Appiah Adjei				
7	CHN		P.R. China				
		179	YANG Zhanlin				
		159	GAO Dongshi				
		178	YANG Yang				
		176	WU Zhiqiang				
8	RSA		South Africa				
		726	SIMBINE Akani				
		707	BRUINJIES Henricho				
		728	TROTTER Sebastian				
		714	JOBODWANA Anaso				

All Time Best Teams			
36.84	JAM	London (GBR)	11 AUG 2012
37.04	USA	London (GBR)	11 AUG 2012
37.62	TRI	Berlin (GER)	22 AUG 2009
37.69	CAN	Atlanta GA (USA)	3 AUG 1996
37.73	GBR	Sevilla (ESP)	29 AUG 1999
37.79	FRA	Split (CRO)	31 AUG 1990
37.90	BRA	Sydney (AUS)	30 SEP 2000

2013 Best Teams			
38.26	USA	Philadelphia PA (USA)	27 APR
38.39	GBR	Gateshead (GBR)	22 JUN
38.41	GER	Regensburg (GER)	8 JUN
38.50	JAM	Kingston (JAM)	23 FEB



Results
Результаты

REVISED
12 JUL 19:33

UNIVERSIADE RECORD	38.42	ITALY	ITA	Mexiko City (MEX)	1979
--------------------	-------	-------	-----	-------------------	------

Rank	Bib	Ctry	Lane	Reaction time	Result
1		UKR - Ukraine	3	0.164	38.56
	1036	PERESTIUK Ruslan			
	1045	SMELYK Sergii			
	1028	BODROV Igor			
	1031	KORZH Vitaliy			
2		JPN - Japan	2	0.165	39.12
	448	YAMAGATA Ryota			
	424	HARA Yousuke			
	452	YONAGUNI Rui			
	427	IIZUKA Shota			
3		POL - Poland	5	0.181	39.29
	655	ADAMSKI Jakub			
	664	KUC Dariusz			
	673	ZACZEK Artur			
	663	KRYNSKI Kamil			
4		THA - Thailand	4	0.195	39.30
	952	SOWAN Ruttanapon			
	950	PROMKAEW Aphisit			
	948	MEENAPRA Jirapong			
	944	CHIMDEE Suppachai			
5		CHN - P.R. China	7	0.182	39.54
	179	YANG Zhanlin			
	159	GAO Dongshi			
	178	YANG Yang			
	176	WU Zhiqiang			
6		SIN - Singapore	1	0.240	40.27
	859	KANG Calvin			
	858	BIN Muhammad Amirudin			
	860	LEE Cheng Wei			
	861	LIM Yao Peng			
7		RSA - South Africa	8	0.182	45.82
	726	SIMBINE Akani			
	707	BRUINTJIES Henricho			
	728	TROTTER Sebastian			
	714	JOBODWANA Anaso			
		CAN - Canada	6	0.181	DQ R 170.15
	126	ROBERTSON Michael Peter John			
	113	MAKINDE Oluwasegun Victor			
	127	RODNEY Brendon Justin			
	99	EFFAH Samuel Appiah Adjei			



Results
Результаты

REVISED
12 JUL 19:33

Weather conditions


Temperature: 26 °C Humidity: 39 % Conditions: Sunny

Note:

IAAF Rule 170.15 - jostling, obstruction at take-over

Legend

DQ Disqualified

Timing and Results provided by  TISSOT



Result Book

27th Summer Universiade in Kazan 2013



Athletics

Men's 4 x 400m Relay





Medallists - Team

Медалисты - Команды

REVISED
27 JUN 0:02

As of WED 27 JUN 2018

Medal	Ctry	Name
GOLD	CAN - Canada	AYESU-ATTAH Benjamin Kweku RODNEY Brendon Justin ROBERTSON Michael Peter John HARPER Tyler Daniel
SILVER	RSA - South Africa	CONRADIE Pieter DE SWARDT Jacques BENEKE Pieter Christian VAN NIEKERK Wayde
BRONZE	TUR - Turkey	KOCABEYOGLU Bugrahan KILIC Halit GUZEL Mehmet CAN Yavuz



Result Book

27th Summer Universiade in Kazan 2013



Athletics

Men's 4 x 400m Relay Round 1





Start list

Стартовый список

REVISED
11 JUL 13:24

UNIVERSIADE RECORD	3:00.40	USA	USA	Fukuoka (JPN)	1995
--------------------	---------	-----	-----	---------------	------

HEAT 1 Start Time: 21:00

Lane	Ctry code	Ctry	Result	Rank
2	UGA	Uganda		
3	SEN	Senegal		
4	AUS	Australia		
5	CAN	Canada		
6	JPN	Japan		
7	BOT	Botswana		

HEAT 2 Start Time: 21:05


Lane	Ctry code	Ctry	Result	Rank
2	OMA	Oman		
3	SRI	Sri Lanka		
4	RUS	Russian Federation		
5	RSA	South Africa		
6	TUR	Turkey		
7	GHA	Ghana		

Qualification: First 3 in each heat and 2 best performers advance to the Final

All Time Best Teams			
2:54.29	USA	Stuttgart (GER)	22 AUG 1993
2:56.60	GBR	Atlanta GA (USA)	3 AUG 1996
2:56.72	BAH	London (GBR)	10 AUG 2012
2:56.75	JAM	Athina (GRE)	10 AUG 1997
2:58.00	POL	Uniondale NY (USA)	22 JUL 1998
2:58.06	RUS	Beijing (CHN)	23 AUG 2008
2:58.56	BRA	Winnipeg (CAN)	30 JUL 1999
2:58.68	NGR	Sydney (AUS)	30 SEP 2000
2:58.96	FRA	Saint-Denis (FRA)	31 AUG 2003

2013 Best Teams			
3:00.91	USA	Philadelphia PA (USA)	27 APR
3:01.15	JAM	Philadelphia PA (USA)	27 APR
3:02.19	TRI	Morelia (MEX)	7 JUL
3:02.23	BAH	Philadelphia PA (USA)	27 APR
3:02.53	KSA	Pune (IND)	7 JUL
3:02.71	VEN	Eagle Rock CA (USA)	12 MAY

Note: Team Uganda added.

Timing and Results provided by  TISSOT



Results Summary

Итоговые результаты

REVISED
27 JUN 0:47

UNIVERSIADE RECORD	3:00.40	USA	USA	Fukuoka (JPN)	1995
--------------------	---------	-----	-----	---------------	------

Rank	Name	Ctry code	Heat	Lane	Position	Time
1	Canada	CAN	1	5	1	3:07.14 Q
2	Turkey	TUR	2	6	1	3:09.84 Q
3	South Africa	RSA	2	5	2	3:09.88 Q
4	Japan	JPN	1	6	2	3:10.39 Q
5	Australia	AUS	1	4	3	3:12.52 Q
6	Botswana	BOT	1	7	4	3:13.72 q
7	Uganda	UGA	1	3	5	3:16.53 q
8	Oman	OMA	2	2	3	3:19.50
9	Sri Lanka	SRI	2	3	4	3:28.23
	Ghana	GHA	2	7		DQ R 163.3
	Russian Federation	RUS	2	4		DQ R 32.2a, c

Qualification: First 3 in each heat (Q) and 2 best performers (q) advance to the Final

Note:
IAAF Rule 163.3 - lane infringement
IAAF Rule 32.2c - Evading, Refusing or Failing to submit to Sample Collection – by the Court of Arbitration for Sport (CAS)
IAAF Rule 32.2a - Presence of the prohibited substance Dehydrochloromethyltestosterone in his doping sample – by the Russian Anti-Doping Agency
These teams are sorted on performance.

Legend
DQ Disqualified Q Qualified by standard q Qualified by performance

Timing and Results provided by  **TISSOT**



Start list

Стартовый список

UNIVERSIADE RECORD	3:00.40	USA	USA	Fukuoka (JPN)	1995
---------------------------	----------------	------------	-----	---------------	------

Lane	Ctry code	Ctry Bib	Ctry Name	National Record	Season Best	Result	Rank
3	UGA		Uganda				
		1012	AKENA Geoffrey				
		1013	ANYWAR Johnson				
		1021	ONGOM Richard				
		1014	BINGI Daniel				
4	AUS		Australia				
		14	DEWHURST Ian				
		19	LYNCH Mathew				
		12	CAREW Alexander				
		15	GAMBLE Tom				
5	CAN		Canada				
		85	AYESU-ATTAH Benjamin Kweku				
		127	RODNEY Brendon Justin				
		126	ROBERTSON Michael Peter John				
		103	HARPER Tyler Daniel				
6	JPN		Japan				
		424	HARA Yousuke				
		435	NOZAWA Keisuke				
		430	KINO Tomoharu				
		451	YAMASAKI Kengo				
7	BOT		Botswana				
		67	DAVID Busang Siyane				
		72	MOTUKISI Keene Charles				
		69	LAGAMANG Daniel				
		66	BOLELE Mofusi				

Qualification: First 3 in each heat and 2 best performers advance to the Final

All Time Best Teams			
2:54.29	USA	Stuttgart (GER)	22 AUG 1993
2:56.60	GBR	Atlanta GA (USA)	3 AUG 1996
2:56.72	BAH	London (GBR)	10 AUG 2012
2:56.75	JAM	Athína (GRE)	10 AUG 1997
2:58.00	POL	Uniondale NY (USA)	22 JUL 1998
2:58.06	RUS	Beijing (CHN)	23 AUG 2008
2:58.56	BRA	Winnipeg (CAN)	30 JUL 1999
2:58.68	NGR	Sydney (AUS)	30 SEP 2000
2:58.96	FRA	Saint-Denis (FRA)	31 AUG 2003

2013 Best Teams			
3:00.91	USA	Philadelphia PA (USA)	27 APR
3:01.15	JAM	Philadelphia PA (USA)	27 APR
3:02.19	TRI	Morelia (MEX)	7 JUL
3:02.23	BAH	Philadelphia PA (USA)	27 APR
3:02.53	KSA	Pune (IND)	7 JUL
3:02.71	VEN	Eagle Rock CA (USA)	12 MAY



Results

Результаты

UNIVERSIADE RECORD	3:00.40	USA	USA	Fukuoka (JPN)	1995
--------------------	---------	-----	-----	---------------	------

Rank	Bib	Ctry	Lane	Reaction time					Result
1		CAN - Canada	5	0.166					3:07.14 Q
	85	AYESU-ATTAH Benjamin Kweku			47.4	(1)			
	127	RODNEY Brendon Justin			47.0	(2)	1:34.46	(2)	
	126	ROBERTSON Michael Peter John			46.43	(1)	2:20.89	(1)	
	103	HARPER Tyler Daniel			46.25	(1)			
2		JPN - Japan	6	0.149					3:10.39 Q
	424	HARA Yousuke			48.6	(4)			
	435	NOZAWA Keisuke			47.2	(3)	1:35.86	(3)	
	430	KINO Tomoharu			48.02	(3)	2:23.88	(3)	
	451	YAMASAKI Kengo			46.51	(2)			
3		AUS - Australia	4	0.186					3:12.52 Q
	14	DEWHURST Ian			47.8	(2)			
	19	LYNCH Mathew			46.5	(1)	1:34.38	(1)	
	12	CAREW Alexander			47.52	(2)	2:21.90	(2)	
	15	GAMBLE Tom			50.62	(5)			
4		BOT - Botswana	7	0.194					3:13.72 q
	67	DAVID Busang Siyane			48.2	(3)			
	72	MOTUKISI Keene Charles			48.8	(5)	1:37.05	(4)	
	69	LAGAMANG Daniel			48.56	(4)	2:25.61	(4)	
	66	BOLELE Mothusi			48.11	(3)			
5		UGA - Uganda	3	0.235					3:16.53 q
	1012	AKENA Geoffrey			50.0	(5)			
	1013	ANYWAR Johnson			47.6	(4)	1:37.68	(5)	
	1021	ONGOM Richard			48.84	(5)	2:26.52	(5)	
	1014	BINGI Daniel			50.01	(4)			

Qualification: First 3 in each heat (Q) and 2 best performers (q) advance to the Final

Weather conditions


Temperature: 23 °C Humidity: 61 % Conditions: Sunny

Note:

Individual split times added.

Legend

Q Qualified by place q Qualified by time

Timing and Results provided by  **TISSOT**



Start list

Стартовый список

UNIVERSIADE RECORD	3:00.40	USA	USA	Fukuoka (JPN)	1995
---------------------------	----------------	------------	-----	---------------	------

Lane	Ctry code	Ctry Bib	Ctry Name	National Record	Season Best	Result	Rank
2	OMA		Oman				
		1274	AL SHUELI Mohammed				
		1268	AL AJMI Salah				
		1269	AL GHEILANI Usama				
		1275	AL BUSAIDI Othman				
3	SRI		Sri Lanka				
		898	HENARATH PATHIRAJAGE N				
		899	HEWA FONSEKAGE Chameera				
		903	PARADIYA WATHTHALAGE Gayan				
		895	DINESH Madushanka				
4	RUS		Russian Federation				
		752	DYLDIN Maksim				
		747	BURIAK Dmitrii				
		762	KASHEFRAZOV Radel				
		777	KRASNOV Vladimir				
5	RSA		South Africa				
		1050	CONRADIE Pieter				
		705	BENEKE Pieter Christian				
		708	DE SWARDT Jacques				
		730	VAN NIEKERK Wayde				
6	TUR		Turkey				
		997	UGURER Doruk				
		988	KILIC Halit				
		986	GUZEL Mehmet				
		983	CAN Yavuz				
7	GHA		Ghana				
		329	AMENAKPOR Elorm				
		1086	ANANE Sampson				
		332	ATTAFEO Felix Akwasi				
		326	ABUBAKARI Mohammed				

Qualification: First 3 in each heat and 2 best performers advance to the Final

All Time Best Teams			
2:54.29	USA	Stuttgart (GER)	22 AUG 1993
2:56.60	GBR	Atlanta GA (USA)	3 AUG 1996
2:56.72	BAH	London (GBR)	10 AUG 2012
2:56.75	JAM	Athina (GRE)	10 AUG 1997
2:58.00	POL	Uniondale NY (USA)	22 JUL 1998
2:58.06	RUS	Beijing (CHN)	23 AUG 2008
2:58.56	BRA	Winnipeg (CAN)	30 JUL 1999
2:58.68	NGR	Sydney (AUS)	30 SEP 2000
2:58.96	FRA	Saint-Denis (FRA)	31 AUG 2003

2013 Best Teams			
3:00.91	USA	Philadelphia PA (USA)	27 APR
3:01.15	JAM	Philadelphia PA (USA)	27 APR
3:02.19	TRI	Morelia (MEX)	7 JUL
3:02.23	BAH	Philadelphia PA (USA)	27 APR
3:02.53	KSA	Pune (IND)	7 JUL
3:02.71	VEN	Eagle Rock CA (USA)	12 MAY



Results
Результаты

REVISED
26 JUN 23:52

UNIVERSIADE RECORD	3:00.40	USA	USA	Fukuoka (JPN)	1995
--------------------	---------	-----	-----	---------------	------

Rank	Bib	Ctry	Lane	Reaction time					Result
1		TUR - Turkey	6	0.198					3:09.84 Q
	997	UGURER Doruk			48.6	(3)			
	988	KILIC Halit			47.0	(2)	1:35.70	(2)	
	986	GUZEL Mehmet			47.37	(2)	2:23.07	(2)	
	983	CAN Yavuz			46.77	(2)			
2		RSA - South Africa	5	0.166					3:09.88 Q
	1050	CONRADIE Pieter			48.5	(2)			
	705	BENEKE Pieter Christian			47.4	(3)	1:35.99	(3)	
	708	DE SWARDT Jacques			47.57	(3)	2:23.56	(3)	
	730	VAN NIEKERK Wayde			46.32	(1)			
3		OMA - Oman	2	0.171					3:19.50
	1274	AL SHUELI Mohammed			50.8	(5)			
	1268	AL AJMI Salah			48.0	(4)	1:38.91	(4)	
	1269	AL GHEILANI Usama			49.37	(4)	2:28.28	(4)	
	1275	AL BUSAIDI Othman			51.22	(5)			
4		SRI - Sri Lanka	3	0.207					3:28.23
	898	HENARATH PATHIRAJAGE N			52.3	(6)			
	899	HEWA FONSEKAGE Chameera			52.1	(6)	1:44.48	(6)	
	903	PARADIYA WATHTHALAGE Gayan			52.13	(6)	2:36.61	(6)	
	895	DINESH Madushanka			51.62	(6)			
		GHA - Ghana	7	0.223					DQ R 163.3a
	329	AMENAKPOR Elorm			50.1	(4)			
	1086	ANANE Sampson			50.2	(5)	1:40.36	(5)	
	332	ATTAFEO Felix Akwasi			49.80	(5)	2:30.16	(5)	
	326	ABUBAKARI Mohammed			48.41	(4)			
		RUS - Russian Federation	4	0.200					DQ R 32.2a, c
	752	DYLDIN Maksim			46.6	(1)			
	747	BURIAK Dmitrii			46.3	(1)	1:32.95	(1)	
	762	KASHEFRAZOV Radel			46.93	(1)	2:19.88	(1)	
	777	KRASNOV Vladimir			47.06	(3)			

Qualification: First 3 in each heat (Q) and 2 best performers (q) advance to the Final

Weather conditions

Temperature: 23 °C Humidity: 61 % Conditions: Sunny

Note:

IAAF Rule 32.2c - Evading, Refusing or Failing to submit to Sample Collection – by the Court of Arbitration for Sport (CAS)
IAAF Rule 32.2a - Presence of the prohibited substance Dehydrochloromethyltestosterone in his doping sample – by the Russian Anti-Doping Agency
IAAF Rule 163.3a - lane infringement

Legend

DQ Disqualified Q Qualified by place

Timing and Results provided by  **TISSOT**



Result Book

27th Summer Universiade in Kazan 2013



Athletics

Men's 4 x 400m Relay Final





Start list

Стартовый список

UNIVERSIADE RECORD	3:00.40	USA	USA	Fukuoka (JPN)	1995
--------------------	---------	-----	-----	---------------	------

Lane	Ctry code	Ctry Bib	Ctry Name	National Record	Season Best	Result	Rank
1	UGA		Uganda				
		1025	TUGUMISIRIZE Emmanuel				
		1018	MWIDU Noah Samuel				
		1013	ANYWAR Johnson				
		1014	BINGI Daniel				
2	BOT		Botswana				
		69	LAGAMANG Daniel				
		67	DAVID Busang Siyane				
		72	MOTUKISI Keene Charles				
		66	BOLELE Mothusi				
3	CAN		Canada				
		85	AYESU-ATTAH Benjamin Kweku				
		127	RODNEY Brendon Justin				
		126	ROBERTSON Michael Peter John				
		103	HARPER Tyler Daniel				
4	JPN		Japan				
		429	KIMURA Jun				
		435	NOZAWA Keisuke				
		428	KAWAMOTO Sho				
		451	YAMASAKI Kengo				
5	TUR		Turkey				
		989	KOCABEYOGLU Bugrahan				
		988	KILIC Halit				
		986	GUZEL Mehmet				
		983	CAN Yavuz				
6	RUS		Russian Federation				
		752	DYLDIN Maksim				
		747	BURIAK Dmitrii				
		762	KASHEFRAZOV Radel				
		777	KRASNOV Vladimir				
7	AUS		Australia				
		14	DEWHURST Ian				
		19	LYNCH Mathew				
		12	CAREW Alexander				
		15	GAMBLE Tom				
8	RSA		South Africa				
		1050	CONRADIE Pieter				
		708	DE SWARDT Jacques				
		705	BENEKE Pieter Christian				
		730	VAN NIEKERK Wayde				

All Time Best Teams			
2:54.29	USA	Stuttgart (GER)	22 AUG 1993
2:56.60	GBR	Atlanta GA (USA)	3 AUG 1996
2:56.72	BAH	London (GBR)	10 AUG 2012
2:56.75	JAM	Athína (GRE)	10 AUG 1997
2:58.00	POL	Uniondale NY (USA)	22 JUL 1998
2:58.06	RUS	Beijing (CHN)	23 AUG 2008
2:58.56	BRA	Winnipeg (CAN)	30 JUL 1999
2:58.68	NGR	Sydney (AUS)	30 SEP 2000
2:58.96	FRA	Saint-Denis (FRA)	31 AUG 2003
2:59.13	CUB	Barcelona (ESP)	7 AUG 1992

2013 Best Teams			
3:00.91	USA	Philadelphia PA (USA)	27 APR
3:01.15	JAM	Philadelphia PA (USA)	27 APR
3:02.19	TRI	Morelia (MEX)	7 JUL
3:02.23	BAH	Philadelphia PA (USA)	27 APR
3:02.53	KSA	Pune (IND)	7 JUL
3:02.71	VEN	Eagle Rock CA (USA)	12 MAY
3:02.82	DOM	Morelia (MEX)	7 JUL
3:03.17	CUB	Morelia (MEX)	7 JUL
3:03.73	BRA	Sao Paulo (BRA)	18 MAY
3:04.26	NIG	Warri (NIG)	14 JUN



Results
Результаты

REVISED
26 JUN 23:54

UNIVERSIADE RECORD	3:00.40	USA	USA	Fukuoka (JPN)	1995
--------------------	---------	-----	-----	---------------	------

Rank	Bib	Ctry	Lane	Reaction time					Result
1		CAN - Canada	3	0.173					3:05.26
	85	AYESU-ATTAH Benjamin Kweku		46.6	(3)				
	127	RODNEY Brendon Justin		46.2	(4)	1:32.93	(2)		
	126	ROBERTSON Michael Peter John		45.84	(1)	2:18.77	(2)		
	103	HARPER Tyler Daniel		46.49	(5)				
2		RSA - South Africa	8	0.164					3:06.19
	1050	CONRADIE Pieter		48.0	(7)				
	708	DE SWARDT Jacques		45.5	(1)	1:33.58	(3)		
	705	BENEKE Pieter Christian		47.67	(6)	2:21.25	(5)		
	730	VAN NIEKERK Wayde		44.94	(2)				
3		TUR - Turkey	5	0.230					3:06.36
	989	KOCABEYOGLU Bugrahan		47.9	(6)				
	988	KILIC Halit		46.3	(5)	1:34.33	(6)		
	986	GUZEL Mehmet		47.23	(5)	2:21.56	(6)		
	983	CAN Yavuz		44.80	(1)				
4		JPN - Japan	4	0.168					3:06.58
	429	KIMURA Jun		47.2	(4)				
	435	NOZAWA Keisuke		46.4	(6)	1:33.76	(5)		
	428	KAWAMOTO Sho		46.66	(2)	2:20.42	(3)		
	451	YAMASAKI Kengo		46.16	(4)				
5		AUS - Australia	7	0.197					3:08.82
	14	DEWHURST Ian		47.5	(5)				
	19	LYNCH Mathew		46.1	(3)	1:33.64	(4)		
	12	CAREW Alexander		46.84	(4)	2:20.48	(4)		
	15	GAMBLE Tom		48.34	(6)				
6		BOT - Botswana	2	0.175					3:15.75
	72	MOTUKISI Keene Charles		48.7	(8)				
	67	DAVID Busang Siyane		48.9	(8)	1:37.61	(8)		
	69	LAGAMANG Daniel		48.95	(7)	2:26.56	(8)		
	66	BOLELE Mothusi		49.19	(7)				
		RUS - Russian Federation	6	0.196					DQ R 32.2a, c
	752	DYLDIN Maksim		45.7	(1)				
	747	BURIAK Dmitrii		45.7	(2)	1:31.47	(1)		
	762	KASHEFRAZOV Radel		46.73	(3)	2:18.20	(1)		
	777	KRASNOV Vladimir		45.50	(3)				
		UGA - Uganda	1	0.316					DQ R 170.7
	1025	TUGUMISIRIZE Emmanuel		46.1	(2)				
	1013	ANYWAR Johnson		48.3	(7)	1:34.44	(7)		
	1018	MWIDU Noah Samuel		49.23	(8)	2:23.67	(7)		
	1014	BINGI Daniel		49.59	(8)				



Results
Результаты

REVISED
26 JUN 23:54

Weather conditions

Temperature: 26 °C Humidity: 36 % Conditions: Sunny

Note:

IAAF Rule 32.2c - Evading, Refusing or Failing to submit to Sample Collection – by the Court of Arbitration for Sport (CAS)
IAAF Rule 32.2a - Presence of the prohibited substance Dehydrochloromethyltestosterone in his doping sample – by the Russian Anti-Doping Agency
IAAF Rule 170.7 - passing the baton outside the takeover zone (early / late takeover)

Legend

DQ Disqualified

Timing and Results provided by  TISSOT



Result Book

27th Summer Universiade in Kazan 2013



Athletics

Men's Team Half Marathon





Medallists - Team

Медалисты - Команды

As of FRI 12 JUL 2013

Medal	Ctry	Name
GOLD	RSA - South Africa	MZAZI Sibabalwe Gladwin MOKOKA Stephen ZAMKELE Xolisane
SILVER	JPN - Japan	NAKAMURA Shogo YAMAGISHI Hiroki HATTORI Shota EBINA Toshikatsu SHITARA Yuta
BRONZE	RUS - Russian Federation	LEYMAN Andrey RYBAKOV Anatoly APLACHKIN Artem CHECHUN Iurii PISHCHALOV Evgeniy



Result Book

27th Summer Universiade in Kazan 2013



Athletics

Men's Decathlon






Final Results

Промежуточные результаты

DECATHLON UNIVERSIADE RECORD **8380 ŠEBRLE Roman** CZE Catania (ITA) 30 AUG 1997

Rank	Bib	Name	Ctry code	100m	LJ	SP	HJ	400m	110H	DT	PV	JT	1K5	Points	Points Behind Leader	
1	49	VAN DER PLAETSEN Thomas	BEL	11.12 (+0.1) 834 (3)	7.80 (+0.5) 1010 (1)	13.48 697 (8)	2.07 868 (2)	49.36 844 (3)	14.77 (+0.3) 878 (2)	38.74 639 (8)	5.30 1004 (1)	62.43 774 (5)	4:50.48 616 (6)	8164		
2	830	SVIRIDOV Sergey	RUS	11.03 (-0.5) 854 (1)	7.26 (-0.4) 876 (3)	14.23 742 (6)	2.01 813 (3)	49.31 847 (2)	15.43 (+0.3) 798 (6)	47.06 809 (2)	4.50 760 (4)	64.59 807 (3)	4:47.69 633 (5)	7939	225	
3	641	NEWDICK Brent	NZL	11.36 (-0.5) 782 (8)	7.19 (-0.5) 859 (4)	13.73 712 (7)	1.98 785 (5)	51.19 761 (8)	15.60 (+0.3) 778 (8)	44.04 747 (4)	4.70 819 (2)	59.18 726 (6)	4:46.21 642 (4)	7611	553	
4	632	RISE Lars Vikan	NOR	11.49 (-0.5) 755 (10)	6.85 (-0.1) 778 (9)	15.33 810 (2)	1.98 785 (5)	50.55 789 (5)	16.14 (+0.3) 717 (10)	42.05 706 (6)	4.00 617 (8)	68.98 874 (1)	4:36.90 700 (1)	7531	633	
5	313	GILDE Maximilian	GER	11.23 (-0.5) 810 (4)	7.41 (+0.5) 913 (2)	13.24 682 (10)	1.83 653 (11)	50.11 810 (4)	14.92 (-0.3) 859 (3)	37.17 607 (9)	4.70 819 (2)	58.89 721 (7)	4:44.85 650 (3)	7524	640	
6	503	JANSONS Janis	LAT	11.07 (+0.1) 845 (2)	7.00 (-2.0) 814 (7)	14.39 752 (5)	2.10 896 (1)	51.66 740 (9)	14.55 (-0.3) 905 (1)	44.66 760 (3)	4.20 673 (5)	44.81 512 (8)	5:21.11 444 (9)	7341	823	
7	571	GARIBAY CASTANON Roman	MEX	11.35 (+0.1) 784 (7)	6.72 (-1.0) 748 (11)	13.40 692 (9)	1.89 705 (7)	50.64 785 (6)	15.43 (-0.3) 798 (6)	40.41 673 (7)	4.20 673 (5)	66.01 829 (2)	4:44.41 653 (2)	7340	824	
8	84	ARBOUR Patrick	CAN	11.63 (+0.1) 725 (11)	6.74 (-1.6) 753 (10)	14.57 763 (4)	1.89 705 (7)	53.00 682 (10)	15.29 (-0.3) 815 (5)	47.64 821 (1)	4.20 673 (5)	63.34 788 (4)	5:08.00 515 (8)	7240	924	
9	624	HOLMBERG Henrik Johan	NOR	11.32 (-0.5) 791 (6)	6.95 (+0.7) 802 (8)	12.02 608 (11)	2.01 813 (3)	49.23 850 (1)	15.74 (-0.3) 762 (9)	35.75 579 (10)	3.80 562 (9)	43.34 491 (9)	4:54.47 592 (7)	6850	1314	
	764	KHARLAMOV Vasilyi	RUS	11.42 (+0.1) 769 (9)	7.07 (-1.6) 830 (6)	14.70 771 (3)	1.89 705 (7)	50.70 783 (7)	14.94 (-0.3) 857 (4)	42.76 721 (5)	NM 0	DNS		DNF		
	320	KNOBEL Jan	GER	11.26 (-0.5) 804 (5)	7.17 (-0.6) 854 (5)	16.00 851 (1)	1.86 679 (10)	DNS							DNF	

Legend			
DNF	Did not Finish	DNS	Did not Start
HJ	High Jump	JT	Javelin Throw
PB	Personal Best	Prog.	Progressive
SB	Season Best	SP	Shot Put
		DT	Discus Throw
		LJ	Long jump
		Pts	Points
		H	Hurdles
		NM	No Mark
		PV	Pole Vault

Timing and Results provided by  **TISSOT**



Medallists

Медалисты

As of TUE 9 JUL 2013

Medal	Name	Ctry
GOLD	VAN DER PLAETSEN Thomas	BEL - Belgium
SILVER	SVIRIDOV Sergey	RUS - Russian Federation
BRONZE	NEWDICK Brent	NZL - New Zealand



Result Book

27th Summer Universiade in Kazan 2013



Athletics

Men's Decathlon 100m





Start list

Стартовый список

DECATHLON UNIVERSIADE RECORD	8380	ŠEBRLE Roman	CZE	Catania (ITA)	30 AUG 1997
------------------------------	------	--------------	-----	---------------	-------------

DEC. HEAT 1 Start Time: 9:30

Lane	Bib	Name	Ctry code	Date of Birth	PB	SB	Result	Rank
3	571	GARIBAY CASTANON Roman	MEX	30 OCT 1988				
4	84	ARBOUR Patrick	CAN	17 MAR 1988				
5	764	KHARLAMOV Vasilyi	RUS	8 JAN 1986				
6	503	JANSONS Janis	LAT	25 MAY 1990				
7	49	VAN DER PLAETSEN Thomas	BEL	24 DEC 1990				

DEC. HEAT 2 Start Time: 9:35

Lane	Bib	Name	Ctry code	Date of Birth	PB	SB	Result	Rank
2	320	KNOBEL Jan	GER	16 JAN 1989				
3	313	GILDE Maximilian	GER	5 JAN 1990				
4	632	RISE Lars Vikan	NOR	23 NOV 1988				
5	641	NEWDICK Brent	NZL	31 JAN 1985				
6	624	HOLMBERG Henrik Johan	NOR	23 SEP 1989				
7	830	SVIRIDOV Sergey	RUS	20 OCT 1990				

Scoring Table

Performance	Points	Performance	Points	Performance	Points	Performance	Points	Performance	Points
9.40	1249	9.89	1123	10.40	999	10.94	874	11.52	748
9.50	1223	9.99	1099	10.50	975	11.05	850	11.64	723
9.59	1200	10.09	1074	10.61	949	11.16	825	11.76	699
9.69	1174	10.19	1049	10.72	924	11.28	799	11.88	675
9.79	1149	10.29	1025	10.83	899	11.40	774	12.01	649



Results

Результаты

DECATHLON UNIVERSIADE RECORD	8380	ŠEBRLE Roman	CZE	Catania (ITA)	30 AUG 1997
WORLD BEST	10.21	EATON Ashton	USA	Eugene, OR (USA)	22 JUN 2012

DEC. HEAT 1 Start Time: 9:30 Wind: +0.1 m/s

Rank	Bib	Name	Ctry code	Date of Birth	Lane	Reaction time	Result	Points
1	503	JANSONS Janis	LAT	25 MAY 1990	6	0.163 F ¹	11.07	845
2	49	VAN DER PLAETSEN Thomas	BEL	24 DEC 1990	7	0.216	11.12	834
3	571	GARIBAY CASTANON Roman	MEX	30 OCT 1988	3	0.196	11.35	784
4	764	KHARLAMOV Vasilyi	RUS	8 JAN 1986	5	0.193	11.42	769
5	84	ARBOUR Patrick	CAN	17 MAR 1988	4	0.198	11.63	725

DEC. HEAT 2 Start Time: 9:35 Wind: -0.5 m/s

Rank	Bib	Name	Ctry code	Date of Birth	Lane	Reaction time	Result	Points
1	830	SVIRIDOV Sergey	RUS	20 OCT 1990	7	0.205 F ¹	11.03	854
2	313	GILDE Maximilian	GER	5 JAN 1990	3	0.172	11.23	810
3	320	KNOBEL Jan	GER	16 JAN 1989	2	0.225	11.26	804
4	624	HOLMBERG Henrik Johan	NOR	23 SEP 1989	6	0.229	11.32	791
5	641	NEWDICK Brent	NZL	31 JAN 1985	5	0.158	11.36	782
6	632	RISE Lars Vikan	NOR	23 NOV 1988	4	0.181	11.49	755

Weather conditions at the beginning of the 1st heat

Temperature: 26 °C Humidity: 54 % Conditions: Sunny

Legend

Fn False start

Timing and Results provided by  TISSOT



Start list

Стартовый список

CHAMPIONSHIP RECORD	8380	ŠEBRLE Roman	CZE	Catania (ITA)	30 AUG 1997
----------------------------	-------------	---------------------	------------	----------------------	--------------------

Lane	Bib	Name	Ctry code	PB	SB	Points	Place	Points Behind Leader	Result	Rank
3	571	GARIBAY CASTANON Roman	MEX							
4	84	ARBOUR Patrick	CAN							
5	764	KHARLAMOV Vasilyi	RUS							
6	503	JANSONS Janis	LAT							
7	49	VAN DER PLAETSEN Thomas	BEL							

Scoring Table									
Performance	Points	Performance	Points	Performance	Points	Performance	Points	Performance	Points
9.40	1249	9.89	1123	10.40	999	10.94	874	11.52	748
9.50	1223	9.99	1099	10.50	975	11.05	850	11.64	723
9.59	1200	10.09	1074	10.61	949	11.16	825	11.76	699
9.69	1174	10.19	1049	10.72	924	11.28	799	11.88	675
9.79	1149	10.29	1025	10.83	899	11.40	774	12.01	649

Note:
Points, Place and Points Behind Leader are shown only for the final event

Legend
PB Personal Best **Pts** Points **SB** Season Best

Timing and Results provided by  **TISSOT**



Results

Результаты

DECATHLON UNIVERSIADE RECORD	8380	ŠEBRLE Roman	CZE	Catania (ITA)	30 AUG 1997
WORLD BEST	10.21	EATON Ashton	USA	Eugene, OR (USA)	22 JUN 2012

Wind: +0.1m/s

Rank	Bib	Name	Ctry code	Lane	Reaction time	Result	Points (Tot. Pts)
1	503	JANSONS Janis	LAT	6	0.163 F ¹	11.07	845 (845)
2	49	VAN DER PLAETSEN Thomas	BEL	7	0.216	11.12	834 (834)
3	571	GARIBAY CASTANON Roman	MEX	3	0.196	11.35	784 (784)
4	764	KHARLAMOV Vasilyi	RUS	5	0.193	11.42	769 (769)
5	84	ARBOUR Patrick	CAN	4	0.198	11.63	725 (725)


Weather conditions

Temperature: 26 °C Humidity: 54 % Conditions: Sunny

Legend

Fn False start

Tot. Pts Total Points

Timing and Results provided by  **TISSOT**



Start list

Стартовый список

DECATHLON UNIVERSIADE RECORD	8380	ŠEBRLE Roman	CZE	Catania (ITA)	30 AUG 1997
------------------------------	------	--------------	-----	---------------	-------------

Lane	Bib	Name	Ctry code	PB	SB	Points	Place	Points Behind Leader	Result	Rank
2	320	KNOBEL Jan	GER							
3	313	GILDE Maximilian	GER							
4	632	RISE Lars Vikan	NOR							
5	641	NEWDICK Brent	NZL							
6	624	HOLMBERG Henrik Johan	NOR							
7	830	SVIRIDOV Sergey	RUS							

Performance	Points	Performance	Points	Performance	Points	Performance	Points	Performance	Points
9.40	1249	9.89	1123	10.40	999	10.94	874	11.52	748
9.50	1223	9.99	1099	10.50	975	11.05	850	11.64	723
9.59	1200	10.09	1074	10.61	949	11.16	825	11.76	699
9.69	1174	10.19	1049	10.72	924	11.28	799	11.88	675
9.79	1149	10.29	1025	10.83	899	11.40	774	12.01	649

Note:
Points, Place and Points Behind Leader are shown only for the final event

Legend
PB Personal Best Pts Points SB Season Best

Timing and Results provided by  TISSOT



Results

Результаты

DECATHLON UNIVERSIADE RECORD	8380	ŠEBRLE Roman	CZE	Catania (ITA)	30 AUG 1997
WORLD BEST	10.21	EATON Ashton	USA	Eugene, OR (USA)	22 JUN 2012

Wind: -0.5m/s

Rank	Bib	Name	Ctry code	Lane	Reaction time	Result	Points (Tot. Pts)
1	830	SVIRIDOV Sergey	RUS	7	0.205 F ¹	11.03	854 (854)
2	313	GILDE Maximilian	GER	3	0.172	11.23	810 (810)
3	320	KNOBEL Jan	GER	2	0.225	11.26	804 (804)
4	624	HOLMBERG Henrik Johan	NOR	6	0.229	11.32	791 (791)
5	641	NEWDICK Brent	NZL	5	0.158	11.36	782 (782)
6	632	RISE Lars Vikan	NOR	4	0.181	11.49	755 (755)


Weather conditions

Temperature: 26 °C Humidity: 54 % Conditions: Sunny

Legend

Fn False start

Tot. Pts Total Points

Timing and Results provided by  **TISSOT**



Result Book

27th Summer Universiade in Kazan 2013



Athletics

Men's Decathlon Long Jump





Start list

Стартовый список

DECATHLON UNIVERSIADE RECORD	8380	ŠEBRLE Roman	CZE	Catania (ITA)	30 AUG 1997
------------------------------	------	--------------	-----	---------------	-------------

Order	Bib	Name	Ctry code	Date of Birth	PB	SB	1	2	3	Result	Rank
1	49	VAN DER PLAETSEN Thomas	BEL	24 DEC 1990							
2	84	ARBOUR Patrick	CAN	17 MAR 1988							
3	624	HOLMBERG Henrik Johan	NOR	23 SEP 1989							
4	320	KNOBEL Jan	GER	16 JAN 1989							
5	641	NEWDICK Brent	NZL	31 JAN 1985							
6	313	GILDE Maximilian	GER	5 JAN 1990							
7	830	SVIRIDOV Sergey	RUS	20 OCT 1990							
8	632	RISE Lars Vikan	NOR	23 NOV 1988							
9	571	GARIBAY CASTANON Roman	MEX	30 OCT 1988							
10	503	JANSONS Janis	LAT	25 MAY 1990							
11	764	KHARLAMOV Vasily	RUS	8 JAN 1986							

Scoring Table

Performance	Points	Performance	Points	Performance	Points	Performance	Points	Performance	Points
8.72	1250	8.25	1125	7.76	1000	7.25	874	6.73	750
8.62	1223	8.15	1099	7.66	975	7.15	850	6.62	725
8.53	1199	8.05	1073	7.56	950	7.04	823	6.51	700
8.44	1175	7.95	1048	7.46	925	6.94	799	6.40	675
8.34	1149	7.86	1025	7.35	898	6.83	774	6.29	650



Results

Результаты

DECATHLON UNIVERSIADE RECORD	8380 ŠEBRLE Roman	CZE	Catania (ITA)	30 AUG 1997
WORLD BEST	8.23m EATON Ashton	USA	Eugene, OR (USA)	22 JUN 2012

Rank	Bib	Name	Ctry code	Date of Birth	SB	1	2	3	Result Wind	Points (Tot. Pts)
1	49	VAN DER PLAETSEN Thomas	BEL	24 DEC 1990		7.80 +0.5	x +0.5	-	7.80 +0.5	1010 (1844)
2	313	GILDE Maximilian	GER	5 JAN 1990		7.41 +0.5	7.34 -0.4	7.12 -1.4	7.41 +0.5	913 (1723)
3	830	SVIRIDOV Sergey	RUS	20 OCT 1990		7.10 -0.1	7.23 -0.7	7.26 -0.4	7.26 -0.4	876 (1730)
4	641	NEWDICK Brent	NZL	31 JAN 1985		7.17 +0.2	7.19 -0.5	x -1.5	7.19 -0.5	859 (1641)
5	320	KNOBEL Jan	GER	16 JAN 1989		x +0.4	x -1.4	7.17 -0.6	7.17 -0.6	854 (1658)
6	764	KHARLAMOV Vasily	RUS	8 JAN 1986		x +0.1	6.92 -1.6	7.07 -1.6	7.07 -1.6	830 (1599)
7	503	JANSONS Janis	LAT	25 MAY 1990		x -0.2	x -0.5	7.00 -2.0	7.00 -2.0	814 (1659)
8	624	HOLMBERG Henrik Johan	NOR	23 SEP 1989		6.95 +0.7	6.94 -0.8	x -1.1	6.95 +0.7	802 (1593)
9	632	RISE Lars Vikan	NOR	23 NOV 1988		6.85 -0.1	6.54 +0.2	6.73 0.0	6.85 -0.1	778 (1533)
10	84	ARBOUR Patrick	CAN	17 MAR 1988		x -0.3	6.74 -1.6	6.68 -1.5	6.74 -1.6	753 (1478)
11	571	GARIBAY CASTANON Roman	MEX	30 OCT 1988		6.57 -0.1	6.72 -1.0	6.47 -1.1	6.72 -1.0	748 (1532)

Weather conditions

Temperature: 27 °C Humidity: 40 % Conditions: Partly cloudy

Legend

- Pass x Failure

Timing and Results provided by  TISSOT



Result Book

27th Summer Universiade in Kazan 2013



Athletics

Men's Decathlon Shot Put





Start list

Стартовый список

CHAMPIONSHIP RECORD	8380 ŠEBRLE Roman	CZE	Catania (ITA)	30 AUG 1997
---------------------	-------------------	-----	---------------	-------------

Order	Bib	Name	Ctry code	Date of Birth	PB	SB	1	2	3	Result	Rank
1	641	NEWDICK Brent	NZL	31 JAN 1985							
2	624	HOLMBERG Henrik Johan	NOR	23 SEP 1989							
3	764	KHARLAMOV Vasilyi	RUS	8 JAN 1986							
4	632	RISE Lars Vikan	NOR	23 NOV 1988							
5	84	ARBOUR Patrick	CAN	17 MAR 1988							
6	830	SVIRIDOV Sergey	RUS	20 OCT 1990							
7	49	VAN DER PLAETSEN Thomas	BEL	24 DEC 1990							
8	320	KNOBEL Jan	GER	16 JAN 1989							
9	571	GARIBAY CASTANON Roman	MEX	30 OCT 1988							
10	503	JANSONS Janis	LAT	25 MAY 1990							
11	313	GILDE Maximilian	GER	5 JAN 1990							

Scoring Table

Performance	Points	Performance	Points	Performance	Points	Performance	Points	Performance	Points
22.40	1250	20.41	1125	18.40	1000	16.39	875	14.36	750
22.01	1225	20.01	1100	18.00	975	15.98	850	13.95	725
21.61	1200	19.61	1075	17.60	950	15.58	825	13.54	700
21.21	1175	19.21	1050	17.19	925	15.17	800	13.13	675
20.81	1150	18.81	1025	16.79	900	14.76	775	12.72	650



Start list

Стартовый список

DECATHLON UNIVERSIADE RECORD	8380	ŠEBRLE Roman	CZE	Catania (ITA)	30 AUG 1997
------------------------------	------	--------------	-----	---------------	-------------

Order	Bib	Name	Ctry code	Date of Birth	PB	SB	1	2	3	Result	Rank
1	641	NEWDICK Brent	NZL	31 JAN 1985							
2	624	HOLMBERG Henrik Johan	NOR	23 SEP 1989							
3	764	KHARLAMOV Vasilyi	RUS	8 JAN 1986							
4	632	RISE Lars Vikan	NOR	23 NOV 1988							
5	84	ARBOUR Patrick	CAN	17 MAR 1988							
6	830	SVIRIDOV Sergey	RUS	20 OCT 1990							
7	49	VAN DER PLAETSEN Thomas	BEL	24 DEC 1990							
8	320	KNOBEL Jan	GER	16 JAN 1989							
9	571	GARIBAY CASTANON Roman	MEX	30 OCT 1988							
10	503	JANSONS Janis	LAT	25 MAY 1990							
11	313	GILDE Maximilian	GER	5 JAN 1990							

Scoring Table

Performance	Points	Performance	Points	Performance	Points	Performance	Points	Performance	Points
22.40	1250	20.41	1125	18.40	1000	16.39	875	14.36	750
22.01	1225	20.01	1100	18.00	975	15.98	850	13.95	725
21.61	1200	19.61	1075	17.60	950	15.58	825	13.54	700
21.21	1175	19.21	1050	17.19	925	15.17	800	13.13	675
20.81	1150	18.81	1025	16.79	900	14.76	775	12.72	650



Results

Результаты

DECATHLON UNIVERSIADE RECORD	8380	ŠEBRLE Roman	CZE	Catania (ITA)	30 AUG 1997
WORLD BEST	19.17m	HUBACHER Edy	SUI	Bern (SUI)	5 OCT 1969


Rank	Bib	Name	Ctry code	1	2	3	Result	Points (Tot. Pts)
1	320	KNOBEL Jan	GER	15.29	15.74	16.00	16.00	851 (2509)
2	632	RISE Lars Vikan	NOR	15.05	14.76	15.33	15.33	810 (2343)
3	764	KHARLAMOV Vasilyi	RUS	14.58	x	14.70	14.70	771 (2370)
4	84	ARBOUR Patrick	CAN	14.01	14.57	x	14.57	763 (2241)
5	503	JANSONS Janis	LAT	13.81	14.39	x	14.39	752 (2411)
6	830	SVIRIDOV Sergey	RUS	14.23	14.21	14.06	14.23	742 (2472)
7	641	NEWDICK Brent	NZL	13.22	12.94	13.73	13.73	712 (2353)
8	49	VAN DER PLAETSEN Thomas	BEL	13.35	12.24	13.48	13.48	697 (2541)
9	571	GARIBAY CASTANON Roman	MEX	13.40	x	13.30	13.40	692 (2224)
10	313	GILDE Maximilian	GER	12.36	12.77	13.24	13.24	682 (2405)
11	624	HOLMBERG Henrik Johan	NOR	x	x	12.02	12.02	608 (2201)

Weather conditions

Temperature: 25 °C Humidity: 54 % Conditions: Partly cloudy

Legend

- Pass x Failure

Timing and Results provided by  **TISSOT**



Result Book

27th Summer Universiade in Kazan 2013



Athletics

Men's Decathlon High Jump





Start list

Стартовый список

DECATHLON UNIVERSIADE RECORD	8380 ŠEBRLE Roman	CZE	Catania (ITA)	30 AUG 1997
------------------------------	-------------------	-----	---------------	-------------

Order	Bib	Name	Ctry code	Date of Birth	PB	SB	1.71	1.74	1.77	1.80	1.83	1.86	1.89	Result	Rank
							1.92	1.95	1.98	2.01	2.04	2.07	2.10		
1	313	GILDE Maximilian	GER	5 JAN 1990											
2	764	KHARLAMOV Vasilyi	RUS	8 JAN 1986											
3	830	SVIRIDOV Sergey	RUS	20 OCT 1990											
4	641	NEWDICK Brent	NZL	31 JAN 1985											
5	320	KNOBEL Jan	GER	16 JAN 1989											
6	632	RISE Lars Vikan	NOR	23 NOV 1988											
7	624	HOLMBERG Henrik Johan	NOR	23 SEP 1989											
8	571	GARIBAY CASTANON Roman	MEX	30 OCT 1988											
9	503	JANSONS Janis	LAT	25 MAY 1990											
10	49	VAN DER PLAETSEN Thomas	BEL	24 DEC 1990											
11	84	ARBOUR Patrick	CAN	17 MAR 1988											

Scoring Table

Performance	Points	Performance	Points	Performance	Points	Performance	Points	Performance	Points
2.45	1244	2.33	1121	2.20	992	2.07	868	1.94	749
2.43	1223	2.30	1091	2.18	973	2.05	850	1.91	723
2.40	1192	2.28	1071	2.15	944	2.02	822	1.88	696
2.38	1172	2.25	1041	2.13	925	1.99	794	1.85	670
2.35	1141	2.23	1021	2.10	896	1.96	767	1.82	644



Results

Результаты

DECATHLON UNIVERSIADE RECORD	8380	ŠEBRLE Roman	CZE	Catania (ITA)	30 AUG 1997
WORLD BEST	2.27m	BEILSCHMIDT Rolf	GDR	Jena (GDR)	1 OCT 1977
WORLD BEST	2.27m	SCHENK Christian	GDR	Seoul (KOR)	28 SEP 1988


Rank	Bib	Name	Ctry code	Date of Birth	SB	1.71	1.74	1.77	1.80	1.83	1.86	1.89	Result	Points (Tot. Pts)
						1.92	1.95	1.98	2.01	2.04	2.07	2.10		
1	503	JANSONS Janis	LAT	25 MAY 1990		-	-	-	-	-	-	o	2.10	896 (3307)
						o	o	o	o	xxo	xxo	o		
						xxx								
2	49	VAN DER PLAETSEN Thomas	BEL	24 DEC 1990		-	-	-	-	-	-	-	2.07	868 (3409)
						-	o	-	o	o	xo	xxx		
3	624	HOLMBERG Henrik Johan	NOR	23 SEP 1989		-	-	-	-	-	-	xo	2.01	813 (3014)
						o	xo	o	xxo	xxx				
4	830	SVIRIDOV Sergey	RUS	20 OCT 1990		-	-	-	-	-	o	xo	2.01	813 (3285)
						o	xo	xxo	xxo	r				
5	641	NEWDICK Brent	NZL	31 JAN 1985		-	-	-	o	-	o	o	1.98	785 (3138)
						xo	o	xxo	xxx					
6	632	RISE Lars Vikan	NOR	23 NOV 1988		-	-	-	-	o	-	o	1.98	785 (3128)
						xxo	o	xxo	xxx					
7	84	ARBOUR Patrick	CAN	17 MAR 1988		-	-	-	o	xo	o	o	1.89	705 (2946)
						xxx								
7	571	GARIBAY CASTANON Roman	MEX	30 OCT 1988		-	o	-	o	xo	o	o	1.89	705 (2929)
						xxx								
9	764	KHARLAMOV Vasilyi	RUS	8 JAN 1986		-	-	-	-	o	o	xo	1.89	705 (3075)
						xxx								
10	320	KNOBEL Jan	GER	16 JAN 1989		-	-	-	-	o	o	xxx	1.86	679 (3188)
11	313	GILDE Maximilian	GER	5 JAN 1990		-	-	-	xo	o	xxx		1.83	653 (3058)

Weather conditions

Temperature: 20 °C Humidity: 94 % Conditions: Showers

Legend

- Pass o Clearance x Failure

Timing and Results provided by  TISSOT



Result Book

27th Summer Universiade in Kazan 2013



Athletics

Men's Decathlon 400m





Start list

Стартовый список

DECATHLON UNIVERSIADE RECORD	8380	ŠEBRLE Roman	CZE	Catania (ITA)	30 AUG 1997
------------------------------	------	--------------	-----	---------------	-------------

DEC. HEAT 1 Start Time: 21:30

Lane	Bib	Name	Ctry code	Date of Birth	PB	SB	Result	Rank
2	641	NEWDICK Brent	NZL	31 JAN 1985				
3	764	KHARLAMOV Vasilyi	RUS	8 JAN 1986				
4	830	SVIRIDOV Sergey	RUS	20 OCT 1990				
5	632	RISE Lars Vikan	NOR	23 NOV 1988				
6	624	HOLMBERG Henrik Johan	NOR	23 SEP 1989				

DEC. HEAT 2 Start Time: 21:37

Lane	Bib	Name	Ctry code	Date of Birth	PB	SB	Result	Rank
2	49	VAN DER PLAETSEN Thomas	BEL	24 DEC 1990				
3	320	KNOBEL Jan	GER	16 JAN 1989				
4	571	GARIBAY CASTANON Roman	MEX	30 OCT 1988				
5	313	GILDE Maximilian	GER	5 JAN 1990				
6	503	JANSONS Janis	LAT	25 MAY 1990				
7	84	ARBOUR Patrick	CAN	17 MAR 1988				

Scoring Table

Performance	Points	Performance	Points	Performance	Points	Performance	Points	Performance	Points
41.46	1250	43.75	1125	46.16	1000	48.71	875	51.42	750
41.91	1225	44.22	1100	46.66	975	49.24	850	51.99	725
42.37	1200	44.70	1075	47.16	950	49.77	825	52.57	700
42.82	1175	45.18	1050	47.67	925	50.31	800	53.15	675
43.29	1150	45.67	1025	48.19	900	50.86	775	53.74	650



Results

Результаты

DECATHLON UNIVERSIADE RECORD	8380	ŠEBRLE Roman	CZE	Catania (ITA)	30 AUG 1997
WORLD BEST	45.68	TOOMEY Bill	USA	Mexico City (MEX)	18 OCT 1968

DEC. HEAT 1 Start Time: 21:30

Rank	Bib	Name	Ctry code	Date of Birth	Lane	Reaction time	Result	Points
1	624	HOLMBERG Henrik Johan	NOR	23 SEP 1989	6	0.201	49.23	850
2	830	SVIRIDOV Sergey	RUS	20 OCT 1990	4	0.181	49.31	847
3	632	RISE Lars Vikan	NOR	23 NOV 1988	5	0.166	50.55	789
4	764	KHARLAMOV Vasilyi	RUS	8 JAN 1986	3	0.177	50.70	783
5	641	NEWDICK Brent	NZL	31 JAN 1985	2	0.148	51.19	761

DEC. HEAT 2 Start Time: 21:37


Rank	Bib	Name	Ctry code	Date of Birth	Lane	Reaction time	Result	Points
1	49	VAN DER PLAETSEN Thomas	BEL	24 DEC 1990	2	0.189	49.36	844
2	313	GILDE Maximilian	GER	5 JAN 1990	5	0.177	50.11	810
3	571	GARIBAY CASTANON Roman	MEX	30 OCT 1988	4	0.154	50.64	785
4	503	JANSONS Janis	LAT	25 MAY 1990	6	0.174	51.66	740
5	84	ARBOUR Patrick	CAN	17 MAR 1988	7	0.206	53.00	682
	320	KNOBEL Jan	GER	16 JAN 1989	3		DNS	

Weather conditions at the beginning of the 1st heat

Temperature: 19 °C Humidity: 89 % Conditions: Partly cloudy

Legend

DNS Did not Start Fn False start

Timing and Results provided by  TISSOT



Results

Результаты

DECATHLON UNIVERSIADE RECORD	8380	ŠEBRLE Roman	CZE	Catania (ITA)	30 AUG 1997
WORLD BEST	45.68	TOOMEY Bill	USA	Mexico City (MEX)	18 OCT 1968


Rank	Bib	Name	Ctry code	Lane	Reaction time	Result	Points (Tot. Pts)
1	624	HOLMBERG Henrik Johan	NOR	6	0.201	49.23	850 (3864)
2	830	SVIRIDOV Sergey	RUS	4	0.181	49.31	847 (4132)
3	632	RISE Lars Vikan	NOR	5	0.166	50.55	789 (3917)
4	764	KHARLAMOV Vasilyi	RUS	3	0.177	50.70	783 (3858)
5	641	NEWDICK Brent	NZL	2	0.148	51.19	761 (3899)

Weather conditions

Temperature: 19 °C Humidity: 89 % Conditions: Partly cloudy

Legend

Fn False start **Tot. Pts** Total Points

Timing and Results provided by  **TISSOT**



Results

Результаты

DECATHLON UNIVERSIADE RECORD	8380	ŠEBRLE Roman	CZE	Catania (ITA)	30 AUG 1997
WORLD BEST	45.68	TOOMEY Bill	USA	Mexico City (MEX)	18 OCT 1968


Rank	Bib	Name	Ctry code	Lane	Reaction time	Result	Points (Tot. Pts)
1	49	VAN DER PLAETSEN Thomas	BEL	2	0.189	49.36	844 (4253)
2	313	GILDE Maximilian	GER	5	0.177	50.11	810 (3868)
3	571	GARIBAY CASTANON Roman	MEX	4	0.154	50.64	785 (3714)
4	503	JANSONS Janis	LAT	6	0.174	51.66	740 (4047)
5	84	ARBOUR Patrick	CAN	7	0.206	53.00	682 (3628)
	320	KNOBEL Jan	GER	3		DNS	

Weather conditions

Temperature: 19 °C Humidity: 89 % Conditions: Partly cloudy

Legend

DNS Did not Start Fn False start Tot. Pts Total Points

Timing and Results provided by  TISSOT



Result Book

27th Summer Universiade in Kazan 2013



Athletics

Men's Decathlon 110m Hurdles





Results

Результаты

DECATHLON UNIVERSIADE RECORD	8380	ŠEBRLE Roman	CZE	Catania (ITA)	30 AUG 1997
WORLD BEST	13.35	EATON Ashton	USA	Eugene, OR (USA)	4 JUN 2011

DEC. HEAT 1

Start Time: 9:00

Wind: +0.3 m/s

Rank	Bib	Name	Ctry code	Date of Birth	Lane	Reaction time	Result	Points
1	49	VAN DER PLAETSEN Thomas	BEL	24 DEC 1990	6	0.176	14.77	878
2	830	SVIRIDOV Sergey	RUS	20 OCT 1990	4	0.180	15.43	798
3	641	NEWDICK Brent	NZL	31 JAN 1985	7	0.146	15.60	778
4	632	RISE Lars Vikan	NOR	23 NOV 1988	3	0.179	16.14	717
	320	KNOBEL Jan	GER	16 JAN 1989	5		DNS	

DEC. HEAT 2

Start Time: 9:06

Wind: -0.3 m/s


Rank	Bib	Name	Ctry code	Date of Birth	Lane	Reaction time	Result	Points
1	503	JANSONS Janis	LAT	25 MAY 1990	2	0.162	14.55	905
2	313	GILDE Maximilian	GER	5 JAN 1990	5	0.163	14.92	859
3	764	KHARLAMOV Vasilyi	RUS	8 JAN 1986	7	0.164	14.94	857
4	84	ARBOUR Patrick	CAN	17 MAR 1988	4	0.177	15.29	815
5	571	GARIBAY CASTANON Roman	MEX	30 OCT 1988	3	0.155	15.43	798
6	624	HOLMBERG Henrik Johan	NOR	23 SEP 1989	6	0.212	15.74	762

Weather conditions at the beginning of the 1st heat

Temperature: 19 °C Humidity: 89 % Conditions: Partly cloudy

Legend

DNS Did not Start Fn False start

Timing and Results provided by  TISSOT



Results

Результаты

DECATHLON UNIVERSIADE RECORD	8380	ŠEBRLE Roman	CZE	Catania (ITA)	30 AUG 1997
WORLD BEST	13.35	EATON Ashton	USA	Eugene, OR (USA)	4 JUN 2011

Wind: +0.3m/s


Rank	Bib	Name	Ctry code	Lane	Reaction time	Result	Points (Tot. Pts)
1	49	VAN DER PLAETSEN Thomas	BEL	6	0.176	14.77	878 (5131)
2	830	SVIRIDOV Sergey	RUS	4	0.180	15.43	798 (4930)
3	641	NEWDICK Brent	NZL	7	0.146	15.60	778 (4677)
4	632	RISE Lars Vikan	NOR	3	0.179	16.14	717 (4634)
	320	KNOBEL Jan	GER	5		DNS	

Weather conditions

Temperature: 19 °C Humidity: 89 % Conditions: Partly cloudy

Legend

DNS Did not Start Fn False start Tot. Pts Total Points

Timing and Results provided by  TISSOT



Start list

Стартовый список

DECATHLON UNIVERSIADE RECORD	8380	ŠEBRLE Roman	CZE	Catania (ITA)	30 AUG 1997
WORLD BEST	11.35	EATON Ashton	GER	Atlanta, GA (USA)	1 AUG 1996

Lane	Bib	Name	Ctry code	PB	SB	Points	Place	Points Behind Leader	Result	Rank
2	503	JANSONS Janis	LAT							
3	571	GARIBAY CASTANON Roman	MEX							
4	84	ARBOUR Patrick	CAN							
5	313	GILDE Maximilian	GER							
6	624	HOLMBERG Henrik Johan	NOR							
7	764	KHARLAMOV Vasilyi	RUS							

Scoring Table

Performance	Points	Performance	Points	Performance	Points	Performance	Points	Performance	Points
12.00	1249	12.88	1124	13.81	999	14.79	875	15.85	750
12.17	1224	13.06	1099	14.00	975	15.00	850	16.07	725
12.34	1200	13.24	1075	14.19	950	15.21	824	16.30	699
12.52	1175	13.43	1049	14.39	925	15.42	799	16.52	675
12.70	1149	13.62	1024	14.59	900	15.63	775	16.76	650

Note:

Points, Place and Points Behind Leader are shown only for the final event

Legend

PB Personal Best **Pts** Points **SB** Season Best

Timing and Results provided by  **TISSOT**



Results

Результаты

DECATHLON UNIVERSIADE RECORD	8380	ŠEBRLE Roman	CZE	Catania (ITA)	30 AUG 1997
WORLD BEST	13.35	EATON Ashton	USA	Eugene, OR (USA)	4 JUN 2011

Wind: -0.3m/s


Rank	Bib	Name	Ctry code	Lane	Reaction time	Result	Points (Tot. Pts)
1	503	JANSONS Janis	LAT	2	0.162	14.55	905 (4952)
2	313	GILDE Maximilian	GER	5	0.163	14.92	859 (4727)
3	764	KHARLAMOV Vasilyi	RUS	7	0.164	14.94	857 (4715)
4	84	ARBOUR Patrick	CAN	4	0.177	15.29	815 (4443)
5	571	GARIBAY CASTANON Roman	MEX	3	0.155	15.43	798 (4512)
6	624	HOLMBERG Henrik Johan	NOR	6	0.212	15.74	762 (4626)

Weather conditions

Temperature: 19 °C Humidity: 89 % Conditions: Partly cloudy

Legend

Fn False start **Tot. Pts** Total Points

Timing and Results provided by  **TISSOT**



Result Book

27th Summer Universiade in Kazan 2013



Athletics

Men's Decathlon Discus Throw





Start list

Стартовый список

DECATHLON UNIVERSIADE RECORD	8380	ŠEBRLE Roman	CZE	Catania (ITA)	30 AUG 1997
WORLD BEST	55.87m	CLAY Bryan	USA	Carson, CA (USA)	24 JUN 2005

Order	Bib	Name	Ctry code	Date of Birth	PB	SB	1	2	3	Result	Rank
1	764	KHARLAMOV Vasilyi	RUS	8 JAN 1986							
2	571	GARIBAY CASTANON Roman	MEX	30 OCT 1988							
3	503	JANSONS Janis	LAT	25 MAY 1990							
4	49	VAN DER PLAETSEN Thomas	BEL	24 DEC 1990							
5	624	HOLMBERG Henrik Johan	NOR	23 SEP 1989							
6	84	ARBOUR Patrick	CAN	17 MAR 1988							
7	313	GILDE Maximilian	GER	5 JAN 1990							
8	320	KNOBEL Jan	GER	16 JAN 1989							
9	632	RISE Lars Vikan	NOR	23 NOV 1988							
10	641	NEWDICK Brent	NZL	31 JAN 1985							
11	830	SVIRIDOV Sergey	RUS	20 OCT 1990							

Scoring Table

Performance	Points	Performance	Points	Performance	Points	Performance	Points	Performance	Points
67.93	1250	62.09	1125	56.20	1000	50.24	875	44.20	750
66.77	1225	60.92	1100	55.01	975	49.03	850	42.98	725
65.60	1200	59.74	1075	53.82	950	47.83	825	41.75	700
64.43	1175	58.56	1050	52.63	925	46.62	800	40.53	675
63.26	1150	57.38	1025	51.43	900	45.41	775	39.30	650



Results

Результаты

DECATHLON UNIVERSIADE RECORD	8380 ŠEBRLE Roman	CZE	Catania (ITA)	30 AUG 1997
WORLD BEST	55.87m CLAY Bryan	USA	Carson, CA (USA)	24 JUN 2005


Rank	Bib	Name	Ctry code	1	2	3	Result	Points (Tot. Pts)
1	84	ARBOUR Patrick	CAN	x	46.54	47.64	47.64	821 (5264)
2	830	SVIRIDOV Sergey	RUS	x	47.06	x	47.06	809 (5739)
3	503	JANSONS Janis	LAT	43.09	x	44.66	44.66	760 (5712)
4	641	NEWDICK Brent	NZL	44.04	43.83	x	44.04	747 (5424)
5	764	KHARLAMOV Vasilyi	RUS	42.76	42.57	x	42.76	721 (5436)
6	632	RISE Lars Vikan	NOR	42.05	x	x	42.05	706 (5340)
7	571	GARIBAY CASTANON Roman	MEX	40.38	40.30	40.41	40.41	673 (5185)
8	49	VAN DER PLAETSEN Thomas	BEL	x	38.74	38.45	38.74	639 (5770)
9	313	GILDE Maximilian	GER	36.15	37.17	36.16	37.17	607 (5334)
10	624	HOLMBERG Henrik Johan	NOR	34.53	35.75	32.90	35.75	579 (5205)
	320	KNOBEL Jan	GER				DNS	

Weather conditions

Temperature: 21 °C Humidity: 88 % Conditions: Partly cloudy

Legend

- Pass DNS Did not Start x Failure

Timing and Results provided by  **TISSOT**



Result Book

27th Summer Universiade in Kazan 2013



Athletics

Men's Decathlon Pole Vault





Start list

Стартовый список

DECATHLON UNIVERSIADE RECORD	8380	ŠEBRLE Roman	CZE	Catania (ITA)	30 AUG 1997
WORLD BEST	5.76m	LOBINGER Tim	GER	Leverkusen (GER)	16 SEP 1999

Order	Bib	Name	Ctry code	Date of Birth	PB	SB	3.40	3.50	3.60	3.70	3.80	3.90	4.00	Result	Rank
							4.10	4.20	4.30	4.40	4.50	4.60	4.70		
1	313	GILDE Maximilian	GER	5 JAN 1990											
2	49	VAN DER PLAETSEN Thomas	BEL	24 DEC 1990											
3	830	SVIRIDOV Sergey	RUS	20 OCT 1990											
4	571	GARIBAY CASTANON Roman	MEX	30 OCT 1988											
5	624	HOLMBERG Henrik Johan	NOR	23 SEP 1989											
6	764	KHARLAMOV Vasilyi	RUS	8 JAN 1986											
7	632	RISE Lars Vikan	NOR	23 NOV 1988											
8	503	JANSONS Janis	LAT	25 MAY 1990											
9	84	ARBOUR Patrick	CAN	17 MAR 1988											
10	641	NEWDICK Brent	NZL	31 JAN 1985											

Scoring Table

Performance	Points	Performance	Points	Performance	Points	Performance	Points	Performance	Points
6.05	1247	5.67	1122	5.28	998	4.88	874	4.46	748
5.98	1224	5.60	1100	5.20	972	4.80	849	4.38	725
5.90	1198	5.52	1074	5.12	947	4.72	825	4.29	699
5.83	1174	5.44	1048	5.04	923	4.63	799	4.20	673
5.75	1148	5.36	1023	4.96	898	4.55	775	4.11	648



Results
Результаты

REVISED
9 JUL 20:38

DECATHLON UNIVERSIADE RECORD	8380 ŠEBRLE Roman	CZE	Catania (ITA)	30 AUG 1997
WORLD BEST	5.76m LOBINGER Tim	GER	Leverkusen (GER)	16 SEP 1999


Rank	Bib	Name	Ctry code	Date of Birth	SB	3.40	3.50	3.60	3.70	3.80	3.90	4.00	Result	Points (Tot. Pts)
						4.10	4.20	4.30	4.40	4.50	4.60	4.70		
						4.80	4.90	5.00	5.10	5.20	5.30			
1	49	VAN DER PLAETSEN Thomas	BEL	24 DEC 1990		-	-	-	-	-	-	-	5.30	1004 (6774)
2	641	NEWDICK Brent	NZL	31 JAN 1985		XO	-	O	O	XXO	XO		4.70	819 (6243)
3	313	GILDE Maximilian	GER	5 JAN 1990		-	O	-	XO	O	O	XO	4.70	819 (6153)
4	830	SVIRIDOV Sergey	RUS	20 OCT 1990		-	-	-	-	-	-	-	4.50	760 (6499)
5	571	GARIBAY CASTANON Roman	MEX	30 OCT 1988		-	O	-	O	XXO	O	XO	4.20	673 (5858)
6	84	ARBOUR Patrick	CAN	17 MAR 1988		-	-	-	-	-	-	-	4.20	673 (5937)
7	503	JANSONS Janis	LAT	25 MAY 1990		-	-	XO	-	XXO	-	O	4.20	673 (6385)
8	632	RISE Lars Vikan	NOR	23 NOV 1988		-	-	-	-	-	-	XXO	4.00	617 (5957)
9	624	HOLMBERG Henrik Johan	NOR	23 SEP 1989		-	O	XXO	-	XXO	XXX		3.80	562 (5767)
	764	KHARLAMOV Vasilyi	RUS	8 JAN 1986		-	-	-	-	-	-	-	NM	0 (5436)

Weather conditions

Temperature: 21 °C Humidity: 85 % Conditions: Mostly cloudy

Legend

- Pass NM No Mark o Clearance x Failure

Timing and Results provided by  TISSOT



Result Book

27th Summer Universiade in Kazan 2013



Athletics

Men's Decathlon Javelin Throw





Start list

Стартовый список

DECATHLON UNIVERSIADE RECORD	8380	ŠEBRLE Roman	CZE	Catania (ITA)	30 AUG 1997
WORLD BEST	79.80m	BLANK Peter	GER	Emmelshausen (GER)	19 JUL 1992

Order	Bib	Name	Ctry code	Date of Birth	PB	SB	1	2	3	Result	Rank
1	503	JANSONS Janis	LAT	25 MAY 1990							
2	624	HOLMBERG Henrik Johan	NOR	23 SEP 1989							
3	641	NEWDICK Brent	NZL	31 JAN 1985							
4	830	SVIRIDOV Sergey	RUS	20 OCT 1990							
5	313	GILDE Maximilian	GER	5 JAN 1990							
6	632	RISE Lars Vikan	NOR	23 NOV 1988							
7	571	GARIBAY CASTANON Roman	MEX	30 OCT 1988							
8	49	VAN DER PLAETSEN Thomas	BEL	24 DEC 1990							
9	84	ARBOUR Patrick	CAN	17 MAR 1988							
10	764	KHARLAMOV Vasily	RUS	8 JAN 1986							

Scoring Table

Performance	Points	Performance	Points	Performance	Points	Performance	Points	Performance	Points
93.35	1250	85.33	1125	77.24	1000	69.08	875	60.83	750
91.75	1225	83.72	1100	75.62	975	67.44	850	59.17	725
90.15	1200	82.10	1075	73.99	950	65.79	825	57.50	700
88.54	1175	80.48	1050	72.35	925	64.14	800	55.83	675
86.94	1150	78.86	1025	70.72	900	62.49	775	54.16	650



Results

Результаты

DECATHLON UNIVERSIADE RECORD	8380	ŠEBRLE Roman	CZE	Catania (ITA)	30 AUG 1997
WORLD BEST	79.80m	BLANK Peter	GER	Emmelshausen (GER)	19 JUL 1992

Rank	Bib	Name	Ctry code	1	2	3	Result	Points (Tot. Pts)
1	632	RISE Lars Vikan	NOR	61.64	68.98	63.47	68.98	874 (6831)
2	571	GARIBAY CASTANON Roman	MEX	65.18	66.01	64.67	66.01	829 (6687)
3	830	SVIRIDOV Sergey	RUS	x	64.40	64.59	64.59	807 (7306)
4	84	ARBOUR Patrick	CAN	62.96	63.34	61.83	63.34	788 (6725)
5	49	VAN DER PLAETSEN Thomas	BEL	62.33	58.70	62.43	62.43	774 (7548)
6	641	NEWDICK Brent	NZL	52.48	59.18	53.68	59.18	726 (6969)
7	313	GILDE Maximilian	GER	58.89	58.09	56.88	58.89	721 (6874)
8	503	JANSONS Janis	LAT	44.39	x	44.81	44.81	512 (6897)
9	624	HOLMBERG Henrik Johan	NOR	43.34	39.60	x	43.34	491 (6258)
	764	KHARLAMOV Vasilyi	RUS	-			DNS	

Weather conditions

Temperature: 20 °C Humidity: 89 % Conditions: Cloudy

Legend

- Pass DNS Did not Start x Failure

Timing and Results provided by  **TISSOT**



Result Book

27th Summer Universiade in Kazan 2013



Athletics

Men's Decathlon 1500m





Start list

Стартовый список


DECATHLON UNIVERSIADE RECORD	8380 ŠEBRLE Roman	CZE	Catania (ITA)	30 AUG 1997
WORLD BEST	3:58.7 BAKER Robert	USA	Austin, TX (USA)	3 APR 1980

Order	Bib	Name	Ctry code	PB	SB	Points	Place	Points Behind Leader	Result	Rank
1	49	VAN DER PLAETSEN Thomas	BEL			7548	1			
2	830	SVIRIDOV Sergey	RUS			7306	2	242		
3	641	NEWDICK Brent	NZL			6969	3	579		
4	503	JANSONS Janis	LAT			6897	4	651		
5	313	GILDE Maximilian	GER			6874	5	674		
6	632	RISE Lars Vikan	NOR			6831	6	717		
7	84	ARBOUR Patrick	CAN			6725	7	823		
8	571	GARIBAY CASTANON Roman	MEX			6687	8	861		
9	624	HOLMBERG Henrik Johan	NOR			6258	9	1290		

Performance	Points	Performance	Points	Performance	Points	Performance	Points	Performance	Points
3:22.13	1250	3:37.51	1125	3:53.68	1000	4:10.82	875	4:29.12	750
3:25.15	1225	3:40.67	1100	3:57.03	975	4:14.38	850	4:32.95	725
3:28.19	1200	3:43.87	1075	4:00.41	950	4:17.99	825	4:36.83	700
3:31.27	1175	3:47.11	1050	4:03.84	925	4:21.65	800	4:40.78	675
3:34.37	1150	3:50.38	1025	4:07.31	900	4:25.36	775	4:44.80	650

Note:
Points, Place and Points Behind Leader are shown only for the final event

Legend
PB Personal Best **Pts** Points **SB** Season Best

Timing and Results provided by  **TISSOT**



Results

Результаты

DECATHLON UNIVERSIADE RECORD	8380 ŠEBRLE Roman	CZE	Catania (ITA)	30 AUG 1997
WORLD BEST	3:58.7 BAKER Robert	USA	Austin, TX (USA)	3 APR 1980

Rank	Bib	Name	Ctry code	Date of Birth	Order	Result	Points (Tot. Pts)
1	632	RISE Lars Vikan	NOR	23 NOV 1988	6	4:36.90	700 (7531)
2	571	GARIBAY CASTANON Roman	MEX	30 OCT 1988	8	4:44.41	653 (7340)
3	313	GILDE Maximilian	GER	5 JAN 1990	5	4:44.85	650 (7524)
4	641	NEWDICK Brent	NZL	31 JAN 1985	3	4:46.21	642 (7611)
5	830	SVIRIDOV Sergey	RUS	20 OCT 1990	2	4:47.69	633 (7939)
6	49	VAN DER PLAETSEN Thomas	BEL	24 DEC 1990	1	4:50.48	616 (8164)
7	624	HOLMBERG Henrik Johan	NOR	23 SEP 1989	9	4:54.47	592 (6850)
8	84	ARBOUR Patrick	CAN	17 MAR 1988	7	5:08.00	515 (7240)
9	503	JANSONS Janis	LAT	25 MAY 1990	4	5:21.11	444 (7341)

Intermediate times:	400m	1:14.44	632 RISE Lars Vikan (NOR)
	800m	2:28.62	632 RISE Lars Vikan (NOR)
	1200m	3:43.53	632 RISE Lars Vikan (NOR)

Weather conditions

Temperature: 20 °C Humidity: 89 % Conditions: Cloudy



Result Book

27th Summer Universiade in Kazan 2013



Athletics

Women's 100m





Medallists

Медалисты

As of MO 8 JUL 2013

Medal	Name	Ctry
GOLD	SCOTT Aurieyall	USA - United States of America
SILVER	GRINCIKAITE Lina	LTU - Lithuania
BRONZE	OGRAZEANU Andreea Luiza	ROU - Romania

Legend
SB Season Best

Timing and Results provided by TISSOT



Result Book

27th Summer Universiade in Kazan 2013



Athletics

Women's 100m Heats





Start list

Стартовый список

UNIVERSIADE RECORD	11.00	GÖHR Marlies	GER	Ciudad de México (MEX)	9 SEP 1979
--------------------	-------	--------------	-----	------------------------	------------

HEAT 1 Start Time: 19:05

Lane	Bib	Name	Ctry code	Date of Birth	PB	SB	Result	Rank
2	334	DUPEH Bless	GHA	14 DEC 1992				
3	402	AUDREY Alloh	ITA	21 JUL 1987	11.43	11.67		
4	619	AKINYEMI Folake	NOR	31 MAR 1990	11.46			
5	1070	DO Thi Quyen	VIE	13 MAR 1992	12.04			
6	473	SAFRONOVA Olga	KAZ	5 NOV 1991	11.12	11.42		
7	359	SATRIANI Lusiana	INA	6 SEP 1991	12.10	12.10		
8	610	KALU Stephanie Chigozirim	NGR	5 AUG 1993	11.33	11.33		

HEAT 2 Start Time: 19:11

Lane	Bib	Name	Ctry code	Date of Birth	PB	SB	Result	Rank
2	96	DAVIS Shai-Anne G K	CAN	4 DEC 1993	11.39	11.41		
3	550	IO In Chi	MAC	11 JAN 1991	12.78			
4	376	ROY Himashree	IND	15 MAR 1995				
5	489	KANG Da-Seul	KOR	5 OCT 1992	11.76	11.76		
6	561	ZULKIFLI Zaidatul Husna Binti	MAS	20 AUG 1993	11.86	12.04		
7	287	LATVALA Hanna-Maari	FIN	30 OCT 1987	11.36	11.36		
8	1080	MUSIKAVANHU Leonah	ZIM	20 AUG 1992				

HEAT 3 Start Time: 19:17


Lane	Bib	Name	Ctry code	Date of Birth	PB	SB	Result	Rank
2	681	TAVARES Sonia	POR	21 MAR 1986	11.39	11.70		
3	615	UKO Peace Alphonsus	NGR	26 DEC 1995	11.41	11.41		
4	335	DZAMESI Abigail	GHA	20 OCT 1992				
5	1072	IKABONGO Ikabongo	ZAM	6 MAR 1989	13.28			
6	247	KALEV Maarja	EST	14 OCT 1990	12.02	12.07		
7	616	ISSA SEYNI Aissa	NIG	22 MAY 1994				
8	763	KASHINA Yulia	RUS	26 FEB 1987	11.34	11.34		

HEAT 4 Start Time: 19:23

Lane	Bib	Name	Ctry code	Date of Birth	PB	SB	Result	Rank
2	697	OGRAZEANU Andreea Luiza	ROU	24 MAR 1990	11.32	11.58		
3	43	IVA Ishrat Zahan	BAN	22 JUL 1992				
4	904	PIYADIGAMA Hiyanthi	SRI	17 FEB 1989	12.20			
5	960	OVCHARENKO Vladislava	TJK	18 DEC 1986	11.77			
6	672	WEDLER Weronika	POL	17 JUL 1989	11.35	11.51		
7	782	KUZINA Ekaterina	RUS	28 JUN 1991	11.29	11.29		
8	194	NTUMBA NZEMBELE Kellyane	COD	12 JUN 1989				

HEAT 5 Start Time: 19:29

Lane	Bib	Name	Ctry code	Date of Birth	PB	SB	Result	Rank
2	942	NGWANDA Tumaini John	TAN	19 JUL 1989				
3	192	FANNY LAURE Appes Ekanga	CMR	9 JUN 1989				
4	1064	SCOTT Aurieyall	USA	18 MAY 1992	10.96	10.96		
5	668	POPOWICZ Marika	POL	28 APR 1988	11.38	11.52		
6	957	ESHMURODOVA Olga	TJK	2 JUL 1994				
7	193	MPIANA KONDE Marina	COD	6 APR 1993				
8	190	TA LOU Gonezie Marie-Josee	CIV	18 NOV 1988	11.53	11.58		

Timing and Results provided by  TISSOT



Start list

Стартовый список

HEAT 6 Start Time: 19:35

Lane	Bib	Name	Ctry code	Date of Birth	PB	SB	Result	Rank
2	525	GRINCIKAITE Lina	LTU	3 MAY 1987	11.19	11.31		
3	88	BINGHAM Khamica	CAN	15 JUN 1994	11.46	11.67		
4	973	SYU Yong-Jie	TPE	7 OCT 1992				
5	384	FOSTER Amy	IRL	2 OCT 1988	11.49	11.49		
6	307	VAZ MARTINS Jacira	GBS	8 FEB 1995				
7	40	BALYANINA Valeriya	AZE	13 SEP 1989	12.46	12.46		
8	848	GIRUBUGINGO Leonardine	RWA	22 NOV 1989				

Qualification: First 3 in each heat and 6 best performers advance to the Semifinals



Results

Результаты

UNIVERSIADE RECORD	11.00	GÖHR Marlies	GER	Ciudad de México (MEX)	9 SEP 1979
--------------------	-------	--------------	-----	------------------------	------------

HEAT 1 Start Time: 19:05 Wind: +0.1 m/s

Rank	Bib	Name	Ctry code	Date of Birth	Lane	Reaction time	Result	
1	473	SAFRONOVA Olga	KAZ	5 NOV 1991	6	0.171	11.52	Q
2	402	AUDREY Alloh	ITA	21 JUL 1987	3	0.184	11.67	Q =SB
3	619	AKINYEMI Folake	NOR	31 MAR 1990	4	0.168	11.82	Q
4	359	SATRIANI Lusiana	INA	6 SEP 1991	7	0.216	12.15	q
5	1070	DO Thi Quyen	VIE	13 MAR 1992	5	0.197	12.30	q
6	334	DUPEH Bless	GHA	14 DEC 1992	2	0.217	12.84	
	610	KALU Stephanie Chigozirim	NGR	5 AUG 1993	8		DNS	

HEAT 2 Start Time: 19:11 Wind: -0.3 m/s

Rank	Bib	Name	Ctry code	Date of Birth	Lane	Reaction time	Result	
1	287	LATVALA Hanna-Maari	FIN	30 OCT 1987	7	0.179	11.58	Q
2	96	DAVIS Shai-Anne G K	CAN	4 DEC 1993	2	0.205	11.72	Q
3	561	ZULKIFLI Zaidatul Husna Binti	MAS	20 AUG 1993	6	0.182	12.32	Q
4	489	KANG Da-Seul	KOR	5 OCT 1992	5	0.177	12.49	q
5	1080	MUSIKAVANHU Leonah	ZIM	20 AUG 1992	8	0.208	12.63	q
6	376	ROY Himashree	IND	15 MAR 1995	4	0.226	12.89	
7	550	IO In Chi	MAC	11 JAN 1991	3	0.254	13.52	

HEAT 3 Start Time: 19:17 Wind: +0.2 m/s

Rank	Bib	Name	Ctry code	Date of Birth	Lane	Reaction time	Result	
1	763	KASHINA Yulia	RUS	26 FEB 1987	8	0.179	11.62	Q
2	681	TAVARES Sonia	POR	21 MAR 1986	2	0.213	11.77	Q
3	247	KALEV Maarja	EST	14 OCT 1990	6	0.176	12.29	Q
4	1072	IKABONGO Ikabongo	ZAM	6 MAR 1989	5	0.194	13.16	PB
5	335	DZAMESI Abigail	GHA	20 OCT 1992	4	0.313	13.24	
6	616	ISSA SEYNI Aissa	NIG	22 MAY 1994	7	0.206	13.99	
	615	UKO Peace Alphonsus	NGR	26 DEC 1995	3		DNS	

HEAT 4 Start Time: 19:23 Wind: +0.5 m/s

Rank	Bib	Name	Ctry code	Date of Birth	Lane	Reaction time	Result	
1	697	OGRAZEANU Andreea Luiza	ROU	24 MAR 1990	2	0.200	11.46	Q SB
2	782	KUZINA Ekaterina	RUS	28 JUN 1991	7	0.194	11.66	Q
3	672	WEDLER Weronika	POL	17 JUL 1989	6	0.175	11.72	Q
4	960	OVCHARENKO Vladislava	TJK	18 DEC 1986	5	0.246	12.21	q
5	904	PIYADIGAMA Hiyanthi	SRI	17 FEB 1989	4	0.228	12.65	
6	43	IVA Ishrat Zahan	BAN	22 JUL 1992	3	0.203	13.82	
	194	NTUMBA NZEMBELE Kellyane	COD	12 JUN 1989	8		DNS	



Results

Результаты

HEAT 5 Start Time: 19:29 Wind: 0.0 m/s

Rank	Bib	Name	Ctry code	Date of Birth	Lane	Reaction time	Result	
1	1064	SCOTT Aurieyall	USA	18 MAY 1992	4	0.210	11.48	Q
2	190	TA LOU Gonezie Marie-Josee	CIV	18 NOV 1988	8	0.197	11.76	Q
3	192	FANNY LAURE Appes Ekanga	CMR	9 JUN 1989	3	0.214	12.00	Q
4	957	ESHMURODOVA Olga	TJK	2 JUL 1994	6	0.188	12.94	
5	193	MPIANA KONDE Marina	COD	6 APR 1993	7	0.219	13.63	
6	942	NGWANDA Tumaini John	TAN	19 JUL 1989	2	0.237	15.07	
	668	POPOWICZ Marika	POL	28 APR 1988	5		DNS	

HEAT 6 Start Time: 19:35 Wind: -0.3 m/s

Rank	Bib	Name	Ctry code	Date of Birth	Lane	Reaction time	Result	
1	525	GRINCIKAITE Lina	LTU	3 MAY 1987	2	0.243	11.52	Q
2	384	FOSTER Amy	IRL	2 OCT 1988	5	0.230	11.60	Q
3	88	BINGHAM Khamica	CAN	15 JUN 1994	3	0.218	11.68	Q
4	973	SYU Yong-Jie	TPE	7 OCT 1992	4	0.192	11.95	q
5	40	BALYANINA Valeriya	AZE	13 SEP 1989	7	0.337	12.70	
6	848	GIRUBUGINGO Leonardine	RWA	22 NOV 1989	8	0.198	14.79	
	307	VAZ MARTINS Jacira	GBS	8 FEB 1995	6		DNS	

Qualification: First 3 in each heat (Q) and 6 best performers (q) advance to the Semifinals

Weather conditions at the beginning of the 1st heat

Temperature: 30 °C Humidity: 35 % Conditions: Sunny

Legend		DNS	PB	Q
=SB	<equal> Season Best	Did not Start	Personal Best	Qualified by place
q	Qualified by time	SB	Season Best	

Timing and Results provided by  TISSOT



Results Summary

Итоговые результаты


UNIVERSIADE RECORD	11.00	GÖHR Marlies	GER	Ciudad de México (MEX)	9 SEP 1979
--------------------	-------	--------------	-----	------------------------	------------

Rank	Bib	Name	Ctry code	Date of Birth	Heat	Lane	Position	Wind	Time		
1	697	OGRAZEANU Andreea Luiza	ROU	24 MAR 1990	4	2	1	+0.5	11.46	Q	SB
2	1064	SCOTT Aurieyall	USA	18 MAY 1992	5	4	1	0.0	11.48	Q	
3	525	GRINCIKAITE Lina	LTU	3 MAY 1987	6	2	1	-0.3	11.52	Q	
3	473	SAFRONOVA Olga	KAZ	5 NOV 1991	1	6	1	+0.1	11.52	Q	
5	287	LATVALA Hanna-Maari	FIN	30 OCT 1987	2	7	1	-0.3	11.58	Q	
6	384	FOSTER Amy	IRL	2 OCT 1988	6	5	2	-0.3	11.60	Q	
7	763	KASHINA Yulia	RUS	26 FEB 1987	3	8	1	+0.2	11.62	Q	
8	782	KUZINA Ekaterina	RUS	28 JUN 1991	4	7	2	+0.5	11.66	Q	
9	402	AUDREY Alloh	ITA	21 JUL 1987	1	3	2	+0.1	11.67	Q	=SB
10	88	BINGHAM Khamica	CAN	15 JUN 1994	6	3	3	-0.3	11.68	Q	
11	96	DAVIS Shai-Anne G K	CAN	4 DEC 1993	2	2	2	-0.3	11.72	Q	
11	672	WEDLER Weronika	POL	17 JUL 1989	4	6	3	+0.5	11.72	Q	
13	190	TA LOU Gonezie Marie-Josee	CIV	18 NOV 1988	5	8	2	0.0	11.76	Q	
14	681	TAVARES Sonia	POR	21 MAR 1986	3	2	2	+0.2	11.77	Q	
15	619	AKINYEMI Folake	NOR	31 MAR 1990	1	4	3	+0.1	11.82	Q	
16	973	SYU Yong-Jie	TPE	7 OCT 1992	6	4	4	-0.3	11.95	q	
17	192	FANNY LAURE Appes Ekanga	CMR	9 JUN 1989	5	3	3	0.0	12.00	Q	
18	359	SATRIANI Lusiana	INA	6 SEP 1991	1	7	4	+0.1	12.15	q	
19	960	OVCHARENKO Vladislava	TJK	18 DEC 1986	4	5	4	+0.5	12.21	q	
20	247	KALEV Maarja	EST	14 OCT 1990	3	6	3	+0.2	12.29	Q	
21	1070	DO Thi Quyen	VIE	13 MAR 1992	1	5	5	+0.1	12.30	q	
22	561	ZULKIFLI Zaidatul Husna Binti	MAS	20 AUG 1993	2	6	3	-0.3	12.32	Q	
23	489	KANG Da-Seul	KOR	5 OCT 1992	2	5	4	-0.3	12.49	q	
24	1080	MUSIKAVANHU Leonah	ZIM	20 AUG 1992	2	8	5	-0.3	12.63	q	
25	904	PIYADIGAMA Hiyanthi	SRI	17 FEB 1989	4	4	5	+0.5	12.65		
26	40	BALYANINA Valeriya	AZE	13 SEP 1989	6	7	5	-0.3	12.70		
27	334	DUPEH Bless	GHA	14 DEC 1992	1	2	6	+0.1	12.84		
28	376	ROY Himashree	IND	15 MAR 1995	2	4	6	-0.3	12.89		
29	957	ESHMURODOVA Olga	TJK	2 JUL 1994	5	6	4	0.0	12.94		
30	1072	IKABONGO Ikabongo	ZAM	6 MAR 1989	3	5	4	+0.2	13.16		PB
31	335	DZAMESI Abigail	GHA	20 OCT 1992	3	4	5	+0.2	13.24		
32	550	IO In Chi	MAC	11 JAN 1991	2	3	7	-0.3	13.52		
33	193	MPIANA KONDE Marina	COD	6 APR 1993	5	7	5	0.0	13.63		
34	43	IVA Ishrat Zahan	BAN	22 JUL 1992	4	3	6	+0.5	13.82		
35	616	ISSA SEYNI Aissa	NIG	22 MAY 1994	3	7	6	+0.2	13.99		
36	848	GIRUBUGINGO Leonardine	RWA	22 NOV 1989	6	8	6	-0.3	14.79		
37	942	NGWANDA Tumaini John	TAN	19 JUL 1989	5	2	6	0.0	15.07		
	610	KALU Stephanie Chigozirim	NGR	5 AUG 1993	1	8			DNS		
	194	NTUMBA NZEMBELE Kellyane	COD	12 JUN 1989	4	8			DNS		
	668	POPOWICZ Marika	POL	28 APR 1988	5	5			DNS		
	615	UKO Peace Alphonsus	NGR	26 DEC 1995	3	3			DNS		
	307	VAZ MARTINS Jacira	GBS	8 FEB 1995	6	6			DNS		

Qualification: First 3 in each heat (Q) and 6 best performers (q) advance to the Semifinals

Note:
These athletes are sorted on performance.

Legend
 =SB <equal> Season Best DNS Did not Start PB Personal Best Q Qualified by place
 q qualified by time SB Season Best

Timing and Results provided by  TISSOT



Start list

Стартовый список

UNIVERSIADE RECORD	11.00	GÖHR Marlies	GER	Ciudad de México (MEX)	9 SEP 1979
--------------------	-------	--------------	-----	------------------------	------------

Lane	Bib	Name	Ctry code	Date of Birth	PB	SB	Result	Rank
2	334	DUPEH Bless	GHA	14 DEC 1992				
3	402	AUDREY Alloh	ITA	21 JUL 1987	11.43	11.67		
4	619	AKINYEMI Folake	NOR	31 MAR 1990	11.46			
5	1070	DO Thi Quyen	VIE	13 MAR 1992	12.04			
6	473	SAFRONOVA Olga	KAZ	5 NOV 1991	11.12	11.42		
7	359	SATRIANI Lusiana	INA	6 SEP 1991	12.10	12.10		
8	610	KALU Stephanie Chigozirim	NGR	5 AUG 1993	11.33	11.33		

Qualification: First 3 in each heat and 6 best performers advance to the Semifinals



Results

Результаты

UNIVERSIADE RECORD	11.00	GÖHR Marlies	GER	Ciudad de México (MEX)	9 SEP 1979
--------------------	-------	--------------	-----	------------------------	------------

Wind: +0.1m/s

Rank	Bib	Name	Ctry code	Date of Birth	Lane	Reaction time	Result
1	473	SAFRONOVA Olga	KAZ	5 NOV 1991	6	0.171	11.52 Q
2	402	AUDREY Alloh	ITA	21 JUL 1987	3	0.184	11.67 Q =SB
3	619	AKINYEMI Folake	NOR	31 MAR 1990	4	0.168	11.82 Q
4	359	SATRIANI Lusiana	INA	6 SEP 1991	7	0.216	12.15
5	1070	DO Thi Quyen	VIE	13 MAR 1992	5	0.197	12.30
6	334	DUPEH Bless	GHA	14 DEC 1992	2	0.217	12.84
	610	KALU Stephanie Chigozirim	NGR	5 AUG 1993	8		DNS


Qualification: First 3 in each heat (Q) and 6 best performers (q) advance to the Semifinals

Weather conditions

Temperature: 30 °C Humidity: 35 % Conditions: Sunny

Legend

=SB <equal> Season Best DNS Did not Start Q Qualified by place

Timing and Results provided by  TISSOT



Start list

Стартовый список

UNIVERSIADE RECORD	11.00	GÖHR Marlies	GER	Ciudad de México (MEX)	9 SEP 1979
--------------------	-------	--------------	-----	------------------------	------------

Lane	Bib	Name	Ctry code	Date of Birth	PB	SB	Result	Rank
2	96	DAVIS Shai-Anne G K	CAN	4 DEC 1993	11.39	11.41		
3	550	IO In Chi	MAC	11 JAN 1991	12.78			
4	376	ROY Himashree	IND	15 MAR 1995				
5	489	KANG Da-Seul	KOR	5 OCT 1992	11.76	11.76		
6	561	ZULKIFLI Zaidatul Husna Binti	MAS	20 AUG 1993	11.86	12.04		
7	287	LATVALA Hanna-Maari	FIN	30 OCT 1987	11.36	11.36		
8	1080	MUSIKAVANHU Leonah	ZIM	20 AUG 1992				

Qualification: First 3 in each heat and 6 best performers advance to the Semifinals



Results

Результаты

UNIVERSIADE RECORD	11.00	GÖHR Marlies	GER	Ciudad de México (MEX)	9 SEP 1979
--------------------	-------	--------------	-----	------------------------	------------

Wind: -0.3m/s

Rank	Bib	Name	Ctry code	Date of Birth	Lane	Reaction time	Result
1	287	LATVALA Hanna-Maari	FIN	30 OCT 1987	7	0.179	11.58 Q
2	96	DAVIS Shai-Anne G K	CAN	4 DEC 1993	2	0.205	11.72 Q
3	561	ZULKIFLI Zaidatul Husna Binti	MAS	20 AUG 1993	6	0.182	12.32 Q
4	489	KANG Da-Seul	KOR	5 OCT 1992	5	0.177	12.49
5	1080	MUSIKAVANHU Leonah	ZIM	20 AUG 1992	8	0.208	12.63
6	376	ROY Himashree	IND	15 MAR 1995	4	0.226	12.89
7	550	IO In Chi	MAC	11 JAN 1991	3	0.254	13.52

Qualification: First 3 in each heat (Q) and 6 best performers (q) advance to the Semifinals

Weather conditions

Temperature: 30 °C Humidity: 35 % Conditions: Sunny

Legend

Q Qualified by place

Timing and Results provided by  TISSOT



Start list

Стартовый список

UNIVERSIADE RECORD	11.00	GÖHR Marlies	GER	Ciudad de México (MEX)	9 SEP 1979
--------------------	-------	--------------	-----	------------------------	------------

Lane	Bib	Name	Ctry code	Date of Birth	PB	SB	Result	Rank
2	681	TAVARES Sonia	POR	21 MAR 1986	11.39	11.70		
3	615	UKO Peace Alphonsus	NGR	26 DEC 1995	11.41	11.41		
4	335	DZAMESI Abigail	GHA	20 OCT 1992				
5	1072	IKABONGO Ikabongo	ZAM	6 MAR 1989	13.28			
6	247	KALEV Maarja	EST	14 OCT 1990	12.02	12.07		
7	616	ISSA SEYNI Aissa	NIG	22 MAY 1994				
8	763	KASHINA Yulia	RUS	26 FEB 1987	11.34	11.34		

Qualification: First 3 in each heat and 6 best performers advance to the Semifinals



Results

Результаты

UNIVERSIADE RECORD	11.00	GÖHR Marlies	GER	Ciudad de México (MEX)	9 SEP 1979
--------------------	-------	--------------	-----	------------------------	------------

Wind: +0.2m/s

Rank	Bib	Name	Ctry code	Date of Birth	Lane	Reaction time	Result
1	763	KASHINA Yulia	RUS	26 FEB 1987	8	0.179	11.62 Q
2	681	TAVARES Sonia	POR	21 MAR 1986	2	0.213	11.77 Q
3	247	KALEV Maarja	EST	14 OCT 1990	6	0.176	12.29 Q
4	1072	IKABONGO Ikabongo	ZAM	6 MAR 1989	5	0.194	13.16 PB
5	335	DZAMESI Abigail	GHA	20 OCT 1992	4	0.313	13.24
6	616	ISSA SEYNI Aissa	NIG	22 MAY 1994	7	0.206	13.99
	615	UKO Peace Alphonsus	NGR	26 DEC 1995	3		DNS

Qualification: First 3 in each heat (Q) and 6 best performers (q) advance to the Semifinals

Weather conditions

Temperature: 30 °C Humidity: 35 % Conditions: Sunny

Legend

DNS Did not Start PB Personal Best Q Qualified by place

Timing and Results provided by  TISSOT



Start list

Стартовый список

UNIVERSIADE RECORD	11.00	GÖHR Marlies	GER	Ciudad de México (MEX)	9 SEP 1979
--------------------	-------	--------------	-----	------------------------	------------

Lane	Bib	Name	Ctry code	Date of Birth	PB	SB	Result	Rank
2	697	OGRAZEANU Andreea Luiza	ROU	24 MAR 1990	11.32	11.58		
3	43	IVA Ishrat Zahan	BAN	22 JUL 1992				
4	904	PIYADIGAMA Hiyanthi	SRI	17 FEB 1989	12.20			
5	960	OVCHARENKO Vladislava	TJK	18 DEC 1986	11.77			
6	672	WEDLER Weronika	POL	17 JUL 1989	11.35	11.51		
7	782	KUZINA Ekaterina	RUS	28 JUN 1991	11.29	11.29		
8	194	NTUMBA NZEMBELE Kellyane	COD	12 JUN 1989				

Qualification: First 3 in each heat and 6 best performers advance to the Semifinals



Results

Результаты

UNIVERSIADE RECORD	11.00	GÖHR Marlies	GER	Ciudad de México (MEX)	9 SEP 1979
--------------------	-------	--------------	-----	------------------------	------------

Wind: +0.5m/s

Rank	Bib	Name	Ctry code	Date of Birth	Lane	Reaction time	Result	
1	697	OGRAZEANU Andreea Luiza	ROU	24 MAR 1990	2	0.200	11.46	Q SB
2	782	KUZINA Ekaterina	RUS	28 JUN 1991	7	0.194	11.66	Q
3	672	WEDLER Weronika	POL	17 JUL 1989	6	0.175	11.72	Q
4	960	OVCHARENKO Vladislava	TJK	18 DEC 1986	5	0.246	12.21	
5	904	PIYADIGAMA Hiyanthi	SRI	17 FEB 1989	4	0.228	12.65	
6	43	IVA Ishrat Zahan	BAN	22 JUL 1992	3	0.203	13.82	
	194	NTUMBA NZEMBELE Kellyane	COD	12 JUN 1989	8		DNS	


Qualification: First 3 in each heat (Q) and 6 best performers (q) advance to the Semifinals

Weather conditions

Temperature: 30 °C Humidity: 35 % Conditions: Sunny

Legend

DNS Did not Start Q Qualified by place SB Season Best

Timing and Results provided by  TISSOT



Start list

Стартовый список

UNIVERSIADE RECORD	11.00	GÖHR Marlies	GER	Ciudad de México (MEX)	9 SEP 1979
--------------------	-------	--------------	-----	------------------------	------------

Lane	Bib	Name	Ctry code	Date of Birth	PB	SB	Result	Rank
2	942	NGWANDA Tumaini John	TAN	19 JUL 1989				
3	192	FANNY LAURE Appes Ekanga	CMR	9 JUN 1989				
4	1064	SCOTT Aurieyall	USA	18 MAY 1992	10.96	10.96		
5	668	POPOWICZ Marika	POL	28 APR 1988	11.38	11.52		
6	957	ESHMURODOVA Olga	TJK	2 JUL 1994				
7	193	MPIANA KONDE Marina	COD	6 APR 1993				
8	190	TA LOU Gonezie Marie-Josee	CIV	18 NOV 1988	11.53	11.58		

Qualification: First 3 in each heat and 6 best performers advance to the Semifinals



Results

Результаты

UNIVERSIADE RECORD	11.00	GÖHR Marlies	GER	Ciudad de México (MEX)	9 SEP 1979
--------------------	-------	--------------	-----	------------------------	------------

Wind: 0.0m/s

Rank	Bib	Name	Ctry code	Date of Birth	Lane	Reaction time	Result
1	1064	SCOTT Aurieyall	USA	18 MAY 1992	4	0.210	11.48 Q
2	190	TA LOU Gonezie Marie-Josee	CIV	18 NOV 1988	8	0.197	11.76 Q
3	192	FANNY LAURE Appes Ekanga	CMR	9 JUN 1989	3	0.214	12.00 Q
4	957	ESHMURODOVA Olga	TJK	2 JUL 1994	6	0.188	12.94
5	193	MPIANA KONDE Marina	COD	6 APR 1993	7	0.219	13.63
6	942	NGWANDA Tumaini John	TAN	19 JUL 1989	2	0.237	15.07
	668	POPOWICZ Marika	POL	28 APR 1988	5		DNS


Qualification: First 3 in each heat (Q) and 6 best performers (q) advance to the Semifinals

Weather conditions

Temperature: 30 °C Humidity: 35 % Conditions: Sunny

Legend

DNS Did not Start Q Qualified by place

Timing and Results provided by  TISSOT



Start list

Стартовый список

UNIVERSIADE RECORD	11.00	GÖHR Marlies	GER	Ciudad de México (MEX)	9 SEP 1979
--------------------	-------	--------------	-----	------------------------	------------

Lane	Bib	Name	Ctry code	Date of Birth	PB	SB	Result	Rank
2	525	GRINCIKAITE Lina	LTU	3 MAY 1987	11.19	11.31		
3	88	BINGHAM Khamica	CAN	15 JUN 1994	11.46	11.67		
4	973	SYU Yong-Jie	TPE	7 OCT 1992				
5	384	FOSTER Amy	IRL	2 OCT 1988	11.49	11.49		
6	307	VAZ MARTINS Jacira	GBS	8 FEB 1995				
7	40	BALYANINA Valeriya	AZE	13 SEP 1989	12.46	12.46		
8	848	GIRUBUGINGO Leonardine	RWA	22 NOV 1989				

Qualification: First 3 in each heat and 6 best performers advance to the Semifinals



Results

Результаты

UNIVERSIADE RECORD	11.00	GÖHR Marlies	GER	Ciudad de México (MEX)	9 SEP 1979
--------------------	-------	--------------	-----	------------------------	------------

Wind: -0.3m/s

Rank	Bib	Name	Ctry code	Date of Birth	Lane	Reaction time	Result
1	525	GRINCIKAITE Lina	LTU	3 MAY 1987	2	0.243	11.52 Q
2	384	FOSTER Amy	IRL	2 OCT 1988	5	0.230	11.60 Q
3	88	BINGHAM Khamica	CAN	15 JUN 1994	3	0.218	11.68 Q
4	973	SYU Yong-Jie	TPE	7 OCT 1992	4	0.192	11.95 q
5	40	BALYANINA Valeriya	AZE	13 SEP 1989	7	0.337	12.70
6	848	GIRUBUGINGO Leonardine	RWA	22 NOV 1989	8	0.198	14.79
	307	VAZ MARTINS Jacira	GBS	8 FEB 1995	6		DNS


Qualification: First 3 in each heat (Q) and 6 best performers (q) advance to the Semifinals

Weather conditions

Temperature: 30 °C Humidity: 35 % Conditions: Sunny

Legend

DNS Did not Start Q Qualified by place q qualified by time

Timing and Results provided by  TISSOT



Result Book

27th Summer Universiade in Kazan 2013



Athletics

Women's 100m Semifinals





Start list

Стартовый список

UNIVERSIADE RECORD	11.00	GÖHR Marlies	GER	Ciudad de México (MEX)	9 SEP 1979
--------------------	-------	--------------	-----	------------------------	------------

SEMIFINAL 1 Start Time: 18:55

Lane	Bib	Name	Ctry code	Date of Birth	PB	SB	Result	Rank
1	489	KANG Da-Seul	KOR	5 OCT 1992	11.76	11.76		
2	359	SATRIANI Lusiana	INA	6 SEP 1991	12.10	12.10		
3	782	KUZINA Ekaterina	RUS	28 JUN 1991	11.29	11.29		
4	190	TA LOU Gonezie Marie-Josee	CIV	18 NOV 1988	11.53	11.58		
5	1064	SCOTT Aurieyall	USA	18 MAY 1992	10.96	10.96		
6	287	LATVALA Hanna-Maari	FIN	30 OCT 1987	11.36	11.36		
7	672	WEDLER Weronika	POL	17 JUL 1989	11.35	11.51		
8	247	KALEV Maarja	EST	14 OCT 1990	12.02	12.07		

SEMIFINAL 2 Start Time: 18:59

Lane	Bib	Name	Ctry code	Date of Birth	PB	SB	Result	Rank
1	973	SYU Yong-Jie	TPE	7 OCT 1992				
2	1080	MUSIKAVANHU Leonah	ZIM	20 AUG 1992				
3	697	OGRAZEANU Andreea Luiza	ROU	24 MAR 1990	11.32	11.46		
4	681	TAVARES Sonia	POR	21 MAR 1986	11.39	11.70		
5	763	KASHINA Yulia	RUS	26 FEB 1987	11.34	11.34		
6	384	FOSTER Amy	IRL	2 OCT 1988	11.49	11.49		
7	88	BINGHAM Khamica	CAN	15 JUN 1994	11.46	11.67		
8	561	ZULKIFLI Zaidatul Husna Binti	MAS	20 AUG 1993	11.86	12.04		

SEMIFINAL 3 Start Time: 19:03

Lane	Bib	Name	Ctry code	Date of Birth	PB	SB	Result	Rank
1	960	OVCHARENKO Vladislava	TJK	18 DEC 1986	11.77			
2	1070	DO Thi Quyen	VIE	13 MAR 1992	12.04			
3	402	AUDREY Alloh	ITA	21 JUL 1987	11.43	11.67		
4	525	GRINCIKAITE Lina	LTU	3 MAY 1987	11.19	11.31		
5	96	DAVIS Shai-Anne G K	CAN	4 DEC 1993	11.39	11.41		
6	473	SAFRONOVA Olga	KAZ	5 NOV 1991	11.12	11.42		
7	192	FANNY LAURE Appes Ekanga	CMR	9 JUN 1989				
8	619	AKINYEMI Folake	NOR	31 MAR 1990	11.46			

Qualification: First 2 in each heat and 2 best performers advance to the Final



Results

Результаты

UNIVERSIADE RECORD	11.00	GÖHR Marlies	GER	Ciudad de México (MEX)	9 SEP 1979
--------------------	-------	--------------	-----	------------------------	------------

SEMIFINAL 1 Start Time: 18:55 Wind: -0.9 m/s

Rank	Bib	Name	Ctry code	Date of Birth	Lane	Reaction time	Result	
1	1064	SCOTT Aurieyall	USA	18 MAY 1992	5	0.157	11.38	Q
2	287	LATVALA Hanna-Maari	FIN	30 OCT 1987	6	0.184	11.66	Q
3	782	KUZINA Ekaterina	RUS	28 JUN 1991	3	0.178	11.71	
4	190	TA LOU Gonezie Marie-Josee	CIV	18 NOV 1988	4	0.172	11.73	
5	672	WEDLER Weronika	POL	17 JUL 1989	7	0.192	11.81	
6	359	SATRIANI Lusiana	INA	6 SEP 1991	2	0.225	12.32	
7	247	KALEV Maarja	EST	14 OCT 1990	8	0.210	12.50	
8	489	KANG Da-Seul	KOR	5 OCT 1992	1	0.169	12.51	

SEMIFINAL 2 Start Time: 18:59 Wind: -0.4 m/s

Rank	Bib	Name	Ctry code	Date of Birth	Lane	Reaction time	Result	
1	697	OGRAZEANU Andreea Luiza	ROU	24 MAR 1990	3	0.217	11.50	Q
2	384	FOSTER Amy	IRL	2 OCT 1988	6	0.163	11.61	Q
3	763	KASHINA Yulia	RUS	26 FEB 1987	5	0.191	11.68	
4	88	BINGHAM Khamica	CAN	15 JUN 1994	7	0.141	11.78	
5	681	TAVARES Sonia	POR	21 MAR 1986	4	0.178	11.85	
6	973	SYU Yong-Jie	TPE	7 OCT 1992	1	0.173	11.96	
7	561	ZULKIFLI Zaidatul Husna Binti	MAS	20 AUG 1993	8	0.185	12.42	
8	1080	MUSIKAVANHU Leonah	ZIM	20 AUG 1992	2		12.89	

SEMIFINAL 3 Start Time: 19:03 Wind: -0.2 m/s

Rank	Bib	Name	Ctry code	Date of Birth	Lane	Reaction time	Result	
1	525	GRINCIKAITE Lina	LTU	3 MAY 1987	4	0.161	11.43	Q
2	96	DAVIS Shai-Anne G K	CAN	4 DEC 1993	5	0.179	11.59	Q
3	402	AUDREY Alloh	ITA	21 JUL 1987	3	0.159	11.64	q SB
4	473	SAFRONOVA Olga	KAZ	5 NOV 1991	6	0.154	11.68	q
5	619	AKINYEMI Folake	NOR	31 MAR 1990	8	0.154	11.96	
6	192	FANNY LAURE Appes Ekanga	CMR	9 JUN 1989	7	0.173	12.23	
7	960	OVCHARENKO Vladislava	TJK	18 DEC 1986	1	0.215	12.34	
	1070	DO Thi Quyen	VIE	13 MAR 1992	2		DNS	


Qualification: First 2 in each heat (Q) and 2 best performers (q) advance to the Final

Weather conditions at the beginning of the 1st heat

Temperature: 23 °C Humidity: 73 % Conditions: Rain

Note:
Athlete SAFRONOVA, O. (KAZ) advanced to the Semifinal by decision on thousands of second (SAFRONOVA, O. - 11.671s, KASHINA, Y. - 11.673s).

Legend
DNS Did not Start Q Qualified by place q Qualified by time SB Season Best

Timing and Results provided by  TISSOT



Results Summary

Итоговые результаты

UNIVERSIADE RECORD	11.00	GÖHR Marlies	GER	Ciudad de México (MEX)	9 SEP 1979
--------------------	-------	--------------	-----	------------------------	------------

Rank	Bib	Name	Ctry code	Date of Birth	Heat	Lane	Position	Wind	Time	
1	1064	SCOTT Aurieyall	USA	18 MAY 1992	1	5	1	-0.9	11.38	Q
2	525	GRINCIKAITE Lina	LTU	3 MAY 1987	3	4	1	-0.2	11.43	Q
3	697	OGRAZEANU Andreea Luiza	ROU	24 MAR 1990	2	3	1	-0.4	11.50	Q SB
4	96	DAVIS Shai-Anne G K	CAN	4 DEC 1993	3	5	2	-0.2	11.59	Q
5	384	FOSTER Amy	IRL	2 OCT 1988	2	6	2	-0.4	11.61	Q
6	402	AUDREY Alloh	ITA	21 JUL 1987	3	3	3	-0.2	11.64	q SB
7	287	LATVALA Hanna-Maari	FIN	30 OCT 1987	1	6	2	-0.9	11.66	Q
8	763	KASHINA Yulia	RUS	26 FEB 1987	2	5	3	-0.4	11.68	
8	473	SAFRONOVA Olga	KAZ	5 NOV 1991	3	6	4	-0.2	11.68	q
10	782	KUZINA Ekaterina	RUS	28 JUN 1991	1	3	3	-0.9	11.71	
11	190	TA LOU Gonezie Marie-Josee	CIV	18 NOV 1988	1	4	4	-0.9	11.73	
12	88	BINGHAM Khamica	CAN	15 JUN 1994	2	7	4	-0.4	11.78	
13	672	WEDLER Weronika	POL	17 JUL 1989	1	7	5	-0.9	11.81	
14	681	TAVARES Sonia	POR	21 MAR 1986	2	4	5	-0.4	11.85	
15	619	AKINYEMI Folake	NOR	31 MAR 1990	3	8	5	-0.2	11.96	
15	973	SYU Yong-Jie	TPE	7 OCT 1992	2	1	6	-0.4	11.96	
17	192	FANNY LAURE Appes Ekanga	CMR	9 JUN 1989	3	7	6	-0.2	12.23	
18	359	SATRIANI Lusiana	INA	6 SEP 1991	1	2	6	-0.9	12.32	
19	960	OVCHARENKO Vladislava	TJK	18 DEC 1986	3	1	7	-0.2	12.34	
20	561	ZULKIFLI Zaidatul Husna Binti	MAS	20 AUG 1993	2	8	7	-0.4	12.42	
21	247	KALEV Maarja	EST	14 OCT 1990	1	8	7	-0.9	12.50	
22	489	KANG Da-Seul	KOR	5 OCT 1992	1	1	8	-0.9	12.51	
23	1080	MUSIKAVANHU Leonah	ZIM	20 AUG 1992	2	2	8	-0.4	12.89	
	1070	DO Thi Quyen	VIE	13 MAR 1992	3	2			DNS	

Qualification: First 2 in each heat (Q) and 2 best performers (q) advance to the Final

Note:
Athlete SAFRONOVA, O. (KAZ) advanced to the Semifinal by decision on thousands of second (SAFRONOVA, O. - 11.671s, KASHINA, Y. - 11.673s).
These athletes are sorted on performance.

Legend
DNS Did not Start **Q** Qualified by place **q** qualified by time **SB** Season Best

Timing and Results provided by  **TISSOT**



Start list

Стартовый список

UNIVERSIADE RECORD	11.00	GÖHR Marlies	GER	Ciudad de México (MEX)	9 SEP 1979
--------------------	-------	--------------	-----	------------------------	------------

Lane	Bib	Name	Ctry code	Date of Birth	PB	SB	Result	Rank
1	489	KANG Da-Seul	KOR	5 OCT 1992	11.76	11.76		
2	359	SATRIANI Lusiana	INA	6 SEP 1991	12.10	12.10		
3	782	KUZINA Ekaterina	RUS	28 JUN 1991	11.29	11.29		
4	190	TA LOU Gonezie Marie-Josee	CIV	18 NOV 1988	11.53	11.58		
5	1064	SCOTT Aurieyall	USA	18 MAY 1992	10.96	10.96		
6	287	LATVALA Hanna-Maari	FIN	30 OCT 1987	11.36	11.36		
7	672	WEDLER Weronika	POL	17 JUL 1989	11.35	11.51		
8	247	KALEV Maarja	EST	14 OCT 1990	12.02	12.07		

Qualification: First 2 in each heat and 2 best performers advance to the Final



Results

Результаты

UNIVERSIADE RECORD	11.00	GÖHR Marlies	GER	Ciudad de México (MEX)	9 SEP 1979
--------------------	-------	--------------	-----	------------------------	------------

Wind: -0.9m/s

Rank	Bib	Name	Ctry code	Date of Birth	Lane	Reaction time	Result
1	1064	SCOTT Aurieyall	USA	18 MAY 1992	5	0.157	11.38 Q
2	287	LATVALA Hanna-Maari	FIN	30 OCT 1987	6	0.184	11.66 Q
3	782	KUZINA Ekaterina	RUS	28 JUN 1991	3	0.178	11.71
4	190	TA LOU Gonezie Marie-Josee	CIV	18 NOV 1988	4	0.172	11.73
5	672	WEDLER Weronika	POL	17 JUL 1989	7	0.192	11.81
6	359	SATRIANI Lusiana	INA	6 SEP 1991	2	0.225	12.32
7	247	KALEV Maarja	EST	14 OCT 1990	8	0.210	12.50
8	489	KANG Da-Seul	KOR	5 OCT 1992	1	0.169	12.51


Qualification: First 2 in each heat (Q) and 2 best performers (q) advance to the Final

Weather conditions

Temperature: 23 °C Humidity: 73 % Conditions: Rain

Legend

Q Qualified by place

Timing and Results provided by  TISSOT



Start list

Стартовый список

UNIVERSIADE RECORD	11.00	GÖHR Marlies	GER	Ciudad de México (MEX)	9 SEP 1979
--------------------	-------	--------------	-----	------------------------	------------

Lane	Bib	Name	Ctry code	Date of Birth	PB	SB	Result	Rank
1	973	SYU Yong-Jie	TPE	7 OCT 1992				
2	1080	MUSIKAVANHU Leonah	ZIM	20 AUG 1992				
3	697	OGRAZEANU Andreea Luiza	ROU	24 MAR 1990	11.32	11.46		
4	681	TAVARES Sonia	POR	21 MAR 1986	11.39	11.70		
5	763	KASHINA Yulia	RUS	26 FEB 1987	11.34	11.34		
6	384	FOSTER Amy	IRL	2 OCT 1988	11.49	11.49		
7	88	BINGHAM Khamica	CAN	15 JUN 1994	11.46	11.67		
8	561	ZULKIFLI Zaidatul Husna Binti	MAS	20 AUG 1993	11.86	12.04		

Qualification: First 2 in each heat and 2 best performers advance to the Final



Results

Результаты

UNIVERSIADE RECORD	11.00	GÖHR Marlies	GER	Ciudad de México (MEX)	9 SEP 1979
--------------------	-------	--------------	-----	------------------------	------------

Wind: -0.4m/s

Rank	Bib	Name	Ctry code	Date of Birth	Lane	Reaction time	Result
1	697	OGRAZEANU Andreea Luiza	ROU	24 MAR 1990	3	0.217	11.50 Q
2	384	FOSTER Amy	IRL	2 OCT 1988	6	0.163	11.61 Q
3	763	KASHINA Yulia	RUS	26 FEB 1987	5	0.191	11.68
4	88	BINGHAM Khamica	CAN	15 JUN 1994	7	0.141	11.78
5	681	TAVARES Sonia	POR	21 MAR 1986	4	0.178	11.85
6	973	SYU Yong-Jie	TPE	7 OCT 1992	1	0.173	11.96
7	561	ZULKIFLI Zaidatul Husna Binti	MAS	20 AUG 1993	8	0.185	12.42
8	1080	MUSIKAVANHU Leonah	ZIM	20 AUG 1992	2		12.89


Qualification: First 2 in each heat (Q) and 2 best performers (q) advance to the Final

Weather conditions

Temperature: 23 °C Humidity: 73 % Conditions: Rain

Legend

Q Qualified by place

Timing and Results provided by  TISSOT



Start list

Стартовый список

UNIVERSIADE RECORD	11.00	GÖHR Marlies	GER	Ciudad de México (MEX)	9 SEP 1979
--------------------	-------	--------------	-----	------------------------	------------

Lane	Bib	Name	Ctry code	Date of Birth	PB	SB	Result	Rank
1	960	OVCHARENKO Vladislava	TJK	18 DEC 1986	11.77			
2	1070	DO Thi Quyen	VIE	13 MAR 1992	12.04			
3	402	AUDREY Ailoh	ITA	21 JUL 1987	11.43	11.67		
4	525	GRINCIKAITE Lina	LTU	3 MAY 1987	11.19	11.31		
5	96	DAVIS Shai-Anne G K	CAN	4 DEC 1993	11.39	11.41		
6	473	SAFRONOVA Olga	KAZ	5 NOV 1991	11.12	11.42		
7	192	FANNY LAURE Appes Ekanga	CMR	9 JUN 1989				
8	619	AKINYEMI Folake	NOR	31 MAR 1990	11.46			

Qualification: First 2 in each heat and 2 best performers advance to the Final



Results

Результаты

UNIVERSIADE RECORD	11.00	GÖHR Marlies	GER	Ciudad de México (MEX)	9 SEP 1979
--------------------	-------	--------------	-----	------------------------	------------

Wind: -0.2m/s

Rank	Bib	Name	Ctry code	Date of Birth	Lane	Reaction time	Result
1	525	GRINCIKAITE Lina	LTU	3 MAY 1987	4	0.161	11.43 Q
2	96	DAVIS Shai-Anne G K	CAN	4 DEC 1993	5	0.179	11.59 Q
3	402	AUDREY Alloh	ITA	21 JUL 1987	3	0.159	11.64 q SB
4	473	SAFRONOVA Olga	KAZ	5 NOV 1991	6	0.154	11.68
5	619	AKINYEMI Folake	NOR	31 MAR 1990	8	0.154	11.96
6	192	FANNY LAURE Appes Ekanga	CMR	9 JUN 1989	7	0.173	12.23
7	960	OVCHARENKO Vladislava	TJK	18 DEC 1986	1	0.215	12.34
	1070	DO Thi Quyen	VIE	13 MAR 1992	2		DNS


Qualification: First 2 in each heat (Q) and 2 best performers (q) advance to the Final

Weather conditions

Temperature: 23 °C Humidity: 73 % Conditions: Rain

Legend

DNS Did not Start Q Qualified by place q qualified by time SB Season Best

Timing and Results provided by  TISSOT



Result Book

27th Summer Universiade in Kazan 2013



Athletics

Women's 100m Final





Start list

Стартовый список

UNIVERSIADE RECORD	11.00	GÖHR Marlies	GER	Ciudad de México (MEX)	9 SEP 1979
--------------------	-------	--------------	-----	------------------------	------------

Lane	Bib	Name	Ctry code	Date of Birth	PB	SB	Result	Rank
1	402	AUDREY Aloh	ITA	21 JUL 1987	11.43	11.64		
2	473	SAFRONOVA Olga	KAZ	5 NOV 1991	11.12	11.42		
3	1064	SCOTT Aurieyall	USA	18 MAY 1992	10.96	10.96		
4	525	GRINCIKAITE Lina	LTU	3 MAY 1987	11.19	11.31		
5	96	DAVIS Shai-Anne G K	CAN	4 DEC 1993	11.39	11.41		
6	697	OGRAZEANU Andreea Luiza	ROU	24 MAR 1990	11.32	11.46		
7	287	LATVALA Hanna-Maari	FIN	30 OCT 1987	11.36	11.36		
8	384	FOSTER Amy	IRL	2 OCT 1988	11.49	11.49		



Results

Результаты

UNIVERSIADE RECORD	11.00	GÖHR Marlies	GER	Ciudad de México (MEX)	9 SEP 1979
--------------------	-------	--------------	-----	------------------------	------------

Wind: -0.2m/s


Rank	Bib	Name	Ctry code	Date of Birth	Lane	Reaction time	Result
1	1064	SCOTT Aurieyall	USA	18 MAY 1992	3	0.153	11.28
2	525	GRINCIKAITE Lina	LTU	3 MAY 1987	4	0.172	11.32
3	697	OGRAZEANU Andreea Luiza	ROU	24 MAR 1990	6	0.254	11.41 SB
4	287	LATVALA Hanna-Maari	FIN	30 OCT 1987	7	0.172	11.47
5	384	FOSTER Amy	IRL	2 OCT 1988	8	0.167	11.50
6	96	DAVIS Shai-Anne G K	CAN	4 DEC 1993	5	0.174	11.54
7	473	SAFRONOVA Olga	KAZ	5 NOV 1991	2	0.153	11.55
8	402	AUDREY Alloh	ITA	21 JUL 1987	1	0.216	11.62 SB

Weather conditions

Temperature: 20 °C Humidity: 94 % Conditions: Showers

Legend

SB Season Best

Timing and Results provided by  TISSOT



Result Book

27th Summer Universiade in Kazan 2013



Athletics

Women's 200m





Medallists

Медалисты

As of WED 10 JUL 2013

Medal	Name	Ctry
GOLD	HYACINTHE Kimberly	CAN - Canada
SILVER	LATVALA Hanna-Maari	FIN - Finland
BRONZE	OGRAZEANU Andreea Luiza	ROU - Romania



Result Book

27th Summer Universiade in Kazan 2013



Athletics

Women's 200m Round 1





Start list

Стартовый список

UNIVERSIADE RECORD	21.91	KOCH Marita	GER	Ciudad de México (MEX)	12 SEP 1979
--------------------	-------	-------------	-----	------------------------	-------------

HEAT 1 Start Time: 17:10

Lane	Bib	Name	Ctry code	Date of Birth	PB	SB	Result	Rank
2	722	PALFRAMAN Justine	RSA	4 NOV 1993	23.22	23.28		
3	882	BARUNDIC Nika	SLO	28 APR 1989	24.67	24.91		
4	619	AKINYEMI Folake	NOR	31 MAR 1990	23.61	24.07		
5	774	KOTLYAROVA Nadezhda	RUS	12 JUN 1989				
6	384	FOSTER Amy	IRL	2 OCT 1988	23.53	23.59		
7	307	VAZ MARTINS Jacira	GBS	8 FEB 1995				
8	960	OVCHARENKO Vladislava	TJK	18 DEC 1986	23.98			

HEAT 2 Start Time: 17:15

Lane	Bib	Name	Ctry code	Date of Birth	PB	SB	Result	Rank
2	904	PIYADIGAMA Hiyanthi	SRI	17 FEB 1989	25.44			
3	880	SUMA Asiatu	SLE	19 JUN 1990				
4	105	HYACINTHE Kimberly	CAN	28 MAR 1989	22.79	22.79		
5	190	TA LOU Gonezie Marie-Josee	CIV	18 NOV 1988	23.26	23.67		
6	388	WHELAN Niamh	IRL	26 JUL 1990	23.30	23.70		
7	263	SAKKARIAS Annika	EST	21 AUG 1991				
8	193	MPIANA KONDE Marina	COD	6 APR 1993				

HEAT 3 Start Time: 17:20

Lane	Bib	Name	Ctry code	Date of Birth	PB	SB	Result	Rank
1	376	ROY Himashree	IND	15 MAR 1995				
2	918	SPRUNGER Lea	SUI	5 MAR 1990	23.08	23.36		
3	1051	PTAK Ewelina	POL	20 MAR 1987				
4	552	LEONG Ka Man	MAC	7 JAN 1990	26.97			
5	697	OGRAZEANU Andreea Luiza	ROU	24 MAR 1990	23.29	23.55		
6	681	TAVARES Sonia	POR	21 MAR 1986	23.43	24.14		
7	1070	DO Thi Quyen	VIE	13 MAR 1992				
8	562	COJUHARI Olesea	MDA	29 MAR 1990	24.05	24.12		

HEAT 4 Start Time: 17:25

Lane	Bib	Name	Ctry code	Date of Birth	PB	SB	Result	Rank
2	912	GOLAY Joelle Sarah	SUI	15 OCT 1987	23.84	23.84		
3	1058	JOHNSON Tristie	USA	20 NOV 1993	23.21	23.21		
4	192	FANNY LAURE Appes Ekanga	CMR	9 JUN 1989				
5	248	KALLAS Kulli	EST	15 APR 1991				
6	942	NGWANDA Tumaini John	TAN	19 JUL 1989				
7	287	LATVALA Hanna-Maari	FIN	30 OCT 1987	23.38	23.62		
8	848	GIRUBUGINGO Leonardine	RWA	22 NOV 1989				



Start list

Стартовый список

HEAT 5 Start Time: 17:30

Lane	Bib	Name	Ctry code	Date of Birth	PB	SB	Result	Rank
1	561	ZULKIFLI Zaidatul Husna Binti	MAS	20 AUG 1993				
2	473	SAFRONOVA Olga	KAZ	5 NOV 1991	23.30	23.30		
3	852	DIOP Fatoumata	SEN	10 AUG 1986	24.11	24.11		
4	1073	KAPUTULA Rosemary	ZAM	12 SEP 1989				
5	96	DAVIS Shai-Anne G K	CAN	4 DEC 1993	23.41	23.56		
6	325	ABUBAKARI Asana	GHA	31 MAR 1991	26.87			
7	973	SYU Yong-Jie	TPE	7 OCT 1992				
8	489	KANG Da-Seul	KOR	5 OCT 1992	24.11	24.33		

HEAT 6 Start Time: 17:35

Lane	Bib	Name	Ctry code	Date of Birth	PB	SB	Result	Rank
2	719	NIENABER Arista	RSA	2000				
3	768	KOCHERZHOVA Anastasiia	RUS	16 OCT 1990	23.27	23.27		
4	43	IVA Ishrat Zahan	BAN	22 JUL 1992				
5	957	ESHMURODOVA Olga	TJK	2 JUL 1994	26.37			
6	610	KALU Stephanie Chigozirim	NGR	5 AUG 1993	23.92	23.92		
7	194	NTUMBA NZEMBELE Kellyane	COD	12 JUN 1989				
8	634	SLETTUM Elisabeth	NOR	31 AUG 1986	23.48	23.59		

Qualification: First 3 in each heat and 6 best performers advance to the Semifinals



Results

Результаты

UNIVERSIADE RECORD	21.91	KOCH Marita	GER	Ciudad de México (MEX)	12 SEP 1979
--------------------	-------	-------------	-----	------------------------	-------------

HEAT 1 Start Time: 17:10 Wind: -0.6 m/s

Rank	Bib	Name	Ctry code	Date of Birth	Lane	Reaction time	Result	
1	774	KOTLYAROVA Nadezhda	RUS	12 JUN 1989	5	0.157	23.39	Q
2	722	PALFRAMAN Justine	RSA	4 NOV 1993	2	0.174	24.43	Q
3	960	OVCHARENKO Vladislava	TJK	18 DEC 1986	8	0.189	24.66	Q
4	882	BARUNDIC Nika	SLO	28 APR 1989	3	0.205	25.75	q
	619	AKINYEMI Folake	NOR	31 MAR 1990	4		DNS	
	384	FOSTER Amy	IRL	2 OCT 1988	6		DNS	
	307	VAZ MARTINS Jacira	GBS	8 FEB 1995	7		DNS	

HEAT 2 Start Time: 17:15 Wind: +0.9 m/s


Rank	Bib	Name	Ctry code	Date of Birth	Lane	Reaction time	Result	
1	105	HYACINTHE Kimberly	CAN	28 MAR 1989	4	0.173	23.62	Q
2	190	TA LOU Gonezie Marie-Josee	CIV	18 NOV 1988	5	0.163	23.88	Q
3	388	WHELAN Niamh	IRL	26 JUL 1990	6	0.171	24.15	Q
4	263	SAKKARIAS Annika	EST	21 AUG 1991	7	0.273	25.63	q
5	904	PIYADIGAMA Hiyanthi	SRI	17 FEB 1989	2	0.237	26.11	
6	193	MPIANA KONDE Marina	COD	6 APR 1993	8	0.225	28.44	
	880	SUMA Asiatu	SLE	19 JUN 1990	3		DNS	

HEAT 3 Start Time: 17:20 Wind: -0.7 m/s

Rank	Bib	Name	Ctry code	Date of Birth	Lane	Reaction time	Result	
1	697	OGRAZEANU Andreea Luiza	ROU	24 MAR 1990	5	0.222	23.63	Q
2	1051	PTAK Ewelina	POL	20 MAR 1987	3	0.168	23.65	Q
3	918	SPRUNGER Lea	SUI	5 MAR 1990	2	0.164	23.76	Q
4	681	TAVARES Sonia	POR	21 MAR 1986	6	0.176	24.04	q SB
5	1070	DO Thi Quyen	VIE	13 MAR 1992	7	0.228	26.17	
6	552	LEONG Ka Man	MAC	7 JAN 1990	4	0.187	26.24	PB
7	376	ROY Himashree	IND	15 MAR 1995	1	0.174	26.38	
	562	COJUHARI Olesea	MDA	29 MAR 1990	8		DNS	

HEAT 4 Start Time: 17:25 Wind: +0.2 m/s

Rank	Bib	Name	Ctry code	Date of Birth	Lane	Reaction time	Result	
1	287	LATVALA Hanna-Maari	FIN	30 OCT 1987	7	0.182	23.79	Q
2	1058	JOHNSON Tristie	USA	20 NOV 1993	3	0.171	23.90	Q
3	912	GOLAY Joelle Sarah	SUI	15 OCT 1987	2	0.230	24.20	Q
4	248	KALLAS Kulli	EST	15 APR 1991	5	0.204	25.44	q
5	848	GIRUBUGINGO Leonardine	RWA	22 NOV 1989	8	0.186	30.21	
6	942	NGWANDA Tumaini John	TAN	19 JUL 1989	6	0.307	30.85	
	192	FANNY LAURE Appes Ekanga	CMR	9 JUN 1989	4		DNS	

Timing and Results provided by  TISSOT



Results

Результаты

HEAT 5 Start Time: 17:30 Wind: -0.1 m/s

Rank	Bib	Name	Ctry code	Date of Birth	Lane	Reaction time	Result	
1	96	DAVIS Shai-Anne G K	CAN	4 DEC 1993	5	0.181	23.74	Q
2	973	SYU Yong-Jie	TPE	7 OCT 1992	7	0.193	24.06	Q
3	473	SAFRONOVA Olga	KAZ	5 NOV 1991	2	0.151	24.12	Q
4	852	DIOP Fatoumata	SEN	10 AUG 1986	3	0.162	24.35	q
5	489	KANG Da-Seul	KOR	5 OCT 1992	8	0.177	25.41	q
6	325	ABUBAKARI Asana	GHA	31 MAR 1991	6	0.244	26.10	PB
7	1073	KAPUTULA Rosemary	ZAM	12 SEP 1989	4	0.153	31.55	
	561	ZULKIFLI Zaidatul Husna Binti	MAS	20 AUG 1993	1		DNS	

HEAT 6 Start Time: 17:35 Wind: +0.4 m/s

Rank	Bib	Name	Ctry code	Date of Birth	Lane	Reaction time	Result	
1	768	KOCHERZHOVA Anastasiia	RUS	16 OCT 1990	3	0.195	23.82	Q
2	719	NIENABER Arista	RSA	9 DEC 1987	2	0.179	24.11	Q
3	634	SLETTUM Elisabeth	NOR	31 AUG 1986	8	0.218	24.14	Q
4	957	ESHMURODOVA Olga	TJK	2 JUL 1994	5	0.244	26.88	
	43	IVA Ishrat Zahan	BAN	22 JUL 1992	4		DNS	
	610	KALU Stephanie Chigozirim	NGR	5 AUG 1993	6		DNS	
	194	NTUMBA NZEMBELE Kellyane	COD	12 JUN 1989	7		DNS	


Qualification: First 3 in each heat (Q) and 6 best performers (q) advance to the Semifinals

Weather conditions at the beginning of the 1st heat

Temperature: 19 °C Humidity: 89 % Conditions: Rain

Legend

DNS Did not Start PB Personal Best Q Qualified by place q Qualified by time
SB Season Best

Timing and Results provided by  TISSOT



Results Summary

Итоговые результаты


UNIVERSIADE RECORD	21.91	KOCH Marita	GER	Ciudad de México (MEX)	12 SEP 1979
--------------------	-------	-------------	-----	------------------------	-------------

Rank	Bib	Name	Ctry code	Date of Birth	Heat	Lane	Position	Wind	Time	
1	774	KOTLYAROVA Nadezhda	RUS	12 JUN 1989	1	5	1	-0.6	23.39	Q
2	105	HYACINTHE Kimberly	CAN	28 MAR 1989	2	4	1	+0.9	23.62	Q
3	697	OGRAZEANU Andreea Luiza	ROU	24 MAR 1990	3	5	1	-0.7	23.63	Q
4	1051	PTAK Ewelina	POL	20 MAR 1987	3	3	2	-0.7	23.65	Q
5	96	DAVIS Shai-Anne G K	CAN	4 DEC 1993	5	5	1	-0.1	23.74	Q
6	918	SPRUNGER Lea	SUI	5 MAR 1990	3	2	3	-0.7	23.76	Q
7	287	LATVALA Hanna-Maari	FIN	30 OCT 1987	4	7	1	+0.2	23.79	Q
8	768	KOCHERZHOVA Anastasiia	RUS	16 OCT 1990	6	3	1	+0.4	23.82	Q
9	190	TA LOU Gonezie Marie-Josee	CIV	18 NOV 1988	2	5	2	+0.9	23.88	Q
10	1058	JOHNSON Tristie	USA	20 NOV 1993	4	3	2	+0.2	23.90	Q
11	681	TAVARES Sonia	POR	21 MAR 1986	3	6	4	-0.7	24.04	q SB
12	973	SYU Yong-Jie	TPE	7 OCT 1992	5	7	2	-0.1	24.06	Q
13	719	NIENABER Arista	RSA	9 DEC 1987	6	2	2	+0.4	24.11	Q
14	473	SAFRONOVA Olga	KAZ	5 NOV 1991	5	2	3	-0.1	24.12	Q
15	634	SLETTUM Elisabeth	NOR	31 AUG 1986	6	8	3	+0.4	24.14	Q
16	388	WHELAN Niamh	IRL	26 JUL 1990	2	6	3	+0.9	24.15	Q
17	912	GOLAY Joelle Sarah	SUI	15 OCT 1987	4	2	3	+0.2	24.20	Q
18	852	DIOP Fatoumata	SEN	10 AUG 1986	5	3	4	-0.1	24.35	q
19	722	PALFRAMAN Justine	RSA	4 NOV 1993	1	2	2	-0.6	24.43	Q
20	960	OVCHARENKO Vladislava	TJK	18 DEC 1986	1	8	3	-0.6	24.66	Q
21	489	KANG Da-Seul	KOR	5 OCT 1992	5	8	5	-0.1	25.41	q
22	248	KALLAS Kulli	EST	15 APR 1991	4	5	4	+0.2	25.44	q
23	263	SAKKARIAS Annika	EST	21 AUG 1991	2	7	4	+0.9	25.63	q
24	882	BARUNDIC Nika	SLO	28 APR 1989	1	3	4	-0.6	25.75	q
25	325	ABUBAKARI Asana	GHA	31 MAR 1991	5	6	6	-0.1	26.10	PB
26	904	PIYADIGAMA Hiyanthi	SRI	17 FEB 1989	2	2	5	+0.9	26.11	
27	1070	DO Thi Quyen	VIE	13 MAR 1992	3	7	5	-0.7	26.17	
28	552	LEONG Ka Man	MAC	7 JAN 1990	3	4	6	-0.7	26.24	PB
29	376	ROY Himashree	IND	15 MAR 1995	3	1	7	-0.7	26.38	
30	957	ESHMURODOVA Olga	TJK	2 JUL 1994	6	5	4	+0.4	26.88	
31	193	MPIANA KONDE Marina	COD	6 APR 1993	2	8	6	+0.9	28.44	
32	848	GIRUBUGINGO Leonardine	RWA	22 NOV 1989	4	8	5	+0.2	30.21	
33	942	NGWANDA Tumaini John	TAN	19 JUL 1989	4	6	6	+0.2	30.85	
34	1073	KAPUTULA Rosemary	ZAM	12 SEP 1989	5	4	7	-0.1	31.55	
	619	AKINYEMI Folake	NOR	31 MAR 1990	1	4			DNS	
	562	COJUHARI Olesea	MDA	29 MAR 1990	3	8			DNS	
	192	FANNY LAURE Appes Ekanga	CMR	9 JUN 1989	4	4			DNS	
	384	FOSTER Amy	IRL	2 OCT 1988	1	6			DNS	
	43	IVA Ishrat Zahan	BAN	22 JUL 1992	6	4			DNS	
	610	KALU Stephanie Chigozirim	NGR	5 AUG 1993	6	6			DNS	
	194	NTUMBA NZEMBELE Kellyane	COD	12 JUN 1989	6	7			DNS	
	880	SUMA Asiatu	SLE	19 JUN 1990	2	3			DNS	
	307	VAZ MARTINS Jacira	GBS	8 FEB 1995	1	7			DNS	
	561	ZULKIFLI Zaidatul Husna Binti	MAS	20 AUG 1993	5	1			DNS	

Qualification: First 3 in each heat (Q) and 6 best performers (q) advance to the Semifinals

Note:
These athletes are sorted on performance.

Legend
DNS Did not Start **PB** Personal Best **Q** Qualified by place **q** qualified by time
SB Season Best

Timing and Results provided by  **TISSOT**



Start list

Стартовый список

UNIVERSIADE RECORD	21.91	KOCH Marita	GER	Ciudad de México (MEX)	12 SEP 1979
--------------------	-------	-------------	-----	------------------------	-------------

Lane	Bib	Name	Ctry code	Date of Birth	PB	SB	Result	Rank
2	722	PALFRAMAN Justine	RSA	4 NOV 1993	23.22	23.28		
3	882	BARUNDIC Nika	SLO	28 APR 1989	24.67	24.91		
4	619	AKINYEMI Folake	NOR	31 MAR 1990	23.61	24.07		
5	774	KOTLYAROVA Nadezhda	RUS	12 JUN 1989				
6	384	FOSTER Amy	IRL	2 OCT 1988	23.53	23.59		
7	307	VAZ MARTINS Jacira	GBS	8 FEB 1995				
8	960	OVCHARENKO Vladislava	TJK	18 DEC 1986	23.98			

Qualification: First 3 in each heat and 6 best performers advance to the Semifinals



Results

Результаты

UNIVERSIADE RECORD	21.91	KOCH Marita	GER	Ciudad de México (MEX)	12 SEP 1979
--------------------	-------	-------------	-----	------------------------	-------------

Wind: -0.6m/s

Rank	Bib	Name	Ctry code	Date of Birth	Lane	Reaction time	Result
1	774	KOTLYAROVA Nadezhda	RUS	12 JUN 1989	5	0.157	23.39 Q
2	722	PALFRAMAN Justine	RSA	4 NOV 1993	2	0.174	24.43 Q
3	960	OVCHARENKO Vladislava	TJK	18 DEC 1986	8	0.189	24.66 Q
4	882	BARUNDIC Nika	SLO	28 APR 1989	3	0.205	25.75
	619	AKINYEMI Folake	NOR	31 MAR 1990	4		DNS
	384	FOSTER Amy	IRL	2 OCT 1988	6		DNS
	307	VAZ MARTINS Jacira	GBS	8 FEB 1995	7		DNS

Qualification: First 3 in each heat (Q) and 6 best performers (q) advance to the Semifinals

Weather conditions

Temperature: 19 °C Humidity: 89 % Conditions: Rain

Legend

DNS Did not Start Q Qualified by place

Timing and Results provided by  TISSOT



Start list

Стартовый список

UNIVERSIADE RECORD	21.91	KOCH Marita	GER	Ciudad de México (MEX)	12 SEP 1979
--------------------	-------	-------------	-----	------------------------	-------------

Lane	Bib	Name	Ctry code	Date of Birth	PB	SB	Result	Rank
2	904	PIYADIGAMA Hiyanthi	SRI	17 FEB 1989	25.44			
3	880	SUMA Asiatu	SLE	19 JUN 1990				
4	105	HYACINTHE Kimberly	CAN	28 MAR 1989	22.79	22.79		
5	190	TA LOU Gonezie Marie-Josee	CIV	18 NOV 1988	23.26	23.67		
6	388	WHELAN Niamh	IRL	26 JUL 1990	23.30	23.70		
7	263	SAKKARIAS Annika	EST	21 AUG 1991				
8	193	MPIANA KONDE Marina	COD	6 APR 1993				

Qualification: First 3 in each heat and 6 best performers advance to the Semifinals



Results

Результаты

UNIVERSIADE RECORD	21.91	KOCH Marita	GER	Ciudad de México (MEX)	12 SEP 1979
--------------------	-------	-------------	-----	------------------------	-------------

Wind: +0.9m/s

Rank	Bib	Name	Ctry code	Date of Birth	Lane	Reaction time	Result
1	105	HYACINTHE Kimberly	CAN	28 MAR 1989	4	0.173	23.62 Q
2	190	TA LOU Gonezie Marie-Josee	CIV	18 NOV 1988	5	0.163	23.88 Q
3	388	WHELAN Niamh	IRL	26 JUL 1990	6	0.171	24.15 Q
4	263	SAKKARIAS Annika	EST	21 AUG 1991	7	0.273	25.63
5	904	PIYADIGAMA Hiyanthi	SRI	17 FEB 1989	2	0.237	26.11
6	193	MPIANA KONDE Marina	COD	6 APR 1993	8	0.225	28.44
	880	SUMA Asiatu	SLE	19 JUN 1990	3		DNS

Qualification: First 3 in each heat (Q) and 6 best performers (q) advance to the Semifinals

Weather conditions

Temperature: 19 °C Humidity: 89 % Conditions: Rain

Legend

DNS Did not Start Q Qualified by place

Timing and Results provided by  TISSOT



Start list

Стартовый список

UNIVERSIADE RECORD	21.91	KOCH Marita	GER	Ciudad de México (MEX)	12 SEP 1979
--------------------	-------	-------------	-----	------------------------	-------------

Lane	Bib	Name	Ctry code	Date of Birth	PB	SB	Result	Rank
1	376	ROY Himashree	IND	15 MAR 1995				
2	918	SPRUNGER Lea	SUI	5 MAR 1990	23.08	23.36		
3	1051	PTAK Ewelina	POL	20 MAR 1987				
4	552	LEONG Ka Man	MAC	7 JAN 1990	26.97			
5	697	OGRAZEANU Andreea Luiza	ROU	24 MAR 1990	23.29	23.55		
6	681	TAVARES Sonia	POR	21 MAR 1986	23.43	24.14		
7	1070	DO Thi Quyen	VIE	13 MAR 1992				
8	562	COJUHARI Olesea	MDA	29 MAR 1990	24.05	24.12		

Qualification: First 3 in each heat and 6 best performers advance to the Semifinals



Results

Результаты

UNIVERSIADE RECORD	21.91	KOCH Marita	GER	Ciudad de México (MEX)	12 SEP 1979
--------------------	-------	-------------	-----	------------------------	-------------

Wind: -0.7m/s

Rank	Bib	Name	Ctry code	Date of Birth	Lane	Reaction time	Result
1	697	OGRAZEANU Andreea Luiza	ROU	24 MAR 1990	5	0.222	23.63 Q
2	1051	PTAK Ewelina	POL	20 MAR 1987	3	0.168	23.65 Q
3	918	SPRUNGER Lea	SUI	5 MAR 1990	2	0.164	23.76 Q
4	681	TAVARES Sonia	POR	21 MAR 1986	6	0.176	24.04 SB
5	1070	DO Thi Quyen	VIE	13 MAR 1992	7	0.228	26.17
6	552	LEONG Ka Man	MAC	7 JAN 1990	4	0.187	26.24 PB
7	376	ROY Himashree	IND	15 MAR 1995	1	0.174	26.38
	562	COJUHARI Olesea	MDA	29 MAR 1990	8		DNS

Qualification: First 3 in each heat (Q) and 6 best performers (q) advance to the Semifinals

Weather conditions

Temperature: 19 °C Humidity: 89 % Conditions: Rain

Legend

DNS Did not Start PB Personal Best Q Qualified by place SB Season Best

Timing and Results provided by  TISSOT



Start list

Стартовый список

UNIVERSIADE RECORD	21.91	KOCH Marita	GER	Ciudad de México (MEX)	12 SEP 1979
--------------------	-------	-------------	-----	------------------------	-------------

Lane	Bib	Name	Ctry code	Date of Birth	PB	SB	Result	Rank
2	912	GOLAY Joelle Sarah	SUI	15 OCT 1987	23.84	23.84		
3	1058	JOHNSON Tristie	USA	20 NOV 1993	23.21	23.21		
4	192	FANNY LAURE Appes Ekanga	CMR	9 JUN 1989				
5	248	KALLAS Kulli	EST	15 APR 1991				
6	942	NGWANDA Tumaini John	TAN	19 JUL 1989				
7	287	LATVALA Hanna-Maari	FIN	30 OCT 1987	23.38	23.62		
8	848	GIRUBUGINGO Leonardine	RWA	22 NOV 1989				

Qualification: First 3 in each heat and 6 best performers advance to the Semifinals



Results

Результаты

UNIVERSIADE RECORD	21.91	KOCH Marita	GER	Ciudad de México (MEX)	12 SEP 1979
--------------------	-------	-------------	-----	------------------------	-------------

Wind: +0.2m/s

Rank	Bib	Name	Ctry code	Date of Birth	Lane	Reaction time	Result
1	287	LATVALA Hanna-Maari	FIN	30 OCT 1987	7	0.182	23.79 Q
2	1058	JOHNSON Tristie	USA	20 NOV 1993	3	0.171	23.90 Q
3	912	GOLAY Joelle Sarah	SUI	15 OCT 1987	2	0.230	24.20 Q
4	248	KALLAS Kulli	EST	15 APR 1991	5	0.204	25.44
5	848	GIRUBUGINGO Leonardine	RWA	22 NOV 1989	8	0.186	30.21
6	942	NGWANDA Tumaini John	TAN	19 JUL 1989	6	0.307	30.85
	192	FANNY LAURE Appes Ekanga	CMR	9 JUN 1989	4		DNS


Qualification: First 3 in each heat (Q) and 6 best performers (q) advance to the Semifinals

Weather conditions

Temperature: 19 °C Humidity: 89 % Conditions: Rain

Legend

DNS Did not Start Q Qualified by place

Timing and Results provided by  TISSOT



Start list

Стартовый список

UNIVERSIADE RECORD	21.91	KOCH Marita	GER	Ciudad de México (MEX)	12 SEP 1979
--------------------	-------	-------------	-----	------------------------	-------------

Lane	Bib	Name	Ctry code	Date of Birth	PB	SB	Result	Rank
1	561	ZULKIFLI Zaidatul Husna Binti	MAS	20 AUG 1993				
2	473	SAFRONOVA Olga	KAZ	5 NOV 1991	23.30	23.30		
3	852	DIOP Fatoumata	SEN	10 AUG 1986	24.11	24.11		
4	1073	KAPUTULA Rosemary	ZAM	12 SEP 1989				
5	96	DAVIS Shai-Anne G K	CAN	4 DEC 1993	23.41	23.56		
6	325	ABUBAKARI Asana	GHA	31 MAR 1991	26.87			
7	973	SYU Yong-Jie	TPE	7 OCT 1992				
8	489	KANG Da-Seul	KOR	5 OCT 1992	24.11	24.33		

Qualification: First 3 in each heat and 6 best performers advance to the Semifinals



Results

Результаты

UNIVERSIADE RECORD	21.91	KOCH Marita	GER	Ciudad de México (MEX)	12 SEP 1979
--------------------	-------	-------------	-----	------------------------	-------------

Wind: -0.1m/s

Rank	Bib	Name	Ctry code	Date of Birth	Lane	Reaction time	Result
1	96	DAVIS Shai-Anne G K	CAN	4 DEC 1993	5	0.181	23.74 Q
2	973	SYU Yong-Jie	TPE	7 OCT 1992	7	0.193	24.06 Q
3	473	SAFRONOVA Olga	KAZ	5 NOV 1991	2	0.151	24.12 Q
4	852	DIOP Fatoumata	SEN	10 AUG 1986	3	0.162	24.35 q
5	489	KANG Da-Seul	KOR	5 OCT 1992	8	0.177	25.41
6	325	ABUBAKARI Asana	GHA	31 MAR 1991	6	0.244	26.10 PB
7	1073	KAPUTULA Rosemary	ZAM	12 SEP 1989	4	0.153	31.55
	561	ZULKIFLI Zaidatul Husna Binti	MAS	20 AUG 1993	1		DNS


Qualification: First 3 in each heat (Q) and 6 best performers (q) advance to the Semifinals

Weather conditions

Temperature: 19 °C Humidity: 89 % Conditions: Rain

Legend

DNS Did not Start PB Personal Best Q Qualified by place q qualified by time

Timing and Results provided by  TISSOT



Start list

Стартовый список

UNIVERSIADE RECORD	21.91	KOCH Marita	GER	Ciudad de México (MEX)	12 SEP 1979
--------------------	-------	-------------	-----	------------------------	-------------

Lane	Bib	Name	Ctry code	Date of Birth	PB	SB	Result	Rank
2	719	NIENABER Arista	RSA	2000				
3	768	KOCHERZHOVA Anastasiia	RUS	16 OCT 1990	23.27	23.27		
4	43	IVA Ishrat Zahan	BAN	22 JUL 1992				
5	957	ESHMURODOVA Olga	TJK	2 JUL 1994	26.37			
6	610	KALU Stephanie Chigozirim	NGR	5 AUG 1993	23.92	23.92		
7	194	NTUMBA NZEMBELE Kellyane	COD	12 JUN 1989				
8	634	SLETTUM Elisabeth	NOR	31 AUG 1986	23.48	23.59		

Qualification: First 3 in each heat and 6 best performers advance to the Semifinals



Results

Результаты

UNIVERSIADE RECORD	21.91	KOCH Marita	GER	Ciudad de México (MEX)	12 SEP 1979
--------------------	-------	-------------	-----	------------------------	-------------

Wind: +0.4m/s

Rank	Bib	Name	Ctry code	Date of Birth	Lane	Reaction time	Result
1	768	KOCHERZHOVA Anastasiia	RUS	16 OCT 1990	3	0.195	23.82 Q
2	719	NIENABER Arista	RSA	9 DEC 1987	2	0.179	24.11 Q
3	634	SLETTUM Elisabeth	NOR	31 AUG 1986	8	0.218	24.14 Q
4	957	ESHMURODOVA Olga	TJK	2 JUL 1994	5	0.244	26.88
	43	IVA Ishrat Zahan	BAN	22 JUL 1992	4		DNS
	610	KALU Stephanie Chigozirim	NGR	5 AUG 1993	6		DNS
	194	NTUMBA NZEMBELE Kellyane	COD	12 JUN 1989	7		DNS

Qualification: First 3 in each heat (Q) and 6 best performers (q) advance to the Semifinals

Weather conditions

Temperature: 19 °C Humidity: 89 % Conditions: Rain

Legend

DNS Did not Start Q Qualified by place

Timing and Results provided by  TISSOT



Result Book

27th Summer Universiade in Kazan 2013



Athletics

Women's 200m Semifinals





Start list

Стартовый список

UNIVERSIADE RECORD	21.91	KOCH Marita	GER	Ciudad de México (MEX)	12 SEP 1979
--------------------	-------	-------------	-----	------------------------	-------------

SEMIFINAL 1 Start Time: 18:00

Lane	Bib	Name	Ctry code	Date of Birth	PB	SB	Result	Rank
1	263	SAKKARIAS Annika	EST	21 AUG 1991				
2	852	DIOP Fatoumata	SEN	10 AUG 1986	24.11	24.11		
3	105	HYACINTHE Kimberly	CAN	28 MAR 1989	22.79	22.79		
4	190	TA LOU Gonezie Marie-Josee	CIV	18 NOV 1988	23.26	23.67		
5	768	KOCHERZHOVA Anastasiia	RUS	16 OCT 1990	23.27	23.27		
6	719	NIENABER Arista	RSA	9 DEC 1987				
7	473	SAFRONOVA Olga	KAZ	5 NOV 1991	23.30	23.30		
8	912	GOLAY Joelle Sarah	SUI	15 OCT 1987	23.84	23.84		

SEMIFINAL 2 Start Time: 18:06

Lane	Bib	Name	Ctry code	Date of Birth	PB	SB	Result	Rank
1	489	KANG Da-Seul	KOR	5 OCT 1992	24.11	24.33		
2	248	KALLAS Kullii	EST	15 APR 1991				
3	96	DAVIS Shai-Anne G K	CAN	4 DEC 1993	23.41	23.56		
4	697	OGRAZEANU Andreea Luiza	ROU	24 MAR 1990	23.29	23.55		
5	973	SYU Yong-Jie	TPE	7 OCT 1992				
6	1058	JOHNSON Tristie	USA	20 NOV 1993	23.21	23.21		
7	388	WHELAN Niamh	IRL	26 JUL 1990	23.30	23.70		
8	634	SLETTUM Elisabeth	NOR	31 AUG 1986	23.48	23.59		

SEMIFINAL 3 Start Time: 18:12

Lane	Bib	Name	Ctry code	Date of Birth	PB	SB	Result	Rank
1	681	TAVARES Sonia	POR	21 MAR 1986	23.43	24.04		
2	882	BARUNDIC Nika	SLO	28 APR 1989	24.67	24.91		
3	774	KOTLYAROVA Nadezhda	RUS	12 JUN 1989				
4	287	LATVALA Hanna-Maari	FIN	30 OCT 1987	23.38	23.62		
5	722	PALFRAMAN Justine	RSA	4 NOV 1993	23.22	23.28		
6	1051	PTAK Ewelina	POL	20 MAR 1987				
7	918	SPRUNGER Lea	SUI	5 MAR 1990	23.08	23.36		
8	960	OVCHARENKO Vladislava	TJK	18 DEC 1986	23.98			

Qualification: First 2 in each heat and 2 best performers advance to the Final



Results

Результаты

UNIVERSIADE RECORD	21.91	KOCH Marita	GER	Ciudad de México (MEX)	12 SEP 1979
--------------------	-------	-------------	-----	------------------------	-------------

SEMIFINAL 1

Start Time: 18:00

Wind: +3.0 m/s

Rank	Bib	Name	Ctry code	Date of Birth	Lane	Reaction time	Result	
1	105	HYACINTHE Kimberly	CAN	28 MAR 1989	3	0.146	23.27	Q
2	768	KOCHERZHOVA Anastasiia	RUS	16 OCT 1990	5	0.185	23.49	Q
3	190	TA LOU Gonezie Marie-Josee	CIV	18 NOV 1988	4	0.215	23.64	q
4	473	SAFRONOVA Olga	KAZ	5 NOV 1991	7	0.190	23.95	
5	719	NIENABER Arista	RSA	9 DEC 1987	6	0.210	24.23	
6	852	DIOP Fatoumata	SEN	10 AUG 1986	2	0.210	24.24	
7	263	SAKKARIAS Annika	EST	21 AUG 1991	1	0.162	25.35	
	912	GOLAY Joelle Sarah	SUI	15 OCT 1987	8	0.241	DQ	R 163.3

SEMIFINAL 2

Start Time: 18:06

Wind: +2.0 m/s

Rank	Bib	Name	Ctry code	Date of Birth	Lane	Reaction time	Result	
1	697	OGRAZEANU Andreea Luiza	ROU	24 MAR 1990	4	0.230	23.31	Q SB
2	96	DAVIS Shai-Anne G K	CAN	4 DEC 1993	3	0.186	23.33	Q PB
3	1058	JOHNSON Tristie	USA	20 NOV 1993	6	0.162	23.47	q
4	388	WHELAN Niamh	IRL	26 JUL 1990	7	0.168	23.68	SB
5	973	SYU Yong-Jie	TPE	7 OCT 1992	5	0.189	23.97	
6	634	SLETTUM Elisabeth	NOR	31 AUG 1986	8	0.216	24.01	
7	248	KALLAS Kulli	EST	15 APR 1991	2	0.212	25.46	
8	489	KANG Da-Seul	KOR	5 OCT 1992	1	0.170	25.60	

SEMIFINAL 3

Start Time: 18:12

Wind: +1.7 m/s

Rank	Bib	Name	Ctry code	Date of Birth	Lane	Reaction time	Result	
1	287	LATVALA Hanna-Maari	FIN	30 OCT 1987	4	0.161	23.29	Q PB
2	774	KOTLYAROVA Nadezhda	RUS	12 JUN 1989	3	0.154	23.61	Q
3	1051	PTAK Ewelina	POL	20 MAR 1987	6	0.172	23.65	
4	918	SPRUNGER Lea	SUI	5 MAR 1990	7	0.184	23.80	
5	681	TAVARES Sonia	POR	21 MAR 1986	1	0.165	23.89	SB
6	722	PALFRAMAN Justine	RSA	4 NOV 1993	5	0.166	23.93	
7	960	OVCHARENKO Vladislava	TJK	18 DEC 1986	8	0.255	24.65	
8	882	BARUNDIC Nika	SLO	28 APR 1989	2	0.233	25.93	

Qualification: First 2 in each heat (Q) and 2 best performers (q) advance to the Final

Weather conditions at the beginning of the 1st heat


Temperature: 25 °C Humidity: 54 % Conditions: Partly cloudy

Note:

IAAF Rule 163.3 - lane infringement

Legend

DQ Disqualified PB Personal Best Q Qualified by place q Qualified by time
SB Season Best

Timing and Results provided by  TISSOT



Results Summary

Итоговые результаты


UNIVERSIADE RECORD	21.91	KOCH Marita	GER	Ciudad de México (MEX)	12 SEP 1979
--------------------	-------	-------------	-----	------------------------	-------------

Rank	Bib	Name	Ctry code	Date of Birth	Heat	Lane	Position	Wind	Time	
1	105	HYACINTHE Kimberly	CAN	28 MAR 1989	1	3	1	+3.0	23.27	Q
2	287	LATVALA Hanna-Maari	FIN	30 OCT 1987	3	4	1	+1.7	23.29	Q PB
3	697	OGRAZEANU Andreea Luiza	ROU	24 MAR 1990	2	4	1	+2.0	23.31	Q SB
4	96	DAVIS Shai-Anne G K	CAN	4 DEC 1993	2	3	2	+2.0	23.33	Q PB
5	1058	JOHNSON Tristie	USA	20 NOV 1993	2	6	3	+2.0	23.47	q
6	768	KOCHERZHOVA Anastasiia	RUS	16 OCT 1990	1	5	2	+3.0	23.49	Q
7	774	KOTLYAROVA Nadezhda	RUS	12 JUN 1989	3	3	2	+1.7	23.61	Q
8	190	TA LOU Gonezie Marie-Josee	CIV	18 NOV 1988	1	4	3	+3.0	23.64	q
9	1051	PTAK Ewelina	POL	20 MAR 1987	3	6	3	+1.7	23.65	
10	388	WHELAN Niamh	IRL	26 JUL 1990	2	7	4	+2.0	23.68	SB
11	918	SPRUNGER Lea	SUI	5 MAR 1990	3	7	4	+1.7	23.80	
12	681	TAVARES Sonia	POR	21 MAR 1986	3	1	5	+1.7	23.89	SB
13	722	PALFRAMAN Justine	RSA	4 NOV 1993	3	5	6	+1.7	23.93	
14	473	SAFRONOVA Olga	KAZ	5 NOV 1991	1	7	4	+3.0	23.95	
15	973	SYU Yong-Jie	TPE	7 OCT 1992	2	5	5	+2.0	23.97	
16	634	SLETTUM Elisabeth	NOR	31 AUG 1986	2	8	6	+2.0	24.01	
17	719	NIENABER Arista	RSA	9 DEC 1987	1	6	5	+3.0	24.23	
18	852	DIOP Fatoumata	SEN	10 AUG 1986	1	2	6	+3.0	24.24	
19	960	OVCHARENKO Vladislava	TJK	18 DEC 1986	3	8	7	+1.7	24.65	
20	263	SAKKARIAS Annika	EST	21 AUG 1991	1	1	8	+3.0	25.35	
21	248	KALLAS Kulli	EST	15 APR 1991	2	2	7	+2.0	25.46	
22	489	KANG Da-Seul	KOR	5 OCT 1992	2	1	8	+2.0	25.60	
23	882	BARUNDIC Nika	SLO	28 APR 1989	3	2	8	+1.7	25.93	
	912	GOLAY Joelle Sarah	SUI	15 OCT 1987	1	8	7	+3.0	DQ	R 163.3

Qualification: First 2 in each heat (Q) and 2 best performers (q) advance to the Final

Note:
IAAF Rule 163.3 - lane infringement
These athletes are sorted on performance.

Legend	
DQ	Disqualified
SB	Season Best
PB	Personal Best
Q	Qualified by place
q	qualified by time

Timing and Results provided by  **TISSOT**



Start list

Стартовый список

UNIVERSIADE RECORD	21.91	KOCH Marita	GER	Ciudad de México (MEX)	12 SEP 1979
--------------------	-------	-------------	-----	------------------------	-------------

Lane	Bib	Name	Ctry code	Date of Birth	PB	SB	Result	Rank
1	263	SAKKARIAS Annika	EST	21 AUG 1991				
2	852	DIOP Fatoumata	SEN	10 AUG 1986	24.11	24.11		
3	105	HYACINTHE Kimberly	CAN	28 MAR 1989	22.79	22.79		
4	190	TA LOU Gonezie Marie-Josee	CIV	18 NOV 1988	23.26	23.67		
5	768	KOCHERZHOVA Anastasiia	RUS	16 OCT 1990	23.27	23.27		
6	719	NIENABER Arista	RSA	9 DEC 1987				
7	473	SAFRONOVA Olga	KAZ	5 NOV 1991	23.30	23.30		
8	912	GOLAY Joelle Sarah	SUI	15 OCT 1987	23.84	23.84		

Qualification: First 2 in each heat and 2 best performers advance to the Final



Results
Результаты

REVISED
10 JUL 18:12

UNIVERSIADE RECORD	21.91	KOCH Marita	GER	Ciudad de México (MEX)	12 SEP 1979
--------------------	-------	-------------	-----	------------------------	-------------

Wind: +3.0m/s

Rank	Bib	Name	Ctry code	Date of Birth	Lane	Reaction time	Result
1	105	HYACINTHE Kimberly	CAN	28 MAR 1989	3	0.146	23.27 Q
2	768	KOCHERZHOVA Anastasiia	RUS	16 OCT 1990	5	0.185	23.49 Q
3	190	TA LOU Gonezie Marie-Josee	CIV	18 NOV 1988	4	0.215	23.64
4	473	SAFRONOVA Olga	KAZ	5 NOV 1991	7	0.190	23.95
5	719	NIENABER Arista	RSA	9 DEC 1987	6	0.210	24.23
6	852	DIOP Fatoumata	SEN	10 AUG 1986	2	0.210	24.24
7	263	SAKKARIAS Annika	EST	21 AUG 1991	1	0.162	25.35
	912	GOLAY Joelle Sarah	SUI	15 OCT 1987	8	0.241	DQ R 163.3

Qualification: First 2 in each heat (Q) and 2 best performers (q) advance to the Final

Weather conditions


Temperature: 25 °C Humidity: 54 % Conditions: Partly cloudy

Note:

IAAF Rule 163.3 - lane infringement

Legend

DQ Disqualified Q Qualified by place

Timing and Results provided by  **TISSOT**



Start list

Стартовый список

UNIVERSIADE RECORD	21.91	KOCH Marita	GER	Ciudad de México (MEX)	12 SEP 1979
--------------------	-------	-------------	-----	------------------------	-------------

Lane	Bib	Name	Ctry code	Date of Birth	PB	SB	Result	Rank
1	489	KANG Da-Seul	KOR	5 OCT 1992	24.11	24.33		
2	248	KALLAS Kulli	EST	15 APR 1991				
3	96	DAVIS Shai-Anne G K	CAN	4 DEC 1993	23.41	23.56		
4	697	OGRAZEANU Andreea Luiza	ROU	24 MAR 1990	23.29	23.55		
5	973	SYU Yong-Jie	TPE	7 OCT 1992				
6	1058	JOHNSON Tristie	USA	20 NOV 1993	23.21	23.21		
7	388	WHELAN Niamh	IRL	26 JUL 1990	23.30	23.70		
8	634	SLETTUM Elisabeth	NOR	31 AUG 1986	23.48	23.59		

Qualification: First 2 in each heat and 2 best performers advance to the Final



Results

Результаты

UNIVERSIADE RECORD	21.91	KOCH Marita	GER	Ciudad de México (MEX)	12 SEP 1979
--------------------	-------	-------------	-----	------------------------	-------------

Wind: +2.0m/s

Rank	Bib	Name	Ctry code	Date of Birth	Lane	Reaction time	Result		
1	697	OGRAZEANU Andreea Luiza	ROU	24 MAR 1990	4	0.230	23.31	Q	SB
2	96	DAVIS Shai-Anne G K	CAN	4 DEC 1993	3	0.186	23.33	Q	PB
3	1058	JOHNSON Tristie	USA	20 NOV 1993	6	0.162	23.47		
4	388	WHELAN Niamh	IRL	26 JUL 1990	7	0.168	23.68		SB
5	973	SYU Yong-Jie	TPE	7 OCT 1992	5	0.189	23.97		
6	634	SLETTUM Elisabeth	NOR	31 AUG 1986	8	0.216	24.01		
7	248	KALLAS Kulli	EST	15 APR 1991	2	0.212	25.46		
8	489	KANG Da-Seul	KOR	5 OCT 1992	1	0.170	25.60		

Qualification: First 2 in each heat (Q) and 2 best performers (q) advance to the Final

Weather conditions

Temperature: 25 °C Humidity: 54 % Conditions: Partly cloudy

Legend

PB Personal Best **Q** Qualified by place **SB** Season Best

Timing and Results provided by  **TISSOT**



Start list

Стартовый список

UNIVERSIADE RECORD	21.91	KOCH Marita	GER	Ciudad de México (MEX)	12 SEP 1979
--------------------	-------	-------------	-----	------------------------	-------------

Lane	Bib	Name	Ctry code	Date of Birth	PB	SB	Result	Rank
1	681	TAVARES Sonia	POR	21 MAR 1986	23.43	24.04		
2	882	BARUNDIC Nika	SLO	28 APR 1989	24.67	24.91		
3	774	KOTLYAROVA Nadezhda	RUS	12 JUN 1989				
4	287	LATVALA Hanna-Maari	FIN	30 OCT 1987	23.38	23.62		
5	722	PALFRAMAN Justine	RSA	4 NOV 1993	23.22	23.28		
6	1051	PTAK Ewelina	POL	20 MAR 1987				
7	918	SPRUNGER Lea	SUI	5 MAR 1990	23.08	23.36		
8	960	OVCHARENKO Vladislava	TJK	18 DEC 1986	23.98			

Qualification: First 2 in each heat and 2 best performers advance to the Final



Results

Результаты

UNIVERSIADE RECORD	21.91	KOCH Marita	GER	Ciudad de México (MEX)	12 SEP 1979
--------------------	-------	-------------	-----	------------------------	-------------

Wind: +1.7m/s

Rank	Bib	Name	Ctry code	Date of Birth	Lane	Reaction time	Result	
1	287	LATVALA Hanna-Maari	FIN	30 OCT 1987	4	0.161	23.29	Q PB
2	774	KOTLYAROVA Nadezhda	RUS	12 JUN 1989	3	0.154	23.61	Q
3	1051	PTAK Ewelina	POL	20 MAR 1987	6	0.172	23.65	
4	918	SPRUNGER Lea	SUI	5 MAR 1990	7	0.184	23.80	
5	681	TAVARES Sonia	POR	21 MAR 1986	1	0.165	23.89	SB
6	722	PALFRAMAN Justine	RSA	4 NOV 1993	5	0.166	23.93	
7	960	OVCHARENKO Vladislava	TJK	18 DEC 1986	8	0.255	24.65	
8	882	BARUNDIC Nika	SLO	28 APR 1989	2	0.233	25.93	

Qualification: First 2 in each heat (Q) and 2 best performers (q) advance to the Final

Weather conditions

Temperature: 25 °C Humidity: 54 % Conditions: Partly cloudy

Legend

PB Personal Best **Q** Qualified by place **SB** Season Best

Timing and Results provided by  **TISSOT**



Result Book

27th Summer Universiade in Kazan 2013



Athletics

Women's 200m Final





Start list

Стартовый список

UNIVERSIADE RECORD	21.91	KOCH Marita	GER	Ciudad de México (MEX)	12 SEP 1979
--------------------	-------	-------------	-----	------------------------	-------------

Lane	Bib	Name	Ctry code	Date of Birth	PB	SB	Result	Rank
1	190	TA LOU Gonezie Marie-Josee	CIV	18 NOV 1988	23.26	23.67		
2	1058	JOHNSON Tristie	USA	20 NOV 1993	23.21	23.21		
3	287	LATVALA Hanna-Maari	FIN	30 OCT 1987	23.29	23.29		
4	105	HYACINTHE Kimberly	CAN	28 MAR 1989	22.79	22.79		
5	697	OGRAZEANU Andreea Luiza	ROU	24 MAR 1990	23.29	23.31		
6	96	DAVIS Shai-Anne G K	CAN	4 DEC 1993	23.33	23.33		
7	774	KOTLYAROVA Nadezhda	RUS	12 JUN 1989				
8	768	KOCHERZHOVA Anastasiia	RUS	16 OCT 1990	23.27	23.27		



Results

Результаты

UNIVERSIADE RECORD	21.91	KOCH Marita	GER	Ciudad de México (MEX)	12 SEP 1979
--------------------	-------	-------------	-----	------------------------	-------------

Wind: +1.6m/s

Rank	Bib	Name	Ctry code	Date of Birth	Lane	Reaction time	Result
1	105	HYACINTHE Kimberly	CAN	28 MAR 1989	4	0.184	22.78 PB
2	287	LATVALA Hanna-Maari	FIN	30 OCT 1987	3	0.166	22.98 PB
3	697	OGRAZEANU Andreea Luiza	ROU	24 MAR 1990	5	0.216	23.10 PB
4	96	DAVIS Shai-Anne G K	CAN	4 DEC 1993	6	0.192	23.12 PB
5	1058	JOHNSON Tristie	USA	20 NOV 1993	2	0.172	23.32
6	774	KOTLYAROVA Nadezhda	RUS	12 JUN 1989	7	0.187	23.51
7	768	KOCHERZHOVA Anastasiia	RUS	16 OCT 1990	8	0.230	23.62
8	190	TA LOU Gonezie Marie-Josee	CIV	18 NOV 1988	1	0.166	23.63 SB

Weather conditions

Temperature: 24 °C Humidity: 48 % Conditions: Cloudy

Legend

PB Personal Best **SB** Season Best

Timing and Results provided by  **TISSOT**



Result Book

27th Summer Universiade in Kazan 2013



Athletics

Women's 400m





Medallists

Медалисты

As of TUE 9 JUL 2013

Medal	Name	Ctry
GOLD	USTALOVA Ksenia	RUS - Russian Federation
SILVER	TAMKOVA Alena	RUS - Russian Federation
BRONZE	LEROY Anastasia	JAM - Jamaica



Result Book

27th Summer Universiade in Kazan 2013



Athletics

Women's 400m Round 1





Start list

Стартовый список

UNIVERSIADE RECORD	49.88	TIRLEA Ionela	ROU	Palma de Mallorca (ESP)	12 JUL 1999
--------------------	-------	---------------	-----	-------------------------	-------------

HEAT 1 Start Time: 9:00

Lane	Bib	Name	Ctry code	Date of Birth	PB	SB	Result	Rank
2	71	MASHILA Lydia Casey	BOT	22 JUN 1990	52.65	53.26		
3	260	MEIER Helin	EST	20 APR 1992	57.12			
4	871	KAMARA Salamatu Isatu	SLE	15 SEP 1987				
5	609	GEORGE Regina Nneka	NGR	17 FEB 1991	50.99	50.99		
6	852	DIOP Fatoumata	SEN	10 AUG 1986	53.63	53.63		
7	26	SARGENT Caitlin	AUS	14 JUN 1992	52.66	52.66		
8	237	BOKESA ABIA Aauri Lorena	ESP	14 DEC 1988	52.22	52.22		

HEAT 2 Start Time: 9:06

Lane	Bib	Name	Ctry code	Date of Birth	PB	SB	Result	Rank
2	722	PALFRAMAN Justine	RSA	4 NOV 1993	51.87	53.32		
3	552	LEONG Ka Man	MAC	7 JAN 1990	58.78			
4	562	COJUHARI Olesea	MDA	29 MAR 1990	52.00	52.13		
5	415	LEROY Anastasia	JAM	11 SEP 1987	51.09	51.19		
6	82	MANDABA Elisabeth Victoire	CAF	7 JUN 1989				
7	208	BARTONICKOVA Jitka	CZE	22 DEC 1985	52.72	52.87		
8	656	BEDNAREK Agata	POL	28 JUN 1988	52.41	53.14		

HEAT 3 Start Time: 9:12

Lane	Bib	Name	Ctry code	Date of Birth	PB	SB	Result	Rank
1	1037	PIATACHENKO Viktoriya	UKR	7 MAY 1989				
2	92	BROWN Alicia Christina	CAN	21 JAN 1990	52.92	52.92		
3	204	BERMUDEZ Desire	CRC	26 JUL 1990	54.90	54.90		
4	404	BONFANTI Elena Maria	ITA	9 JUL 1988	52.61	53.13		
5	1072	IKABONGO Ikabongo	ZAM	6 MAR 1989				
6	506	NAGLE Inese	LAT	2 DEC 1988	58.65	58.65		
7	832	TAMKOVA Alena	RUS	30 MAY 1990	51.52	51.52		
8	608	GEORGE Patience Okon	NGR	25 NOV 1991	51.87	51.87		

HEAT 4 Start Time: 9:18

Lane	Bib	Name	Ctry code	Date of Birth	PB	SB	Result	Rank
2	729	VAN DER MERWE Sonja	RSA	19 MAY 1992	52.75	53.28		
3	876	SESAY Isha Said	SLE	17 JAN 1992				
4	839	USTALOVA Ksenia	RUS	14 JAN 1988	49.92	50.84		
5	1027	BARALEY Yuliya	UKR	25 APR 1990	52.34	52.34		
6	888	REBERNIK Liona	SLO	28 NOV 1991	53.62	53.63		
7	1062	NELSON Briana	USA	18 JUL 1992	52.31	52.31		
8	549	IAO Si Teng	MAC	2 JAN 1994				

Qualification: First 3 in each heat and 4 best performers advance to the Semifinals



Results

Результаты

UNIVERSIADE RECORD	49.88	TIRLEA Ionela	ROU	Palma de Mallorca (ESP)	12 JUL 1999
--------------------	-------	---------------	-----	-------------------------	-------------

HEAT 1 Start Time: 9:00

Rank	Bib	Name	Ctry code	Date of Birth	Lane	Reaction time	Result	
1	237	BOKESA ABIA Auri Lorena	ESP	14 DEC 1988	8	0.233	52.99	Q
2	71	MASHILA Lydia Casey	BOT	22 JUN 1990	2	0.164	53.37	Q
3	26	SARGENT Caitlin	AUS	14 JUN 1992	7	0.201	53.60	Q
4	852	DIOP Fatoumata	SEN	10 AUG 1986	6	0.225	54.02	q
5	260	MEIER Helin	EST	20 APR 1992	3	0.231	55.85	PB
	609	GEORGE Regina Nneka	NGR	17 FEB 1991	5		DNS	
	871	KAMARA Salamatu Isatu	SLE	15 SEP 1987	4		DNS	

HEAT 2 Start Time: 9:06

Rank	Bib	Name	Ctry code	Date of Birth	Lane	Reaction time	Result	
1	415	LEROY Anastasia	JAM	11 SEP 1987	5	0.200	53.33	Q
2	208	BARTONICKOVA Jitka	CZE	22 DEC 1985	7	0.237	53.57	Q
3	562	COJUHARI Olesea	MDA	29 MAR 1990	4	0.228	53.66	Q
4	656	BEDNAREK Agata	POL	28 JUN 1988	8	0.168	53.93	q
5	722	PALFRAMAN Justine	RSA	4 NOV 1993	2	0.169	55.43	
6	82	MANDABA Elisabeth Victoire	CAF	7 JUN 1989	6	0.223	58.35	NR
7	552	LEONG Ka Man	MAC	7 JAN 1990	3	0.152	58.48	PB

HEAT 3 Start Time: 9:12

Rank	Bib	Name	Ctry code	Date of Birth	Lane	Reaction time	Result	
1	832	TAMKOVA Alena	RUS	30 MAY 1990	7	0.197	53.46	Q
2	92	BROWN Alicia Christina	CAN	21 JAN 1990	2	0.166	53.86	Q
3	404	BONFANTI Elena Maria	ITA	9 JUL 1988	4	0.204	53.88	Q
4	204	BERMUDEZ Desire	CRC	26 JUL 1990	3	0.202	56.71	
5	506	NAGLE Inese	LAT	2 DEC 1988	6	0.159	59.09	
	608	GEORGE Patience Okon	NGR	25 NOV 1991	8		DNS	
	1072	IKABONGO Ikabongo	ZAM	6 MAR 1989	5		DNS	
	1037	PIATACHENKO Viktoriya	UKR	7 MAY 1989	1		DNS	

HEAT 4 Start Time: 9:18


Rank	Bib	Name	Ctry code	Date of Birth	Lane	Reaction time	Result	
1	839	USTALOVA Ksenia	RUS	14 JAN 1988	4	0.177	52.98	Q
2	1062	NELSON Briana	USA	18 JUL 1992	7	0.265	53.35	Q
3	729	VAN DER MERWE Sonja	RSA	19 MAY 1992	2	0.171	53.67	Q
4	1027	BARALEY Yuliya	UKR	25 APR 1990	5	0.217	53.81	q
5	888	REBERNIK Liona	SLO	28 NOV 1991	6	0.194	54.51	q
6	549	IAO Si Teng	MAC	2 JAN 1994	8	0.325	1:01.98	
	876	SESAY Isha Said	SLE	17 JAN 1992	3		DNS	

Qualification: First 3 in each heat (Q) and 4 best performers (q) advance to the Semifinals

Weather conditions at the beginning of the 1st heat

Temperature: 22 °C Humidity: 69 % Conditions: Sunny

Legend	
DNS	Did not Start
NR	National Record
PB	Personal Best
Q	Qualified by place
q	Qualified by time

Timing and Results provided by  TISSOT



Results Summary

Итоговые результаты


UNIVERSIADE RECORD	49.88	TIRLEA Ionela	ROU	Palma de Mallorca (ESP)	12 JUL 1999
--------------------	-------	---------------	-----	-------------------------	-------------

Rank	Bib	Name	Ctry code	Date of Birth	Heat	Lane	Position	Time	
1	839	USTALOVA Ksenia	RUS	14 JAN 1988	4	4	1	52.98	Q
2	237	BOKESA ABIA Aauri Lorena	ESP	14 DEC 1988	1	8	1	52.99	Q
3	415	LEROY Anastasia	JAM	11 SEP 1987	2	5	1	53.33	Q
4	1062	NELSON Briana	USA	18 JUL 1992	4	7	2	53.35	Q
5	71	MASHILA Lydia Casey	BOT	22 JUN 1990	1	2	2	53.37	Q
6	832	TAMKOVA Alena	RUS	30 MAY 1990	3	7	1	53.46	Q
7	208	BARTONICKOVA Jitka	CZE	22 DEC 1985	2	7	2	53.57	Q
8	26	SARGENT Caitlin	AUS	14 JUN 1992	1	7	3	53.60	Q
9	562	COJUHARI Olesea	MDA	29 MAR 1990	2	4	3	53.66	Q
10	729	VAN DER MERWE Sonja	RSA	19 MAY 1992	4	2	3	53.67	Q
11	1027	BARALEY Yuliya	UKR	25 APR 1990	4	5	4	53.81	q
12	92	BROWN Alicia Christina	CAN	21 JAN 1990	3	2	2	53.86	Q
13	404	BONFANTI Elena Maria	ITA	9 JUL 1988	3	4	3	53.88	Q
14	656	BEDNAREK Agata	POL	28 JUN 1988	2	8	4	53.93	q
15	852	DIOP Fatoumata	SEN	10 AUG 1986	1	6	4	54.02	q
16	888	REBERNIK Liona	SLO	28 NOV 1991	4	6	5	54.51	q
17	722	PALFRAMAN Justine	RSA	4 NOV 1993	2	2	5	55.43	
18	260	MEIER Helin	EST	20 APR 1992	1	3	5	55.85	PB
19	204	BERMUDEZ Desire	CRC	26 JUL 1990	3	3	4	56.71	
20	82	MANDABA Elisabeth Victoire	CAF	7 JUN 1989	2	6	6	58.35	NR
21	552	LEONG Ka Man	MAC	7 JAN 1990	2	3	7	58.48	PB
22	506	NAGLE Inese	LAT	2 DEC 1988	3	6	5	59.09	
23	549	IAO Si Teng	MAC	2 JAN 1994	4	8	6	1:01.98	
	608	GEORGE Patience Okon	NGR	25 NOV 1991	3	8		DNS	
	609	GEORGE Regina Nneka	NGR	17 FEB 1991	1	5		DNS	
	1072	IKABONGO Ikabongo	ZAM	6 MAR 1989	3	5		DNS	
	871	KAMARA Salamatu Isatu	SLE	15 SEP 1987	1	4		DNS	
	1037	PIATACHENKO Viktoriya	UKR	7 MAY 1989	3	1		DNS	
	876	SESAY Isha Said	SLE	17 JAN 1992	4	3		DNS	

Qualification: First 3 in each heat (Q) and 4 best performers (q) advance to the Semifinals

Note:
These athletes are sorted on performance.

Legend
DNS Did not Start
q qualified by time
NR National Record
PB Personal Best
Q Qualified by place

Timing and Results provided by  **TISSOT**



Start list

Стартовый список

UNIVERSIADE RECORD	49.88	TIRLEA Ionela	ROU	Palma de Mallorca (ESP)	12 JUL 1999
--------------------	-------	---------------	-----	-------------------------	-------------

Lane	Bib	Name	Ctry code	Date of Birth	PB	SB	Result	Rank
2	71	MASHILA Lydia Casey	BOT	22 JUN 1990	52.65	53.26		
3	260	MEIER Helin	EST	20 APR 1992	57.12			
4	871	KAMARA Salamatu Isatu	SLE	15 SEP 1987				
5	609	GEORGE Regina Nneka	NGR	17 FEB 1991	50.99	50.99		
6	852	DIOP Fatoumata	SEN	10 AUG 1986	53.63	53.63		
7	26	SARGENT Caitlin	AUS	14 JUN 1992	52.66	52.66		
8	237	BOKESA ABIA Auri Lorena	ESP	14 DEC 1988	52.22	52.22		

Qualification: First 3 in each heat and 4 best performers advance to the Semifinals



Results

Результаты

UNIVERSIADE RECORD	49.88	TIRLEA Ionela	ROU	Palma de Mallorca (ESP)	12 JUL 1999
--------------------	-------	---------------	-----	-------------------------	-------------

Rank	Bib	Name	Ctry code	Date of Birth	Lane	Reaction time	Result
1	237	BOKESA ABIA Auri Lorena	ESP	14 DEC 1988	8	0.233	52.99 Q
2	71	MASHILA Lydia Casey	BOT	22 JUN 1990	2	0.164	53.37 Q
3	26	SARGENT Caitlin	AUS	14 JUN 1992	7	0.201	53.60 Q
4	852	DIOP Fatoumata	SEN	10 AUG 1986	6	0.225	54.02
5	260	MEIER Helin	EST	20 APR 1992	3	0.231	55.85 PB
	609	GEORGE Regina Nneka	NGR	17 FEB 1991	5		DNS
	871	KAMARA Salamatu Isatu	SLE	15 SEP 1987	4		DNS


Qualification: First 3 in each heat (Q) and 4 best performers (q) advance to the Semifinals

Weather conditions

Temperature: 22 °C Humidity: 69 % Conditions: Sunny

Legend

DNS Did not Start PB Personal Best Q Qualified by place

Timing and Results provided by  TISSOT



Start list

Стартовый список

UNIVERSIADE RECORD	49.88	TIRLEA Ionela	ROU	Palma de Mallorca (ESP)	12 JUL 1999
--------------------	-------	---------------	-----	-------------------------	-------------

Lane	Bib	Name	Ctry code	Date of Birth	PB	SB	Result	Rank
2	722	PALFRAMAN Justine	RSA	4 NOV 1993	51.87	53.32		
3	552	LEONG Ka Man	MAC	7 JAN 1990	58.78			
4	562	COJUHARI Olesea	MDA	29 MAR 1990	52.00	52.13		
5	415	LEROY Anastasia	JAM	11 SEP 1987	51.09	51.19		
6	82	MANDABA Elisabeth Victoire	CAF	7 JUN 1989				
7	208	BARTONICKOVA Jitka	CZE	22 DEC 1985	52.72	52.87		
8	656	BEDNAREK Agata	POL	28 JUN 1988	52.41	53.14		

Qualification: First 3 in each heat and 4 best performers advance to the Semifinals



Results

Результаты

UNIVERSIADE RECORD	49.88	TIRLEA Ionela	ROU	Palma de Mallorca (ESP)	12 JUL 1999
--------------------	-------	---------------	-----	-------------------------	-------------

Rank	Bib	Name	Ctry code	Date of Birth	Lane	Reaction time	Result	
1	415	LEROY Anastasia	JAM	11 SEP 1987	5	0.200	53.33	Q
2	208	BARTONICKOVA Jitka	CZE	22 DEC 1985	7	0.237	53.57	Q
3	562	COJUHARI Olesea	MDA	29 MAR 1990	4	0.228	53.66	Q
4	656	BEDNAREK Agata	POL	28 JUN 1988	8	0.168	53.93	
5	722	PALFRAMAN Justine	RSA	4 NOV 1993	2	0.169	55.43	
6	82	MANDABA Elisabeth Victoire	CAF	7 JUN 1989	6	0.223	58.35	NR
7	552	LEONG Ka Man	MAC	7 JAN 1990	3	0.152	58.48	PB

Qualification: First 3 in each heat (Q) and 4 best performers (q) advance to the Semifinals

Weather conditions

Temperature: 22 °C Humidity: 69 % Conditions: Sunny

Legend

NR National Record PB Personal Best Q Qualified by place

Timing and Results provided by  TISSOT



Start list

Стартовый список

UNIVERSIADE RECORD	49.88	TIRLEA Ionela	ROU	Palma de Mallorca (ESP)	12 JUL 1999
--------------------	-------	---------------	-----	-------------------------	-------------

Lane	Bib	Name	Ctry code	Date of Birth	PB	SB	Result	Rank
1	1037	PIATACHENKO Viktoriya	UKR	7 MAY 1989				
2	92	BROWN Alicia Christina	CAN	21 JAN 1990	52.92	52.92		
3	204	BERMUDEZ Desire	CRC	26 JUL 1990	54.90	54.90		
4	404	BONFANTI Elena Maria	ITA	9 JUL 1988	52.61	53.13		
5	1072	IKABONGO Ikabongo	ZAM	6 MAR 1989				
6	506	NAGLE Inese	LAT	2 DEC 1988	58.65	58.65		
7	832	TAMKOVA Alena	RUS	30 MAY 1990	51.52	51.52		
8	608	GEORGE Patience Okon	NGR	25 NOV 1991	51.87	51.87		

Qualification: First 3 in each heat and 4 best performers advance to the Semifinals



Results

Результаты

UNIVERSIADE RECORD	49.88	TIRLEA Ionela	ROU	Palma de Mallorca (ESP)	12 JUL 1999
--------------------	-------	---------------	-----	-------------------------	-------------

Rank	Bib	Name	Ctry code	Date of Birth	Lane	Reaction time	Result
1	832	TAMKOVA Alena	RUS	30 MAY 1990	7	0.197	53.46 Q
2	92	BROWN Alicia Christina	CAN	21 JAN 1990	2	0.166	53.86 Q
3	404	BONFANTI Elena Maria	ITA	9 JUL 1988	4	0.204	53.88 Q
4	204	BERMUDEZ Desire	CRC	26 JUL 1990	3	0.202	56.71
5	506	NAGLE Inese	LAT	2 DEC 1988	6	0.159	59.09
	608	GEORGE Patience Okon	NGR	25 NOV 1991	8		DNS
	1072	IKABONGO Ikabongo	ZAM	6 MAR 1989	5		DNS
	1037	PIATACHENKO Viktoriya	UKR	7 MAY 1989	1		DNS

Qualification: First 3 in each heat (Q) and 4 best performers (q) advance to the Semifinals

Weather conditions

Temperature: 22 °C Humidity: 69 % Conditions: Sunny

Legend

DNS Did not Start Q Qualified by place

Timing and Results provided by  TISSOT



Start list

Стартовый список

UNIVERSIADE RECORD	49.88	TIRLEA Ionela	ROU	Palma de Mallorca (ESP)	12 JUL 1999
--------------------	-------	---------------	-----	-------------------------	-------------

Lane	Bib	Name	Ctry code	Date of Birth	PB	SB	Result	Rank
2	729	VAN DER MERWE Sonja	RSA	19 MAY 1992	52.75	53.28		
3	876	SESAY Isha Said	SLE	17 JAN 1992				
4	839	USTALOVA Ksenia	RUS	14 JAN 1988	49.92	50.84		
5	1027	BARALEY Yuliya	UKR	25 APR 1990	52.34	52.34		
6	888	REBERNIK Liona	SLO	28 NOV 1991	53.62	53.63		
7	1062	NELSON Briana	USA	18 JUL 1992	52.31	52.31		
8	549	IAO Si Teng	MAC	2 JAN 1994				

Qualification: First 3 in each heat and 4 best performers advance to the Semifinals



Results

Результаты

UNIVERSIADE RECORD	49.88	TIRLEA Ionela	ROU	Palma de Mallorca (ESP)	12 JUL 1999
--------------------	-------	---------------	-----	-------------------------	-------------

Rank	Bib	Name	Ctry code	Date of Birth	Lane	Reaction time	Result
1	839	USTALOVA Ksenia	RUS	14 JAN 1988	4	0.177	52.98 Q
2	1062	NELSON Briana	USA	18 JUL 1992	7	0.265	53.35 Q
3	729	VAN DER MERWE Sonja	RSA	19 MAY 1992	2	0.171	53.67 Q
4	1027	BARALEY Yuliya	UKR	25 APR 1990	5	0.217	53.81 q
5	888	REBERNIK Liona	SLO	28 NOV 1991	6	0.194	54.51 q
6	549	IAO Si Teng	MAC	2 JAN 1994	8	0.325	1:01.98
	876	SESAY Isha Said	SLE	17 JAN 1992	3		DNS

Qualification: First 3 in each heat (Q) and 4 best performers (q) advance to the Semifinals

Weather conditions

Temperature: 22 °C Humidity: 69 % Conditions: Sunny

Legend

DNS Did not Start Q Qualified by place q qualified by time

Timing and Results provided by  TISSOT



Result Book

27th Summer Universiade in Kazan 2013



Athletics

Women's 400m Semifinals





Start list

Стартовый список

UNIVERSIADE RECORD	49.88	TIRLEA Ionela	ROU	Palma de Mallorca (ESP)	12 JUL 1999
--------------------	-------	---------------	-----	-------------------------	-------------

SEMIFINAL 1 Start Time: 18:30

Lane	Bib	Name	Ctry code	Date of Birth	PB	SB	Result	Rank
1	1027	BARALEY Yuliya	UKR	25 APR 1990	52.34	52.34		
2	888	REBERNIK Liona	SLO	28 NOV 1991	53.62	53.63		
3	92	BROWN Alicia Christina	CAN	21 JAN 1990	52.92	52.92		
4	839	USTALOVA Ksenia	RUS	14 JAN 1988	49.92	50.84		
5	1062	NELSON Briana	USA	18 JUL 1992	52.31	52.31		
6	415	LEROY Anastasia	JAM	11 SEP 1987	51.09	51.19		
7	26	SARGENT Caitlin	AUS	14 JUN 1992	52.66	52.66		
8	404	BONFANTI Elena Maria	ITA	9 JUL 1988	52.61	53.13		

SEMIFINAL 2 Start Time: 18:36

Lane	Bib	Name	Ctry code	Date of Birth	PB	SB	Result	Rank
1	852	DIOP Fatoumata	SEN	10 AUG 1986	53.63	53.63		
2	656	BEDNAREK Agata	POL	28 JUN 1988	52.41	53.14		
3	832	TAMKOVA Alena	RUS	30 MAY 1990	51.52	51.52		
4	208	BARTONICKOVA Jitka	CZE	22 DEC 1985	52.72	52.87		
5	237	BOKESA ABIA Auri Lorena	ESP	14 DEC 1988	52.22	52.22		
6	71	MASHILA Lydia Casey	BOT	22 JUN 1990	52.65	53.26		
7	562	COJUHARI Olesea	MDA	29 MAR 1990	52.00	52.13		
8	729	VAN DER MERWE Sonja	RSA	19 MAY 1992	52.75	53.28		

Qualification: First 3 in each heat and 2 best performers advance to the Final



Results
Результаты

REVISED
8 JUL 19:13

UNIVERSIADE RECORD	49.88	TIRLEA Ionela	ROU	Palma de Mallorca (ESP)	12 JUL 1999
--------------------	-------	---------------	-----	-------------------------	-------------

SEMIFINAL 1 Start Time: 18:30

Rank	Bib	Name	Ctry code	Date of Birth	Lane	Reaction time	Result	
1	839	USTALOVA Ksenia	RUS	14 JAN 1988	4	0.183	51.71	Q
2	415	LEROY Anastasia	JAM	11 SEP 1987	6	0.187	52.14	Q
3	26	SARGENT Caitlin	AUS	14 JUN 1992	7	0.167	52.16	Q PB
4	92	BROWN Alicia Christina	CAN	21 JAN 1990	3	0.147	52.46	q PB
5	404	BONFANTI Elena Maria	ITA	9 JUL 1988	8	0.213	52.66	q SB
6	1062	NELSON Briana	USA	18 JUL 1992	5	0.230	53.08	
7	1027	BARALEY Yuliya	UKR	25 APR 1990	1	0.222	53.50	
8	888	REBERNIK Liona	SLO	28 NOV 1991	2	0.179	53.97	

SEMIFINAL 2 Start Time: 18:36

Rank	Bib	Name	Ctry code	Date of Birth	Lane	Reaction time	Result	
1	832	TAMKOVA Alena	RUS	30 MAY 1990	3	0.198	52.30	Q
2	237	BOKESA ABIA Aauri Lorena	ESP	14 DEC 1988	5	0.230	52.38	Q
3	562	COJUHARI Olesea	MDA	29 MAR 1990	7	0.238	52.81	Q
4	71	MASHILA Lydia Casey	BOT	22 JUN 1990	6	0.180	53.57	
5	208	BARTONICKOVA Jitka	CZE	22 DEC 1985	4	0.225	53.57	
6	656	BEDNAREK Agata	POL	28 JUN 1988	2	0.157	53.71	
7	852	DIOP Fatoumata	SEN	10 AUG 1986	1	0.278	55.19	
	729	VAN DER MERWE Sonja	RSA	19 MAY 1992	8	0.184	DQ	R 163.3

Qualification: First 3 in each heat (Q) and 2 best performers (q) advance to the Final

Weather conditions at the beginning of the 1st heat

Temperature: 23 °C Humidity: 70 % Conditions: Rain

Note:
IAAF Rule 163.3 - lane infringement

Legend
DQ Disqualified **PB** Personal Best **Q** Qualified by place **q** Qualified by time
SB Season Best

Timing and Results provided by  TISSOT



Results Summary

Итоговые результаты

REVISED
8 JUL 19:14

UNIVERSIADE RECORD	49.88	TIRLEA Ionela	ROU	Palma de Mallorca (ESP)	12 JUL 1999
--------------------	-------	---------------	-----	-------------------------	-------------

Rank	Bib	Name	Ctry code	Date of Birth	Heat	Lane	Position	Time	
1	839	USTALOVA Ksenia	RUS	14 JAN 1988	1	4	1	51.71	Q
2	415	LEROY Anastasia	JAM	11 SEP 1987	1	6	2	52.14	Q
3	26	SARGENT Caitlin	AUS	14 JUN 1992	1	7	3	52.16	Q PB
4	832	TAMKOVA Alena	RUS	30 MAY 1990	2	3	1	52.30	Q
5	237	BOKESA ABIA Aauri Lorena	ESP	14 DEC 1988	2	5	2	52.38	Q
6	92	BROWN Alicia Christina	CAN	21 JAN 1990	1	3	4	52.46	q PB
7	404	BONFANTI Elena Maria	ITA	9 JUL 1988	1	8	5	52.66	q SB
8	562	COJUHARI Olesea	MDA	29 MAR 1990	2	7	3	52.81	Q
9	1062	NELSON Briana	USA	18 JUL 1992	1	5	6	53.08	
10	1027	BARALEY Yuliya	UKR	25 APR 1990	1	1	7	53.50	
11	71	MASHILA Lydia Casey	BOT	22 JUN 1990	2	6	5	53.57	
12	208	BARTONICKOVA Jitka	CZE	22 DEC 1985	2	4	6	53.57	
13	656	BEDNAREK Agata	POL	28 JUN 1988	2	2	7	53.71	
14	888	REBERNIK Liona	SLO	28 NOV 1991	1	2	8	53.97	
15	852	DIOP Fatoumata	SEN	10 AUG 1986	2	1	8	55.19	
	729	VAN DER MERWE Sonja	RSA	19 MAY 1992	2	8	4		DQ R 163.3

Qualification: First 3 in each heat (Q) and 2 best performers (q) advance to the Final

Note:
IAAF Rule 163.3 - lane infringement
These athletes are sorted on performance.

Legend
DQ Disqualified **PB** Personal Best **Q** Qualified by place **q** qualified by time
SB Season Best

Timing and Results provided by  **TISSOT**



Start list

Стартовый список

UNIVERSIADE RECORD	49.88	TIRLEA Ionela	ROU	Palma de Mallorca (ESP)	12 JUL 1999
--------------------	-------	---------------	-----	-------------------------	-------------

Lane	Bib	Name	Ctry code	Date of Birth	PB	SB	Result	Rank
1	1027	BARALEY Yuliya	UKR	25 APR 1990	52.34	52.34		
2	888	REBERNIK Liona	SLO	28 NOV 1991	53.62	53.63		
3	92	BROWN Alicia Christina	CAN	21 JAN 1990	52.92	52.92		
4	839	USTALOVA Ksenia	RUS	14 JAN 1988	49.92	50.84		
5	1062	NELSON Briana	USA	18 JUL 1992	52.31	52.31		
6	415	LEROY Anastasia	JAM	11 SEP 1987	51.09	51.19		
7	26	SARGENT Caitlin	AUS	14 JUN 1992	52.66	52.66		
8	404	BONFANTI Elena Maria	ITA	9 JUL 1988	52.61	53.13		

Qualification: First 3 in each heat and 2 best performers advance to the Final



Results

Результаты

UNIVERSIADE RECORD	49.88	TIRLEA Ionela	ROU	Palma de Mallorca (ESP)	12 JUL 1999
--------------------	-------	---------------	-----	-------------------------	-------------

Rank	Bib	Name	Ctry code	Date of Birth	Lane	Reaction time	Result
1	839	USTALOVA Ksenia	RUS	14 JAN 1988	4	0.183	51.71 Q
2	415	LEROY Anastasia	JAM	11 SEP 1987	6	0.187	52.14 Q
3	26	SARGENT Caitlin	AUS	14 JUN 1992	7	0.167	52.16 Q PB
4	92	BROWN Alicia Christina	CAN	21 JAN 1990	3	0.147	52.46 q PB
5	404	BONFANTI Elena Maria	ITA	9 JUL 1988	8	0.213	52.66 q SB
6	1062	NELSON Briana	USA	18 JUL 1992	5	0.230	53.08
7	1027	BARALEY Yuliya	UKR	25 APR 1990	1	0.222	53.50
8	888	REBERNIK Liona	SLO	28 NOV 1991	2	0.179	53.97

Qualification: First 3 in each heat (Q) and 2 best performers (q) advance to the Final

Weather conditions

Temperature: 23 °C Humidity: 70 % Conditions: Rain

Legend

PB Personal Best Q Qualified by place q qualified by time SB Season Best

Timing and Results provided by  TISSOT



Start list

Стартовый список

UNIVERSIADE RECORD	49.88	TIRLEA Ionela	ROU	Palma de Mallorca (ESP)	12 JUL 1999
--------------------	-------	---------------	-----	-------------------------	-------------

Lane	Bib	Name	Ctry code	Date of Birth	PB	SB	Result	Rank
1	852	DIOP Fatoumata	SEN	10 AUG 1986	53.63	53.63		
2	656	BEDNAREK Agata	POL	28 JUN 1988	52.41	53.14		
3	832	TAMKOVA Alena	RUS	30 MAY 1990	51.52	51.52		
4	208	BARTONICKOVA Jitka	CZE	22 DEC 1985	52.72	52.87		
5	237	BOKESA ABIA Auri Lorena	ESP	14 DEC 1988	52.22	52.22		
6	71	MASHILA Lydia Casey	BOT	22 JUN 1990	52.65	53.26		
7	562	COJUHARI Olesea	MDA	29 MAR 1990	52.00	52.13		
8	729	VAN DER MERWE Sonja	RSA	19 MAY 1992	52.75	53.28		

Qualification: First 3 in each heat and 2 best performers advance to the Final



Results
Результаты

REVISED
8 JUL 19:09

UNIVERSIADE RECORD	49.88	TIRLEA Ionela	ROU	Palma de Mallorca (ESP)	12 JUL 1999
--------------------	-------	---------------	-----	-------------------------	-------------

Rank	Bib	Name	Ctry code	Date of Birth	Lane	Reaction time	Result
1	832	TAMKOVA Alena	RUS	30 MAY 1990	3	0.198	52.30 Q
2	237	BOKESA ABIA Aauri Lorena	ESP	14 DEC 1988	5	0.230	52.38 Q
3	562	COJUHARI Olesea	MDA	29 MAR 1990	7	0.238	52.81 Q
4	71	MASHILA Lydia Casey	BOT	22 JUN 1990	6	0.180	53.57
5	208	BARTONICKOVA Jitka	CZE	22 DEC 1985	4	0.225	53.57
6	656	BEDNAREK Agata	POL	28 JUN 1988	2	0.157	53.71
7	852	DIOP Fatoumata	SEN	10 AUG 1986	1	0.278	55.19
	729	VAN DER MERWE Sonja	RSA	19 MAY 1992	8	0.184	DQ R 163.3

Qualification: First 3 in each heat (Q) and 2 best performers (q) advance to the Final

Weather conditions


Temperature: 23 °C Humidity: 70 % Conditions: Rain

Note:

IAAF Rule 163.3 - lane infringement

Legend

DQ Disqualified Q Qualified by place

Timing and Results provided by  **TISSOT**



Result Book

27th Summer Universiade in Kazan 2013



Athletics

Women's 400m Final





Seeded List


Список сеянных - Беговые виды (со статowymi блоками)

UNIVERSIADE RECORD	49.88	TIRLEA Ionela	ROU	Palma de Mallorca (ESP)	12 JUL 1999
--------------------	-------	---------------	-----	-------------------------	-------------

Heat Rank	Bib	Name	Ctry code	Heat	Lane	Time	
1	839	USTALOVA Ksenia	RUS	1	4	51.71	Q
1	832	TAMKOVA Alena	RUS	2	3	52.30	Q
2	415	LEROY Anastasia	JAM	1	6	52.14	Q
2	237	BOKESA ABIA Auri Lorena	ESP	2	5	52.38	Q
3	26	SARGENT Caitlin	AUS	1	7	52.16	Q PB
3	562	COJUHARI Olesea	MDA	2	7	52.81	Q
4	92	BROWN Alicia Christina	CAN	1	3	52.46	q PB
5	404	BONFANTI Elena Maria	ITA	1	8	52.66	q SB
6	1062	NELSON Briana	USA	1	5	53.08	
7	1027	BARALEY Yuliya	UKR	1	1	53.50	
5	71	MASHILA Lydia Casey	BOT	2	6	53.57	
6	208	BARTONICKOVA Jitka	CZE	2	4	53.57	
7	656	BEDNAREK Agata	POL	2	2	53.71	
8	888	REBERNIK Liona	SLO	1	2	53.97	
8	852	DIOP Fatoumata	SEN	2	1	55.19	

Qualification: First 3 in each heat (Q) and 2 best performers (q) advance to the Final

Legend	PB Personal Best	Q Qualified by place	q qualified by time	SB Season Best
---------------	-------------------------	-----------------------------	----------------------------	-----------------------

Timing and Results provided by  **TISSOT**



Start list

Стартовый список

UNIVERSIADE RECORD	49.88	TÎRLEA Ionela	ROU	Palma de Mallorca (ESP)	12 JUL 1999
--------------------	-------	---------------	-----	-------------------------	-------------

Lane	Bib	Name	Ctry code	Date of Birth	PB	SB	Result	Rank
1	404	BONFANTI Elena Maria	ITA	9 JUL 1988	52.61	52.66		
2	92	BROWN Alicia Christina	CAN	21 JAN 1990	52.46	52.46		
3	415	LEROY Anastasia	JAM	11 SEP 1987	51.09	51.19		
4	832	TAMKOVA Alena	RUS	30 MAY 1990	51.52	51.52		
5	237	BOKESA ABIA Aauri Lorena	ESP	14 DEC 1988	52.22	52.22		
6	839	USTALOVA Ksenia	RUS	14 JAN 1988	49.92	50.84		
7	562	COJUHARI Olesea	MDA	29 MAR 1990	52.00	52.13		
8	26	SARGENT Caitlin	AUS	14 JUN 1992	52.16	52.16		



Results

Результаты

UNIVERSIADE RECORD	49.88	TIRLEA Ionela	ROU	Palma de Mallorca (ESP)	12 JUL 1999
--------------------	-------	---------------	-----	-------------------------	-------------


Rank	Bib	Name	Ctry code	Date of Birth	Lane	Reaction time	Result
1	839	USTALOVA Ksenia	RUS	14 JAN 1988	6	0.168	50.60 SB
2	832	TAMKOVA Alena	RUS	30 MAY 1990	4	0.195	51.17 PB
3	415	LEROY Anastasia	JAM	11 SEP 1987	3	0.184	51.72
4	237	BOKESA ABIA Aauri Lorena	ESP	14 DEC 1988	5	0.212	52.04 PB
5	92	BROWN Alicia Christina	CAN	21 JAN 1990	2	0.154	52.08 PB
6	26	SARGENT Caitlin	AUS	14 JUN 1992	8	0.203	52.40
7	404	BONFANTI Elena Maria	ITA	9 JUL 1988	1	0.220	52.99
8	562	COJUHARI Olesea	MDA	29 MAR 1990	7	0.210	53.44

Weather conditions

Temperature: 21 °C Humidity: 85 % Conditions: Mostly cloudy

Legend

PB Personal Best **SB** Season Best

Timing and Results provided by  **TISSOT**



Result Book

27th Summer Universiade in Kazan 2013



Athletics

Women's 800m





Medallists

Медалисты

As of TUE 9 JUL 2013

Medal	Name	Ctry
GOLD	MUKASHEVA Margarita	KAZ - Kazakhstan
SILVER	KUPINA Ekaterina	RUS - Russian Federation
BRONZE	BALCIUNAITE Egle	LTU - Lithuania



Result Book

27th Summer Universiade in Kazan 2013



Athletics

Women's 800m Round 1





Start list

Стартовый список

UNIVERSIADE RECORD	1:56.88	COLOVIC Slobodanka	CRO	Zagreb (CRO)	19 JUL 1987
---------------------------	----------------	---------------------------	-----	--------------	-------------

HEAT 1 Start Time: 18:00

Lane	Bib	Name	Ctry code	Date of Birth	PB	SB	Result	Rank
2	781	KUPINA Ekaterina	RUS	2 FEB 1986	1:59.21	1:59.21		
3	905	SALDORU THUPPAIGE D	SRI	9 MAR 1990				
4	520	BALCIUNAITE Egle	LTU	31 OCT 1988	1:59.29	2:02.16		
5	941	NGWENYAMA Fezile Millicent	SWZ	8 NOV 1990				
6	82	MANDABA Elisabeth Victoire	CAF	7 JUN 1989	2:12.56			
7	51	BEAN Taylor-Ashley	BER	2 SEP 1993				
8	671	URBANIK Danuta	POL	24 DEC 1989	2:00.84	2:03.15		

HEAT 2 Start Time: 18:07

Lane	Bib	Name	Ctry code	Date of Birth	PB	SB	Result	Rank
2	512	MAFATA Moleboheng	LES	3 MAR 1985	2:12.20			
3	470	MUKASHEVA Margarita	KAZ	4 JAN 1986	1:59.20	2:00.18		
4	95	CROFTS Helen Joan	CAN	28 MAY 1990	2:02.10	2:02.10		
5	382	EVERARD Ciara	IRL	10 JUL 1990	2:04.86	2:04.86		
6	395	BARNARD Ninfa	ISV	18 DEC 1990	2:08.43	2:08.43		
7	1011	AJOK Docus	UGA	12 JUL 1994				
8	654	SAWALHA Woroud	PLE	3 NOV 1991	2:29.16			

HEAT 3 Start Time: 18:14

Lane	Bib	Name	Ctry code	Date of Birth	PB	SB	Result	Rank
2	643	SMIT Angie	NZL	16 AUG 1991	2:00.67	2:02.01		
3	1019	NANYONDO Winnie	UGA	23 AUG 1993	2:02.38			
4	594	KRUGER Corlia	NAM	14 SEP 1992				
5	546	NOBILI Martine	LUX	20 SEP 1985	2:06.57	2:06.57		
6	566	ZAPOROJAN Olga	MDA	13 DEC 1987	2:07.99	2:07.99		
7	129	SMITH Jessica Lorene	CAN	11 OCT 1989	1:59.86	2:01.17		
8	549	IAO Si Teng	MAC	2 JAN 1994				

HEAT 4 Start Time: 18:21

Lane	Bib	Name	Ctry code	Date of Birth	PB	SB	Result	Rank
2	317	KESSELRING Anne	GER	4 DEC 1989	2:02.12	2:02.12		
3	622	FILLINGSNES Ida	NOR	30 JUN 1990	2:09.91	2:09.91		
4	528	PILIUSINA Natalja	LTU	22 OCT 1990	2:02.12	2:03.80		
5	775	KOTULSKAYA Elena	RUS	8 AUG 1988	1:57.77	1:59.60		
6	961	RAHMONOVA Dilshoda	TJK	20 APR 1994				
7	877	SESAY Salamatu	SLE	29 MAR 1993				
8	259	MATEITSHUK Jevgenia	EST	12 JUL 1989	2:07.67			

Qualification: First 3 in each heat and 4 best performers advance to the Semifinals



Results
Результаты

REVISED
7 JUL 21:39

UNIVERSIADE RECORD	1:56.88	COLOVIC Slobodanka	CRO	Zagreb (CRO)	19 JUL 1987
--------------------	---------	--------------------	-----	--------------	-------------

HEAT 1 Start Time: 18:00

Rank	Name	Ctry code	Date of Birth	Lane	Result
1	KUPINA Ekaterina	RUS	2 FEB 1986	2	2:07.74 Q
2	BALCIUNAITE Egle	LTU	31 OCT 1988	4	2:08.36 Q
3	URBANIK Danuta	POL	24 DEC 1989	8	2:10.56 Q
4	BEAN Taylor-Ashley	BER	2 SEP 1993	7	2:16.48
5	NGWENYAMA Fezile Millicent	SWZ	8 NOV 1990	5	2:26.59
6	SALDORU THUPPAIGE D	SRI	9 MAR 1990	3	2:33.57
	MANDABA Elisabeth Victoire	CAF	7 JUN 1989	6	DNS

Intermediate times: 400m 1:05.28 KUPINA Ekaterina (RUS)
600m 1:37.85 KUPINA Ekaterina (RUS)

HEAT 2 Start Time: 18:07

Rank	Name	Ctry code	Date of Birth	Lane	Result
1	MUKASHEVA Margarita	KAZ	4 JAN 1986	3	2:03.18 Q
2	CROFTS Helen Joan	CAN	28 MAY 1990	4	2:04.00 Q
3	EVERARD Ciara	IRL	10 JUL 1990	5	2:04.34 Q PB
4	BARNARD Ninfa	ISV	18 DEC 1990	6	2:10.86 q
5	MAFATA Moleboheng	LES	3 MAR 1985	2	2:31.38
6	SAWALHA Woroud	PLE	3 NOV 1991	8	2:37.27
	AJOK Docus	UGA	12 JUL 1994	7	DQ R 163.5

Intermediate times: 400m 1:01.13 MUKASHEVA Margarita (KAZ)
600m 1:32.91 EVERARD Ciara (IRL)

HEAT 3 Start Time: 18:14

Rank	Name	Ctry code	Date of Birth	Lane	Result
1	SMIT Angie	NZL	16 AUG 1991	2	2:04.68 Q
2	SMITH Jessica Lorene	CAN	11 OCT 1989	7	2:05.11 Q
3	NANYONDO Winnie	UGA	23 AUG 1993	3	2:05.25 Q
4	ZAPOROJAN Olga	MDA	13 DEC 1987	6	2:05.94 q PB
5	NOBILI Martine	LUX	20 SEP 1985	5	2:06.35 q PB
6	IAO Si Teng	MAC	2 JAN 1994	8	2:26.36

Intermediate times: 400m 1:03.85 SMIT Angie (NZL)
600m 1:34.49 SMIT Angie (NZL)

HEAT 4 Start Time: 18:21

Rank	Name	Ctry code	Date of Birth	Lane	Result
1	KOTULSKAYA Elena	RUS	8 AUG 1988	5	2:05.96 Q
2	KESSELRING Anne	GER	4 DEC 1989	2	2:06.38 Q
3	PILIUSINA Natalja	LTU	22 OCT 1990	4	2:06.91 Q
4	FILLINGSNES Ida	NOR	30 JUN 1990	3	2:08.51 q PB
5	MATEITSHUK Jevgenia	EST	12 JUL 1989	8	2:17.93
	RAHMONOVA Dilshoda	TJK	20 APR 1994	6	DQ R 163.3
	SESAY Salamatu	SLE	29 MAR 1993	7	DNS

Intermediate times: 400m 1:03.29 KESSELRING Anne (GER)
600m 1:35.36 KESSELRING Anne (GER)

Qualification: First 3 in each heat (Q) and 4 best performers (q) advance to the Semifinals



Results
Результаты

REVISED
7 JUL 21:39

Weather conditions at the beginning of the 1st heat


Temperature: 31 °C Humidity: 31 % Conditions: Sunny

Note:

IAAF Rule 163.5 - breakline infringement
IAAF Rule 163.3 - lane infringement

Legend

DNS Did not Start **DQ** Disqualified **PB** Personal Best **Q** Qualified by place
q Qualified by time

Timing and Results provided by  **TISSOT**



Results Summary

Итоговые результаты

REVISED
7 JUL 21:39


UNIVERSIADE RECORD	1:56.88	COLOVIC Slobodanka	CRO	Zagreb (CRO)	19 JUL 1987
--------------------	---------	--------------------	-----	--------------	-------------

Rank	Name	Ctry code	Date of Birth	Heat	Lane	Position	Time	
1	MUKASHEVA Margarita	KAZ	4 JAN 1986	2	3	1	2:03.18	Q
2	CROFTS Helen Joan	CAN	28 MAY 1990	2	4	3	2:04.00	Q
3	EVERARD Ciara	IRL	10 JUL 1990	2	5	4	2:04.34	Q PB
4	SMIT Angie	NZL	16 AUG 1991	3	2	1	2:04.68	Q
5	SMITH Jessica Lorene	CAN	11 OCT 1989	3	7	2	2:05.11	Q
6	NANYONDO Winnie	UGA	23 AUG 1993	3	3	3	2:05.25	Q
7	ZAPOROJAN Olga	MDA	13 DEC 1987	3	6	4	2:05.94	q PB
8	KOTULSKAYA Elena	RUS	8 AUG 1988	4	5	1	2:05.96	Q
9	NOBILI Martine	LUX	20 SEP 1985	3	5	5	2:06.35	q PB
10	KESSELRING Anne	GER	4 DEC 1989	4	2	2	2:06.38	Q
11	PILIUSINA Natalja	LTU	22 OCT 1990	4	4	3	2:06.91	Q
12	KUPINA Ekaterina	RUS	2 FEB 1986	1	2	1	2:07.74	Q
13	BALCIUNAITE Egle	LTU	31 OCT 1988	1	4	2	2:08.36	Q
14	FILLINGSNES Ida	NOR	30 JUN 1990	4	3	4	2:08.51	q PB
15	URBANIK Danuta	POL	24 DEC 1989	1	8	3	2:10.56	Q
16	BARNARD Ninfa	ISV	18 DEC 1990	2	6	5	2:10.86	q
17	BEAN Taylor-Ashley	BER	2 SEP 1993	1	7	4	2:16.48	
18	MATEITSHUK Jevgenia	EST	12 JUL 1989	4	8	5	2:17.93	
19	IAO Si Teng	MAC	2 JAN 1994	3	8	6	2:26.36	
20	NGWENYAMA Fezile Millicent	SWZ	8 NOV 1990	1	5	5	2:26.59	
21	MAFATA Moleboheng	LES	3 MAR 1985	2	2	6	2:31.38	
22	SALDORU THUPPAIGE D	SRI	9 MAR 1990	1	3	6	2:33.57	
23	SAWALHA Woroud	PLE	3 NOV 1991	2	8	7	2:37.27	
	AJOK Docus	UGA	12 JUL 1994	2	7	2	DQ	R 163.5
	RAHMONOVA Dilshoda	TJK	20 APR 1994	4	6	6	DQ	R 163.3
	MANDABA Elisabeth Victoire	CAF	7 JUN 1989	1	6		DNS	
	SESAY Salamatu	SLE	29 MAR 1993	4	7		DNS	

Qualification: First 3 in each heat (Q) and 4 best performers (q) advance to the Semifinals

Note:
IAAF Rule 163.5 - breakline infringement
IAAF Rule 163.3 - lane infringement
These athletes are sorted on performance.

Legend
DNS Did not Start **DQ** Disqualified **PB** Personal Best **Q** Qualified by place
q qualified by time

Timing and Results provided by  **TISSOT**



Start list

Стартовый список

UNIVERSIADE RECORD	1:56.88	COLOVIC Slobodanka	CRO	Zagreb (CRO)	19 JUL 1987
--------------------	---------	--------------------	-----	--------------	-------------

Lane	Bib	Name	Ctry code	Date of Birth	PB	SB	Result	Rank
2	781	KUPINA Ekaterina	RUS	2 FEB 1986	1:59.21	1:59.21		
3	905	SALDORU THUPPAIGE D	SRI	9 MAR 1990				
4	520	BALCIUNAITE Egle	LTU	31 OCT 1988	1:59.29	2:02.16		
5	941	NGWENYAMA Fezile Millicent	SWZ	8 NOV 1990				
6	82	MANDABA Elisabeth Victoire	CAF	7 JUN 1989	2:12.56			
7	51	BEAN Taylor-Ashley	BER	2 SEP 1993				
8	671	URBANIK Danuta	POL	24 DEC 1989	2:00.84	2:03.15		

Qualification: First 3 in each heat and 4 best performers advance to the Semifinals



Results

Результаты

UNIVERSIADE RECORD	1:56.88	COLOVIC Slobodanka	CRO	Zagreb (CRO)	19 JUL 1987
--------------------	---------	--------------------	-----	--------------	-------------

Rank	Bib	Name	Ctry code	Date of Birth	Lane	Result
1	781	KUPINA Ekaterina	RUS	2 FEB 1986	2	2:07.74 Q
2	520	BALCIUNAITE Egle	LTU	31 OCT 1988	4	2:08.36 Q
3	671	URBANIK Danuta	POL	24 DEC 1989	8	2:10.56 Q
4	51	BEAN Taylor-Ashley	BER	2 SEP 1993	7	2:16.48
5	941	NGWENYAMA Fezile Millicent	SWZ	8 NOV 1990	5	2:26.59
6	905	SALDORU THUPPAIGE D	SRI	9 MAR 1990	3	2:33.57
	82	MANDABA Elisabeth Victoire	CAF	7 JUN 1989	6	DNS

Qualification: First 3 in each heat (Q) and 4 best performers (q) advance to the Semifinals

Intermediate times:

400m	1:05.28	781	KUPINA Ekaterina (RUS)
600m	1:37.85	781	KUPINA Ekaterina (RUS)

Weather conditions

Temperature: 31 °C Humidity: 31 % Conditions: Sunny

Legend

DNS Did not Start Q Qualified by place

Timing and Results provided by  TISSOT



Start list

Стартовый список

UNIVERSIADE RECORD	1:56.88	COLOVIC Slobodanka	CRO	Zagreb (CRO)	19 JUL 1987
--------------------	---------	--------------------	-----	--------------	-------------

Lane	Bib	Name	Ctry code	Date of Birth	PB	SB	Result	Rank
2	512	MAFATA Moleboheng	LES	3 MAR 1985	2:12.20			
3	470	MUKASHEVA Margarita	KAZ	4 JAN 1986	1:59.20	2:00.18		
4	95	CROFTS Helen Joan	CAN	28 MAY 1990	2:02.10			
5	382	EVERARD Ciara	IRL	10 JUL 1990	2:04.86	2:04.86		
6	395	BARNARD Ninfa	ISV	18 DEC 1990	2:08.43	2:08.43		
7	1011	AJOK Docus	UGA	12 JUL 1994				
8	654	SAWALHA Woroud	PLE	3 NOV 1991	2:29.16			

Qualification: First 3 in each heat and 4 best performers advance to the Semifinals



Results
Результаты

REVISED
7 JUL 18:29

UNIVERSIADE RECORD 1:56.88 COLOVIC Slobodanka CRO Zagreb (CRO) 19 JUL 1987

Rank	Bib	Name	Ctry code	Date of Birth	Lane	Result
1	470	MUKASHEVA Margarita	KAZ	4 JAN 1986	3	2:03.18 Q
2	95	CROFTS Helen Joan	CAN	28 MAY 1990	4	2:04.00 Q
3	382	EVERARD Ciara	IRL	10 JUL 1990	5	2:04.34 Q PB
4	395	BARNARD Ninfa	ISV	18 DEC 1990	6	2:10.86 q
5	512	MAFATA Moleboheng	LES	3 MAR 1985	2	2:31.38
6	654	SAWALHA Woroud	PLE	3 NOV 1991	8	2:37.27
	1011	AJOK Docus	UGA	12 JUL 1994	7	DQ R 163.5

Qualification: First 3 in each heat (Q) and 4 best performers (q) advance to the Semifinals

Intermediate times:

400m	1:01.13	470	MUKASHEVA Margarita (KAZ)
600m	1:32.91	382	EVERARD Ciara (IRL)

Weather conditions

Temperature: 31 °C Humidity: 31 % Conditions: Sunny

Note:
IAAF Rule 163.5 - breakline infringement

Legend
DQ Disqualified PB Personal Best Q Qualified by place q Qualified by time

Timing and Results provided by  **TISSOT**



Start list

Стартовый список

UNIVERSIADE RECORD	1:56.88	COLOVIC Slobodanka	CRO	Zagreb (CRO)	19 JUL 1987
--------------------	---------	--------------------	-----	--------------	-------------

Lane	Bib	Name	Ctry code	Date of Birth	PB	SB	Result	Rank
2	643	SMIT Angie	NZL	16 AUG 1991	2:00.67	2:02.01		
3	1019	NANYONDO Winnie	UGA	23 AUG 1993	2:02.38			
4	594	KRUGER Corlia	NAM	14 SEP 1992				
5	546	NOBILI Martine	LUX	20 SEP 1985	2:06.57	2:06.57		
6	566	ZAPOROJAN Olga	MDA	13 DEC 1987	2:07.99	2:07.99		
7	129	SMITH Jessica Lorene	CAN	11 OCT 1989	1:59.86	2:01.17		
8	549	IAO Si Teng	MAC	2 JAN 1994				

Qualification: First 3 in each heat and 4 best performers advance to the Semifinals



Results
Результаты

REVISED
7 JUL 21:32

UNIVERSIADE RECORD	1:56.88	COLOVIC Slobodanka	CRO	Zagreb (CRO)	19 JUL 1987
--------------------	---------	--------------------	-----	--------------	-------------

Rank	Bib	Name	Ctry code	Date of Birth	Lane	Result	
1	643	SMIT Angie	NZL	16 AUG 1991	2	2:04.68	Q
2	129	SMITH Jessica Lorene	CAN	11 OCT 1989	7	2:05.11	Q
3	1019	NANYONDO Winnie	UGA	23 AUG 1993	3	2:05.25	Q
4	566	ZAPOROJAN Olga	MDA	13 DEC 1987	6	2:05.94	q PB
5	546	NOBILI Martine	LUX	20 SEP 1985	5	2:06.35	q PB
6	549	IAO Si Teng	MAC	2 JAN 1994	8	2:26.36	

Qualification: First 3 in each heat (Q) and 4 best performers (q) advance to the Semifinals


Intermediate times:	400m	1:03.85	643	SMIT Angie (NZL)
	600m	1:34.49	643	SMIT Angie (NZL)

Weather conditions

Temperature: 29 °C Humidity: 42 % Conditions: Partly cloudy

Legend

PB Personal Best **Q** Qualified by place **q** Qualified by time

Timing and Results provided by  **TISSOT**



Start list

Стартовый список

UNIVERSIADE RECORD	1:56.88	COLOVIC Slobodanka	CRO	Zagreb (CRO)	19 JUL 1987
--------------------	---------	--------------------	-----	--------------	-------------

Lane	Bib	Name	Ctry code	Date of Birth	PB	SB	Result	Rank
2	317	KESSELRING Anne	GER	4 DEC 1989	2:02.12	2:02.12		
3	622	FILLINGSNES Ida	NOR	30 JUN 1990	2:09.91	2:09.91		
4	528	PILIUSINA Natalja	LTU	22 OCT 1990	2:02.12	2:03.80		
5	775	KOTULSKAYA Elena	RUS	8 AUG 1988	1:57.77	1:59.60		
6	961	RAHMONOVA Dilshoda	TJK	20 APR 1994				
7	877	SESAY Salamatu	SLE	29 MAR 1993				
8	259	MATEITSHUK Jevgenia	EST	12 JUL 1989	2:07.67			

Qualification: First 3 in each heat and 4 best performers advance to the Semifinals



Results
Результаты

REVISED
7 JUL 18:32

UNIVERSIADE RECORD 1:56.88 COLOVIC Slobodanka CRO Zagreb (CRO) 19 JUL 1987

Rank	Bib	Name	Ctry code	Date of Birth	Lane	Result
1	775	KOTULSKAYA Elena	RUS	8 AUG 1988	5	2:05.96 Q
2	317	KESELRING Anne	GER	4 DEC 1989	2	2:06.38 Q
3	528	PILIUSINA Natalja	LTU	22 OCT 1990	4	2:06.91 Q
4	622	FILLINGSNES Ida	NOR	30 JUN 1990	3	2:08.51 q PB
5	259	MATEITSHUK Jevgenia	EST	12 JUL 1989	8	2:17.93
	961	RAHMONOVA Dilshoda	TJK	20 APR 1994	6	DQ R 163.3
	877	SESAY Salamatu	SLE	29 MAR 1993	7	DNS

Qualification: First 3 in each heat (Q) and 4 best performers (q) advance to the Semifinals

Intermediate times:
400m 1:03.29 317 KESELRING Anne (GER)
600m 1:35.36 317 KESELRING Anne (GER)

Weather conditions

Temperature: 31 °C Humidity: 31 % Conditions: Sunny

Note:
IAAF Rule 163.3 - lane infringement

Legend
DNS Did not Start **DQ** Disqualified **PB** Personal Best **Q** Qualified by place
q Qualified by time

Timing and Results provided by  **TISSOT**



Result Book

27th Summer Universiade in Kazan 2013



Athletics

Women's 800m Semifinals





Start list

Стартовый список

UNIVERSIADE RECORD	1:56.88	COLOVIC Slobodanka	CRO	Zagreb (CRO)	19 JUL 1987
--------------------	---------	--------------------	-----	--------------	-------------

SEMIFINAL 1 Start Time: 20:15

Lane	Bib	Name	Ctry code	Date of Birth	PB	SB	Result	Rank
1	395	BARNARD Ninfa	ISV	18 DEC 1990	2:08.43	2:08.43		
2	546	NOBILI Martine	LUX	20 SEP 1985	2:06.35	2:06.35		
3	781	KUPINA Ekaterina	RUS	2 FEB 1986	1:59.21	1:59.21		
4	95	CROFTS Helen Joan	CAN	28 MAY 1990	2:02.10	2:02.10		
5	643	SMIT Angie	NZL	16 AUG 1991	2:00.67	2:02.01		
6	470	MUKASHEVA Margarita	KAZ	4 JAN 1986	1:59.20	2:00.18		
7	671	URBANIK Danuta	POL	24 DEC 1989	2:00.84	2:03.15		
8	528	PILIUSINA Natalja	LTU	22 OCT 1990	2:02.12	2:03.80		

SEMIFINAL 2 Start Time: 20:20

Lane	Bib	Name	Ctry code	Date of Birth	PB	SB	Result	Rank
1	566	ZAPOROJAN Olga	MDA	13 DEC 1987	2:05.94	2:05.94		
2	622	FILLINGSNES Ida	NOR	30 JUN 1990	2:08.51	2:08.51		
3	317	KESSELRING Anne	GER	4 DEC 1989	2:02.12	2:02.12		
4	1019	NANYONDO Winnie	UGA	23 AUG 1993	2:02.38			
5	775	KOTULSKAYA Elena	RUS	8 AUG 1988	1:57.77	1:59.60		
6	129	SMITH Jessica Lorene	CAN	11 OCT 1989	1:59.86	2:01.17		
7	520	BALCIUNAITE Egle	LTU	31 OCT 1988	1:59.29	2:02.16		
8	382	EVERARD Ciara	IRL	10 JUL 1990	2:04.34	2:04.34		

Qualification: First 3 in each heat and 2 best performers advance to the Final



Results

Результаты

UNIVERSIADE RECORD	1:56.88	COLOVIC Slobodanka	CRO	Zagreb (CRO)	19 JUL 1987
--------------------	---------	--------------------	-----	--------------	-------------

SEMIFINAL 1 Start Time: 20:15

Rank	Bib	Name	Ctry code	Date of Birth	Lane	Result	
1	781	KUPINA Ekaterina	RUS	2 FEB 1986	3	2:00.76	Q
2	470	MUKASHEVA Margarita	KAZ	4 JAN 1986	6	2:00.92	Q
3	95	CROFTS Helen Joan	CAN	28 MAY 1990	4	2:01.35	Q PB
4	643	SMIT Angie	NZL	16 AUG 1991	5	2:01.51	q SB
5	528	PILIUSINA Natalja	LTU	22 OCT 1990	8	2:01.59	q PB
6	671	URBANK Danuta	POL	24 DEC 1989	7	2:02.89	SB
7	546	NOBILI Martine	LUX	20 SEP 1985	2	2:06.16	PB
8	395	BARNARD Ninfa	ISV	18 DEC 1990	1	2:11.37	

Intermediate times: 400m 59.41 470 MUKASHEVA Margarita (KAZ)
600m 1:30.41 781 KUPINA Ekaterina (RUS)

SEMIFINAL 2 Start Time: 20:20

Rank	Bib	Name	Ctry code	Date of Birth	Lane	Result	
1	775	KOTULSKAYA Elena	RUS	8 AUG 1988	5	2:01.23	Q
2	520	BALCIUNAITE Egle	LTU	31 OCT 1988	7	2:01.33	Q SB
3	129	SMITH Jessica Lorene	CAN	11 OCT 1989	6	2:01.61	Q
4	1019	NANYONDO Winnie	UGA	23 AUG 1993	4	2:02.96	
5	382	EVERARD Ciara	IRL	10 JUL 1990	8	2:05.59	
6	317	KESSELRING Anne	GER	4 DEC 1989	3	2:09.01	
7	622	FILLINGSNES Ida	NOR	30 JUN 1990	2	2:09.68	
8	566	ZAPOROJAN Olga	MDA	13 DEC 1987	1	2:10.87	

Intermediate times: 400m 1:00.08 775 KOTULSKAYA Elena (RUS)
600m 1:30.45 775 KOTULSKAYA Elena (RUS)

Qualification: First 3 in each heat (Q) and 2 best performers (q) advance to the Final

Weather conditions at the beginning of the 1st heat

Temperature: 20 °C Humidity: 94 % Conditions: Showers

Legend

PB Personal Best **Q** Qualified by place **q** Qualified by time **SB** Season Best

Timing and Results provided by  TISSOT



Results Summary

Итоговые результаты

UNIVERSIADE RECORD	1:56.88	COLOVIC Slobodanka	CRO	Zagreb (CRO)	19 JUL 1987
--------------------	---------	--------------------	-----	--------------	-------------

Rank	Bib	Name	Ctry code	Date of Birth	Heat	Lane	Position	Time	
1	781	KUPINA Ekaterina	RUS	2 FEB 1986	1	3	1	2:00.76	Q
2	470	MUKASHEVA Margarita	KAZ	4 JAN 1986	1	6	2	2:00.92	Q
3	775	KOTULSKAYA Elena	RUS	8 AUG 1988	2	5	1	2:01.23	Q
4	520	BALCIUNAITE Egle	LTU	31 OCT 1988	2	7	2	2:01.33	Q SB
5	95	CROFTS Helen Joan	CAN	28 MAY 1990	1	4	3	2:01.35	Q PB
6	643	SMIT Angie	NZL	16 AUG 1991	1	5	4	2:01.51	q SB
7	528	PILIUSINA Natalja	LTU	22 OCT 1990	1	8	5	2:01.59	q PB
8	129	SMITH Jessica Lorene	CAN	11 OCT 1989	2	6	3	2:01.61	Q
9	671	URBANIK Danuta	POL	24 DEC 1989	1	7	6	2:02.89	SB
10	1019	NANYONDO Winnie	UGA	23 AUG 1993	2	4	4	2:02.96	
11	382	EVERARD Ciara	IRL	10 JUL 1990	2	8	5	2:05.59	
12	546	NOBILI Martine	LUX	20 SEP 1985	1	2	7	2:06.16	PB
13	317	KESSELRING Anne	GER	4 DEC 1989	2	3	6	2:09.01	
14	622	FILLINGSNES Ida	NOR	30 JUN 1990	2	2	7	2:09.68	
15	566	ZAPOROJAN Olga	MDA	13 DEC 1987	2	1	8	2:10.87	
16	395	BARNARD Ninfa	ISV	18 DEC 1990	1	1	8	2:11.37	

Qualification: First 3 in each heat (Q) and 2 best performers (q) advance to the Final

Note:
These athletes are sorted on performance.

Legend
PB Personal Best **Q** Qualified by place **q** qualified by time **SB** Season Best

Timing and Results provided by  **TISSOT**



Start list

Стартовый список

UNIVERSIADE RECORD	1:56.88	COLOVIC Slobodanka	CRO	Zagreb (CRO)	19 JUL 1987
--------------------	---------	--------------------	-----	--------------	-------------

Lane	Bib	Name	Ctry code	Date of Birth	PB	SB	Result	Rank
1	395	BARNARD Ninfa	ISV	18 DEC 1990	2:08.43	2:08.43		
2	546	NOBILI Martine	LUX	20 SEP 1985	2:06.35	2:06.35		
3	781	KUPINA Ekaterina	RUS	2 FEB 1986	1:59.21	1:59.21		
4	95	CROFTS Helen Joan	CAN	28 MAY 1990	2:02.10	2:02.10		
5	643	SMIT Angie	NZL	16 AUG 1991	2:00.67	2:02.01		
6	470	MUKASHEVA Margarita	KAZ	4 JAN 1986	1:59.20	2:00.18		
7	671	URBANIK Danuta	POL	24 DEC 1989	2:00.84	2:03.15		
8	528	PILIUSINA Natalja	LTU	22 OCT 1990	2:02.12	2:03.80		

Qualification: First 3 in each heat and 2 best performers advance to the Final



Results

Результаты

UNIVERSIADE RECORD	1:56.88	COLOVIC Slobodanka	CRO	Zagreb (CRO)	19 JUL 1987
--------------------	---------	--------------------	-----	--------------	-------------

Rank	Bib	Name	Ctry code	Date of Birth	Lane	Result	
1	781	KUPINA Ekaterina	RUS	2 FEB 1986	3	2:00.76	Q
2	470	MUKASHEVA Margarita	KAZ	4 JAN 1986	6	2:00.92	Q
3	95	CROFTS Helen Joan	CAN	28 MAY 1990	4	2:01.35	Q PB
4	643	SMIT Angie	NZL	16 AUG 1991	5	2:01.51	SB
5	528	PILIUSINA Natalja	LTU	22 OCT 1990	8	2:01.59	PB
6	671	URBANIK Danuta	POL	24 DEC 1989	7	2:02.89	SB
7	546	NOBILI Martine	LUX	20 SEP 1985	2	2:06.16	PB
8	395	BARNARD Ninfa	ISV	18 DEC 1990	1	2:11.37	

Qualification: First 3 in each heat (Q) and 2 best performers (q) advance to the Final


Intermediate times: 400m 59.41 470 MUKASHEVA Margarita (KAZ)
600m 1:30.41 781 KUPINA Ekaterina (RUS)

Weather conditions

Temperature: 20 °C Humidity: 94 % Conditions: Showers

Legend

PB Personal Best Q Qualified by place SB Season Best

Timing and Results provided by  TISSOT



Start list

Стартовый список

UNIVERSIADE RECORD	1:56.88	COLOVIC Slobodanka	CRO	Zagreb (CRO)	19 JUL 1987
--------------------	---------	--------------------	-----	--------------	-------------

Lane	Bib	Name	Ctry code	Date of Birth	PB	SB	Result	Rank
1	566	ZAPOROJAN Olga	MDA	13 DEC 1987	2:05.94	2:05.94		
2	622	FILLINGSNES Ida	NOR	30 JUN 1990	2:08.51	2:08.51		
3	317	KESSELRING Anne	GER	4 DEC 1989	2:02.12	2:02.12		
4	1019	NANYONDO Winnie	UGA	23 AUG 1993	2:02.38			
5	775	KOTULSKAYA Elena	RUS	8 AUG 1988	1:57.77	1:59.60		
6	129	SMITH Jessica Lorene	CAN	11 OCT 1989	1:59.86	2:01.17		
7	520	BALCIUNAITE Egle	LTU	31 OCT 1988	1:59.29	2:02.16		
8	382	EVERARD Ciara	IRL	10 JUL 1990	2:04.34	2:04.34		

Qualification: First 3 in each heat and 2 best performers advance to the Final



Results

Результаты

UNIVERSIADE RECORD	1:56.88	COLOVIC Slobodanka	CRO	Zagreb (CRO)	19 JUL 1987
--------------------	---------	--------------------	-----	--------------	-------------

Rank	Bib	Name	Ctry code	Date of Birth	Lane	Result
1	775	KOTULSKAYA Elena	RUS	8 AUG 1988	5	2:01.23 Q
2	520	BALCIUNAITE Egle	LTU	31 OCT 1988	7	2:01.33 Q SB
3	129	SMITH Jessica Lorene	CAN	11 OCT 1989	6	2:01.61 Q
4	1019	NANYONDO Winnie	UGA	23 AUG 1993	4	2:02.96
5	382	EVERARD Ciara	IRL	10 JUL 1990	8	2:05.59
6	317	KESSELRING Anne	GER	4 DEC 1989	3	2:09.01
7	622	FILLINGSNES Ida	NOR	30 JUN 1990	2	2:09.68
8	566	ZAPOROJAN Olga	MDA	13 DEC 1987	1	2:10.87

Qualification: First 3 in each heat (Q) and 2 best performers (q) advance to the Final

Intermediate times:


400m	1:00.08	775	KOTULSKAYA Elena (RUS)
600m	1:30.45	775	KOTULSKAYA Elena (RUS)

Weather conditions

Temperature: 20 °C Humidity: 94 % Conditions: Showers

Legend

Q Qualified by place SB Season Best

Timing and Results provided by  TISSOT



Result Book

27th Summer Universiade in Kazan 2013



Athletics

Women's 800m Final





Start list

Стартовый список

UNIVERSIADE RECORD	1:56.88	COLOVIC Slobodanka	CRO	Zagreb (CRO)	19 JUL 1987
--------------------	---------	--------------------	-----	--------------	-------------

Lane	Bib	Name	Ctry code	Date of Birth	PB	SB	Result	Rank
1	528	PILIUSINA Natalja	LTU	22 OCT 1990	2:01.59	2:01.59		
2	643	SMIT Angie	NZL	16 AUG 1991	2:00.67	2:01.51		
3	129	SMITH Jessica Lorene	CAN	11 OCT 1989	1:59.86	2:01.17		
4	470	MUKASHEVA Margarita	KAZ	4 JAN 1986	1:59.20	2:00.18		
5	775	KOTULSKAYA Elena	RUS	8 AUG 1988	1:57.77	1:59.60		
6	781	KUPINA Ekaterina	RUS	2 FEB 1986	1:59.21	1:59.21		
7	95	CROFTS Helen Joan	CAN	28 MAY 1990	2:01.35	2:01.35		
8	520	BALCIUNAITE Egle	LTU	31 OCT 1988	1:59.29	2:01.33		



Results

Результаты

UNIVERSIADE RECORD	1:56.88	COLOVIC Slobodanka	CRO	Zagreb (CRO)	19 JUL 1987
---------------------------	----------------	---------------------------	-----	--------------	-------------

Rank	Bib	Name	Ctry code	Date of Birth	Lane	Result
1	470	MUKASHEVA Margarita	KAZ	4 JAN 1986	4	1:58.96 NR
2	781	KUPINA Ekaterina	RUS	2 FEB 1986	6	1:59.57
3	520	BALCIUNAITE Egle	LTU	31 OCT 1988	8	1:59.82 SB
4	643	SMIT Angie	NZL	16 AUG 1991	2	2:00.03 PB
5	775	KOTULSKAYA Elena	RUS	8 AUG 1988	5	2:00.35
6	129	SMITH Jessica Lorene	CAN	11 OCT 1989	3	2:00.43 SB
7	95	CROFTS Helen Joan	CAN	28 MAY 1990	7	2:03.30
8	528	PILIUSINA Natalja	LTU	22 OCT 1990	1	2:04.62

Intermediate times:	400m	57.76	470	MUKASHEVA Margarita (KAZ)
	600m	1:28.31	775	KOTULSKAYA Elena (RUS)

Weather conditions

Temperature: 21 °C Humidity: 85 % Conditions: Mostly cloudy

Legend

NR National Record PB Personal Best SB Season Best

Timing and Results provided by  **TISSOT**



Result Book

27th Summer Universiade in Kazan 2013



Athletics

Women's 100m Hurdles





Medallists

Медалисты

As of WED 10 JUL 2013

Medal	Name	Ctry
GOLD	THOMAS Vashti	USA - United States of America
SILVER	TALAY Alina	BLR - Belarus
BRONZE	WILLIAMS Danielle	JAM - Jamaica



Result Book

27th Summer Universiade in Kazan 2013



Athletics

Women's 100m Hurdles Round 1





Start list

Стартовый список

UNIVERSIADE RECORD	12.62	KALEK Lucyna	POL	Ciudad de México (MEX)	10 SEP 1979
--------------------	-------	--------------	-----	------------------------	-------------

HEAT 1 Start Time: 18:45

Lane	Bib	Name	Ctry code	Date of Birth	PB	SB	Result	Rank
1	557	RAJA AZHAR Raja Nursheena	MAS	7 JUL 1991	13.93	13.98		
2	464	IVONINSKAYA Natalya	KAZ	22 FEB 1985	12.68	13.34		
3	536	TAMOSAITYTE Sonata	LTU	26 JUN 1987	13.10	13.63		
4	359	SATRIANI Lusiana	INA	6 SEP 1991				
5	10	BEAHAN Brianna	AUS	1 NOV 1991	13.53	13.53		
6	62	TALAY Alina	BLR	14 MAY 1989	12.71	13.03		
7	742	ARGUNOVA Nina	RUS	15 SEP 1989	13.02	13.32		
8	1054	BARBER Jade	USA	4 APR 1993	13.00	13.00		

HEAT 2 Start Time: 18:51

Lane	Bib	Name	Ctry code	Date of Birth	PB	SB	Result	Rank
1	1038	PLOTNITSYNA Anna	UKR	1 JAN 1987	13.03	13.03		
2	289	LEINONEN Elisa	FIN	27 JAN 1987	13.29	13.50		
3	20	MCCANN Shannon	AUS	20 DEC 1988	13.31	13.31		
4	1066	THOMAS Vashti	USA	21 APR 1990	12.70	12.70		
5	469	MOSSEYEVA Bazhena	KAZ	28 NOV 1990	13.53	13.53		
6	836	TOPILINA Svetlana	RUS	6 JAN 1985	13.14	13.35		
7	897	GALKETIYA ARACHCHILAGE I	SRI	19 FEB 1992				
8	917	SPRUNGER Ellen	SUI	5 AUG 1986	13.35	13.82		

HEAT 3 Start Time: 18:57

Lane	Bib	Name	Ctry code	Date of Birth	PB	SB	Result	Rank
2	966	HSIEH Ching-Ju	TPE	29 SEP 1994	13.76	13.76		
3	629	OERVING Tale	NOR	17 MAR 1989	13.41	13.41		
4	640	MORRISON Fiona	NZL	24 OCT 1988	13.45	13.45		
5	173	SUN Minjing	CHN	22 APR 1988	13.60	13.66		
6	420	WILLIAMS Danielle	JAM	14 SEP 1992	12.69	12.69		
7	612	NDU Ugonna Stephanie	NGR	27 JUN 1991	13.14	13.14		
8	1201	GREENIDGE Sade Mariah	BAR	14 OCT 1993	13.16	13.16		

Qualification: First 2 in each heat and 2 best performers advance to the Final



Results

Результаты

UNIVERSIADE RECORD	12.62	KALEK Lucyna	POL	Ciudad de México (MEX)	10 SEP 1979
--------------------	-------	--------------	-----	------------------------	-------------

HEAT 1 Start Time: 18:45 Wind: +0.5 m/s

Rank	Bib	Name	Ctry code	Date of Birth	Lane	Reaction time	Result	
1	62	TALAY Alina	BLR	14 MAY 1989	6	0.159	12.94	Q SB
2	742	ARGUNOVA Nina	RUS	15 SEP 1989	7	0.171	13.06	Q SB
3	536	TAMOSAITYTE Sonata	LTU	26 JUN 1987	3	0.192	13.41	q SB
4	464	IVONINSKAYA Natalya	KAZ	22 FEB 1985	2	0.155	13.42	
5	1054	BARBER Jade	USA	4 APR 1993	8	0.281	13.46	
6	10	BEAHAN Brianna	AUS	1 NOV 1991	5	0.171	13.47	PB
7	557	RAJA AZHAR Raja Nursheena	MAS	7 JUL 1991	1	0.180	13.98	=SB
	359	SATRIANI Lusiana	INA	6 SEP 1991	4		DNS	

HEAT 2 Start Time: 18:51 Wind: +1.5 m/s

Rank	Bib	Name	Ctry code	Date of Birth	Lane	Reaction time	Result	
1	1066	THOMAS Vashti	USA	21 APR 1990	4	0.150	12.87	Q
2	1038	PLOTNITSYNA Anna	UKR	1 JAN 1987	1	0.183	13.10	Q
3	20	MCCANN Shannon	AUS	20 DEC 1988	3	0.166	13.38	q
4	836	TOPILINA Svetlana	RUS	6 JAN 1985	6	0.147	13.50	
5	917	SPRUNGER Ellen	SUI	5 AUG 1986	8	0.164	13.70	SB
6	469	MOSSEYEVA Bazhena	KAZ	28 NOV 1990	5	0.139	14.24	
7	897	GALKETIYA ARACHCHILAGE I	SRI	19 FEB 1992	7	0.189	15.22	
	289	LEINONEN Elisa	FIN	27 JAN 1987	2	0.166	DNF	

HEAT 3 Start Time: 18:57 Wind: +2.1 m/s

Rank	Bib	Name	Ctry code	Date of Birth	Lane	Reaction time	Result	
1	420	WILLIAMS Danielle	JAM	14 SEP 1992	6	0.166	13.10	Q
2	1201	GREENIDGE Sade Mariah	BAR	14 OCT 1993	8	0.141	13.46	Q
3	629	OERVING Tale	NOR	17 MAR 1989	3	0.159	13.46	
4	640	MORRISON Fiona	NZL	24 OCT 1988	4	0.139	13.48	
5	173	SUN Minjing	CHN	22 APR 1988	5	0.196	13.67	
6	966	HSIEH Ching-Ju	TPE	29 SEP 1994	2	0.155	13.85	
	612	NDU Ugonna Stephanie	NGR	27 JUN 1991	7		DNS	


Qualification: First 2 in each heat (Q) and 2 best performers (q) advance to the Final

Weather conditions at the beginning of the 1st heat

Temperature: 25 °C Humidity: 54 % Conditions: Partly cloudy

Legend

=SB <equal> Season Best DNF Did not Finish DNS Did not Start PB Personal Best
Q Qualified by place q Qualified by time SB Season Best

Timing and Results provided by  TISSOT



Start list

Стартовый список

UNIVERSIADE RECORD	12.62	KALEK Lucyna	POL	Ciudad de México (MEX)	10 SEP 1979
--------------------	-------	--------------	-----	------------------------	-------------

Lane	Bib	Name	Ctry code	Date of Birth	PB	SB	Result	Rank
1	557	RAJA AZHAR Raja Nursheena	MAS	7 JUL 1991	13.93	13.98		
2	464	IVONINSKAYA Natalya	KAZ	22 FEB 1985	12.68	13.34		
3	536	TAMOSAITYTE Sonata	LTU	26 JUN 1987	13.10	13.63		
4	359	SATRIANI Lusiana	INA	6 SEP 1991				
5	10	BEAHAN Brianna	AUS	1 NOV 1991	13.53	13.53		
6	62	TALAY Alina	BLR	14 MAY 1989	12.71	13.03		
7	742	ARGUNOVA Nina	RUS	15 SEP 1989	13.02	13.32		
8	1054	BARBER Jade	USA	4 APR 1993	13.00	13.00		

Qualification: First 2 in each heat and 2 best performers advance to the Final



Results

Результаты

UNIVERSIADE RECORD	12.62	KALEK Lucyna	POL	Ciudad de México (MEX)	10 SEP 1979
--------------------	-------	--------------	-----	------------------------	-------------

Wind: +0.5m/s

Rank	Bib	Name	Ctry code	Date of Birth	Lane	Reaction time	Result	
1	62	TALAY Alina	BLR	14 MAY 1989	6	0.159	12.94	Q SB
2	742	ARGUNOVA Nina	RUS	15 SEP 1989	7	0.171	13.06	Q SB
3	536	TAMOSAITYTE Sonata	LTU	26 JUN 1987	3	0.192	13.41	SB
4	464	IVONINSKAYA Natalya	KAZ	22 FEB 1985	2	0.155	13.42	
5	1054	BARBER Jade	USA	4 APR 1993	8	0.281	13.46	
6	10	BEAHAN Brianna	AUS	1 NOV 1991	5	0.171	13.47	PB
7	557	RAJA AZHAR Raja Nursheena	MAS	7 JUL 1991	1	0.180	13.98	=SB
	359	SATRIANI Lusiana	INA	6 SEP 1991	4		DNS	

Qualification: First 2 in each heat (Q) and 2 best performers (q) advance to the Final

Weather conditions

Temperature: 25 °C Humidity: 54 % Conditions: Partly cloudy

Legend

=SB <equal> Season Best DNS Did not Start PB Personal Best Q Qualified by place
SB Season Best

Timing and Results provided by  TISSOT



Start list

Стартовый список

UNIVERSIADE RECORD	12.62	KALEK Lucyna	POL	Ciudad de México (MEX)	10 SEP 1979
--------------------	-------	--------------	-----	------------------------	-------------

Lane	Bib	Name	Ctry code	Date of Birth	PB	SB	Result	Rank
1	1038	PLOTNITSYNA Anna	UKR	1 JAN 1987	13.03	13.03		
2	289	LEINONEN Elisa	FIN	27 JAN 1987	13.29	13.50		
3	20	MCCANN Shannon	AUS	20 DEC 1988	13.31	13.31		
4	1066	THOMAS Vashti	USA	21 APR 1990	12.70	12.70		
5	469	MOSSEYEVA Bazhena	KAZ	28 NOV 1990	13.53	13.53		
6	836	TOPILINA Svetlana	RUS	6 JAN 1985	13.14	13.35		
7	897	GALKETIYA ARACHCHILAGE I	SRI	19 FEB 1992				
8	917	SPRUNGER Ellen	SUI	5 AUG 1986	13.35	13.82		

Qualification: First 2 in each heat and 2 best performers advance to the Final



Results

Результаты

UNIVERSIADE RECORD	12.62	KALEK Lucyna	POL	Ciudad de México (MEX)	10 SEP 1979
--------------------	-------	--------------	-----	------------------------	-------------

Wind: +1.5m/s

Rank	Bib	Name	Ctry code	Date of Birth	Lane	Reaction time	Result
1	1066	THOMAS Vashti	USA	21 APR 1990	4	0.150	12.87 Q
2	1038	PLOTNITSYNA Anna	UKR	1 JAN 1987	1	0.183	13.10 Q
3	20	MCCANN Shannon	AUS	20 DEC 1988	3	0.166	13.38
4	836	TOPILINA Svetlana	RUS	6 JAN 1985	6	0.147	13.50
5	917	SPRUNGER Ellen	SUI	5 AUG 1986	8	0.164	13.70 SB
6	469	MOSSEYEVA Bazhena	KAZ	28 NOV 1990	5	0.139	14.24
7	897	GALKETIYA ARACHCHILAGE I	SRI	19 FEB 1992	7	0.189	15.22
	289	LEINONEN Elisa	FIN	27 JAN 1987	2	0.166	DNF


Qualification: First 2 in each heat (Q) and 2 best performers (q) advance to the Final

Weather conditions

Temperature: 25 °C Humidity: 54 % Conditions: Partly cloudy

Legend

DNF Did not Finish Q Qualified by place SB Season Best

Timing and Results provided by  TISSOT



Start list

Стартовый список

UNIVERSIADE RECORD	12.62	KALEK Lucyna	POL	Ciudad de México (MEX)	10 SEP 1979
--------------------	-------	--------------	-----	------------------------	-------------

Lane	Bib	Name	Ctry code	Date of Birth	PB	SB	Result	Rank
2	966	HSIEH Ching-Ju	TPE	29 SEP 1994	13.76	13.76		
3	629	OERVING Tale	NOR	17 MAR 1989	13.41	13.41		
4	640	MORRISON Fiona	NZL	24 OCT 1988	13.45	13.45		
5	173	SUN Minjing	CHN	22 APR 1988	13.60	13.66		
6	420	WILLIAMS Danielle	JAM	14 SEP 1992	12.69	12.69		
7	612	NDU Ugonna Stephanie	NGR	27 JUN 1991	13.14	13.14		
8	1201	GREENIDGE Sade Mariah	BAR	14 OCT 1993	13.16	13.16		

Qualification: First 2 in each heat and 2 best performers advance to the Final



Results

Результаты

UNIVERSIADE RECORD	12.62	KALEK Lucyna	POL	Ciudad de México (MEX)	10 SEP 1979
--------------------	-------	--------------	-----	------------------------	-------------

Wind: +2.1m/s

Rank	Bib	Name	Ctry code	Date of Birth	Lane	Reaction time	Result
1	420	WILLIAMS Danielle	JAM	14 SEP 1992	6	0.166	13.10 Q
2	1201	GREENIDGE Sade Mariah	BAR	14 OCT 1993	8	0.141	13.46 Q
3	629	OERVING Tale	NOR	17 MAR 1989	3	0.159	13.46
4	640	MORRISON Fiona	NZL	24 OCT 1988	4	0.139	13.48
5	173	SUN Minjing	CHN	22 APR 1988	5	0.196	13.67
6	966	HSIEH Ching-Ju	TPE	29 SEP 1994	2	0.155	13.85
	612	NDU Ugonna Stephanie	NGR	27 JUN 1991	7		DNS


Qualification: First 2 in each heat (Q) and 2 best performers (q) advance to the Final

Weather conditions

Temperature: 25 °C Humidity: 54 % Conditions: Partly cloudy

Legend

DNS Did not Start Q Qualified by place

Timing and Results provided by  TISSOT



Result Book

27th Summer Universiade in Kazan 2013



Athletics

Women's 100m Hurdles Final





Start list

Стартовый список

UNIVERSIADE RECORD	12.62	KALEK Lucyna	POL	Ciudad de México (MEX)	10 SEP 1979
--------------------	-------	--------------	-----	------------------------	-------------

Lane	Bib	Name	Ctry code	Date of Birth	PB	SB	Result	Rank
1	20	MCCANN Shannon	AUS	20 DEC 1988	13.31	13.31		
2	536	TAMOSAITYTE Sonata	LTU	26 JUN 1987	13.10	13.41		
3	1066	THOMAS Vashti	USA	21 APR 1990	12.70	12.70		
4	742	ARGUNOVA Nina	RUS	15 SEP 1989	13.02	13.06		
5	420	WILLIAMS Danielle	JAM	14 SEP 1992	12.69	12.69		
6	62	TALAY Alina	BLR	14 MAY 1989	12.71	12.94		
7	1201	GREENIDGE Sade Mariah	BAR	14 OCT 1993	13.16	13.16		
8	1038	PLOTNITSYNA Anna	UKR	1 JAN 1987	13.03	13.03		



Results

Результаты

UNIVERSIADE RECORD	12.62	KALEK Lucyna	POL	Ciudad de México (MEX)	10 SEP 1979
--------------------	-------	--------------	-----	------------------------	-------------

Wind: +1.8m/s


Rank	Bib	Name	Ctry code	Date of Birth	Lane	Reaction time	Result
1	1066	THOMAS Vashti	USA	21 APR 1990	3	0.149	12.61 UR
2	62	TALAY Alina	BLR	14 MAY 1989	6	0.189	12.78 SB
3	420	WILLIAMS Danielle	JAM	14 SEP 1992	5	0.159	12.84
4	1038	PLOTNITSYNA Anna	UKR	1 JAN 1987	8	0.175	13.04
5	742	ARGUNOVA Nina	RUS	15 SEP 1989	4	0.161	13.06 =SB
6	20	MCCANN Shannon	AUS	20 DEC 1988	1	0.157	13.30 PB
7	1201	GREENIDGE Sade Mariah	BAR	14 OCT 1993	7	0.207	13.35
8	536	TAMOSAITYTE Sonata	LTU	26 JUN 1987	2	0.186	13.35 SB

Weather conditions

Temperature: 18 °C Humidity: 89 % Conditions: Cloudy

Legend

=SB <equal> Season Best **PB** Personal Best **SB** Season Best **UR** Universiade Record

Timing and Results provided by  **TISSOT**



Result Book

27th Summer Universiade in Kazan 2013



Athletics

Women's 1500m





Medallists
Медалисты

REVISED
27 JUN 0:04

As of WED 27 JUN 2018

Medal	Name	Ctry
GOLD	KOROBKINA Elena	RUS - Russian Federation
SILVER	GEGA Luiza	ALB - Albania
BRONZE	MAGNANI Margherita	ITA - Italy



Result Book

27th Summer Universiade in Kazan 2013



Athletics

Women's 1500m Round 1





Start list

Стартовый список

UNIVERSIADE RECORD	4:01.32	IVAN Paula	ROU	Zagreb (CRO)	16 JUL 1987
--------------------	---------	------------	-----	--------------	-------------

HEAT 1 Start Time: 11:00

Order	Bib	Name	Ctry code	Date of Birth	PB	SB	Result	Rank
1	1063	SCHAPPERT Nicole	USA	30 OCT 1986	4:06.87	4:11.80		
2	1011	AJOK Docus	UGA	12 JUL 1994				
3	387	TARPLEE Claire	IRL	22 SEP 1988	4:11.35	4:11.35		
4	583	CHULUUNKHUU Shinetsetseg	MGL	15 OCT 1987	4:31.90			
5	991	KOYUNCU Tugba	TUR	16 FEB 1991	4:03.41	4:06.22		
6	821	SHARMINA Ekaterina	RUS	6 AUG 1986	3:59.49	4:04.55		
7	512	MAFATA Moleboheng	LES	3 MAR 1985				
8	409	MAGNANI Margherita	ITA	26 FEB 1987	4:06.34	4:06.34		
9	961	RAHMONOVA Dilshoda	TJK	20 APR 1994				
10	1048	PIERDEVARA Florina	ROU	29 MAR 1990	4:15.36	4:21.78		
11	643	SMIT Angie	NZL	16 AUG 1991	4:13.72	4:22.26		
12	916	KURMANN Lisa Maria	SUI	17 MAY 1989	4:17.42	4:17.42		
13	572	GUEVARA Cristina	MEX	12 DEC 1987	4:16.94	4:16.94		

HEAT 2 Start Time: 11:08

Order	Bib	Name	Ctry code	Date of Birth	PB	SB	Result	Rank
1	242	PEREIRA DA PONTE Solange	ESP	12 DEC 1989	4:14.07	4:15.96		
2	51	BEAN Taylor-Ashley	BER	2 SEP 1993				
3	3	GEGA Luiza	ALB	5 NOV 1988	4:05.11	4:05.11		
4	327	ADWUBI Esther	GHA	15 AUG 1987				
5	210	CAPKOVA Tereza	CZE	24 JUL 1987	4:08.27	4:08.78		
6	110	LEBLANC Annie	CAN	29 APR 1992	4:15.92	4:17.64		
7	773	KOROBKINA Elena	RUS	25 NOV 1990	4:05.35	4:05.35		
8	941	NGWENYAMA Fezile Millicent	SWZ	8 NOV 1990				
9	657	BRONIATOWSKA Katarzyna	POL	22 FEB 1990	4:10.04	4:10.04		
10	1019	NANYONDO Winnie	UGA	23 AUG 1993				
11	21	MCGOWAN Brittany	AUS	24 APR 1991	4:15.60	4:15.60		
12	637	GREENE Becky	NZL	26 DEC 1993	4:18.15	4:18.15		

Qualification: First 4 in each heat and 4 best performers advance to the Final



Results
Результаты

REVISED
13 APR 14:32

UNIVERSIADE RECORD 4:01.32 IVAN Paula ROU Zagreb (CRO) 16 JUL 1987

HEAT 1 Start Time: 11:00

Rank	Bib	Name	Ctry code	Date of Birth	Order	Result	
1	991	KOYUNCU Tugba	TUR	16 FEB 1991	5	4:15.93	Q
2	409	MAGNANI Margherita	ITA	26 FEB 1987	8	4:15.99	Q
3	1011	AJOK Docus	UGA	12 JUL 1994	2	4:16.44	Q
4	572	GUEVARA Cristina	MEX	12 DEC 1987	13	4:16.67	q PB
5	1063	SCHAPPERT Nicole	USA	30 OCT 1986	1	4:17.15	q
6	643	SMIT Angie	NZL	16 AUG 1991	11	4:17.94	q SB
7	387	TARPLEE Claire	IRL	22 SEP 1988	3	4:18.77	q
8	1048	PIERDEVARA Florina	ROU	29 MAR 1990	10	4:21.85	
9	916	KURMANN Lisa Maria	SUI	17 MAY 1989	12	4:22.10	
10	583	CHULUUNKHUU Shinetsetseg	MGL	15 OCT 1987	4	4:36.50	
11	961	RAHMONOVA Dilshoda	TJK	20 APR 1994	9	4:48.77	
	821	SHARMINA Ekaterina	RUS	6 AUG 1986	6	DQ	R 32.2
	512	MAFATA Moleboheng	LES	3 MAR 1985	7	DNS	

Intermediate times: 400m 1:11.92 572 GUEVARA Cristina (MEX)
800m 2:22.51 821 SHARMINA Ekaterina (RUS)
1200m 3:28.27 821 SHARMINA Ekaterina (RUS)

HEAT 2 Start Time: 11:08

Rank	Bib	Name	Ctry code	Date of Birth	Order	Result	
1	657	BRONIATOWSKA Katarzyna	POL	22 FEB 1990	9	4:25.99	Q
2	3	GEGA Luiza	ALB	5 NOV 1988	3	4:26.07	Q
3	773	KOROBKINA Elena	RUS	25 NOV 1990	7	4:26.33	Q
4	210	CAPKOVA Tereza	CZE	24 JUL 1987	5	4:26.36	Q
5	242	PEREIRA DA PONTE Solange	ESP	12 DEC 1989	1	4:26.56	
6	21	MCGOWAN Brittany	AUS	24 APR 1991	11	4:27.44	
7	110	LEBLANC Annie	CAN	29 APR 1992	6	4:28.10	
8	1019	NANYONDO Winnie	UGA	23 AUG 1993	10	4:28.77	
9	637	GREENE Becky	NZL	26 DEC 1993	12	4:30.03	
10	51	BEAN Taylor-Ashley	BER	2 SEP 1993	2	4:50.54	
11	941	NGWENYAMA Fezile Millicent	SWZ	8 NOV 1990	8	5:02.82	
	327	ADWUBI Esther	GHA	15 AUG 1987	4	DNF	

Intermediate times: 400m 1:14.84 110 LEBLANC Annie (CAN)
800m 2:33.27 110 LEBLANC Annie (CAN)
1200m 3:41.38 3 GEGA Luiza (ALB)


Qualification: First 4 in each heat (Q) and 4 best performers (q) advance to the Final

Weather conditions at the beginning of the 1st heat

Temperature: 22 °C Humidity: 69 % Conditions: Partly cloudy

Note:
IAAF Rule 32.2 - anti-doping rule violation
CAS Decision of 29th November 2016

Legend
DNF Did Not Finish DNS Did Not Start DQ Disqualified PB Personal Best
Q Qualified by place q Qualified by time SB Season Best

Timing and Results provided by  TISSOT



Results Summary

Итоговые результаты

REVISED
13 APR 14:32


UNIVERSIADE RECORD	4:01.32	IVAN Paula	ROU	Zagreb (CRO)	16 JUL 1987
--------------------	---------	------------	-----	--------------	-------------

Rank	Bib	Name	Ctry code	Date of Birth	Heat	Order	Position	Time	
1	991	KOYUNCU Tugba	TUR	16 FEB 1991	1	5	1	4:15.93	Q
2	409	MAGNANI Margherita	ITA	26 FEB 1987	1	8	2	4:15.99	Q
3	1011	AJOK Docus	UGA	12 JUL 1994	1	2	3	4:16.44	Q
4	572	GUEVARA Cristina	MEX	12 DEC 1987	1	13	4	4:16.67	q PB
5	1063	SCHAPPERT Nicole	USA	30 OCT 1986	1	1	5	4:17.15	q
6	643	SMIT Angie	NZL	16 AUG 1991	1	11	6	4:17.94	q SB
7	387	TARPLEE Claire	IRL	22 SEP 1988	1	3	7	4:18.77	q
8	1048	PIERDEVARA Florina	ROU	29 MAR 1990	1	10	8	4:21.85	
9	916	KURMANN Lisa Maria	SUI	17 MAY 1989	1	12	9	4:22.10	
10	657	BRONIATOWSKA Katarzyna	POL	22 FEB 1990	2	9	1	4:25.99	Q
11	3	GEA Luiza	ALB	5 NOV 1988	2	3	2	4:26.07	Q
12	773	KOROBKINA Elena	RUS	25 NOV 1990	2	7	3	4:26.33	Q
13	210	CAPKOVA Tereza	CZE	24 JUL 1987	2	5	4	4:26.36	Q
14	242	PEREIRA DA PONTE Solange	ESP	12 DEC 1989	2	1	5	4:26.56	
15	21	MCGOWAN Brittany	AUS	24 APR 1991	2	11	6	4:27.44	
16	110	LEBLANC Annie	CAN	29 APR 1992	2	6	7	4:28.10	
17	1019	NANYONDO Winnie	UGA	23 AUG 1993	2	10	8	4:28.77	
18	637	GREENE Becky	NZL	26 DEC 1993	2	12	9	4:30.03	
19	583	CHULUUNKHUU Shinetsetseg	MGL	15 OCT 1987	1	4	10	4:36.50	
20	961	RAHMONOVA Dilshoda	TJK	20 APR 1994	1	9	11	4:48.77	
21	51	BEAN Taylor-Ashley	BER	2 SEP 1993	2	2	10	4:50.54	
22	941	NGWENYAMA Fezile Millicent	SWZ	8 NOV 1990	2	8	11	5:02.82	
	327	ADWUBI Esther	GHA	15 AUG 1987	2	4		DNF	
	821	SHARMINA Ekaterina	RUS	6 AUG 1986	1	6		DQ	R 32.2
	512	MAFATA Moleboheng	LES	3 MAR 1985	1	7		DNS	

Qualification: First 4 in each heat (Q) and 4 best performers (q) advance to the Final

Note:
IAAF Rule 32.2 - anti-doping rule violation
CAS Decision of 29th November 2016
These athletes are sorted on performance.

Legend
DNF Did Not Finish DNS Did Not Start DQ Disqualified PB Personal Best
Q Qualified by standard q Qualified by performance SB Season Best

Timing and Results provided by  **TISSOT**



Start list

Стартовый список

UNIVERSIADE RECORD	4:01.32	IVAN Paula	ROU	Zagreb (CRO)	16 JUL 1987
--------------------	---------	------------	-----	--------------	-------------

Order	Bib	Name	Ctry code	Date of Birth	PB	SB	Result	Rank
1	1063	SCHAPPERT Nicole	USA	30 OCT 1986	4:06.87	4:11.80		
2	1011	AJOK Docus	UGA	12 JUL 1994				
3	387	TARPLEE Claire	IRL	22 SEP 1988	4:11.35	4:11.35		
4	583	CHULUUNKHUU Shinetsetseg	MGL	15 OCT 1987	4:31.90			
5	991	KOYUNCU Tugba	TUR	16 FEB 1991	4:03.41	4:06.22		
6	821	SHARMINA Ekaterina	RUS	6 AUG 1986	3:59.49	4:04.55		
7	512	MAFATA Moleboheng	LES	3 MAR 1985				
8	409	MAGNANI Margherita	ITA	26 FEB 1987	4:06.34	4:06.34		
9	961	RAHMONOVA Dilshoda	TJK	20 APR 1994				
10	1048	PIERDEVARA Florina	ROU	29 MAR 1990	4:15.36	4:21.78		
11	643	SMIT Angie	NZL	16 AUG 1991	4:13.72	4:22.26		
12	916	KURMANN Lisa Maria	SUI	17 MAY 1989	4:17.42	4:17.42		
13	572	GUEVARA Cristina	MEX	12 DEC 1987	4:16.94	4:16.94		

Qualification: First 4 in each heat and 4 best performers advance to the Final



Results
Результаты

REVISED
13 APR 14:31

UNIVERSIADE RECORD	4:01.32	IVAN Paula	ROU	Zagreb (CRO)	16 JUL 1987
--------------------	---------	------------	-----	--------------	-------------

Rank	Bib	Name	Ctry code	Date of Birth	Order	Result	
1	991	KOYUNCU Tugba	TUR	16 FEB 1991	5	4:15.93	Q
2	409	MAGNANI Margherita	ITA	26 FEB 1987	8	4:15.99	Q
3	1011	AJOK Docus	UGA	12 JUL 1994	2	4:16.44	Q
4	572	GUEVARA Cristina	MEX	12 DEC 1987	13	4:16.67	q PB
5	1063	SCHAPPERT Nicole	USA	30 OCT 1986	1	4:17.15	q
6	643	SMIT Angie	NZL	16 AUG 1991	11	4:17.94	q SB
7	387	TARPLEE Claire	IRL	22 SEP 1988	3	4:18.77	q
8	1048	PIERDEVARA Florina	ROU	29 MAR 1990	10	4:21.85	
9	916	KURMANN Lisa Maria	SUI	17 MAY 1989	12	4:22.10	
10	583	CHULUUNKHUU Shinetsetseg	MGL	15 OCT 1987	4	4:36.50	
11	961	RAHMONOVA Dilshoda	TJK	20 APR 1994	9	4:48.77	
	821	SHARMINA Ekaterina	RUS	6 AUG 1986	6	DQ	R 32.2
	512	MAFATA Moleboheng	LES	3 MAR 1985	7	DNS	

Qualification: First 4 in each heat (Q) and 4 best performers (q) advance to the Final


Intermediate times:	400m	1:11.92	572	GUEVARA Cristina (MEX)
	800m	2:22.51	821	SHARMINA Ekaterina (RUS)
	1200m	3:28.27	821	SHARMINA Ekaterina (RUS)

Weather conditions

Temperature: 22 °C Humidity: 69 % Conditions: Partly cloudy

Note:
IAAF Rule 32.2 - anti-doping rule violation
CAS Decision of 29th November 2016

Legend	DNS Did Not Start	DQ Disqualified	PB Personal Best	Q Qualified by place
	q Qualified by time	SB Season Best		

Timing and Results provided by  **TISSOT**



Start list

Стартовый список

UNIVERSIADE RECORD	4:01.32	IVAN Paula	ROU	Zagreb (CRO)	16 JUL 1987
--------------------	---------	------------	-----	--------------	-------------

Order	Bib	Name	Ctry code	Date of Birth	PB	SB	Result	Rank
1	242	PEREIRA DA PONTE Solange	ESP	12 DEC 1989	4:14.07	4:15.96		
2	51	BEAN Taylor-Ashley	BER	2 SEP 1993				
3	3	GEGA Luiza	ALB	5 NOV 1988	4:05.11	4:05.11		
4	327	ADWUBI Esther	GHA	15 AUG 1987				
5	210	CAPKOVA Tereza	CZE	24 JUL 1987	4:08.27	4:08.78		
6	110	LEBLANC Annie	CAN	29 APR 1992	4:15.92	4:17.64		
7	773	KOROBKINA Elena	RUS	25 NOV 1990	4:05.35	4:05.35		
8	941	NGWENYAMA Fezile Millicent	SWZ	8 NOV 1990				
9	657	BRONIATOWSKA Katarzyna	POL	22 FEB 1990	4:10.04	4:10.04		
10	1019	NANYONDO Winnie	UGA	23 AUG 1993				
11	21	MCGOWAN Brittany	AUS	24 APR 1991	4:15.60	4:15.60		
12	637	GREENE Becky	NZL	26 DEC 1993	4:18.15	4:18.15		

Qualification: First 4 in each heat and 4 best performers advance to the Final



Results

Результаты

UNIVERSIADE RECORD	4:01.32	IVAN Paula	ROU	Zagreb (CRO)	16 JUL 1987
--------------------	---------	------------	-----	--------------	-------------

Rank	Bib	Name	Ctry code	Date of Birth	Order	Result
1	657	BRONIATOWSKA Katarzyna	POL	22 FEB 1990	9	4:25.99 Q
2	3	GEGA Luiza	ALB	5 NOV 1988	3	4:26.07 Q
3	773	KOROBKINA Elena	RUS	25 NOV 1990	7	4:26.33 Q
4	210	CAPKOVA Tereza	CZE	24 JUL 1987	5	4:26.36 Q
5	242	PEREIRA DA PONTE Solange	ESP	12 DEC 1989	1	4:26.56
6	21	MCGOWAN Brittany	AUS	24 APR 1991	11	4:27.44
7	110	LEBLANC Annie	CAN	29 APR 1992	6	4:28.10
8	1019	NANYONDO Winnie	UGA	23 AUG 1993	10	4:28.77
9	637	GREENE Becky	NZL	26 DEC 1993	12	4:30.03
10	51	BEAN Taylor-Ashley	BER	2 SEP 1993	2	4:50.54
11	941	NGWENYAMA Fezile Millicent	SWZ	8 NOV 1990	8	5:02.82
	327	ADWUBI Esther	GHA	15 AUG 1987	4	DNF

Qualification: First 4 in each heat (Q) and 4 best performers (q) advance to the Final

Intermediate times:	400m	1:14.84	110	LEBLANC Annie (CAN)
	800m	2:33.27	110	LEBLANC Annie (CAN)
	1200m	3:41.38	3	GEGA Luiza (ALB)

Weather conditions

Temperature: 22 °C Humidity: 69 % Conditions: Partly cloudy

Legend

DNF Did not Finish Q Qualified by place

Timing and Results provided by  TISSOT



Result Book

27th Summer Universiade in Kazan 2013



Athletics

Women's 1500m Final





Start list

Стартовый список

UNIVERSIADE RECORD	4:01.32	IVAN Paula	ROU	Zagreb (CRO)	16 JUL 1987
--------------------	---------	------------	-----	--------------	-------------

Order	Bib	Name	Ctry code	Date of Birth	PB	SB	Result	Rank
1	821	SHARMINA Ekaterina	RUS	6 AUG 1986	3:59.49	4:04.55		
2	657	BRONIATOWSKA Katarzyna	POL	22 FEB 1990	4:10.04	4:10.04		
3	1011	AJOK Docus	UGA	12 JUL 1994				
4	409	MAGNANI Margherita	ITA	26 FEB 1987	4:06.34	4:06.34		
5	572	GUEVARA Cristina	MEX	12 DEC 1987	4:16.67	4:16.67		
6	773	KOROBKINA Elena	RUS	25 NOV 1990	4:05.35	4:05.35		
7	1063	SCHAPPERT Nicole	USA	30 OCT 1986	4:06.87	4:11.80		
8	3	GEGA Luiza	ALB	5 NOV 1988	4:05.11	4:05.11		
9	387	TARPLEE Claire	IRL	22 SEP 1988	4:11.35	4:11.35		
10	991	KOYUNCU Tugba	TUR	16 FEB 1991	4:03.41	4:06.22		
11	210	CAPKOVA Tereza	CZE	24 JUL 1987	4:08.27	4:08.78		
12	643	SMIT Angie	NZL	16 AUG 1991	4:13.72	4:17.94		



Results
Результаты

REVISED
13 APR 14:32

UNIVERSIADE RECORD 4:01.32 IVAN Paula ROU Zagreb (CRO) 16 JUL 1987

Rank	Bib	Name	Ctry code	Date of Birth	Order	Result	
1	773	KOROBKINA Elena	RUS	25 NOV 1990	6	4:08.13	
2	3	GEHA Luiza	ALB	5 NOV 1988	8	4:08.71	
3	409	MAGNANI Margherita	ITA	26 FEB 1987	4	4:09.72	
4	643	SMIT Angie	NZL	16 AUG 1991	12	4:11.72	PB
5	387	TARPLEE Claire	IRL	22 SEP 1988	9	4:13.37	
6	657	BRONIATOWSKA Katarzyna	POL	22 FEB 1990	2	4:14.31	
7	1063	SCHAPPERT Nicole	USA	30 OCT 1986	7	4:15.02	
8	572	GUEVARA Cristina	MEX	12 DEC 1987	5	4:16.97	
9	991	KOYUNCU Tugba	TUR	16 FEB 1991	10	4:18.62	
10	1011	AJOK Docus	UGA	12 JUL 1994	3	4:25.83	
	210	CAPKOVA Tereza	CZE	24 JUL 1987	11	DNF	
	821	SHARMINA Ekaterina	RUS	6 AUG 1986	1	DQ	R 32.2

Intermediate times:

400m	1:08.75	821	SHARMINA Ekaterina (RUS)
800m	2:17.00	821	SHARMINA Ekaterina (RUS)
1200m	3:20.99	821	SHARMINA Ekaterina (RUS)

Weather conditions


Temperature: 26 °C Humidity: 39 % Conditions: Sunny

Note:

IAAF Rule 32.2 - anti-doping rule violation
CAS Decision of 29th November 2016

Legend

DNF Did Not Finish DQ Disqualified PB Personal Best

Timing and Results provided by  TISSOT



Result Book

27th Summer Universiade in Kazan 2013



Athletics

Women's 3000m Steeplechase





Medallists
Медалисты

REVISED
27 JUN 0:01

As of WED 27 JUN 2018

Medal	Name	Ctry
GOLD	ZARIPOVA Yulia	RUS - Russian Federation
SILVER	MINGIR Gulcan	TUR - Turkey
BRONZE	GROENEWOUD Chantelle Ann	CAN - Canada



Result Book

27th Summer Universiade in Kazan 2013



Athletics

Women's 3000m Steeplechase Final





Start list

Стартовый список

UNIVERSIADE RECORD	9:32.62	MOREIRA Sara	POR	Beograd (SRB)	10 JUL 2009
--------------------	---------	--------------	-----	---------------	-------------

Order	Bib	Name	Ctry code	Date of Birth	PB	SB	Result	Rank
1	215	KRCHOVA Eva	CZE	10 SEP 1989	9:52.69	9:52.69		
2	842	ZARIPOVA Yulia	RUS	26 APR 1986	9:05.02			
3	993	MINGIR Gulcan	TUR	21 MAY 1989	9:13.53	9:45.80		
4	102	GROENEWOUD Chantelle Ann	CAN	3 MAR 1989	9:54.70	10:01.43		
5	279	ERIKSSON Sandra	FIN	4 JUN 1989	9:43.38	9:47.76		
6	100	FURLAN Jessica Quinn Avery	CAN	15 MAR 1990	9:58.52	9:58.52		
7	538	ZUSINAITE Vaida	LTU	13 JAN 1988	9:54.36	10:11.82		
8	743	ARISTARKHOVA Natalya	RUS	31 OCT 1989	9:30.64	9:30.64		
9	222	GLAD Simone	DEN	12 AUG 1990	10:23.79	10:29.47		
10	1043	SHMIDT Svitlana	UKR	20 MAR 1990	9:31.16	9:37.33		
11	383	FINN Michelle	IRL	16 DEC 1989	9:54.00	9:54.00		



Results
Результаты

REVISED
27 JUN 0:01

UNIVERSIADE RECORD 9:28.00 ZARIPOVA Yulia RUS 10 JUL 2013

Rank	Bib	Name	Ctry code	Date of Birth	Order	Result	
1	842	ZARIPOVA Yulia	RUS	26 APR 1986	2	9:28.00	UR
2	993	MINGIR Gulcan	TUR	21 MAY 1989	3	9:45.88	
3	102	GROENEWOUD Chantelle Ann	CAN	3 MAR 1989	4	9:51.17	PB
4	100	FURLAN Jessica Quinn Avery	CAN	15 MAR 1990	6	9:51.23	PB
5	279	ERIKSSON Sandra	FIN	4 JUN 1989	5	9:55.11	
6	383	FINN Michelle	IRL	16 DEC 1989	11	10:03.28	
7	538	ZUSINAITE Vaida	LTU	13 JAN 1988	7	10:04.37	SB
8	215	KRCHOVA Eva	CZE	10 SEP 1989	1	10:17.96	
9	222	GLAD Simone	DEN	12 AUG 1990	9	10:30.68	
	1043	SHMIDT Svitlana	UKR	20 MAR 1990	10	DQ	R 32.2b
	743	ARISTARKHOVA Natalya	RUS	31 OCT 1989	8	DNS	

Intermediate times: 1000m 3:08.15 842 ZARIPOVA Yulia (RUS)
2000m 6:24.13 842 ZARIPOVA Yulia (RUS)

Weather conditions

Temperature: 18 °C Humidity: 89 % Conditions: Cloudy

Note:

IAAF Rule 32.2b - Use or Attempted Use by an Athlete of a Prohibited Substance or a Prohibited Method

Legend

DNS Did Not Start **DQ** Disqualified **PB** Personal Best **SB** Season Best
UR Universiade Record

Timing and Results provided by  **TISSOT**



Result Book

27th Summer Universiade in Kazan 2013



Athletics

Women's 400m Hurdles





Medallists

Медалисты

As of TUE 9 JUL 2013

Medal	Name	Ctry
GOLD	TITIMETS Anna	UKR - Ukraine
SILVER	YAROSHCHUK Anna	UKR - Ukraine
BRONZE	DAVYDOVA Irina	RUS - Russian Federation



Result Book

27th Summer Universiade in Kazan 2013



Athletics

Women's 400m Hurdles Round 1





Start list

Стартовый список

UNIVERSIADE RECORD	53.95	PERNÍA Daimí	CUB	Palma de Mallorca (ESP)	10 JUL 1999
--------------------	-------	--------------	-----	-------------------------	-------------

HEAT 1 Start Time: 18:00

Lane	Bib	Name	Ctry code	Date of Birth	PB	SB	Result	Rank
2	853	FAYE Mame Fatou	SEN	19 AUG 1986	57.46	57.73		
3	635	TOMB Stine Meland	NOR	27 AUG 1986	56.38	57.13		
4	1046	TITIMETS Anna	UKR	5 MAR 1989	54.69	54.84		
5	374	RAGHAVAN Anu	IND	20 APR 1993	1:00.34	1:00.76		
6	1056	BUCKLEY Landria	USA	2 JUL 1988	56.64	56.64		
7	149	ERRAZURIZ Javiera	CHI	5 JUN 1990	59.43	59.77		
8	134	WELLS Sarah-Lynn	CAN	10 NOV 1989	55.71	55.98		

HEAT 2 Start Time: 18:06

Lane	Bib	Name	Ctry code	Date of Birth	PB	SB	Result	Rank
1	115	MONTCALM Noelle	CAN	3 APR 1988	55.96	55.96		
2	665	LINKIEWICZ Joanna	POL	2 MAY 1990	56.93	56.93		
3	65	BABOLAI Oarabile	BOT	8 MAR 1992	58.09	59.67		
4	534	STASIUNAITE Egle	LTU	30 SEP 1988	56.58	57.75		
5	999	YILDIRIM Derya	TUR	9 NOV 1994		57.26		
6	263	SAKKARIAS Annika	EST	21 AUG 1991	1:04.78	1:04.78		
7	1047	YAROSHCHUK Anna	UKR	24 NOV 1989	54.35	54.99		
8	380	BARR Jessie	IRL	24 JUL 1989	55.93	56.74		

HEAT 3 Start Time: 18:12

Lane	Bib	Name	Ctry code	Date of Birth	PB	SB	Result	Rank
1	976	AKIN Ozge	TUR	17 JUN 1985	56.33	56.34		
2	751	DAVYDOVA Irina	RUS	27 MAY 1988	53.77	55.26		
3	472	ROMANOVA Alexandra	KAZ	26 DEC 1990	59.53	59.53		
4	709	EBERSOHN Anneri	RSA	9 AUG 1990	55.87	55.87		
5	506	NAGLE Inese	LAT	2 DEC 1988	1:00.44			
6	45	DAUWENS Axelle	BEL	1 DEC 1990	56.60	56.84		
7	80	NIKIEMA Ramata	BUR	16 FEB 1990				
8	319	KLOPSCH Christiane Bettina	GER	21 AUG 1990	56.83	56.83		

Qualification: First 2 in each heat and 2 best performers advance to the Final



Results

Результаты

UNIVERSIADE RECORD	53.95	PERNÍA Daimí	CUB	Palma de Mallorca (ESP)	10 JUL 1999
--------------------	-------	--------------	-----	-------------------------	-------------

HEAT 1 Start Time: 18:00

Rank	Bib	Name	Ctry code	Date of Birth	Lane	Reaction time	Result	
1	1046	TITIMETS Anna	UKR	5 MAR 1989	4	0.231	55.38	Q
2	134	WELLS Sarah-Lynn	CAN	10 NOV 1989	8	0.169	55.66	Q PB
3	1056	BUCKLEY Landria	USA	2 JUL 1988	6	0.201	56.15	q PB
4	635	TOMB Stine Meland	NOR	27 AUG 1986	3	0.204	57.85	
5	853	FAYE Mame Fatou	SEN	19 AUG 1986	2	0.192	58.90	
6	149	ERRAZURIZ Javiera	CHI	5 JUN 1990	7	0.180	1:00.24	
7	374	RAGHAVAN Anu	IND	20 APR 1993	5	0.211	1:02.74	

HEAT 2 Start Time: 18:06

Rank	Bib	Name	Ctry code	Date of Birth	Lane	Reaction time	Result	
1	1047	YAROSHCHUK Anna	UKR	24 NOV 1989	7	0.195	57.52	Q
2	380	BARR Jessie	IRL	24 JUL 1989	8	0.279	57.91	Q
3	115	MONTCALM Noelle	CAN	3 APR 1988	1	0.228	58.04	
4	534	STAIUNIATE Egle	LTU	30 SEP 1988	4	0.225	59.99	
5	665	LINKIEWICZ Joanna	POL	2 MAY 1990	2	0.210	1:00.01	
6	999	YILDIRIM Derya	TUR	9 NOV 1994	5	0.244	1:02.31	
7	263	SAKKARIAS Annika	EST	21 AUG 1991	6	0.179	1:03.42	PB
8	65	BABOLAI Oarabile	BOT	8 MAR 1992	3	0.186	1:06.05	

HEAT 3 Start Time: 18:12

Rank	Bib	Name	Ctry code	Date of Birth	Lane	Reaction time	Result	
1	751	DAVYDOVA Irina	RUS	27 MAY 1988	2	0.213	56.41	Q
2	709	EBERSOHN Anneri	RSA	9 AUG 1990	4	0.167	56.97	Q
3	319	KLOPSCH Christiane Bettina	GER	21 AUG 1990	8	0.221	57.36	q
4	45	DAUWENS Axelle	BEL	1 DEC 1990	6	0.209	57.53	
5	472	ROMANOVA Alexandra	KAZ	26 DEC 1990	3	0.155	1:00.27	
6	976	AKIN Ozge	TUR	17 JUN 1985	1	0.193	1:01.67	
7	80	NIKIEMA Ramata	BUR	16 FEB 1990	7	0.199	1:07.64	
	506	NAGLE Inese	LAT	2 DEC 1988	5	0.209	DNS	


Qualification: First 2 in each heat (Q) and 2 best performers (q) advance to the Final

Weather conditions at the beginning of the 1st heat

Temperature: 23 °C Humidity: 70 % Conditions: Rain

Legend

DNS Did not Start PB Personal Best Q Qualified by place q Qualified by time

Timing and Results provided by  TISSOT



Results Summary

Итоговые результаты

UNIVERSIADE RECORD	53.95	PERNÍA Daimí	CUB	Palma de Mallorca (ESP)	10 JUL 1999
--------------------	-------	--------------	-----	-------------------------	-------------

Rank	Bib	Name	Ctry code	Date of Birth	Heat	Lane	Position	Time		
1	1046	TITIMETS Anna	UKR	5 MAR 1989	1	4	1	55.38	Q	
2	134	WELLS Sarah-Lynn	CAN	10 NOV 1989	1	8	2	55.66	Q	PB
3	1056	BUCKLEY Landria	USA	2 JUL 1988	1	6	3	56.15	q	PB
4	751	DAVYDOVA Irina	RUS	27 MAY 1988	3	2	1	56.41	Q	
5	709	EBERSOHN Anneri	RSA	9 AUG 1990	3	4	2	56.97	Q	
6	319	KLOPSCH Christiane Bettina	GER	21 AUG 1990	3	8	3	57.36	q	
7	1047	YAROSHCHUK Anna	UKR	24 NOV 1989	2	7	1	57.52	Q	
8	45	DAUWENS Axelle	BEL	1 DEC 1990	3	6	4	57.53		
9	635	TOMB Stine Meland	NOR	27 AUG 1986	1	3	4	57.85		
10	380	BARR Jessie	IRL	24 JUL 1989	2	8	2	57.91	Q	
11	115	MONTCALM Noelle	CAN	3 APR 1988	2	1	3	58.04		
12	853	FAYE Mame Fatou	SEN	19 AUG 1986	1	2	5	58.90		
13	534	STAIUNAITE Egle	LTU	30 SEP 1988	2	4	4	59.99		
14	665	LINKIEWICZ Joanna	POL	2 MAY 1990	2	2	5	1:00.01		
15	149	ERRAZURIZ Javiera	CHI	5 JUN 1990	1	7	6	1:00.24		
16	472	ROMANOVA Alexandra	KAZ	26 DEC 1990	3	3	5	1:00.27		
17	976	AKIN Ozge	TUR	17 JUN 1985	3	1	6	1:01.67		
18	999	YILDIRIM Derya	TUR	9 NOV 1994	2	5	6	1:02.31		
19	374	RAGHAVAN Anu	IND	20 APR 1993	1	5	7	1:02.74		
20	263	SAKKARIAS Annika	EST	21 AUG 1991	2	6	7	1:03.42		PB
21	65	BABOLAI Oarabile	BOT	8 MAR 1992	2	3	8	1:06.05		
22	80	NIKIEMA Ramata	BUR	16 FEB 1990	3	7	7	1:07.64		
	506	NAGLE Inese	LAT	2 DEC 1988	3	5		DNS		

Qualification: First 2 in each heat (Q) and 2 best performers (q) advance to the Final

Note:
These athletes are sorted on performance.

Legend
DNS Did not Start **PB** Personal Best **Q** Qualified by place **q** qualified by time

Timing and Results provided by  **TISSOT**



Start list

Стартовый список

UNIVERSIADE RECORD	53.95	PERNÍA Daimí	CUB	Palma de Mallorca (ESP)	10 JUL 1999
--------------------	-------	--------------	-----	-------------------------	-------------

Lane	Bib	Name	Ctry code	Date of Birth	PB	SB	Result	Rank
2	853	FAYE Mame Fatou	SEN	19 AUG 1986	57.46	57.73		
3	635	TOMB Stine Meland	NOR	27 AUG 1986	56.38	57.13		
4	1046	TITIMETS Anna	UKR	5 MAR 1989	54.69	54.84		
5	374	RAGHAVAN Anu	IND	20 APR 1993	1:00.34	1:00.76		
6	1056	BUCKLEY Landria	USA	2 JUL 1988	56.64	56.64		
7	149	ERRAZURIZ Javiera	CHI	5 JUN 1990	59.43	59.77		
8	134	WELLS Sarah-Lynn	CAN	10 NOV 1989	55.71	55.98		

Qualification: First 2 in each heat and 2 best performers advance to the Final



Results

Результаты

UNIVERSIADE RECORD	53.95	PERNÍA Daimí	CUB	Palma de Mallorca (ESP)	10 JUL 1999
--------------------	-------	--------------	-----	-------------------------	-------------

Rank	Bib	Name	Ctry code	Date of Birth	Lane	Reaction time	Result
1	1046	TITIMETS Anna	UKR	5 MAR 1989	4	0.231	55.38 Q
2	134	WELLS Sarah-Lynn	CAN	10 NOV 1989	8	0.169	55.66 Q PB
3	1056	BUCKLEY Landria	USA	2 JUL 1988	6	0.201	56.15 PB
4	635	TOMB Stine Meland	NOR	27 AUG 1986	3	0.204	57.85
5	853	FAYE Mame Fatou	SEN	19 AUG 1986	2	0.192	58.90
6	149	ERRAZURIZ Javiera	CHI	5 JUN 1990	7	0.180	1:00.24
7	374	RAGHAVAN Anu	IND	20 APR 1993	5	0.211	1:02.74


Qualification: First 2 in each heat (Q) and 2 best performers (q) advance to the Final

Weather conditions

Temperature: 23 °C Humidity: 70 % Conditions: Rain

Legend

PB Personal Best **Q** Qualified by place

Timing and Results provided by  **TISSOT**



Start list

Стартовый список

UNIVERSIADE RECORD	53.95	PERNÍA Daimí	CUB	Palma de Mallorca (ESP)	10 JUL 1999
--------------------	-------	--------------	-----	-------------------------	-------------

Lane	Bib	Name	Ctry code	Date of Birth	PB	SB	Result	Rank
1	115	MONTCALM Noelle	CAN	3 APR 1988	55.96	55.96		
2	665	LINKIEWICZ Joanna	POL	2 MAY 1990	56.93	56.93		
3	65	BABOLAI Oarabile	BOT	8 MAR 1992	58.09	59.67		
4	534	STAIŠIUNAITE Egle	LTU	30 SEP 1988	56.58	57.75		
5	999	YILDIRIM Derya	TUR	9 NOV 1994		57.26		
6	263	SAKKARIAS Annika	EST	21 AUG 1991	1:04.78	1:04.78		
7	1047	YAROSHCHUK Anna	UKR	24 NOV 1989	54.35	54.99		
8	380	BARR Jessie	IRL	24 JUL 1989	55.93	56.74		

Qualification: First 2 in each heat and 2 best performers advance to the Final



Results

Результаты

UNIVERSIADE RECORD	53.95	PERNÍA Daimí	CUB	Palma de Mallorca (ESP)	10 JUL 1999
--------------------	-------	--------------	-----	-------------------------	-------------

Rank	Bib	Name	Ctry code	Date of Birth	Lane	Reaction time	Result	
1	1047	YAROSHCHUK Anna	UKR	24 NOV 1989	7	0.195	57.52	Q
2	380	BARR Jessie	IRL	24 JUL 1989	8	0.279	57.91	Q
3	115	MONTCALM Noelle	CAN	3 APR 1988	1	0.228	58.04	
4	534	STAIUNAITE Egle	LTU	30 SEP 1988	4	0.225	59.99	
5	665	LINKIEWICZ Joanna	POL	2 MAY 1990	2	0.210	1:00.01	
6	999	YILDIRIM Derya	TUR	9 NOV 1994	5	0.244	1:02.31	
7	263	SAKKARIAS Annika	EST	21 AUG 1991	6	0.179	1:03.42	PB
8	65	BABOLAI Oarabile	BOT	8 MAR 1992	3	0.186	1:06.05	

Qualification: First 2 in each heat (Q) and 2 best performers (q) advance to the Final

Weather conditions

Temperature: 23 °C Humidity: 70 % Conditions: Rain

Legend

PB Personal Best Q Qualified by place

Timing and Results provided by  TISSOT



Start list

Стартовый список

UNIVERSIADE RECORD	53.95	PERNÍA Daimí	CUB	Palma de Mallorca (ESP)	10 JUL 1999
--------------------	-------	--------------	-----	-------------------------	-------------

Lane	Bib	Name	Ctry code	Date of Birth	PB	SB	Result	Rank
1	976	AKIN Ozge	TUR	17 JUN 1985	56.33	56.34		
2	751	DAVYDOVA Irina	RUS	27 MAY 1988	53.77	55.26		
3	472	ROMANOVA Alexandra	KAZ	26 DEC 1990	59.53	59.53		
4	709	EBERSOHN Anneri	RSA	9 AUG 1990	55.87	55.87		
5	506	NAGLE Inese	LAT	2 DEC 1988	1:00.44			
6	45	DAUWENS Axelle	BEL	1 DEC 1990	56.60	56.84		
7	80	NIKIEMA Ramata	BUR	16 FEB 1990				
8	319	KLOPSCH Christiane Bettina	GER	21 AUG 1990	56.83	56.83		

Qualification: First 2 in each heat and 2 best performers advance to the Final



Results

Результаты

UNIVERSIADE RECORD	53.95	PERNÍA Daimí	CUB	Palma de Mallorca (ESP)	10 JUL 1999
--------------------	-------	--------------	-----	-------------------------	-------------

Rank	Bib	Name	Ctry code	Date of Birth	Lane	Reaction time	Result
1	751	DAVYDOVA Irina	RUS	27 MAY 1988	2	0.213	56.41 Q
2	709	EBERSOHN Anneri	RSA	9 AUG 1990	4	0.167	56.97 Q
3	319	KLOPSCH Christiane Bettina	GER	21 AUG 1990	8	0.221	57.36 q
4	45	DAUWENS Axelle	BEL	1 DEC 1990	6	0.209	57.53
5	472	ROMANOVA Alexandra	KAZ	26 DEC 1990	3	0.155	1:00.27
6	976	AKIN Ozge	TUR	17 JUN 1985	1	0.193	1:01.67
7	80	NIKIEMA Ramata	BUR	16 FEB 1990	7	0.199	1:07.64
	506	NAGLE Inese	LAT	2 DEC 1988	5	0.209	DNS


Qualification: First 2 in each heat (Q) and 2 best performers (q) advance to the Final

Weather conditions

Temperature: 23 °C Humidity: 70 % Conditions: Rain

Legend

DNS Did not Start Q Qualified by place q qualified by time

Timing and Results provided by  TISSOT



Result Book

27th Summer Universiade in Kazan 2013



Athletics

Women's 400m Hurdles Final





Start list

Стартовый список

UNIVERSIADE RECORD	53.95	PERNÍA Daimí	CUB	Palma de Mallorca (ESP)	10 JUL 1999
--------------------	-------	--------------	-----	-------------------------	-------------

Lane	Bib	Name	Ctry code	Date of Birth	PB	SB	Result	Rank
1	319	KLOPSCH Christiane Bettina	GER	21 AUG 1990	56.83	56.83		
2	1056	BUCKLEY Landria	USA	2 JUL 1988	56.15	56.15		
3	134	WELLS Sarah-Lynn	CAN	10 NOV 1989	55.66	55.66		
4	1047	YAROSHCHUK Anna	UKR	24 NOV 1989	54.35	54.99		
5	1046	TITIMETS Anna	UKR	5 MAR 1989	54.69	54.84		
6	751	DAVYDOVA Irina	RUS	27 MAY 1988	53.77	55.26		
7	709	EBERSOHN Anneri	RSA	9 AUG 1990	55.87	55.87		
8	380	BARR Jessie	IRL	24 JUL 1989	55.93	56.74		



Results

Результаты

UNIVERSIADE RECORD	53.95	PERNÍA Daimí	CUB	Palma de Mallorca (ESP)	10 JUL 1999
--------------------	-------	--------------	-----	-------------------------	-------------

Rank	Bib	Name	Ctry code	Date of Birth	Lane	Reaction time	Result
1	1046	TITIMETS Anna	UKR	5 MAR 1989	5	0.191	54.64 PB
2	1047	YAROSHCHUK Anna	UKR	24 NOV 1989	4	0.166	54.77 SB
3	751	DAVYDOVA Irina	RUS	27 MAY 1988	6	0.254	54.79 SB
4	134	WELLS Sarah-Lynn	CAN	10 NOV 1989	3	0.141	55.76
5	709	EBERSON Anneri	RSA	9 AUG 1990	7	0.169	57.58
6	380	BARR Jessie	IRL	24 JUL 1989	8	0.271	57.65
7	319	KLOPSCH Christiane Bettina	GER	21 AUG 1990	1	0.225	57.93
	1056	BUCKLEY Landria	USA	2 JUL 1988	2	0.206	DNF

Weather conditions

Temperature: 20 °C Humidity: 83 % Conditions: Cloudy

Legend

DNF Did not Finish **PB** Personal Best **SB** Season Best

Timing and Results provided by  **TISSOT**



Result Book

27th Summer Universiade in Kazan 2013



Athletics

Women's 5000m





Medallists


Медалисты

REVISED
7 NOV 14:24

As of THU 7 NOV 2013

Medal	Name	Ctry
GOLD	GOLOVKINA Olga	RUS - Russian Federation
SILVER	SUZUKI Ayuko	JPN - Japan
BRONZE	SHOJI Mai	JPN - Japan

Athlete 688 BIRCA Roxana Elisabeta (ROU) disqualified.

Timing and Results provided by  **TISSOT**



Result Book

27th Summer Universiade in Kazan 2013



Athletics

Women's 5000m Final





Start list

Стартовый список

REVISED
10 JUL 20:00

UNIVERSIADE RECORD	15:28.78	AUGUSTO Jessica	POR	Bangkok (THA)	13 AUG 2007
--------------------	----------	-----------------	-----	---------------	-------------

Order	Bib	Name	Ctry code	Date of Birth	PB	SB	Result	Rank
1-1	693	FRUMUZ Cristina Alexandra	ROU	19 FEB 1988	16:00.81			
1-2	1015	CHEBET Annet	UGA	14 FEB 1991	16:49.13			
1-3	680	ROCHA Carla Salome	POR	25 APR 1990	16:04.40	16:06.54		
1-4	222	GLAD Simone	DEN	12 AUG 1990	16:48.36	16:57.92		
1-5	583	CHULUUNKHUU Shinetsetseg	MGL	15 OCT 1987				
1-6	439	SHOJI Mai	JPN	9 DEC 1993	15:37.55	15:37.55		
1-7	757	GOLOVKINA Olga	RUS	17 DEC 1986	15:05.26	15:32.45		
1-8	161	GONG Lihua	CHN	10 MAY 1993	16:33.84			
1-9	791	MURIASOVA Alfia	RUS	3 OCT 1988	15:20.42	15:20.42		
1-10	276	WONDEM Demeku Akalu	ETH	5 OCT 1992				
1-11	378	VARADE Pooja Ramesh	IND	15 JUL 1994				
1-12	182	ZHOU Jing	CHN	24 JUN 1994				
2-1	327	ADWUBI Esther	GHA	15 AUG 1987	19:42.37			
2-2	1075	CHAMUNORWA Vongai	ZIM	28 MAR 1987				
2-3	512	MAFATA Moleboheng	LES	3 MAR 1985	17:53.74			
2-4	440	SUZUKI Ayuko	JPN	8 OCT 1991	15:31.45	15:31.45		
2-5	688	BIRCA Roxana Elisabeta	ROU	22 JUN 1988	15:13.40	15:42.62		
2-6	987	KARAKAYA Dudu	TUR	11 NOV 1985	15:20.00	15:57.66		

Note:

Athlete KARAKAYA, D. (TUR) added.

Timing and Results provided by  **TISSOT**



Results
Результаты

REVISED
7 NOV 14:22

UNIVERSIADE RECORD	15:28.78	AUGUSTO Jessica	POR	Bangkok (THA)	13 AUG 2007
--------------------	----------	-----------------	-----	---------------	-------------

Rank	Bib	Name	Ctry code	Date of Birth	Order	Result	
1	757	GOLOVKINA Olga	RUS	17 DEC 1986	1-7	15:43.77	
2	440	SUZUKI Ayuko	JPN	8 OCT 1991	2-4	15:51.47	
3	439	SHOJI Mai	JPN	9 DEC 1993	1-6	16:11.90	
4	987	KARAKAYA Dudu	TUR	11 NOV 1985	2-6	16:12.77	
5	680	ROCHA Carla Salome	POR	25 APR 1990	1-3	16:24.14	
6	1015	CHEBET Annet	UGA	14 FEB 1991	1-2	16:38.37	PB
7	693	FRUMUZ Cristina Alexandra	ROU	19 FEB 1988	1-1	16:39.07	
8	583	CHULUUNKHUU Shinetsetseg	MGL	15 OCT 1987	1-5	17:25.02	
9	276	WONDEM Demeku Akalu	ETH	5 OCT 1992	1-10	17:37.45	
10	378	VARADE Pooja Ramesh	IND	15 JUL 1994	1-11	17:54.71	
11	327	ADWUBI Esther	GHA	15 AUG 1987	2-1	19:11.20	PB
12	1075	CHAMUNORWA Vongai	ZIM	28 MAR 1987	2-2	19:39.06	
	791	MURIASOVA Alfia	RUS	3 OCT 1988	1-9	DNF	
	688	BIRCA Roxana Elisabeta	ROU	22 JUN 1988	2-5	DQ	R 39.1
	222	GLAD Simone	DEN	12 AUG 1990	1-4	DNS	
	161	GONG Lihua	CHN	10 MAY 1993	1-8	DNS	
	512	MAFATA Moleboheng	LES	3 MAR 1985	2-3	DNS	
	182	ZHOU Jing	CHN	24 JUN 1994	1-12	DNS	


Intermediate times:	1000m	3:16.11	680	ROCHA Carla Salome (POR)
	2000m	6:33.74	680	ROCHA Carla Salome (POR)
	3000m	9:43.11	440	SUZUKI Ayuko (JPN)
	4000m	12:46.10	688	BIRCA Roxana Elisabeta (ROU)

Weather conditions

Temperature: 26 °C Humidity: 47 % Conditions: Partly cloudy

Note:
IAAF Rule 39.1 - anti-doping rule violation

Legend
DNF Did not Finish DNS Did not Start DQ Disqualified PB Personal Best

Timing and Results provided by  TISSOT



Result Book

27th Summer Universiade in Kazan 2013



Athletics

Women's Shot Put





Medallists

Медалисты

As of THU 11 JUL 2013

Medal	Name	Ctry
GOLD	TARASOVA Irina	RUS - Russian Federation
SILVER	LIU Xiangrong	CHN - P.R. China
BRONZE	DUCO Natalia	CHI - Chile



Result Book

27th Summer Universiade in Kazan 2013



Athletics

Women's Shot Put Qualification Round





Results Summary


Итоговые результаты

UNIVERSIADE RECORD	20.82m	CHIZHOVA Nadezhda	RUS	Moskva (RUS)	20 AUG 1973
--------------------	--------	-------------------	-----	--------------	-------------

Rank	Bib	Name	Ctry code	Group	Position	Result	
1	167	LIU Xiangrong	CHN	A	1	18.01	Q
2	834	TARASOVA Irina	RUS	B	1	17.76	Q
3	1057	JOHNSON Felisha	USA	B	2	17.62	Q
4	148	DUCO Natalia	CHI	B	3	17.48	Q
5	108	LABONTE Julie	CAN	B	4	17.46	Q
6	352	MARTON Anita	HUN	A	2	17.45	Q
7	56	DUBITSKAYA Aliona	BLR	B	5	17.06	Q
8	1061	MCCALL Jeneva	USA	A	3	16.99	q
9	318	KLEEBERG Sophie	GER	B	6	16.71	q
10	638	KEENAN Terina	NZL	B	7	15.74	q
11	135	WHALEN Chelsea	CAN	A	4	15.36	q
12	831	SVIRIDOVA Olesya	RUS	A	5	14.95	q
13	927	AKERSTROM Frida	SWE	A	6	14.78	
14	151	GALLARDO Ivana	CHI	A	7	14.08	PB
15	232	ELKASAPY Fadya	EGY	A	8	13.89	
16	593	ENGELBRECHT Charlene	NAM	A	9	13.56	
17	621	DISSERUD Silje Nordahl	NOR	B	8	13.22	
18	885	HUS Spela	SLO	A	10	13.08	
19	1010	ACAN Janeth	UGA	A	11	11.38	
20	902	MADURAPPERUMA Devni Kalanika	SRI	B	9	10.39	
	1073	KAPUTULA Rosemary	ZAM	A		DNS	
	194	NTUMBA NZEMBELE Kellyane	COD	B		DNS	
	1082	SIGAUKE Patience	ZIM	B		DNS	
	614	TALABI Omotayo Oluwagbemisola	NGR	B		DNS	

Qualification: Qualifying performance 17.00 (Q) or 12 best performers (q) advance to the Final

Legend	DNS Did not Start	PB Personal Best	Q Qualified by standard	q Qualified by performance
---------------	--------------------------	-------------------------	--------------------------------	-----------------------------------

Timing and Results provided by  TISSOT



Start list

Стартовый список

UNIVERSIADE RECORD	20.82m	CHIZHOVA Nadezhda	RUS	Moskva (RUS)	20 AUG 1973
--------------------	--------	-------------------	-----	--------------	-------------

Order	Bib	Name	Ctry code	Date of Birth	PB	SB	1	2	3	Result	Rank
1	927	AKERSTROM Frida	SWE	29 NOV 1990	15.55	15.13					
2	352	MARTON Anita	HUN	15 JAN 1989	18.48	18.18					
3	593	ENGELBRECHT Charlene	NAM	1 MAY 1993	13.73						
4	167	LIU Xiangrong	CHN	6 JUN 1988	19.24	18.73					
5	1061	MCCALL Jeneva	USA	28 OCT 1989	18.47	18.47					
6	151	GALLARDO Ivana	CHI	20 MAR 1993	13.92						
7	885	HUS Spela	SLO	25 DEC 1989	14.92	14.31					
8	232	ELKASAPY Fadya	EGY	24 MAR 1994	14.67						
9	1073	KAPUTULA Rosemary	ZAM	12 SEP 1989							
10	1010	ACAN Janeth	UGA	24 AUG 1989							
11	831	SVIRIDOVA Olesya	RUS	28 OCT 1989	19.72	16.30					
12	135	WHALEN Chelsea	CAN	18 OCT 1992	16.45	16.45					

Qualification: Qualifying performance 17.00 or 12 best performers advance to the Final



Results

Результаты

UNIVERSIADE RECORD	20.82m	CHIZHOVA Nadezhda	RUS	Moskva (RUS)	20 AUG 1973
--------------------	--------	-------------------	-----	--------------	-------------

Rank	Bib	Name	Ctry code	Date of Birth	1	2	3	Result
1	167	LIU Xiangrong	CHN	6 JUN 1988	16.51	18.01		18.01 Q
2	352	MARTON Anita	HUN	15 JAN 1989	x	16.80	17.45	17.45 Q
3	1061	MCCALL Jeneva	USA	28 OCT 1989	16.44	16.99	16.13	16.99 q
4	135	WHALEN Chelsea	CAN	18 OCT 1992	15.36	x	x	15.36 q
5	831	SVIRIDOVA Olesya	RUS	28 OCT 1989	13.63	14.61	14.95	14.95 q
6	927	AKERSTROM Frida	SWE	29 NOV 1990	14.30	14.64	14.78	14.78
7	151	GALLARDO Ivana	CHI	20 MAR 1993	14.08	13.68	x	14.08 PB
8	232	ELKASAPY Fadya	EGY	24 MAR 1994	13.48	13.89	13.60	13.89
9	593	ENGELBRECHT Charlene	NAM	1 MAY 1993	13.56	x	13.40	13.56
10	885	HUS Spela	SLO	25 DEC 1989	12.39	13.08	x	13.08
11	1010	ACAN Janeth	UGA	24 AUG 1989	11.03	11.38	10.77	11.38
	1073	KAPUTULA Rosemary	ZAM	12 SEP 1989				DNS

Qualification: Qualifying performance 17.00 (Q) or 12 best performers (q) advance to the Final


Starting order	1	2	3	4	5	6	7	8	9	10	11	12
	927	352	593	167	1061	151	885	232	1073	1010	831	135

Weather conditions

Temperature: 22 °C Humidity: 69 % Conditions: Partly cloudy

Legend

- Pass DNS Did not Start PB Personal Best Q Qualified by standard
q Qualified by performance x Failure

Timing and Results provided by  TISSOT



Start list

Стартовый список

UNIVERSIADE RECORD	20.82m	CHIZHOVA Nadezhda	RUS	Moskva (RUS)	20 AUG 1973
--------------------	--------	-------------------	-----	--------------	-------------

Order	Bib	Name	Ctry code	Date of Birth	PB	SB	1	2	3	Result	Rank
1	902	MADURAPPERUMA Devni Kalanika	SRI	29 MAY 1990							
2	621	DISSERUD Silje Nordahl	NOR	31 MAY 1991	14.12						
3	194	NTUMBA NZEMBELE Kellyane	COD	12 JUN 1989							
4	108	LABONTE Julie	CAN	12 JAN 1990	18.31	17.61					
5	1057	JOHNSON Felisha	USA	24 JUL 1989	18.27	18.27					
6	1082	SIGAUKE Patience	ZIM	4 AUG 1986							
7	56	DUBITSKAYA Aliona	BLR	25 JAN 1990	17.95	17.35					
8	148	DUCO Natalia	CHI	31 JAN 1989	18.80	18.18					
9	638	KEENAN Terina	NZL	29 SEP 1990	15.75	15.75					
10	318	KLEEBERG Sophie	GER	30 MAY 1990	17.92	17.38					
11	614	TALABI Omotayo Oluwagbemisola	NGR	11 AUG 1992	16.21	16.21					
12	834	TARASOVA Irina	RUS	15 APR 1987	19.35	19.20					

Qualification: Qualifying performance 17.00 or 12 best performers advance to the Final



Results

Результаты

UNIVERSIADE RECORD	20.82m	CHIZHOVA Nadezhda	RUS	Moskva (RUS)	20 AUG 1973
--------------------	--------	-------------------	-----	--------------	-------------

Rank	Bib	Name	Ctry code	Date of Birth	1	2	3	Result
1	834	TARASOVA Irina	RUS	15 APR 1987	x	17.76		17.76 Q
2	1057	JOHNSON Felisha	USA	24 JUL 1989		17.62		17.62 Q
3	148	DUKO Natalia	CHI	31 JAN 1989		17.48		17.48 Q
4	108	LABONTE Julie	CAN	12 JAN 1990		17.46		17.46 Q
5	56	DUBITSKAYA Aliona	BLR	25 JAN 1990		17.06		17.06 Q
6	318	KLEEBERG Sophie	GER	30 MAY 1990	x	16.71	16.36	16.71
7	638	KEENAN Terina	NZL	29 SEP 1990	15.74	15.00	14.92	15.74
8	621	DISSERUD Silje Nordahl	NOR	31 MAY 1991	12.51	12.36	13.22	13.22
9	902	MADURAPPERUMA Devni Kalanika	SRI	29 MAY 1990	10.01	10.10	10.39	10.39
	194	NTUMBA NZEMBELE Kellyane	COD	12 JUN 1989				DNS
	1082	SIGAUKE Patience	ZIM	4 AUG 1986				DNS
	614	TALABI Omotayo Oluwagbemisola	NGR	11 AUG 1992				DNS

Qualification: Qualifying performance 17.00 (Q) or 12 best performers (q) advance to the Final

Starting order	1	2	3	4	5	6	7	8	9	10	11	12
	902	621	194	108	1057	1082	56	148	638	318	614	834

Weather conditions

Temperature: 22 °C Humidity: 69 % Conditions: Partly cloudy

Legend

- Pass DNS Did not Start Q Qualified by standard x Failure

Timing and Results provided by  TISSOT



Result Book

27th Summer Universiade in Kazan 2013



Athletics

Women's Shot Put Final





Start list

Стартовый список

UNIVERSIADE RECORD	20.82m	CHIZHOVA Nadezhda	RUS	Moskva (RUS)	20 AUG 1973
--------------------	--------	-------------------	-----	--------------	-------------

Order	Bib	Name	Ctry code	Date of Birth	PB	SB	1	2	3	Best	4	5	6	Result	Rank
1	1057	JOHNSON Felisha	USA	24 JUL 1989	18.27	18.27									
2	56	DUBITSKAYA Aliona	BLR	25 JAN 1990	17.95	17.35									
3	167	LIU Xiangrong	CHN	6 JUN 1988	19.24	18.73									
4	135	WHALEN Chelsea	CAN	18 OCT 1992	16.45	16.45									
5	318	KLEEBOURG Sophie	GER	30 MAY 1990	17.92	17.38									
6	352	MARTON Anita	HUN	15 JAN 1989	18.48	18.18									
7	834	TARASOVA Irina	RUS	15 APR 1987	19.35	19.20									
8	108	LABONTE Julie	CAN	12 JAN 1990	18.31	17.61									
9	1061	MCCALL Jeneva	USA	28 OCT 1989	18.47	18.47									
10	831	SVIRIDOVA Olesya	RUS	28 OCT 1989	19.72	16.30									
11	148	DUCO Natalia	CHI	31 JAN 1989	18.80	18.18									
12	638	KEENAN Terina	NZL	29 SEP 1990	15.75	15.75									



Results

Результаты

UNIVERSIADE RECORD	20.82m	CHIZHOVA Nadezhda	RUS	Moskva (RUS)	20 AUG 1973
--------------------	--------	-------------------	-----	--------------	-------------

Rank	Bib Name	Ctry code	Date of Birth	1	2	3	4	5	6	Result
1	834 TARASOVA Irina	RUS	15 APR 1987	18.39	17.89	x	17.71	18.75	x	18.75
2	167 LIU Xiangrong	CHN	6 JUN 1988	18.19	18.55	18.32	17.95	18.30	18.58	18.58
3	148 DUCO Natalia	CHI	31 JAN 1989	17.89	x	x	x	17.96	17.76	17.96
4	352 MARTON Anita	HUN	15 JAN 1989	16.86	17.92	17.28	17.78	17.52	17.70	17.92
5	56 DUBITSKAYA Aliona	BLR	25 JAN 1990	17.12	17.30	x	16.61	17.88	x	17.88 SB
6	108 LABONTE Julie	CAN	12 JAN 1990	16.77	x	17.17	x	17.60	17.27	17.60
7	1057 JOHNSON Felisha	USA	24 JUL 1989	17.16	x	17.47	16.60	16.71	15.95	17.47
8	1061 MCCALL Jeneva	USA	28 OCT 1989	17.04	16.60	16.71	17.01	16.61	16.11	17.04
9	318 KLEEBERG Sophie	GER	30 MAY 1990	x	16.49	16.90				16.90
10	638 KEENAN Terina	NZL	29 SEP 1990	16.11	15.75	15.44				16.11 PB
11	135 WHALEN Chelsea	CAN	18 OCT 1992	14.58	15.52	x				15.52
12	831 SVIRIDOVA Olesya	RUS	28 OCT 1989	14.43	15.47	x				15.47


Starting order	1	2	3	4	5	6	7	8	9	10	11	12
Initial	1057	56	167	135	318	352	834	108	1061	831	148	638
Final	1061	108	56	1057	148	352	834	167				

Weather conditions

Temperature: 26 °C Humidity: 47 % Conditions: Partly cloudy

Legend

- Pass PB Personal Best SB Season Best x Failure

Timing and Results provided by  TISSOT



Result Book

27th Summer Universiade in Kazan 2013



Athletics

Women's Discus Throw





Medallists
Медалисты

REVISED
26 JUN 23:47

As of TUE 26 JUN 2018

Medal	Name	Ctry
GOLD	PANOVA Elena	RUS - Russian Federation
SILVER	OBERHOLZER Maryke	RSA - South Africa
BRONZE	INSAENG Subenrat	THA - Thailand



Result Book

27th Summer Universiade in Kazan 2013



Athletics

Women's Discus Throw Final





Start list


Стартовый список

REVISED
8 JUL 11:34

UNIVERSIADE RECORD	67.96m	KHRISTOVA Tsvetanka	BUL	Zagreb (CRO)	16 JUL 1987
--------------------	--------	---------------------	-----	--------------	-------------

Order	Bib	Name	Ctry code	Date of Birth	PB	SB	1	2	3	Best	4	5	6	Result	Rank
1	902	MADURAPPERUMA Devni Kalanika	SRI	29 MAY 1990											
2	151	GALLARDO Ivana	CHI	20 MAR 1993	48.00	48.00									
3	18	KENNEDY Alix	AUS	22 JAN 1992	55.76	55.76									
4	94	CHIN Rayann Valerie	CAN	3 APR 1993	53.22	53.22									
5	442	TAKAHASHI Ayumi	JPN	31 AUG 1989	54.22	54.17									
6	798	PANOVA Elena	RUS	2 MAR 1987	61.02	61.02									
7	593	ENGELBRECHT Charlene	NAM	1 MAY 1993	48.08	48.00									
8	756	GANEEVA Vera	RUS	6 NOV 1988	64.30	64.30									
9	283	KAMARAINEN Sanna	FIN	8 FEB 1986	57.30	56.99									
10	1010	ACAN Janeth	UGA	24 AUG 1989											
11	720	OBERHOLZER Maryke	RSA	27 NOV 1989	57.24	57.24									
12	282	HIRVONEN Katri	FIN	25 JUN 1990	55.16	55.16									
13	969	LI Tsai-Yi	TPE	3 DEC 1989	60.23	55.32									
14	638	KEENAN Terina	NZL	29 SEP 1990	58.25	58.25									
15	945	INSAENG Subenrat	THA	10 FEB 1994	54.88	53.33									
16	22	MULHALL Kimberley	AUS	9 JAN 1991	57.24	54.70									
17	232	ELKASAPY Fadya	EGY	24 MAR 1994											

Note:
ELKASAPY, F. (EQY) entered with delay.

Timing and Results provided by  **TISSOT**



Results
Результаты

REVISED
26 JUN 23:47

UNIVERSIADE RECORD 67.96m KHRISTOVA Tsvetanka BUL Zagreb (CRO) 16 JUL 1987

Rank	Bib	Name	Ctry code	Date of Birth	1	2	3	4	5	6	Result	
1	798	PANOVA Elena	RUS	2 MAR 1987	56.86	49.57	x	x	56.83	54.17	56.86	
2	720	OBERHOLZER Maryke	RSA	27 NOV 1989	54.09	52.80	50.43	52.81	50.70	x	54.09	
3	945	INSAENG Subenrat	THA	10 FEB 1994	48.60	50.01	49.77	50.92	51.69	53.40	53.40	SB
4	282	HIRVONEN Katri	FIN	25 JUN 1990	x	49.30	x	x	x	52.83	52.83	
5	638	KEENAN Terina	NZL	29 SEP 1990	x	49.08	49.42	x	x	52.38	52.38	
6	283	KAMARAINEN Sanna	FIN	8 FEB 1986	51.41	x	x	50.31	50.08	x	51.41	
7	18	KENNEDY Alix	AUS	22 JAN 1992	48.35	49.79	47.85	47.55	49.30	x	49.79	
8	22	MULHALL Kimberley	AUS	9 JAN 1991	47.39	48.25	48.53				48.53	
9	442	TAKAHASHI Ayumi	JPN	31 AUG 1989	47.52	x	x				47.52	
10	94	CHIN Rayann Valerie	CAN	3 APR 1993	x	46.34	46.44				46.44	
11	151	GALLARDO Ivana	CHI	20 MAR 1993	x	45.94	x				45.94	
12	593	ENGELBRECHT Charlene	NAM	1 MAY 1993	39.98	45.69	x				45.69	
13	232	ELKASAPY Fadya	EGY	24 MAR 1994	37.66	39.52	40.07				40.07	
14	1010	ACAN Janeth	UGA	24 AUG 1989	26.11	33.18	33.31				33.31	
15	902	MADURAPPERUMA Devni Kalanika	SRI	29 MAY 1990	28.87	32.65	31.79				32.65	
	756	GANEEVA Vera	RUS	6 NOV 1988								DQ R 32.2a
	969	LI Tsai-Yi	TPE	3 DEC 1989								DNS

Starting order	1	2	3	4	5	6	7	8	9	10	11	12	13	14	15	16
Initial	902	151	18	94	442	798	593	756	283	1010	720	282	969	638	945	22
Final	282	638	18	945	283	720	798	756								

Starting order	17															
Initial	232															
Final																

Weather conditions

Temperature: 20 °C Humidity: 94 % Conditions: Showers

Note:
IAAF Rule 32.2a - Presence of the prohibited substance Dehydrochloromethyltestosterone in his doping sample – by the Russian Anti-Doping Agency

Legend
- Pass DNS Did Not Start DQ Disqualified SB Season Best
x Failure

Timing and Results provided by  TISSOT



Result Book

27th Summer Universiade in Kazan 2013



Athletics

Women's Javelin Throw





Medallists

Медалисты

As of TUE 9 JUL 2013

Medal	Name	Ctry
GOLD	ABAKUMOVA Maria	RUS - Russian Federation
SILVER	SUDARUSHKINA Victoria	RUS - Russian Federation
BRONZE	EBERL Elisabeth	AUT - Austria



Result Book

27th Summer Universiade in Kazan 2013



Athletics

Women's Javelin Throw Final





Start list


Стартовый список

REVISED
8 JUL 22:36

UNIVERSIADE RECORD	69.82m	MENÉNDEZ Osleidis	CUB	Beijing (CHN)	29 AUG 2001
--------------------	--------	-------------------	-----	---------------	-------------

Order	Bib	Name	Ctry code	Date of Birth	PB	SB	1	2	3	Best	4	5	6	Result	Rank
1	500	GRIVA Gundega	LAT	7 APR 1991	57.32	57.32									
2	618	AALTVEDT Marthe	NOR	15 FEB 1989	51.64										
3	738	ABAKUMOVA Maria	RUS	15 JAN 1986	71.99	69.34									
4	532	SCIUKAUSKAITE Ieva	LTU	3 FEB 1990	53.21	50.08									
5	829	SUDARUSHKINA Victoriia	RUS	2 SEP 1990	62.77	62.77									
6	157	RIOS Maria Paz	CHI	13 OCT 1989	54.11	54.11									
7	194	NTUMBA NZEMBELE Kellyane	COD	12 JUN 1989											
8	887	LETNAR Bernarda	SLO	26 DEC 1989	56.51	48.27									
9	931	HOGLUND Elisabeth	SWE	19 FEB 1990	50.57	50.57									
10	35	EBERL Elisabeth	AUT	25 MAR 1988	60.07	53.32									

Note:
Start Time changed.

Timing and Results provided by  **TISSOT**



Results

Результаты

UNIVERSIADE RECORD 69.82m MENÉNDEZ Osleidis CUB Beijing (CHN) 29 AUG 2001

Rank	Bib Name	Ctry code	Date of Birth	1	2	3	4	5	6	Result
1	738 ABAKUMOVA Maria	RUS	15 JAN 1986	62.65	65.12	59.24	x	x	x	65.12
2	829 SUDARUSHKINA Victoriia	RUS	2 SEP 1990	61.94	x	62.68	53.91	57.67	55.07	62.68
3	35 EBERL Elisabeth	AUT	25 MAR 1988	x	52.09	x	55.02	53.74	x	55.02 SB
4	500 GRIVA Gundega	LAT	7 APR 1991	52.22	x	53.71	x	50.62	x	53.71
5	157 RIOS Maria Paz	CHI	13 OCT 1989	52.06	49.57	51.16	x	50.14	49.79	52.06
6	887 LETNAR Bernarda	SLO	26 DEC 1989	44.87	48.06	48.15	48.72	46.01	47.06	48.72 SB
7	931 HOGLUND Elisabeth	SWE	19 FEB 1990	43.24	x	46.36	x	x	x	46.36
8	532 SCIUKAUSKAITE Ieva	LTU	3 FEB 1990	43.61	43.98	x	x	x	x	43.98
	618 AALTVEDT Marthe	NOR	15 FEB 1989	x	x	x				NM
	194 NTUMBA NZEMBELE Kellyane	COD	12 JUN 1989							DNS

Starting order	1	2	3	4	5	6	7	8	9	10
Initial	500	618	738	532	829	157	194	887	931	35
Final	532	931	887	157	35	500	829	738		

Weather conditions

Temperature: 21 °C Humidity: 85 % Conditions: Mostly cloudy

Legend

- Pass **DNS** Did not Start **NM** No Mark **SB** Season Best
x Failure

Timing and Results provided by  **TISSOT**



Result Book

27th Summer Universiade in Kazan 2013



Athletics

Women's Hammer Throw





Medallists

Медалисты

As of WED 10 JUL 2013

Medal	Name	Ctry
GOLD	MCCALL Jeneva	USA - United States of America
SILVER	KONDRATYEVA Oxana	RUS - Russian Federation
BRONZE	MARGHIEVA Zalina	MDA - Moldova



Result Book

27th Summer Universiade in Kazan 2013



Athletics

Women's Hammer Throw Final





Start list

Стартовый список

UNIVERSIADE RECORD	75.83m	HEIDLER Betty	GER	Beograd (SRB)	10 JUL 2009
--------------------	--------	---------------	-----	---------------	-------------

Order	Bib	Name	Ctry code	Date of Birth	PB	SB	1	2	3	Best	4	5	6	Result	Rank
1	292	SALMELA Johanna	FIN	6 NOV 1990	65.81	65.81									
2	58	KASTROVA Alina	BLR	2 MAR 1990	70.31	67.32									
3	133	WEIR Jillian Lydia Ann	CAN	9 FEB 1993	64.70	64.70									
4	214	KRALOVA Tereza	CZE	22 OCT 1989	70.21	70.21									
5	744	BESPALOVA Mariia	RUS	21 MAY 1986	76.72	69.88									
6	1035	NOVOZHYLOVA Iryna	UKR	7 JAN 1986	74.10	70.40									
7	565	MARGHIEVA Zalina	MDA	5 FEB 1988	74.47	71.98									
8	770	KONDRATYEVA Oxana	RUS	22 NOV 1985	77.13	77.13									
9	174	WANG Lu	CHN	22 DEC 1991	69.39	69.39									
10	411	MARIANI Micaela	ITA	11 FEB 1988	64.02	64.02									
11	122	OBROCHTA Kristin Halina	CAN	1 JAN 1989	59.83	59.71									
12	353	OZORAI Jenny Zsuzsanna	HUN	3 DEC 1990	68.08	66.60									
13	1061	MCCALL Jeneva	USA	28 OCT 1989	74.00	74.00									
14	642	RATCLIFFE Julia	NZL	14 JUL 1993	68.80	68.80									
15	698	PERIE Bianca Florentina	ROU	1 JUN 1990	73.52	69.20									
16	922	LOMNICKA Nikola	SVK	16 SEP 1988	67.88	67.88									



Results

Результаты

UNIVERSIADE RECORD	75.83m	HEIDLER Betty	GER	Beograd (SRB)	10 JUL 2009
--------------------	--------	---------------	-----	---------------	-------------

Rank	Bib	Name	Ctry code	Date of Birth	1	2	3	4	5	6	Result
1	1061	MCCALL Jeneva	USA	28 OCT 1989	70.08	68.37	73.75	71.40	68.90	69.78	73.75
2	770	KONDRATYEVA Oxana	RUS	22 NOV 1985	69.42	9.24	70.43	70.75	72.22	69.85	72.22
3	565	MARGHIEVA Zalina	MDA	5 FEB 1988	68.85	68.67	71.10	66.93	x	69.70	71.10
4	744	BESPALOVA Mariia	RUS	21 MAY 1986	69.20	x	x	18.65	x	x	69.20
5	698	PERIE Bianca Florentina	ROU	1 JUN 1990	x	68.71	67.15	68.94	68.53	x	68.94
6	214	KRALOVA Tereza	CZE	22 OCT 1989	x	x	63.65	x	66.70	60.97	66.70
7	922	LOMNICKA Nikola	SVK	16 SEP 1988	63.36	x	60.73	61.08	65.78	x	65.78
8	642	RATCLIFFE Julia	NZL	14 JUL 1993	x	64.76	x	x	65.17	x	65.17
9	411	MARIANI Micaela	ITA	11 FEB 1988	59.13	58.58	62.74				62.74
10	1035	NOVOZHYLOVA Iryna	UKR	7 JAN 1986	60.22	x	62.04				62.04
11	174	WANG Lu	CHN	22 DEC 1991	59.87	61.33	61.49				61.49
12	292	SALMELA Johanna	FIN	6 NOV 1990	58.38	61.03	60.61				61.03
13	353	OZORAI Jenny Zsuzsanna	HUN	3 DEC 1990	58.04	56.12	x				58.04
14	58	KASTROVA Alina	BLR	2 MAR 1990	x	x	58.00				58.00
15	122	OBROCHTA Kristin Halina	CAN	1 JAN 1989	51.85	55.15	56.76				56.76
	133	WEIR Jillian Lydia Ann	CAN	9 FEB 1993	x	x	x				NM

Starting order	1	2	3	4	5	6	7	8	9	10	11	12	13	14	15	16
Initial	292	58	133	214	744	1035	565	770	174	411	122	353	1061	642	698	922
Final	922	214	642	698	744	770	565	1061								

Weather conditions

Temperature: 24 °C Humidity: 65 % Conditions: Mostly cloudy

Legend

- Pass NM No Mark x Failure

Timing and Results provided by  TISSOT



Result Book

27th Summer Universiade in Kazan 2013



Athletics

Women's Long Jump






Medallists

Медалисты

As of MO 8 JUL 2013

Medal	Name	Ctry
GOLD	KLISHINA Daria	RUS - Russian Federation
SILVER	SOKOLOVA Elena	RUS - Russian Federation
BRONZE	WEITZEL Michelle	GER - Germany

Legend
SB Season Best

Timing and Results provided by  **TISSOT**



Result Book

27th Summer Universiade in Kazan 2013



Athletics

Women's Long Jump Qualification Round





Results Summary

Итоговые результаты

REVISED
7 JUL 21:38

UNIVERSIADE RECORD	7.04m	VALYUKEVICH Irina	BLR	Kobe (JPN)	4 SEP 1985
--------------------	-------	-------------------	-----	------------	------------

Rank	Name	Ctry code	Group	Position	Wind	Result	
1	SOKOLOVA Elena	RUS	A	1	+0.7	6.70	Q
2	KLISHINA Daria	RUS	B	1	+0.1	6.48	Q
3	DEIAC Cornelia Ioana	ROU	A	2	+0.9	6.42	Q
4	ACHKINADZE Ksenia	GER	A	3	+0.2	6.41	Q
5	JAGACIAK Anna	POL	A	4	+0.2	6.39	Q
6	JOVER PEREZ Maria Del Mar	ESP	B	2	+1.2	6.39	Q
7	WEITZEL Michelle	GER	B	3	+0.7	6.31	Q
8	PENNEY Jessica	AUS	A	5	+0.1	6.30	Q
9	GRIVA Mara	LAT	A	6	+0.4	6.28	Q
10	SANDU Cristina Mihaela	ROU	B	4	+0.3	6.27	Q
11	TARASOVA Yuliya	UZB	B	5	+0.5	6.27	Q SB
12	THOMAS Vashti	USA	B	6	+0.6	6.26	Q
13	LONDA Maria Natalia	INA	B	7	0.0	6.25	Q SB
14	NETTEY Christabel Sarkor	CAN	B	8	+1.0	6.22	
15	NETTEY Sabrina Eden Saaku	CAN	A	7	0.0	6.15	
16	ANDRIJAUSKAITE Lina	LTU	A	8	+0.5	6.02	
17	MARTINS Eliane	BRA	A	9	+0.4	5.97	
18	SERBEST SINMEZ Sevim	TUR	B	9	+0.6	5.90	
19	HSIEH Ching-Ju	TPE	A	10	+0.8	5.83	
20	KAUSHLYA DEVI No	IND	B	10	+0.6	5.83	
21	MAASIK Laura	EST	A	11	+0.5	5.58	
22	SARE Rebecca	MLT	B	11	+0.5	5.57	PB
23	DIAKITE Doussou	MLI	B	=13	0.0	5.19	
24	EERME Triin	EST	B	=13	+0.9	5.19	
25	VEGA Cindy Paola	COL	A	12	+0.5	5.12	
26	BETANCOURTH Irma Jhuliet	COL	B	14	+0.8	4.58	
27	KAPUTULA Rosemary	ZAM	A	13	+0.2	4.44	
	BOUELE BONDO Marcelle Cecilia	CGO	A			DNS	
	ISSA SEYNI Aissa	NIG	A			DNS	
	KAMARA Susan	SLE	B			DNS	
	MPIANA KONDE Marina	COD	B			DNS	

Qualification: Qualifying performance 6.25 (Q) or 12 best performers (q) advance to the Final

Legend	DNS Did not Start	PB Personal Best	Q Qualified by standard	SB Season Best
---------------	--------------------------	-------------------------	--------------------------------	-----------------------

Timing and Results provided by  **TISSOT**



Start list

Стартовый список

UNIVERSIADE RECORD	7.04m	VALYUKEVICH Irina	BLR	Kobe (JPN)	4 SEP 1985
--------------------	-------	-------------------	-----	------------	------------

Order	Bib	Name	Ctry code	Date of Birth	PB	SB	1	2	3	Result	Rank
1	202	VEGA Cindy Paola	COL	11 MAY 1991							
2	518	ANDRIJAUSKAITE Lina	LTU	29 MAY 1987	6.35	6.05					
3	692	DEIAC Cornelia Ioana	ROU	20 MAR 1988	6.70	6.50					
4	308	ACHKINADZE Ksenia	GER	14 JAN 1989	6.66	6.66					
5	256	MAASIK Laura	EST	5 OCT 1993	5.99						
6	826	SOKOLOVA Elena	RUS	23 JUL 1986	7.07	6.91					
7	594	KRUGER Corlia	NAM	14 SEP 1992							
8	141	BOUELE BONDO Marcelle Cecilia	CGO	7 JAN 1993							
9	616	ISSA SEYNI Aissa	NIG	22 MAY 1994							
10	966	HSIEH Ching-Ju	TPE	29 SEP 1994	5.92	5.92					
11	661	JAGACIAK Anna	POL	10 FEB 1990	6.74	6.57					
12	1073	KAPUTULA Rosemary	ZAM	12 SEP 1989							
13	118	NETTEY Sabrina Eden Saaku	CAN	2 JAN 1990	6.26	6.17					
14	501	GRIVA Mara	LAT	4 AUG 1989	6.59	6.35					
15	78	MARTINS Eliane	BRA	26 MAY 1986	6.66	6.53					
16	24	PENNEY Jessica	AUS	21 DEC 1987	6.43	6.32					

Qualification: Qualifying performance 6.25 or 12 best performers advance to the Final



Results
Результаты

REVISED
7 JUL 21:34

UNIVERSIADE RECORD 7.04m VALYUKEVICH Irina BLR Kobe (JPN) 4 SEP 1985

Rank	Bib	Name	Ctry code	Date of Birth	1	2	3	Result	Wind
1	826	SOKOLOVA Elena	RUS	23 JUL 1986	6.70 +0.7			6.70 +0.7	Q
2	692	DEIAC Cornelia Ioana	ROU	20 MAR 1988	6.13 -0.4	x 0.0	6.42 +0.9	6.42 +0.9	Q
3	308	ACHKINADZE Ksenia	GER	14 JAN 1989	6.19 +0.7	6.41 +0.2		6.41 +0.2	Q
4	661	JAGACIAK Anna	POL	10 FEB 1990	4.94 -0.1	6.39 +0.2		6.39 +0.2	Q
5	24	PENNEY Jessica	AUS	21 DEC 1987	4.88 +0.7	6.20 +0.5	6.30 +0.1	6.30 +0.1	Q
6	501	GRIVA Mara	LAT	4 AUG 1989	6.28 +0.4			6.28 +0.4	Q
7	118	NETTEY Sabrina Eden Saaku	CAN	2 JAN 1990	x +0.1	6.14 -0.3	6.15 0.0	6.15 0.0	
8	518	ANDRIJAUSKAITE Lina	LTU	29 MAY 1987	6.02 +0.5	5.99 +0.2	x +0.4	6.02 +0.5	
9	78	MARTINS Eliane	BRA	26 MAY 1986	5.97 +0.4	x 0.0	5.88 +0.7	5.97 +0.4	
10	966	HSIEH Ching-Ju	TPE	29 SEP 1994	5.81 +0.2	5.83 +0.8	5.72 +0.1	5.83 +0.8	
11	256	MAASIK Laura	EST	5 OCT 1993	3.38 +1.0	5.44 +1.0	5.58 +0.5	5.58 +0.5	
12	202	VEGA Cindy Paola	COL	11 MAY 1991	x +0.3	5.12 +0.5	4.87 -0.5	5.12 +0.5	
13	1073	KAPUTULA Rosemary	ZAM	12 SEP 1989	4.29 +0.9	4.08 -0.1	4.44 +0.2	4.44 +0.2	
	141	BOUELE BONDO Marcelle Cecilia	CGO	7 JAN 1993				DNS	
	616	ISSA SEYNI Aissa	NIG	22 MAY 1994				DNS	

Qualification: Qualifying performance 6.25 (Q) or 12 best performers (q) advance to the Final


Starting order	1	2	3	4	5	6	7	8	9	10	11	12	13	14	15
	202	518	692	308	256	826	141	616	966	661	1073	118	501	78	24

Weather conditions

Temperature: 29 °C Humidity: 42 % Conditions: Partly cloudy

Legend

- Pass DNS Did not Start Q Qualified by standard x Failure

Timing and Results provided by  TISSOT



Start list

Стартовый список

UNIVERSIADE RECORD	7.04m	VALYUKEVICH Irina	BLR	Kobe (JPN)	4 SEP 1985
--------------------	-------	-------------------	-----	------------	------------

Order	Bib	Name	Ctry code	Date of Birth	PB	SB	1	2	3	Result	Rank
1	193	MPIANA KONDE Marina	COD	6 APR 1993							
2	323	WEITZEL Michelle	GER	18 JUN 1987	6.64	6.57					
3	358	LONDA Maria Natalia	INA	29 OCT 1990	6.55	6.17					
4	592	SARE Rebecca	MLT	25 JUN 1991	5.20						
5	368	KAUSHLYA DEVI No	IND	16 MAR 1992	5.95	5.95					
6	117	NETTEY Christabel Sarkor	CAN	2 JUN 1991	6.75	6.75					
7	1066	THOMAS Vashti	USA	21 APR 1990							
8	197	BETANCOURTH Irma Jhuliet	COL	27 APR 1987							
9	699	SANDU Cristina Mihaela	ROU	4 MAR 1990	6.57	6.40					
10	239	JOVER PEREZ Maria Del Mar	ESP	21 APR 1988	6.69	6.56					
11	996	SERBEST SINMEZ Sevim	TUR	20 APR 1987	6.36	6.36					
12	588	DIAKITE Doussou	MLI	5 JUN 1991							
13	245	EERME Triin	EST	5 AUG 1990	6.02	6.02					
14	1069	TARASOVA Yuliya	UZB	13 MAR 1986	6.81	6.20					
15	872	KAMARA Susan	SLE	12 MAR 1988							
16	767	KLISHINA Daria	RUS	15 JAN 1991	7.05	6.81					

Qualification: Qualifying performance 6.25 or 12 best performers advance to the Final



Results

Результаты

UNIVERSIADE RECORD	7.04m	VALYUKEVICH Irina	BLR	Kobe (JPN)	4 SEP 1985
--------------------	-------	-------------------	-----	------------	------------

Rank	Bib	Name	Ctry code	Date of Birth	1	2	3	Result	Wind
1	767	KLISHINA Daria	RUS	15 JAN 1991	6.48 +0.1			6.48 +0.1	Q
2	239	JOVER PEREZ Maria Del Mar	ESP	21 APR 1988	6.39 +1.2			6.39 +1.2	Q
3	323	WEITZEL Michelle	GER	18 JUN 1987	6.20 +0.9	6.31 +0.7		6.31 +0.7	Q
4	699	SANDU Cristina Mihaela	ROU	4 MAR 1990	x +1.0	6.20 +0.4	6.27 +0.3	6.27 +0.3	Q
5	1069	TARASOVA Yuliya	UZB	13 MAR 1986	6.27 +0.5			6.27 +0.5	Q SB
6	1066	THOMAS Vashti	USA	21 APR 1990	6.02 0.0	6.26 +0.6		6.26 +0.6	Q
7	358	LONDA Maria Natalia	INA	29 OCT 1990	x +1.1	6.25 0.0		6.25 0.0	Q SB
8	117	NETTEY Christabel Sarkor	CAN	2 JUN 1991	6.20 +0.4	6.08 +0.7	6.22 +1.0	6.22 +1.0	
9	996	SERBEST SINMEZ Sevim	TUR	20 APR 1987	5.90 +0.6	x +0.2	x +0.4	5.90 +0.6	
10	368	KAUSHLYA DEVI No	IND	16 MAR 1992	5.83 +0.6	5.76 +0.1	5.65 +0.6	5.83 +0.6	
11	592	SARE Rebecca	MLT	25 JUN 1991	5.57 +0.5	5.56 +1.0	5.38 +0.6	5.57 +0.5	PB
13	588	DIAKITE Doussou	MLI	5 JUN 1991	5.01 +0.3	5.19 0.0	5.09 +0.9	5.19 0.0	
13	245	EERME Triin	EST	5 AUG 1990	5.19 +0.9	5.08 +0.2	x +0.8	5.19 +0.9	
14	197	BETANCOURTH Irma Jhuliet	COL	27 APR 1987	x +0.6	4.58 +0.8	-	4.58 +0.8	
	872	KAMARA Susan	SLE	12 MAR 1988				DNS	
	193	MPIANA KONDE Marina	COD	6 APR 1993				DNS	

Qualification: Qualifying performance 6.25 (Q) or 12 best performers (q) advance to the Final

Starting order	1	2	3	4	5	6	7	8	9	10	11	12	13	14	15	16
	193	323	358	592	368	117	1066	197	699	239	996	588	245	1069	872	767

Weather conditions

Temperature: 29 °C Humidity: 42 % Conditions: Partly cloudy

Legend

- Pass DNS Did not Start PB Personal Best Q Qualified by standard
SB Season Best x Failure

Timing and Results provided by  TISSOT



Result Book

27th Summer Universiade in Kazan 2013



Athletics

Women's Long Jump Final





Start list

Стартовый список

UNIVERSIADE RECORD	7.04m	VALYUKEVICH Irina	BLR	Kobe (JPN)	4 SEP 1985
--------------------	-------	-------------------	-----	------------	------------

Order	Bib	Name	Ctry code	Date of Birth	PB	SB	1	2	3	Best	4	5	6	Result	Rank
1	826	SOKOLOVA Elena	RUS	23 JUL 1986	7.07	6.91									
2	308	ACHKINADZE Ksenia	GER	14 JAN 1989	6.66	6.66									
3	767	KLISHINA Daria	RUS	15 JAN 1991	7.05	6.81									
4	661	JAGACIAK Anna	POL	10 FEB 1990	6.74	6.57									
5	1066	THOMAS Vashti	USA	21 APR 1990											
6	501	GRIVA Mara	LAT	4 AUG 1989	6.59	6.35									
7	699	SANDU Cristina Mihaela	ROU	4 MAR 1990	6.57	6.40									
8	692	DEIAC Cornelia Ioana	ROU	20 MAR 1988	6.70	6.50									
9	358	LONDA Maria Natalia	INA	29 OCT 1990	6.55	6.25									
10	24	PENNEY Jessica	AUS	21 DEC 1987	6.43	6.32									
11	1069	TARASOVA Yuliya	UZB	13 MAR 1986	6.81	6.27									
12	323	WEITZEL Michelle	GER	18 JUN 1987	6.64	6.57									
13	239	JOVER PEREZ Maria Del Mar	ESP	21 APR 1988	6.69	6.56									



Results
Результаты

UNIVERSIADE RECORD	7.04m	VALYUKEVICH Irina	BLR	Kobe (JPN)	4 SEP 1985
--------------------	-------	-------------------	-----	------------	------------

Rank	Bib Name	Ctry code	Date of Birth	1	2	3	4	5	6	Result	Wind
1	767 KLISHINA Daria	RUS	15 JAN 1991	6.72 -1.5	x -0.2	6.77 -0.5	6.90 +0.3	6.61 -0.6	6.78 0.0	6.90	SB
2	826 SOKOLOVA Elena	RUS	23 JUL 1986	6.67 -0.9	6.55 -0.9	6.73 -1.2	6.60 0.0	x -0.6	6.67 -0.8	6.73	-1.2
3	323 WEITZEL Michelle	GER	18 JUN 1987	6.16 -0.9	x +0.2	6.38 -0.7	6.56 -0.5	6.50 -0.7	6.35 0.0	6.56	-0.5
4	692 DEIAC Cornelia Ioana	ROU	20 MAR 1988	6.24 -0.6	6.27 -0.7	6.29 -0.9	6.12 -0.4	6.36 -0.9	6.19 -0.3	6.36	-0.9
5	308 ACHKINADZE Ksenia	GER	14 JAN 1989	6.22 -1.0	6.34 -0.1	6.02 -1.1	6.20 -0.1	6.25 -0.8	6.09 -1.4	6.34	-0.1
6	239 JOVER PEREZ Maria Del Mar	ESP	21 APR 1988	6.24 -0.5	6.29 -0.5	6.32 -0.8	x -0.5	x -0.2	6.10 -0.9	6.32	-0.8
7	661 JAGACIAK Anna	POL	10 FEB 1990	x -1.4	6.25 -0.2	4.99 -0.6	6.32 -0.2	5.12 -1.2	5.99 0.0	6.32	-0.2
8	501 GRIVA Mara	LAT	4 AUG 1989	6.16 -1.7	6.17 -0.5	6.29 -0.2	x -0.6	6.14 -1.1	6.27 +0.5	6.29	-0.2
9	24 PENNEY Jessica	AUS	21 DEC 1987	6.25 +0.2	4.79 -0.7	x -0.6				6.25	+0.2
10	699 SANDU Cristina Mihaela	ROU	4 MAR 1990	6.16 -1.1	6.20 -0.9	6.20 +0.8				6.20	-0.9
11	358 LONDA Maria Natalia	INA	29 OCT 1990	6.19 -0.3	x -1.1	6.19 -1.0				6.19	-0.3
12	1069 TARASOVA Yuliya	UZB	13 MAR 1986	6.04 -1.0	x +0.2	6.03 +0.2				6.04	-1.0
13	1066 THOMAS Vashti	USA	21 APR 1990	x -0.8	6.01 -0.1	5.68 +0.1				6.01	-0.1

Starting order	1	2	3	4	5	6	7	8	9	10	11	12	13
Initial	826	308	767	661	1066	501	699	692	358	24	1069	323	239
Final	661	501	692	239	308	323	826	767					

Weather conditions

Temperature: 20 °C Humidity: 94 % Conditions: Showers

Legend

- Pass SB Season Best x Failure

Timing and Results provided by  TISSOT



Result Book

27th Summer Universiade in Kazan 2013



Athletics

Women's Triple Jump





Medallists

Медалисты

As of THU 11 JUL 2013

Medal	Name	Ctry
GOLD	KONEVA Ekaterina	RUS - Russian Federation
SILVER	JAGACIAK Anna	POL - Poland
BRONZE	TOMA Carmen Cristina	ROU - Romania



Result Book

27th Summer Universiade in Kazan 2013



Athletics

Women's Triple Jump Qualification Round





Results Summary

Итоговые результаты

UNIVERSIADE RECORD	14.81m	LEBEDEVA Tatyana	RUS	Beijing (CHN)	1 SEP 2001
--------------------	--------	------------------	-----	---------------	------------

Rank	Bib	Name	Ctry code	Group	Position	Wind	Result	
1	771	KONEVA Ekaterina	RUS	B	1	-0.5	14.47	Q
2	700	TOMA Carmen Cristina	ROU	A	1	+1.1	13.71	q
3	661	JAGACIAK Anna	POL	B	2	+1.8	13.70	q
4	418	THOMAS Shaneika	JAM	A	2	+1.0	13.58	q
5	556	NAFIAH Noor Amira Binti	MAS	B	3	+0.3	13.41	q SB
6	462	EKTOVA Irina	KAZ	B	4	+1.3	13.37	q
7	299	TORRO Elina	FIN	B	5	-0.4	13.30	q
8	792	MURTAZINA Alsu	RUS	A	3	+0.2	13.20	q
9	461	EKTOVA Ekaterina	KAZ	A	4	-0.5	13.13	q
10	996	SERBEST SINMEZ Sevim	TUR	A	5	+0.4	13.07	q
11	501	GRIVA Mara	LAT	B	6	+1.5	13.00	q
12	25	PETTITT Ellen	AUS	A	6	+0.9	12.78	q
13	370	NELICKAL VARKEY Sheena	IND	A	7	-1.2	12.55	
14	577	RANGEL Ivonne Alitzel	MEX	B	7	+0.2	12.47	
15	258	MAKAROVA Anna	EST	A	8	+1.0	12.29	
16	53	OUTERBRIDGE Allison	BER	B	8	+0.8	12.04	PB
17	592	SARE Rebecca	MLT	A	9	-0.5	12.01	PB
18	197	BETANCOURTH Irma Jhuliet	COL	B	9	+0.9	11.41	
	648	KAUSAR Nighat	PAK	B			NM	
	277	TUIVANUAVOU Milika	FIJ	A			NM	
	1072	IKABONGO Ikabongo	ZAM	B			DNS	

Qualification: Qualifying performance 13.90 (Q) or 12 best performers (q) advance to the Final

Legend					
DNS	Did not Start	NM	No Mark	PB	Personal Best
q	Qualified by performance	SB	Season Best	Q	Qualified by standard

Timing and Results provided by  TISSOT



Start list

Стартовый список

UNIVERSIADE RECORD	14.81m	LEBEDEVA Tatyana	RUS	Beijing (CHN)	1 SEP 2001
--------------------	--------	------------------	-----	---------------	------------

Order	Bib	Name	Ctry code	Date of Birth	PB	SB	1	2	3	Result	Rank
1	792	MURTAZINA Alsu	RUS	12 DEC 1987	14.55	14.54					
2	418	THOMAS Shaneika	JAM	2 FEB 1992	14.15	14.15					
3	277	TUIVANUAVOU Milika	FIJ	8 AUG 1990	12.86	12.86					
4	461	EKTOVA Ekaterina	KAZ	30 AUG 1992	13.46	13.46					
5	700	TOMA Carmen Cristina	ROU	28 MAR 1989	14.29	13.88					
6	370	NELICKAL VARKEY Sheena	IND	22 NOV 1992							
7	592	SARE Rebecca	MLT	25 JUN 1991	11.88	11.88					
8	996	SERBEST SINMEZ Sevim	TUR	20 APR 1987	13.95	13.95					
9	25	PETTITT Ellen	AUS	13 MAY 1986	13.41	13.41					
10	258	MAKAROVA Anna	EST	9 MAR 1986	12.70						

Qualification: Qualifying performance 13.90 or 12 best performers advance to the Final



Results

Результаты

UNIVERSIADE RECORD	14.81m	LEBEDEVA Tatyana	RUS	Beijing (CHN)	1 SEP 2001
---------------------------	---------------	-------------------------	-----	---------------	------------

Rank	Bib	Name	Ctry code	Date of Birth	1	2	3	Result	Wind	
1	700	TOMA Carmen Cristina	ROU	28 MAR 1989	x -1.0	x +1.7	13.71 +1.1	13.71	+1.1	q
2	418	THOMAS Shaneika	JAM	2 FEB 1992	13.19 +0.5	13.36 +0.1	13.58 +1.0	13.58	+1.0	q
3	792	MURTAZINA Alsu	RUS	12 DEC 1987	13.20 +0.2	13.06 -0.5	13.05 0.0	13.20	+0.2	q
4	461	EKTOVA Ekaterina	KAZ	30 AUG 1992	13.13 -0.5	x +1.2	x +0.7	13.13	-0.5	q
5	996	SERBEST SINMEZ Sevim	TUR	20 APR 1987	12.87 -1.2	13.07 +0.4	13.06 +1.4	13.07	+0.4	q
6	25	PETTITT Ellen	AUS	13 MAY 1986	12.42 -0.4	12.78 +0.9	12.17 +1.3	12.78	+0.9	q
7	370	NELICKAL VARKEY Sheena	IND	22 NOV 1992	12.55 -1.2	12.52 +0.9	12.37 +0.6	12.55	-1.2	
8	258	MAKAROVA Anna	EST	9 MAR 1986	x 0.0	12.29 +1.0	12.08 +0.7	12.29	+1.0	
9	592	SARE Rebecca	MLT	25 JUN 1991	11.48 -0.4	11.73 -0.1	12.01 -0.5	12.01	-0.5	PB
	277	TUIVANUAVOU Milika	FIJ	8 AUG 1990	x -1.1	x -0.8	x +0.6	NM		

Qualification: Qualifying performance 13.90 (Q) or 12 best performers (q) advance to the Final

Starting order	1	2	3	4	5	6	7	8	9	10
	792	418	277	461	700	370	592	996	25	258

Weather conditions

Temperature: 21 °C Humidity: 88 % Conditions: Partly cloudy

Legend

- Pass **NM** No Mark **PB** Personal Best **q** Qualified by performance
x Failure

Timing and Results provided by  **TISSOT**



Start list

Стартовый список

UNIVERSIADE RECORD	14.81m	LEBEDEVA Tatyana	RUS	Beijing (CHN)	1 SEP 2001
--------------------	--------	------------------	-----	---------------	------------

Order	Bib	Name	Ctry code	Date of Birth	PB	SB	1	2	3	Result	Rank
1	648	KAUSAR Nighat	PAK	17 AUG 1990							
2	556	NAFIAH Noor Amira Binti	MAS	16 JUL 1989	13.90	13.40					
3	661	JAGACIAK Anna	POL	10 FEB 1990	14.25	14.02					
4	501	GRIVA Mara	LAT	4 AUG 1989	13.81	13.50					
5	462	EKTOVA Irina	KAZ	8 JAN 1987	14.48	14.05					
6	299	TORRO Elina	FIN	22 JUL 1986	13.72	13.69					
7	197	BETANCOURTH Irma Jhuliet	COL	27 APR 1987	12.35						
8	53	OUTERBRIDGE Allison	BER	18 FEB 1992	11.89						
9	1072	IKABONGO Ikabongo	ZAM	6 MAR 1989							
10	771	KONEVA Ekaterina	RUS	25 SEP 1988	14.80	14.80					
11	577	RANGEL Ivonne Alitzel	MEX	24 AUG 1993	13.01	12.95					

Qualification: Qualifying performance 13.90 or 12 best performers advance to the Final



Results

Результаты

UNIVERSIADE RECORD 14.81m LEBEDEVA Tatyana RUS Beijing (CHN) 1 SEP 2001

Rank	Bib	Name	Ctry code	Date of Birth	1	2	3	Result	Wind
1	771	KONEVA Ekaterina	RUS	25 SEP 1988	14.47 -0.5			14.47 -0.5	Q
2	661	JAGACIAK Anna	POL	10 FEB 1990	13.22 -0.2	x -0.6	13.70 +1.8	13.70 +1.8	q
3	556	NAFAH Noor Amira Binti	MAS	16 JUL 1989	13.22 +0.7	13.41 +0.3	x +1.2	13.41 +0.3	q SB
4	462	EKTOVA Irina	KAZ	8 JAN 1987	x -0.7	x +1.1	13.37 +1.3	13.37 +1.3	q
5	299	TORRO Elna	FIN	22 JUL 1986	13.30 -0.4	13.22 +0.1	12.97 +0.6	13.30 -0.4	q
6	501	GRIVA Mara	LAT	4 AUG 1989	x -0.5	13.00 +1.5	12.72 +1.2	13.00 +1.5	q
7	577	RANGEL Ivonne Alitzel	MEX	24 AUG 1993	12.47 +0.2	x +0.3	x +0.3	12.47 +0.2	
8	53	OUTERBRIDGE Allison	BER	18 FEB 1992	x -0.9	11.75 +0.5	12.04 +0.8	12.04 +0.8	PB
9	197	BETANCOURTH Irma Jhuliet	COL	27 APR 1987	x -0.1	11.41 +0.9	11.14 0.0	11.41 +0.9	
	648	KAUSAR Nighat	PAK	17 AUG 1990	x 0.0	x +0.2	x +0.7	NM	
	1072	IKABONGO Ikabongo	ZAM	6 MAR 1989				DNS	

Qualification: Qualifying performance 13.90 (Q) or 12 best performers (q) advance to the Final

Starting order	1	2	3	4	5	6	7	8	9	10	11
	648	556	661	501	462	299	197	53	1072	771	577

Weather conditions

Temperature: 21 °C Humidity: 88 % Conditions: Partly cloudy

Legend

- Pass DNS Did not Start NM No Mark PB Personal Best
Q Qualified by standard q Qualified by performance SB Season Best x Failure

Timing and Results provided by  TISSOT



Result Book

27th Summer Universiade in Kazan 2013



Athletics

Women's Triple Jump Final





Start list

Стартовый список

UNIVERSIADE RECORD	14.81m	LEBEDEVA Tatyana	RUS	Beijing (CHN)	1 SEP 2001
--------------------	--------	------------------	-----	---------------	------------

Order	Bib	Name	Ctry code	Date of Birth	PB	SB	1	2	3	Best	4	5	6	Result	Rank
1	700	TOMA Carmen Cristina	ROU	28 MAR 1989	14.29	13.88									
2	25	PETTITT Ellen	AUS	13 MAY 1986	13.41	13.41									
3	462	EKTOVA Irina	KAZ	8 JAN 1987	14.48	14.05									
4	792	MURTAZINA Alsu	RUS	12 DEC 1987	14.55	14.54									
5	661	JAGACIAK Anna	POL	10 FEB 1990	14.25	14.02									
6	501	GRIVA Mara	LAT	4 AUG 1989	13.81	13.50									
7	418	THOMAS Shaneika	JAM	2 FEB 1992	14.15	14.15									
8	461	EKTOVA Ekaterina	KAZ	30 AUG 1992	13.46	13.46									
9	996	SERBEST SINMEZ Sevim	TUR	20 APR 1987	13.95	13.95									
10	771	KONEVA Ekaterina	RUS	25 SEP 1988	14.80	14.80									
11	299	TORRO Elina	FIN	22 JUL 1986	13.72	13.69									
12	556	NAFIAH Noor Amira Binti	MAS	16 JUL 1989	13.90	13.41									



Results

Результаты

UNIVERSIADE RECORD **14.81m** **LEBEDEVA Tatyana** RUS Beijing (CHN) 1 SEP 2001

Rank	Bib Name	Ctry code	Date of Birth	1	2	3	4	5	6	Result	Wind
1	771 KONEVA Ekaterina	RUS	25 SEP 1988	14.39 -0.1	14.59 -0.4	14.03 -0.1	14.72 -0.7	14.82 -0.2	14.58 -0.2	14.82	UR -0.2
2	661 JAGACIAK Anna	POL	10 FEB 1990	13.75 +1.6	13.50 -0.4	x -0.7	14.03 +0.5	14.21 -0.4	14.04 -0.8	14.21	SB -0.4
3	700 TOMA Carmen Cristina	ROU	28 MAR 1989	13.87 +0.1	13.93 +0.8	13.89 -0.1	x -0.3	13.95 -0.3	14.14 +0.2	14.14	SB +0.2
4	462 EKTOVA Irina	KAZ	8 JAN 1987	13.84 0.0	13.87 -1.7	13.78 +0.2	13.51 +0.2	14.13 -0.7	x -0.1	14.13	SB -0.7
5	792 MURTAZINA Alsu	RUS	12 DEC 1987	13.91 0.0	13.62 -1.2	13.89 0.0	13.69 -1.0	x 0.0	x -1.0	13.91	0.0
6	418 THOMAS Shaneika	JAM	2 FEB 1992	13.53 -0.7	13.10 +0.3	13.20 -0.6	13.47 0.0	13.37 -0.7	13.22 0.0	13.53	-0.7
7	556 NAFIAH Noor Amira Binti	MAS	16 JUL 1989	x -0.1	13.43 +0.9	13.21 0.0	x -0.3	13.08 +0.1	x +0.2	13.43	SB +0.9
8	299 TORRO Elina	FIN	22 JUL 1986	13.25 -0.8	13.33 -0.3	x +0.1	x -0.5	13.34 -0.6	13.32 +1.0	13.34	-0.6
9	996 SERBEST SINMEZ Sevim	TUR	20 APR 1987	13.31 +0.1	11.44 -0.5	13.00 0.0				13.31	+0.1
10	461 EKTOVA Ekaterina	KAZ	30 AUG 1992	12.75 -0.8	12.92 -0.6	13.05 -0.3				13.05	-0.3
11	25 PETTITT Ellen	AUS	13 MAY 1986	x -0.9	13.04 +0.3	12.90 -0.1				13.04	+0.3
12	501 GRIVA Mara	LAT	4 AUG 1989	12.77 -0.7	x +0.5	12.74 -0.2				12.77	-0.7


Starting order	1	2	3	4	5	6	7	8	9	10	11	12
Initial	700	25	462	792	661	501	418	461	996	771	299	556
Final	299	556	418	661	462	792	700	771				

Weather conditions

Temperature: 26 °C Humidity: 47 % Conditions: Partly cloudy

Legend

- Pass **SB** Season Best **UR** Universiade Record **x** Failure

Timing and Results provided by  **TISSOT**



Result Book

27th Summer Universiade in Kazan 2013



Athletics

Women's High Jump





Medallists

Медалисты

As of FRI 12 JUL 2013

Medal	Name	Ctry
GOLD	STEPANIUK Kamila	POL - Poland
SILVER	KUCHINA Maria	RUS - Russian Federation
BRONZE	ILJUSHTSHENKO Anna	EST - Estonia



Result Book

27th Summer Universiade in Kazan 2013



Athletics

Women's High Jump Qualification Round





Results Summary


Итоговые результаты

UNIVERSIADE RECORD	2.01m	COSTA Silvia	CUB	Kobe (JPN)	3 SEP 1985
--------------------	-------	--------------	-----	------------	------------

Rank	Bib	Name	Ctry code	Group	Position	Result	
1	392	FURMAN Maayan	ISR	B	=1	1.84	q
1	246	ILJUSHTSHENKO Anna	EST	B	=1	1.84	q
1	662	KASPRZYCKA Justyna	POL	B	=1	1.84	q
1	772	KONONOVA Evgeniia	RUS	B	=1	1.84	q
1	779	KUCHINA Maria	RUS	A	=1	1.84	q
1	639	LAMB Liz	NZL	B	=1	1.84	q =SB
1	1001	YUKSEL Burcu	TUR	A	=1	1.84	q
8	669	STEPANIUK Kamila	POL	A	3	1.84	q
9	343	STERGIOU Antonia	GRE	B	6	1.84	q
9	354	SZABO Barbara	HUN	A	4	1.84	q
11	936	SKOG Sofie	SWE	A	5	1.80	q
12	909	DEMO Giovanna	SUI	B	7	1.80	q
13	107	KIMOTO Emma Fumie	CAN	A	6	1.80	
13	296	SMOLANDER Elina	FIN	B	8	1.80	
15	131	THEOPHILLE Michelle Marie	CAN	B	9	1.80	
16	507	ONUZANE Madara	LAT	A	7	1.75	SB
17	567	AYALA Fabiola Elizabeth	MEX	A	8	1.75	
18	233	IBRAHIM Basant	EGY	B	10	1.75	SB
19	347	FUNG Wai Yee	HKG	B	11	1.70	=PB
20	391	BARENI Shahaf Yahel	ISR	A	9	1.70	
21	636	VIKAN Linn	NOR	A	10	1.65	
22	644	SUTHERLAND Emma	NZL	A	11	1.65	
	202	VEGA Cindy Paola	COL	A		NM	
	588	DIAKITE Doussou	MLI	B		DNS	
	653	RIOS MILLER Kashani Isamara	PAN	A		DNS	

Qualification: Qualifying performance 1.91 (Q) or 12 best performers (q) advance to the Final

Legend	=PB <equal> Personal Best	=SB <equal> Season Best	DNS Did not Start	NM No Mark
	q Qualified by performance	SB Season Best		

Timing and Results provided by  TISSOT



Start list

Стартовый список

UNIVERSIADE RECORD	2.01m	COSTA Silvia	CUB	Kobe (JPN)	3 SEP 1985
--------------------	-------	--------------	-----	------------	------------

Order	Bib	Name	Ctry code	Date of Birth	PB	SB	1.65	1.70	1.75	1.80	1.84	1.88	1.91	Result	Rank
1	354	SZABO Barbara	HUN	17 FEB 1990	1.89	1.89									
2	936	SKOG Sofie	SWE	7 JUN 1990	1.90	1.90									
3	644	SUTHERLAND Emma	NZL	14 JAN 1993	1.80	1.80									
4	567	AYALA Fabiola Elizabeth	MEX	31 DEC 1986	1.90	1.86									
5	391	BARENI Shahaf Yahel	ISR	9 APR 1990	1.83	1.83									
6	1001	YUKSEL Burcu	TUR	3 MAY 1990	1.94	1.92									
7	779	KUCHINA Maria	RUS	14 JAN 1993	1.95	1.92									
8	653	RIOS MILLER Kashani Isamara	PAN	7 FEB 1991	1.84										
9	507	ONUZANE Madara	LAT	7 JUN 1989	1.81	1.74									
10	107	KIMOTO Emma Fumie	CAN	31 JUL 1991	1.83	1.83									
11	669	STEPANIUK Kamila	POL	22 MAR 1986	1.99	1.99									
12	636	VIKAN Linn	NOR	27 MAY 1991											
13	202	VEGA Cindy Paola	COL	11 MAY 1991											

Qualification: Qualifying performance 1.91 or 12 best performers advance to the Final



Results

Результаты

UNIVERSIADE RECORD	2.01m	COSTA Silvia	CUB	Kobe (JPN)	3 SEP 1985
--------------------	-------	--------------	-----	------------	------------

Rank	Bib	Name	Ctry code	Date of Birth	1.65	1.70	1.75	1.80	1.84	Result
1	779	KUCHINA Maria	RUS	14 JAN 1993	-	-	o	o	o	1.84 q
1	1001	YUKSEL Burcu	TUR	3 MAY 1990	-	-	o	o	o	1.84 q
3	669	STEPANIUK Kamila	POL	22 MAR 1986	-	-	o	o	xo	1.84 q
4	354	SZABO Barbara	HUN	17 FEB 1990	-	-	o	xo	xxo	1.84 q
5	936	SKOG Sofie	SWE	7 JUN 1990	-	o	o	o	xxx	1.80 q
6	107	KIMOTO Emma Fumie	CAN	31 JUL 1991	-	o	o	xo	xxx	1.80
7	507	ONUZHANE Madara	LAT	7 JUN 1989	-	o	xo	xxx		1.75 SB
8	567	AYALA Fabiola Elizabeth	MEX	31 DEC 1986	-	o	xxo	xxx		1.75
9	391	BARENI Shahaf Yahel	ISR	9 APR 1990	-	xo	xxx			1.70
10	636	VIKAN Linn	NOR	27 MAY 1991	xo	xxx				1.65
11	644	SUTHERLAND Emma	NZL	14 JAN 1993	xxo	xxx				1.65
	202	VEGA Cindy Paola	COL	11 MAY 1991	xxx					NM
	653	RIOS MILLER Kashani Isamara	PAN	7 FEB 1991						DNS

Qualification: Qualifying performance 1.91 (Q) or 12 best performers (q) advance to the Final

Weather conditions

Temperature: 25 °C Humidity: 54 % Conditions: Partly cloudy

Legend

- Pass DNS Did not Start NM No Mark o Clearance
q Qualified by performance SB Season Best x Failure

Timing and Results provided by  TISSOT



Start list

Стартовый список

UNIVERSIADE RECORD	2.01m	COSTA Silvia	CUB	Kobe (JPN)	3 SEP 1985
--------------------	-------	--------------	-----	------------	------------

Order	Bib	Name	Ctry code	Date of Birth	PB	SB	1.65	1.70	1.75	1.80	1.84	1.88	1.91	Result	Rank
1	131	THEOPHILLE Michelle Marie	CAN	27 FEB 1991	1.86	1.86									
2	347	FUNG Wai Yee	HKG	28 MAR 1994	1.70										
3	392	FURMAN Maayan	ISR	9 NOV 1986	1.92	1.90									
4	233	IBRAHIM Basant	EGY	30 SEP 1993	1.81	1.74									
5	909	DEMO Giovanna	SUI	29 JUN 1987	1.85	1.81									
6	662	KASPRZYCKA Justyna	POL	20 AUG 1987	1.95	1.95									
7	772	KONONOVA Evgeniia	RUS	28 SEP 1989	1.92	1.92									
8	343	STERGIOU Antonia	GRE	7 JUL 1985	1.97	1.90									
9	246	ILJUSHTSHENKO Anna	EST	12 OCT 1985	1.96	1.88									
10	296	SMOLANDER Elina	FIN	11 OCT 1989	1.86	1.85									
11	588	DIAKITE Doussou	MLI	5 JUN 1991											
12	639	LAMB Liz	NZL	12 MAY 1991	1.90	1.84									

Qualification: Qualifying performance 1.91 or 12 best performers advance to the Final



Results

Результаты

UNIVERSIADE RECORD	2.01m	COSTA Silvia	CUB	Kobe (JPN)	3 SEP 1985
--------------------	-------	--------------	-----	------------	------------

Rank	Bib	Name	Ctry code	Date of Birth	1.65	1.70	1.75	1.80	1.84	Result
1	392	FURMAN Maayan	ISR	9 NOV 1986	-	o	o	o	o	1.84 q
1	246	ILJUSHTSHENKO Anna	EST	12 OCT 1985	-	-	-	o	o	1.84 q
1	662	KASPRZYCKA Justyna	POL	20 AUG 1987	-	-	o	o	o	1.84 q
1	772	KONONOVA Evgeniia	RUS	28 SEP 1989	-	o	o	o	o	1.84 q
1	639	LAMB Liz	NZL	12 MAY 1991	-	o	o	o	o	1.84 q =SB
6	343	STERGIOU Antonia	GRE	7 JUL 1985	-	-	o	xo	xxo	1.84 q
7	909	DEMO Giovanna	SUI	29 JUN 1987	-	o	xo	o	xxx	1.80 q
8	296	SMOLANDER Elina	FIN	11 OCT 1989	-	o	o	xo	xxx	1.80
9	131	THEOPHILLE Michelle Marie	CAN	27 FEB 1991	-	xo	o	xo	xxx	1.80
10	233	IBRAHIM Basant	EGY	30 SEP 1993	-	xo	xxo	xxx		1.75 SB
11	347	FUNG Wai Yee	HKG	28 MAR 1994	xo	o	xxx			1.70 =PB
	588	DIAKITE Doussou	MLI	5 JUN 1991						DNS


Qualification: Qualifying performance 1.91 (Q) or 12 best performers (q) advance to the Final

Weather conditions

Temperature: 25 °C Humidity: 54 % Conditions: Partly cloudy

Legend

- Pass =PB <equal> Personal Best =SB <equal> Season Best DNS Did not Start
o Clearance q Qualified by performance SB Season Best x Failure

Timing and Results provided by  TISSOT



Result Book

27th Summer Universiade in Kazan 2013



Athletics

Women's High Jump Final





Start list

Стартовый список

UNIVERSIADE RECORD	2.01m	COSTA Silvia	CUB	Kobe (JPN)	3 SEP 1985
--------------------	-------	--------------	-----	------------	------------

Order	Bib	Name	Ctry code	Date of Birth	PB	SB	1.75	1.80	1.84	1.87	1.90	1.92	1.94	Result	Rank
							1.96								
1	662	KASPRZYCKA Justyna	POL	20 AUG 1987	1.95	1.95									
2	1001	YUKSEL Burcu	TUR	3 MAY 1990	1.94	1.92									
3	392	FURMAN Maayan	ISR	9 NOV 1986	1.92	1.90									
4	772	KONONOVA Evgeniia	RUS	28 SEP 1989	1.92	1.92									
5	936	SKOG Sofie	SWE	7 JUN 1990	1.90	1.90									
6	779	KUCHINA Maria	RUS	14 JAN 1993	1.95	1.92									
7	354	SZABO Barbara	HUN	17 FEB 1990	1.89	1.89									
8	246	ILJUSHTSHENKO Anna	EST	12 OCT 1985	1.96	1.88									
9	639	LAMB Liz	NZL	12 MAY 1991	1.90	1.84									
10	669	STEPANIUK Kamila	POL	22 MAR 1986	1.99	1.99									
11	343	STERGIOU Antonia	GRE	7 JUL 1985	1.97	1.90									
12	909	DEMO Giovanna	SUI	29 JUN 1987	1.85	1.81									

All Time Best Performers


2.09m	KOSTADINOVA S.	BUL	Roma (ITA)	30 AUG 1987
2.08m	VLAŠIĆ Blanka	CRO	Zagreb (CRO)	31 AUG 2009
2.07m	ANDONOVA L.	BUL	Berlin (GER)	20 JUL 1984
2.07m	CHICHEROVA Anna	RUS	Cheboksary (RUS)	22 JUL 2011
2.06m	BERGQVIST Kajsa	SWE	Eberstadt (GER)	26 JUL 2003
2.06m	CLOETE Hestrie	RSA	Saint-Denis (FRA)	31 AUG 2003
2.06m	SLESARENKO Y.	RUS	Athína (GRE)	28 AUG 2004
2.06m	FRIEDRICH A.	GER	Berlin (GER)	14 JUN 2009
2.05m	BYKOVA Tamara	RUS	Kyiv (UKR)	22 JUN 1984
2.05m	HENKEL Heike	GER	Tokyo (JPN)	31 AUG 1991

2013 Best Performers

2.04m	BARRETT B.	USA	Des Moines IA (USA)	22 JUN
2.02m	CHICHEROVA Anna	RUS	Beijing (CHN)	21 MAY
2.00m	VLAŠIĆ Blanka	CRO	Bühl (GER)	21 JUN
1.99m	STEPANIUK K.	POL	Opole (POL)	9 JUN
1.98m	SHKOLINA S.	RUS	Roma (ITA)	6 JUN
1.95m	BEITIA Ruth	ESP	Des Moines IA (USA)	27 APR
1.95m	ŠIMIC Ana	CRO	Beijing (CHN)	21 MAY
1.95m	JUNGFLEISCH M.	GER	Eppingen (GER)	30 MAY
1.95m	KASPRZYCKA J.	POL	Opole (POL)	9 JUN
1.95m	GREEN TREGARO	SWE	Oslo (NOR)	13 JUN

Best Universiade Performers

2.01m	COSTA Silvia	CUB	Kobe	3 SEP 1985
2.00m	FRIEDRICH Ariane	GER	Beograd	12 JUL 2009
1.98m	BYKOVA Tamara	RUS	Edmonton	11 JUL 1983
1.98m	ACUFF Amy	USA	Catania	31 AUG 1997
1.96m	SIMEONI Sara	ITA	Bucuresti	26 JUL 1981
1.96m	IAGAR Monica	ROU	Catania	31 AUG 1997
1.96m	PALAMAR Vita	UKR	Beijing	31 AUG 2001
1.95m	LESEVA Svetlana	BUL	Zagreb	17 JUL 1987
1.95m	GRIGORENKO Larisa	UKR	Amherst NY	18 JUL 1993
1.95m	HUGHES-JONES Tanya	USA	Amherst NY	18 JUL 1993

Timing and Results provided by  TISSOT



Results

Результаты

UNIVERSIADE RECORD 2.01m COSTA Silvia CUB Kobe (JPN) 3 SEP 1985

Rank	Bib	Name	Ctry code	Date of Birth	1.75	1.80	1.84	1.87	1.90	1.92	1.94	Result
					1.96	1.98	2.00					
1	669	STEPANIUK Kamila	POL	22 MAR 1986	o	o	o	xo	xo	o	xo	1.96
2	779	KUCHINA Maria	RUS	14 JAN 1993	o	o	o	o	o	o	xo	1.96 PB
3	246	ILJUSHTSHENKO Anna	EST	12 OCT 1985	xxo	xxx						1.94 SB
4	772	KONONOVA Evgeniia	RUS	28 SEP 1989	-	xo	o	o	xxo	o	o	1.94 SB
5	343	STERGIOU Antonia	GRE	7 JUL 1985	xxx							1.92 =PB
6	1001	YUKSEL Burcu	TUR	3 MAY 1990	o	o	o	o	xxx			1.87
7	392	FURMAN Maayan	ISR	9 NOV 1986	o	xo	xo	xo	xxx			1.87
8	662	KASPRZYCKA Justyna	POL	20 AUG 1987	o	o	o	xxx				1.87
9	936	SKOG Sofie	SWE	7 JUN 1990	o	o	o	xxx				1.84
10	639	LAMB Liz	NZL	12 MAY 1991	o	o	xxx					1.84
10	354	SZABO Barbara	HUN	17 FEB 1990	o	o	xxx					1.80
12	909	DEMO Giovanna	SUI	29 JUN 1987	-	o	xxx					1.80
					o	xo	xxx					1.80

Weather conditions

Temperature: 26 °C Humidity: 39 % Conditions: Sunny

Legend

- Pass =PB <equal> Personal Best o Clearance PB Personal Best
SB Season Best x Failure

Timing and Results provided by  TISSOT



Result Book

27th Summer Universiade in Kazan 2013



Athletics

Women's Pole Vault





Medallists

Медалисты

As of WED 10 JUL 2013

Medal	Name	Ctry
GOLD	SAVCHENKO Anastasia	RUS - Russian Federation
SILVER	SCHULTZE Martina	GER - Germany
BRONZE	SMETS Fanny	BEL - Belgium



Result Book

27th Summer Universiade in Kazan 2013



Athletics

Women's Pole Vault Final





Start list

Стартовый список

UNIVERSIADE RECORD	4.70m	POLNOVA Tatyana	RUS	Daegu (KOR)	27 AUG 2003
--------------------	-------	-----------------	-----	-------------	-------------

Order	Bib	Name	Ctry code	Date of Birth	PB	SB	3.50	3.70	3.85	4.00	4.10	4.20	4.30	Result	Rank
							4.40	4.45							
1	89	BONE Robin Arlene	CAN	13 FEB 1994	4.10	4.10									
2	630	OESTHUS Ida Beate Oeyen	NOR	15 MAY 1987	3.86	3.86									
3	494	BORTASCENOKA Ildze	LAT	12 APR 1987	3.96	3.85									
4	342	LEDAKI Stella-Iro	GRE	18 JUL 1988	4.50	4.50									
5	403	BENECCHI Giorgia	ITA	9 JUL 1989	4.35	4.30									
6	267	VAHER Lembi	EST	11 FEB 1987	4.09	4.00									
7	48	SMETS Fanny	BEL	21 APR 1986	4.30	4.20									
8	87	BERGEVIN Lindsey	CAN	14 JAN 1989	4.20	4.20									
9	216	MALACOVA Romana	CZE	15 MAY 1987	4.41	4.32									
10	889	WRITZL Jerneja	SLO	14 MAR 1985	4.00	3.80									
11	310	BAUER Katharina Yvonne	GER	12 JUN 1990	4.42	4.40									
12	47	HENRY Chloe	BEL	5 MAR 1987	4.33	4.33									
13	766	KIRYASHOVA Alexandra	RUS	21 AUG 1985	4.65	4.50									
14	265	TIKK Tiina	EST	29 NOV 1990	3.80										
15	815	SAVCHENKO Anastasia	RUS	15 NOV 1989	4.73	4.73									
16	322	SCHULTZE Martina	GER	12 SEP 1990	4.40	4.40									



Results

Результаты

UNIVERSIADE RECORD 4.70m POLNOVA Tatyana RUS Daegu (KOR) 27 AUG 2003

Rank	Bib	Name	Ctry code	Date of Birth	3.50	3.70	3.85	4.00	4.10	4.20	4.30	Result
					4.40	4.45	4.50	4.60	4.70			
1	815	SAVCHENKO Anastasia	RUS	15 NOV 1989	-	-	-	-	-	o	-	4.60
					o	-	o	o	xxx			
2	322	SCHULTZE Martina	GER	12 SEP 1990	-	-	-	-	xo	-	xo	4.40 =PB
					xxo	-	x-	xx				
3	48	SMETS Fanny	BEL	21 APR 1986	-	-	-	o	o	o	o	4.30 =PB
					xxx							
4	216	MALACOVA Romana	CZE	15 MAY 1987	-	-	-	-	xo	-	o	4.30
					xxx							
5	310	BAUER Katharina Yvonne	GER	12 JUN 1990	-	-	-	-	-	o	xxo	4.30
					xxx							
6	47	HENRY Chloe	BEL	5 MAR 1987	-	-	-	xxo	o	xxo	xxo	4.30
					xxx							
7	766	KIRYASHOVA Alexandra	RUS	21 AUG 1985	-	-	-	-	-	o	-	4.20
					xxx							
8	403	BENECCHI Giorgia	ITA	9 JUL 1989	-	-	xo	o	-	o	xxx	4.20
9	342	LEDAKI Stella-Iro	GRE	18 JUL 1988	-	-	-	-	xxo	xxx		4.10
10	87	BERGEVIN Lindsey	CAN	14 JAN 1989	-	-	o	xo	xxx			4.00
11	89	BONE Robin Arlene	CAN	13 FEB 1994	-	-	o	xxx				3.85
11	494	BORTASCENOKA Ildze	LAT	12 APR 1987	o	o	o	xxx				3.85 =SB
11	267	VAHER Lembi	EST	11 FEB 1987	-	o	o	xxx				3.85
14	630	OESTHUS Ida Beate Oeyen	NOR	15 MAY 1987	o	xo	xxx					3.70
14	889	WRITZL Jerneja	SLO	14 MAR 1985	o	xo	xxx					3.70
16	265	TIKK Tiina	EST	29 NOV 1990	xo	xxx						3.50

Weather conditions

Temperature: 18 °C Humidity: 89 % Conditions: Cloudy

Legend

- Pass =PB <equal> Personal Best =SB <equal> Season Best o Clearance
x Failure

Timing and Results provided by  TISSOT



Result Book

27th Summer Universiade in Kazan 2013



Athletics

Women's 20km Walk





Medallists

Медалисты

As of WED 10 JUL 2013

Medal	Name	Ctry
GOLD	KIRDYAPKINA Anisya	RUS - Russian Federation
SILVER	YUMANOVA Irina	RUS - Russian Federation
BRONZE	BIKULOVA Lina	RUS - Russian Federation



Medallists - Team

Медалисты - Команды

As of WED 10 JUL 2013

Medal	Ctry	Name
GOLD	RUS - Russian Federation	KIRDYAPKINA Anisya YUMANOVA Irina BIKULOVA Lina SOKOLOVA Vera
SILVER	CHN - P.R. China	YANG Mingxia ZHANG Xin GAO Ni ZHOU Tongmei



Result Book

27th Summer Universiade in Kazan 2013



Athletics

Women's 20km Walk Final






Start list

Стартовый список

UNIVERSIADE RECORD	1:30:43	MIKHAILOVA Olga	RUS	Belgrad (SRB)	2009
--------------------	---------	-----------------	-----	---------------	------

Bib	Name	Ctry code	Date of Birth	PB	SB	Result	Rank
28	STIGWOOD Stephanie	AUS	21 OCT 1990	1:38:33	1:38:33		
29	TALLENT Rachel	AUS	20 FEB 1993	1:34:53	1:34:53		
55	DRABENIA Hanna	BLR	15 AUG 1987	1:31:58	1:32:12		
160	GAO Ni	CHN	14 SEP 1991	1:28:06	1:31:03		
177	YANG Mingxia	CHN	13 JAN 1990	1:28:56	1:29:48		
180	ZHANG Xin	CHN	17 AUG 1989	1:34:11	1:34:11		
183	ZHOU Tongmei	CHN	4 APR 1988	1:30:28	1:30:28		
220	PELANTOVA Lucie	CZE	7 MAY 1986	1:32:08	1:32:08		
229	PEREZ Paola	ECU	21 DEC 1989	1:32:01	1:32:53		
344	ZAPOUNIDOU Despoina	GRE	5 OCT 1985	1:31:08	1:37:52		
346	CHING Siu Nga	HKG	11 FEB 1987	1:41:45	1:41:45		
386	REYNOLDS Laura	IRL	20 JAN 1989	1:31:02	1:34:07		
431	MAEDA Hiroi	JPN	1 JUN 1991	1:32:25	1:32:25		
467	KOZHAKHMETOVA Aiman	KAZ	23 APR 1991	1:35:00			
580	SILVA MIRANDA Lizbet	MEX	30 SEP 1989	1:37:17	1:37:17		
745	BIKULOVA Lina	RUS	1 OCT 1988	1:28:42	1:28:42		
765	KIRDYAPKINA Anisya	RUS	23 OCT 1989				
827	SOKOLOVA Vera	RUS	8 JUN 1987				
841	YUMANOVA Irina	RUS	9 APR 1990				
920	CZAKOVA Maria	SVK	2 OCT 1988	1:35:30	1:35:30		
964	CHANG Chia-Feng	TPE	15 AUG 1993	1:40:46	1:40:46		
1044	SKRYPAK Olga	UKR	2 DEC 1990				

Legend	PB Personal Best	SB Season Best
---------------	-------------------------	-----------------------

Timing and Results provided by  **TISSOT**



Results
Результаты

UNIVERSIADE RECORD	1:30:43	MIKHAILOVA Olga	RUS	Belgrad (SRB)	2009
---------------------------	----------------	------------------------	-----	---------------	------

Rank	Bib	Name	Ctry code	Date of Birth	Result	Time Behind	W
1	765	KIRDYAPKINA Anisya	RUS	23 OCT 1989	1:29:30		UR
2	841	YUMANOVA Irina	RUS	9 APR 1990	1:30:41	1:11	>
3	745	BIKULOVA Lina	RUS	1 OCT 1988	1:32:30	3:00	
4	55	DRABENIA Hanna	BLR	15 AUG 1987	1:33:15	3:45	
5	177	YANG Mingxia	CHN	13 JAN 1990	1:33:22	3:52	
6	386	REYNOLDS Laura	IRL	20 JAN 1989	1:33:31	4:01	SB
7	229	PEREZ Paola	ECU	21 DEC 1989	1:33:40	4:10	
8	467	KOZHAKHMETOVA Aiman	KAZ	23 APR 1991	1:36:37	7:07	>>
9	220	PELANTOVA Lucie	CZE	7 MAY 1986	1:37:03	7:33	
10	920	CZAKOVA Maria	SVK	2 OCT 1988	1:37:20	7:50	>
11	180	ZHANG Xin	CHN	17 AUG 1989	1:38:16	8:46	>
12	160	GAO Ni	CHN	14 SEP 1991	1:38:16	8:46	
13	431	MAEDA Hiroi	JPN	1 JUN 1991	1:38:48	9:18	
14	346	CHING Siu Nga	HKG	11 FEB 1987	1:40:52	11:22	~ PB
15	183	ZHOU Tongmei	CHN	4 APR 1988	1:44:44	15:14	
16	28	STIGWOOD Stephanie	AUS	21 OCT 1990	1:45:05	15:35	>~
17	964	CHANG Chia-Feng	TPE	15 AUG 1993	1:47:36	18:06	>~
	29	TALLENT Rachel	AUS	20 FEB 1993	DNF		
	344	ZAPOUNIDOU Despoina	GRE	5 OCT 1985	DNF		>
	580	SILVA MIRANDA Lizbet	MEX	30 SEP 1989	DQ		>>>
	827	SOKOLOVA Vera	RUS	8 JUN 1987	DQ		>>>
	1044	SKRYPAK Olga	UKR	2 DEC 1990	DNS		~>>

Intermediate times:	2km	9:32	964	CHANG Chia-Feng (TPE)
	4km	18:49	765	KIRDYAPKINA Anisya (RUS)
	6km	28:07	745	BIKULOVA Lina (RUS)
	8km	37:14	745	BIKULOVA Lina (RUS)
	10km	46:30	745	BIKULOVA Lina (RUS)
	12km	55:16	827	SOKOLOVA Vera (RUS)
	14km	1:03:54	765	KIRDYAPKINA Anisya (RUS)
	16km	1:12:21	765	KIRDYAPKINA Anisya (RUS)
	18km	1:20:52	765	KIRDYAPKINA Anisya (RUS)

Weather conditions	Temperature	Humidity	Conditions
Start of race:	22°C	69%	Partly cloudy
End of race:	22°C	69%	Partly cloudy

Legend	> Bent knee	DNF Did not Finish	DNS Did not Start	DQ Disqualified
PB Personal Best	SB Season Best	UR Universiade Record	W Warning	
~ Loss of contact				



Detailed Results

Результаты

UNIVERSIADE RECORD	1:30:43	MIKHAILOVA Olga	RUS	Belgrad (SRB)	2009
--------------------	---------	-----------------	-----	---------------	------

Rank	Bib	Name	Ctry code	Date of Birth	Result									Time Behind	W
					2km	4km	6km	8km	10km	12km	14km	16km	18km		
1	765	KIRDYAPKINA Anisya	RUS	23 OCT 1989	1:29:30										UR
					9:34 (5)	18:49 (1)	28:07 (2)	37:14 (2)	46:30 (2)	55:16 (2)	1:03:54 (1)	1:12:21 (1)	1:20:52 (1)	8:38	
2	841	YUMANOVA Irina	RUS	9 APR 1990	1:30:41									1:11	>
					9:33 (4)	18:49 (3)	28:07 (4)	37:15 (3)	46:30 (3)	55:16 (3)	1:03:56 (3)	1:12:40 (3)	1:21:32 (2)	9:09	
3	745	BIKULOVA Lina	RUS	1 OCT 1988	1:32:30									3:00	
					9:34 (6)	18:49 (4)	28:07 (1)	37:14 (1)	46:30 (1)	55:33 (4)	1:04:48 (4)	1:13:56 (4)	1:23:11 (3)	9:19	
4	55	DRABENIA Hanna	BLR	15 AUG 1987	1:33:15									3:45	
					9:34 (11)	18:55 (7)	28:07 (5)	37:18 (5)	46:31 (5)	55:39 (5)	1:04:54 (5)	1:14:17 (5)	1:23:51 (4)	9:24	
5	177	YANG Mingxia	CHN	13 JAN 1990	1:33:22									3:52	
					9:34 (9)	18:56 (10)	28:11 (8)	37:35 (10)	46:54 (8)	56:10 (7)	1:05:31 (7)	1:14:56 (7)	1:24:14 (5)	9:08	
6	386	REYNOLDS Laura	IRL	20 JAN 1989	1:33:31									4:01	SB
					9:34 (8)	18:56 (12)	28:08 (6)	37:24 (6)	46:41 (6)	56:01 (6)	1:05:18 (6)	1:14:44 (6)	1:24:15 (6)	9:16	
7	229	PEREZ Paola	ECU	21 DEC 1989	1:33:40									4:10	
					9:34 (7)	18:56 (11)	28:11 (9)	37:34 (7)	46:54 (7)	56:13 (8)	1:05:36 (8)	1:15:00 (8)	1:24:22 (7)	9:18	
8	467	KOZHAKHMETOVA Aiman	KAZ	23 APR 1991	1:36:37									7:07	>>
					9:35 (14)	18:56 (9)	28:22 (12)	37:58 (11)	47:36 (10)	57:01 (9)	1:06:46 (9)	1:16:42 (9)	1:26:38 (8)	9:59	
9	220	PELANTOVA Lucie	CZE	7 MAY 1986	1:37:03									7:33	
					9:35 (13)	18:55 (6)	28:19 (11)	37:58 (12)	47:40 (11)	57:36 (11)	1:07:19 (10)	1:17:17 (10)	1:27:22 (9)	9:41	
10	920	CZAKOVA Maria	SVK	2 OCT 1988	1:37:20									7:50	>
					9:36 (19)	19:07 (14)	28:41 (15)	38:27 (13)	48:19 (15)	58:20 (15)	1:08:12 (14)	1:18:03 (14)	1:27:50 (10)	9:30	
11	180	ZHANG Xin	CHN	17 AUG 1989	1:38:16									8:46	>
					9:36 (17)	19:11 (17)	28:53 (16)	38:34 (16)	48:15 (14)	58:03 (13)	1:07:44 (13)	1:17:39 (12)	1:27:54 (11)	10:22	
12	160	GAO Ni	CHN	14 SEP 1991	1:38:16									8:46	
					9:41 (21)	19:25 (20)	29:04 (17)	38:40 (17)	48:13 (12)	57:53 (12)	1:07:38 (12)	1:17:38 (11)	1:27:54 (12)	10:22	
13	431	MAEDA Hiroi	JPN	1 JUN 1991	1:38:48									9:18	
					9:33 (2)	18:54 (5)	28:13 (10)	37:34 (8)	47:26 (9)	57:27 (10)	1:07:35 (11)	1:17:49 (13)	1:28:20 (13)	10:28	
14	346	CHING Siu Nga	HKG	11 FEB 1987	1:40:52									11:22	~ PB
					9:39 (20)	19:25 (21)	29:10 (18)	39:13 (18)	49:20 (17)	59:30 (16)	1:09:48 (16)	1:20:10 (15)	1:30:38 (14)	10:14	
15	183	ZHOU Tongmei	CHN	4 APR 1988	1:44:44									15:14	
					9:35 (16)	19:07 (15)	28:39 (14)	38:27 (14)	48:13 (13)	58:04 (14)	1:09:07 (15)	1:20:07 (14)	1:31:55 (15)	12:49	
16	28	STIGWOOD Stephanie	AUS	21 OCT 1990	1:45:05									15:35	~>
					9:36 (18)	19:11 (16)	29:13 (19)	39:44 (19)	50:20 (18)	1:00:59 (17)	1:11:57 (17)	1:23:04 (16)	1:34:14 (16)	10:51	
17	964	CHANG Chia-Feng	TPE	15 AUG 1993	1:47:36									18:06	~>
					9:32 (1)	19:19 (19)	29:28 (21)	40:04 (20)	50:56 (19)	1:01:58 (18)	1:13:09 (18)	1:24:33 (17)	1:36:10 (17)	11:26	
29		TALLEN Rachel	AUS	20 FEB 1993	DNF										
					9:34 (12)	19:00 (13)	28:39 (13)	38:33 (15)	48:49 (16)						



Detailed Results

Результаты

Rank	Bib	Name	Ctry code	Date of Birth	Result	Time Behind	W											
								2km	4km	6km	8km	10km	12km	14km	16km	18km		
344		ZAPOUNIDOU Despoina	GRE	5 OCT 1985	DNF		>											
								9:35 (15)	19:15 (18) 9:40	29:23 (20) 10:08								
580		SILVA MIRANDA Lizbet	MEX	30 SEP 1989	DQ		>>>											
								9:34 (10)	18:55 (8) 9:21	28:11 (7) 9:16	37:34 (9) 9:23							
827		SOKOLOVA Vera	RUS	8 JUN 1987	DQ		~~~											
								9:33 (3)	18:49 (2) 9:16	28:07 (3) 9:18	37:15 (4) 9:08	46:31 (4) 9:16	55:16 (1) 8:45	1:03:54 (2) 8:38	1:12:26 (2) 8:32			
1044		SKRYPAK Olga	UKR	2 DEC 1990	DNS													

Weather conditions	Temperature	Humidity	Conditions
Start of race:	22°C	69%	Partly cloudy
End of race:	22°C	69%	Partly cloudy

Legend			
>	Bent knee	DNF	Did not Finish
PB	Personal Best	SB	Season Best
~	Loss of contact	DNS	Did not Start
		UR	Universiade Record
		DQ	Disqualified
		W	Warning



Result Book

27th Summer Universiade in Kazan 2013



Athletics

Women's Half Marathon





Medallists

Медалисты

As of FRI 12 JUL 2013

Medal	Name	Ctry
GOLD	TSUDA Mai	JPN - Japan
SILVER	PROKOPYEVA Alina	RUS - Russian Federation
BRONZE	OKUNO Yukiko	JPN - Japan



Result Book

27th Summer Universiade in Kazan 2013



Athletics

Women's Half Marathon Final





Start List


Стартовый список

UNIVERSIADE RECORD	1:11:49	SOTANI Mari	JPN	Sicily (ITA)	1997
---------------------------	----------------	--------------------	-----	--------------	------

Order	Bib	Name	Ctry code	Date of Birth	PB	SB
1	693	FRUMUZ Cristina Alexandra	ROU	19 FEB 1988	1:13:39	1:16:58
2	436	OKUNO Yukiko	JPN	12 SEP 1992	1:13:05	1:13:05
3	783	LEBEDEVA Lyudmila	RUS	23 MAY 1990		
4	161	GONG Lihua	CHN	10 MAY 1993		
5	817	SEDOVA Elena	RUS	1 MAR 1990	1:13:36	1:14:02
6	182	ZHOU Jing	CHN	24 JUN 1994	1:18:14	
7	795	NOVICHKOVA Natalia	RUS	9 OCT 1988		
8	441	SUZUKI Hitomi	JPN	5 MAY 1992	1:13:16	1:13:16
9	172	SUN Lamei	CHN	4 JAN 1991	1:12:59	
10	1044	SKRYPAK Olga	UKR	2 DEC 1990	1:13:24	1:13:24
11	447	UENO Yasuka	JPN	16 JAN 1992	1:11:30	1:11:30
12	804	PROKOPYEVA Alina	RUS	16 AUG 1985		
13	718	NGWENYA Thembeka	RSA	2 AUG 1988		
14	445	TSUDA Mai	JPN	21 FEB 1993		
15	432	MITSUI Ayako	JPN	17 JAN 1992	1:12:22	1:12:28
16	375	RAUT Monika Fulchand	IND	28 JUN 1990	1:23:44	
17	576	PRIETO CASTAEDA Sara Mercedes	MEX	29 MAR 1989	1:14:59	1:14:59
18	919	BERESOVA Katarina	SVK	10 OCT 1987	1:14:47	
19	724	RAVHANDALALA Thitshaamba	RSA	31 OCT 1989	1:23:49	
20	60	MAZURONAK Volha	BLR	14 APR 1989	1:14:25	
21	755	GALIMOVA Valentina	RUS	11 MAY 1986	1:14:15	
22	169	MEI Ying	CHN	14 SEP 1994		

Best Universiade Performers

1:11:49	Mari Sotani	JPN	Catania	31 AUG 1997
1:12:31	Kim Kum Ok	PRK	Bangkok	11 AUG 2007
1:12:37	Kei Terada	JPN	Bangkok	11 AUG 2007
1:13:06	Agata Balsamo	ITA	Catania	31 AUG 1997
1:13:06	Machi Tanaka	JPN	Daegu	30 AUG 2003
1:13:11	Kim Min	KOR	Beograd	11 JUL 2009
1:13:20	Miyuki Tokura	JPN	Catania	31 AUG 1997
1:13:44	Lourdes López	MEX	Catania	31 AUG 1997
1:13:44	Chisato Saito	JPN	Beograd	11 JUL 2009
1:13:47	Jo Pun Hui	PRK	Daegu	30 AUG 2003

Timing and Results provided by  **TISSOT**



Results

Результаты

UNIVERSIADE RECORD	1:11:49	SOTANI Mari	JPN	Sicily (ITA)	1997
---------------------------	----------------	--------------------	-----	--------------	------

Rank	Bib	Name	Ctry code	Date of Birth	Result	Time Behind
1	445	TSUDA Mai	JPN	21 FEB 1993	1:13:12	
2	804	PROKOPEVA Alina	RUS	16 AUG 1985	1:13:18	0:06
3	436	OKUNO Yukiko	JPN	12 SEP 1992	1:13:24	0:12
4	783	LEBEDEVA Lyudmila	RUS	23 MAY 1990	1:13:33	0:21
5	817	SEDOVA Elena	RUS	1 MAR 1990	1:13:58	0:46 SB
6	441	SUZUKI Hitomi	JPN	5 MAY 1992	1:14:05	0:53
7	432	MITSUI Ayako	JPN	17 JAN 1992	1:14:10	0:58
8	795	NOVICHKOVA Natalia	RUS	9 OCT 1988	1:14:31	1:19
9	447	UENO Yasuka	JPN	16 JAN 1992	1:14:50	1:38
10	1044	SKRYPAK Olga	UKR	2 DEC 1990	1:15:25	2:13 PB
11	755	GALIMOVA Valentina	RUS	11 MAY 1986	1:15:44	2:32
12	919	BERESOVA Katarina	SVK	10 OCT 1987	1:15:52	2:40
13	172	SUN Lamei	CHN	4 JAN 1991	1:16:31	3:19
14	60	MAZURONAK Volha	BLR	14 APR 1989	1:17:07	3:55
15	576	PRIETO CASTAEDA Sara Mercedes	MEX	29 MAR 1989	1:18:56	5:44
16	161	GONG Lihua	CHN	10 MAY 1993	1:19:30	6:18
17	169	MEI Ying	CHN	14 SEP 1994	1:21:29	8:17
18	182	ZHOU Jing	CHN	24 JUN 1994	1:21:42	8:30
19	375	RAUT Monika Fulchand	IND	28 JUN 1990	1:29:00	15:48
20	718	NGWENYA Thembeka	RSA	2 AUG 1988	1:32:24	19:12
	724	RAVHANDALALA Thitshaamba	RSA	31 OCT 1989	DNF	
	693	FRUMUZ Cristina Alexandra	ROU	19 FEB 1988	DNS	

Intermediate times:	5km	17:35	783	LEBEDEVA Lyudmila (RUS)
	10km	35:09	1044	SKRYPAK Olga (UKR)
	15km	52:38	436	OKUNO Yukiko (JPN)
	20km	1:09:42	445	TSUDA Mai (JPN)

Weather conditions	Temperature	Humidity	Conditions
Start of race:	20°C	61%	Sunny
End of race:	23°C	56%	Sunny

Legend	DNF Did not Finish	DNS Did not Start	PB Personal Best	SB Season Best
---------------	---------------------------	--------------------------	-------------------------	-----------------------

Timing and Results provided by  **TISSOT**



Detailed Results

Результаты

UNIVERSIADE RECORD	1:11:49	SOTANI Mari	JPN	Sicily (ITA)	1997
---------------------------	----------------	--------------------	-----	--------------	------

Rank	Bib	Name	Ctry code	Date of Birth	Result	Time Behind					
							5km	10km	15km	20km	
1	445	TSUDA Mai	JPN	21 FEB 1993	1:13:12						
						17:35 (2)	35:09 (2)	52:38 (3)	1:09:42 (1)	17:04	3:30
2	804	PROKOPYEVA Alina	RUS	16 AUG 1985	1:13:18	0:06					
						17:35 (4)	35:09 (4)	52:38 (2)	1:09:43 (2)	17:05	3:35
3	436	OKUNO Yukiko	JPN	12 SEP 1992	1:13:24	0:12					
						17:35 (5)	35:10 (8)	52:38 (1)	1:09:47 (3)	17:09	3:37
4	783	LEBEDEVA Lyudmila	RUS	23 MAY 1990	1:13:33	0:21					
						17:35 (1)	35:10 (9)	52:38 (4)	1:09:58 (4)	17:20	3:35
5	817	SEDOVA Elena	RUS	1 MAR 1990	1:13:58	0:46 SB					
						17:35 (8)	35:09 (3)	52:38 (7)	1:10:14 (5)	17:36	3:44
6	441	SUZUKI Hitomi	JPN	5 MAY 1992	1:14:05	0:53					
						17:35 (10)	35:09 (6)	52:38 (5)	1:10:27 (7)	17:49	3:38
7	432	MITSUI Ayako	JPN	17 JAN 1992	1:14:10	0:58					
						17:36 (13)	35:10 (10)	52:38 (6)	1:10:22 (6)	17:44	3:48
8	795	NOVICHKOVA Natalia	RUS	9 OCT 1988	1:14:31	1:19					
						17:35 (9)	35:10 (11)	52:41 (9)	1:10:50 (8)	18:09	3:41
9	447	UENO Yasuka	JPN	16 JAN 1992	1:14:50	1:38					
						17:35 (11)	35:10 (7)	52:39 (8)	1:10:53 (9)	18:14	3:57
10	1044	SKRYPAK Olga	UKR	2 DEC 1990	1:15:25	2:13 PB					
						17:35 (7)	35:09 (1)	53:11 (11)	1:11:31 (10)	18:20	3:54
11	755	GALIMOVA Valentina	RUS	11 MAY 1986	1:15:44	2:32					
						17:36 (12)	35:21 (14)	53:22 (12)	1:11:49 (11)	18:27	3:55
12	919	BERESOVA Katarina	SVK	10 OCT 1987	1:15:52	2:40					
						17:38 (14)	35:12 (12)	53:23 (13)	1:11:53 (12)	18:30	3:59
13	172	SUN Lamei	CHN	4 JAN 1991	1:16:31	3:19					
						17:35 (3)	35:09 (5)	53:04 (10)	1:12:26 (13)	19:22	4:05
14	60	MAZURONAK Volha	BLR	14 APR 1989	1:17:07	3:55					
						17:53 (15)	36:00 (15)	54:28 (15)	1:13:09 (14)	18:41	3:58
15	576	PRIETO CASTAEDA Sara Mercedes	MEX	29 MAR 1989	1:18:56	5:44					
						17:35 (6)	35:18 (13)	54:26 (14)	1:14:29 (15)	20:03	4:27
16	161	GONG Lihua	CHN	10 MAY 1993	1:19:30	6:18					
						18:20 (16)	37:12 (16)	56:11 (16)	1:15:29 (16)	19:18	4:01
17	169	MEI Ying	CHN	14 SEP 1994	1:21:29	8:17					
						18:44 (19)	37:49 (18)	57:32 (18)	1:17:25 (17)	19:53	4:04
18	182	ZHOU Jing	CHN	24 JUN 1994	1:21:42	8:30					
						18:28 (17)	37:48 (17)	57:32 (17)	1:17:32 (18)	20:00	4:10




Detailed Results

Результаты

Rank	Bib	Name	Ctry code	Date of Birth	Result	Time Behind				
							5km	10km	15km	20km
19	375	RAUT Monika Fulchand	IND	28 JUN 1990	1:29:00	15:48				
							18:44 (18)	39:19 (19)	1:01:10 (19)	1:24:08 (19)
								20:35	21:51	22:58
										4:52
20	718	NGWENYA Thembeka	RSA	2 AUG 1988	1:32:24	19:12				
							19:19 (21)	40:18 (21)	1:02:56 (20)	1:27:13 (20)
								20:59	22:38	24:17
										5:11
	724	RAVHANDALALA Thitshaamba	RSA	31 OCT 1989	DNF					
							18:46 (20)	39:27 (20)	1:02:59 (21)	
								20:41	23:32	
	693	FRUMUZ Cristina Alexandra	ROU	19 FEB 1988	DNS					

Weather conditions	Temperature	Humidity	Conditions
Start of race:	20°C	61%	Sunny
End of race:	23°C	56%	Sunny

Legend			
DNF	Did not Finish	DNS	Did not Start
PB	Personal Best	SB	Season Best

Timing and Results provided by  **TISSOT**



Result Book

27th Summer Universiade in Kazan 2013



Athletics

Women's 10000m






Medallists

Медалисты

As of SO 7 JUL 2013

Medal	Name	Ctry
GOLD	SUZUKI Ayuko	JPN - Japan
SILVER	PROKOPYEVA Alina	RUS - Russian Federation
BRONZE	TSUDA Mai	JPN - Japan

Legend	
PB	Personal Best
SB	Season Best

Timing and Results provided by  **TISSOT**



Result Book

27th Summer Universiade in Kazan 2013



Athletics

Women's 10000m Final





Start list

Стартовый список


REVISED
7 JUL 17:34

UNIVERSIADE RECORD	31:46.43	GHICAN Viorica	ROU	Duisburg (GER)	29 AUG 1989
--------------------	----------	----------------	-----	----------------	-------------

Order	Bib	Name	Ctry code	Date of Birth	PB	SB	Result	Rank
1	440	SUZUKI Ayuko	JPN	8 OCT 1991	32:49.02	32:49.02		
2	680	ROCHA Carla Salome	POR	25 APR 1990	32:40.03	32:40.03		
3	1044	SKRYPAK Olga	UKR	2 DEC 1990	31:51.32	36:19.67		
4	445	TSUDA Mai	JPN	21 FEB 1993	32:54.25	32:54.25		
5	805	PUCHKOVA Natalia	RUS	28 JAN 1987	32:02.67	32:02.67		
6	106	JOHNS Rhiannon Ellen Joan	CAN	11 JUN 1990	33:29.99	33:29.99		
7	804	PROKOPYEVA Alina	RUS	16 AUG 1985	31:57.38	32:02.92		
8	266	TONNE Grete	EST	6 JAN 1990				
9	369	MUTTIYILTHODI DEVADAS Thara	IND	4 MAR 1994				
10	1015	CHEBET Annet	UGA	14 FEB 1991	36:47.95			
11	439	SHOJI Mai	JPN	9 DEC 1993	33:09.57			
12	784	LEONTEVA Natalia	RUS	5 JUL 1987	32:44.20	32:44.20		

Note:

Athlete SUN L. (CHN) removed from startlist.

Timing and Results provided by  **TISSOT**



Results
Результаты

REVISED
7 JUL 21:33

UNIVERSIADE RECORD 31:46.43 GHICAN Viorica ROU Duisburg (GER) 29 AUG 1989

Rank	Bib	Name	Ctry code	Date of Birth	Order	Result
1	440	SUZUKI Ayuko	JPN	8 OCT 1991	1	32:54.17
2	804	PROKOPYEVA Alina	RUS	16 AUG 1985	7	33:00.93
3	445	TSUDA Mai	JPN	21 FEB 1993	4	33:14.59
4	439	SHOJI Mai	JPN	9 DEC 1993	11	33:22.83
5	805	PUCHKOVA Natalia	RUS	28 JAN 1987	5	33:27.52
6	680	ROCHA Carla Salome	POR	25 APR 1990	2	33:44.27
7	1044	SKRYPAK Olga	UKR	2 DEC 1990	3	33:55.56 SB
8	784	LEONTEVA Natalia	RUS	5 JUL 1987	12	34:06.65
9	106	JOHNS Rhiannon Ellen Joan	CAN	11 JUN 1990	6	34:18.46
10	1015	CHEBET Annet	UGA	14 FEB 1991	10	34:24.20 PB
11	369	MUTTIYILTHODI DEVADAS Thara	IND	4 MAR 1994	9	36:23.77
12	266	TONNE Grete	EST	6 JAN 1990	8	37:58.19

Intermediate times:

1000m	3:21.75	805	PUCHKOVA Natalia (RUS)
2000m	6:45.32	805	PUCHKOVA Natalia (RUS)
3000m	10:10.69	805	PUCHKOVA Natalia (RUS)
4000m	13:31.29	805	PUCHKOVA Natalia (RUS)
5000m	16:53.71	805	PUCHKOVA Natalia (RUS)
6000m	20:12.02	440	SUZUKI Ayuko (JPN)
7000m	23:23.06	440	SUZUKI Ayuko (JPN)
8000m	26:34.57	440	SUZUKI Ayuko (JPN)
9000m	29:46.76	440	SUZUKI Ayuko (JPN)

Weather conditions


Temperature: 29 °C Humidity: 42 % Conditions: Partly cloudy

Note:

Time for Athlete TONNE, G. (EST) changed.

Legend

PB Personal Best SB Season Best

Timing and Results provided by  TISSOT



Result Book

27th Summer Universiade in Kazan 2013



Athletics

Women's 4 x 100m Relay





Medallists - Team

Медалисты - Команды

As of FRI 12 JUL 2013

Medal	Ctry	Name
GOLD	UKR - Ukraine	POVKH Olesya POGREBNIAK Natalia RYEMYEN Mariya PIATACHENKO Viktoriya
SILVER	USA - United States Of America	THOMAS Vashti SCOTT Aurieyall BARBER Jade JOHNSON Tristie
BRONZE	POL - Poland	POPOWICZ Marika WEDLER Weronika PTAK Ewelina KOLDEJ Malgorzata



Result Book

27th Summer Universiade in Kazan 2013



Athletics

Women's 4 x 100m Relay Round 1





Start list

Стартовый список

REVISED
11 JUL 12:27

UNIVERSIADE RECORD	42.40	USA	USA	Duisburg (FRG)	1989
---------------------------	--------------	------------	-----	----------------	------

HEAT 1 Start Time: 18:45

Lane	Ctry code	Ctry	Result	Rank
2	TPE	Chinese Taipei		
3	EST	Estonia		
4	SLE	Sierra Leone		
5	RUS	Russian Federation		
6	USA	United States Of America		
7	THA	Thailand		


HEAT 2 Start Time: 18:50

Lane	Ctry code	Ctry	Result	Rank
3	LTU	Lithuania		
4	POL	Poland		
5	GHA	Ghana		
6	SUI	Switzerland		
7	UKR	Ukraine		

Qualification: First 3 in each heat and 2 best performers advance to the Final

All Time Best Teams				2013 Best Teams			
40.82	USA	London (GBR)	10 AUG 2012	41.79	USA	Walnut CA (USA)	20 APR
41.37	GER	Canberra (AUS)	6 OCT 1985	42.42	JAM	Philadelphia PA (USA)	27 APR
41.41	JAM	London (GBR)	10 AUG 2012	42.62	UKR	Gateshead (GBR)	22 JUN
41.78	FRA	Paris (FRA)	30 AUG 2003	43.15	GER	Gateshead (GBR)	22 JUN
41.92	BAH	Sevilla (SPA)	29 AUG 1999	43.23	RUS	Gateshead (GBR)	22 JUN

Note: Team TPE added.

Timing and Results provided by  **TISSOT**



Results Summary

Итоговые результаты


UNIVERSIADE RECORD	42.40	USA	USA	Duisburg (FRG)	1989
--------------------	-------	-----	-----	----------------	------

Rank	Name	Ctry code	Heat	Lane	Position	Time
1	Ukraine	UKR	2	7	1	42.88 Q
2	Poland	POL	2	4	2	44.00 Q
3	United States Of America	USA	1	6	1	44.08 Q
4	Russian Federation	RUS	1	5	2	44.25 Q
5	Switzerland	SUI	2	6	3	44.72 Q
6	Chinese Taipei	TPE	1	2	3	45.11 Q
7	Thailand	THA	1	7	4	45.80 q
8	Ghana	GHA	2	5	4	49.41 q
9	Estonia	EST	1	3	5	51.91
	Lithuania	LTU	2	3		DNS
	Sierra Leone	SLE	1	4		DNS

Qualification: First 3 in each heat (Q) and 2 best performers (q) advance to the Final

Note:
These teams are sorted on performance.

Legend
DNS Did not Start Q Qualified by place q qualified by time

Timing and Results provided by  **TISSOT**



Start list

Стартовый список

UNIVERSIADE RECORD	42.40	USA	USA	Duisburg (FRG)	1989
--------------------	-------	-----	-----	----------------	------

Lane	Ctry code	Ctry Bib	Ctry Name	National Record	Season Best	Result	Rank
2	TPE		Chinese Taipei				
		973	SYU Yong-Jie				
		972	SHEN Wan-Zhen				
		968	KO Ching-Ting				
		970	LIAO Ching-Hsien				
3	EST		Estonia				
		247	KALEV Maarja				
		248	KALLAS Kulli				
		263	SAKKARIAS Annika				
		245	EERME Triin				
4	SLE		Sierra Leone				
5	RUS		Russian Federation				
		763	KASHINA Yulia				
		768	KOCHERZHOVA Anastasiia				
		840	YARUSHKINA Victoria				
		782	KUZINA Ekaterina				
6	USA		United States Of America				
		1066	THOMAS Vashti				
		1064	SCOTT Aurieyall				
		1054	BARBER Jade				
		1058	JOHNSON Tristie				
7	THA		Thailand				
		947	KANNIKOM Pimpika				
		953	THIPAT Supawan				
		954	WANNAKIT Tassaporn				
		949	PAKDEE Khanrutai				

Qualification: First 3 in each heat and 2 best performers advance to the Final

All Time Best Teams			
40.82	USA	London (GBR)	10 AUG 2012
41.37	GER	Canberra (AUS)	6 OCT 1985
41.41	JAM	London (GBR)	10 AUG 2012
41.78	FRA	Paris (FRA)	30 AUG 2003
41.92	BAH	Sevilla (SPA)	29 AUG 1999

2013 Best Teams		
41.79	USA	Walnut CA (USA) 20 APR
42.42	JAM	Philadelphia PA (USA) 27 APR
42.62	UKR	Gateshead (GBR) 22 JUN
43.15	GER	Gateshead (GBR) 22 JUN
43.23	RUS	Gateshead (GBR) 22 JUN



Results

Результаты

UNIVERSIADE RECORD	42.40	USA	USA	Duisburg (FRG)	1989
---------------------------	--------------	------------	-----	----------------	------

Rank	Bib	Ctry	Lane	Reaction time	Result
1		USA - United States Of America	6	0.149	44.08 Q
	1066	THOMAS Vashiti			
	1064	SCOTT Aurieyall			
	1054	BARBER Jade			
	1058	JOHNSON Tristie			
2		RUS - Russian Federation	5	0.172	44.25 Q
	763	KASHINA Yulia			
	768	KOCHERZHOVA Anastasiia			
	840	YARUSHKINA Victoria			
	782	KUZINA Ekaterina			
3		TPE - Chinese Taipei	2	0.165	45.11 Q
	973	SYU Yong-Jie			
	972	SHEN Wan-Zhen			
	968	KO Ching-Ting			
	970	LIAO Ching-Hsien			
4		THA - Thailand	7	0.162	45.80
	947	KANNIKOM Pimpika			
	953	THIPAT Supawan			
	954	WANNAKIT Tassaporn			
	949	PAKDEE Khanrutai			
5		EST - Estonia	3	0.215	51.91
	247	KALEV Maarja			
	248	KALLAS Kulli			
	263	SAKKARIAS Annika			
	245	EERME Triin			
		SLE - Sierra Leone	4		DNS


Qualification: First 3 in each heat (Q) and 2 best performers (q) advance to the Final

Weather conditions

Temperature: 26 °C Humidity: 47 % Conditions: Sunny

Legend

DNS Did not Start Q Qualified by place

Timing and Results provided by  **TISSOT**



Start list

Стартовый список

UNIVERSIADE RECORD	42.40	USA	USA	Duisburg (FRG)	1989
---------------------------	--------------	------------	-----	----------------	------

Lane	Ctry code	Bib	Ctry Name	National Record	Season Best	Result	Rank
3	LTU		Lithuania				
4	POL		Poland				
		668	POPOWICZ Marika				
		672	WEDLER Weronika				
		1051	PTAK Ewelina				
		1052	KOLDEJ Malgorzata				
5	GHA		Ghana				
		325	ABUBAKARI Asana				
		334	DUPEH Bless				
		339	SAGOE Adelaide				
		335	DZAMESI Abigail				
6	SUI		Switzerland				
		908	CURTI Joelle Inghina				
		918	SPRUNGER Lea				
		917	SPRUNGER Ellen				
		912	GOLAY Joelle Sarah				
7	UKR		Ukraine				
		1040	POVKH Olesya				
		1039	POGREBNIAK Natalia				
		1042	RYEMYEN Mariya				
		1037	PIATACHENKO Viktoriya				

Qualification: First 3 in each heat and 2 best performers advance to the Final

All Time Best Teams			
40.82	USA	London (GBR)	10 AUG 2012
41.37	GER	Canberra (AUS)	6 OCT 1985
41.41	JAM	London (GBR)	10 AUG 2012
41.78	FRA	Paris (FRA)	30 AUG 2003
41.92	BAH	Sevilla (SPA)	29 AUG 1999

2013 Best Teams		
41.79	USA	Walnut CA (USA) 20 APR
42.42	JAM	Philadelphia PA (USA) 27 APR
42.62	UKR	Gateshead (GBR) 22 JUN
43.15	GER	Gateshead (GBR) 22 JUN
43.23	RUS	Gateshead (GBR) 22 JUN



Results

Результаты

UNIVERSIADE RECORD	42.40	USA	USA	Duisburg (FRG)	1989
---------------------------	--------------	------------	-----	----------------	------

Rank	Bib	Ctry	Lane	Reaction time	Result
1		UKR - Ukraine	7	0.145	42.88 Q
	1040	POVKH Olesya			
	1039	POGREBNIAK Natalia			
	1042	RYEMYEN Mariya			
	1037	PIATACHENKO Viktoriya			
2		POL - Poland	4	0.179	44.00 Q
	668	POPOWICZ Marika			
	672	WEDLER Weronika			
	1051	PTAK Ewelina			
	1052	KOLDEJ Malgorzata			
3		SUI - Switzerland	6	0.201	44.72 Q
	908	CURTI Joelle Inglina			
	918	SPRUNGER Lea			
	917	SPRUNGER Ellen			
	912	GOLAY Joelle Sarah			
4		GHA - Ghana	5	0.264	49.41 q
	325	ABUBAKARI Asana			
	334	DUPEH Bless			
	339	SAGOE Adelaide			
	335	DZAMESI Abigail			
		LTU - Lithuania	3		DNS

Qualification: First 3 in each heat (Q) and 2 best performers (q) advance to the Final

Weather conditions

Temperature: 26 °C Humidity: 47 % Conditions: Sunny

Legend

DNS Did not Start **Q** Qualified by place **q** Qualified by time

Timing and Results provided by  **TISSOT**



Result Book

27th Summer Universiade in Kazan 2013



Athletics

Women's 4 x 100m Relay Final





Start list

Стартовый список

UNIVERSIADE RECORD	42.40	USA	USA	Duisburg (FRG)	1989
--------------------	-------	-----	-----	----------------	------

Lane	Ctry code	Ctry Name	Bib	National Record	Season Best	Result	Rank
1	GHA	Ghana					
			325	ABUBAKARI Asana			
			334	DUPEH Bless			
			339	SAGOE Adelaide			
			335	DZAMESI Abigail			
2	THA	Thailand					
			947	KANNIKOM Pimpika			
			953	THIPAT Supawan			
			954	WANNAKIT Tassaporn			
			949	PAKDEE Khanrutai			
3	RUS	Russian Federation					
			763	KASHINA Yulia			
			768	KOCHERZHOVA Anastasiia			
			840	YARUSHKINA Victoria			
			782	KUZINA Ekaterina			
4	USA	United States Of America					
			1066	THOMAS Vashti			
			1064	SCOTT Aurieyall			
			1054	BARBER Jade			
			1058	JOHNSON Tristie			
5	POL	Poland					
			668	POPOWICZ Marika			
			672	WEDLER Weronika			
			1051	PTAK Ewelina			
			1052	KOLDEJ Malgorzata			
6	UKR	Ukraine					
			1040	POVKH Olesya			
			1039	POGREBNIAK Natalia			
			1042	RYEMYEN Mariya			
			1037	PIATACHENKO Viktoriya			
7	SUI	Switzerland					
			908	CURTI Joelle Inglina			
			918	SPRUNGER Lea			
			917	SPRUNGER Ellen			
			912	GOLAY Joelle Sarah			
8	TPE	Chinese Taipei					
			973	SYU Yong-Jie			
			972	SHEN Wan-Zhen			
			968	KO Ching-Ting			
			970	LIAO Ching-Hsien			

All Time Best Teams			
40.82	USA	London (GBR)	10 AUG 2012
41.37	GER	Canberra (AUS)	6 OCT 1985
41.41	JAM	London (GBR)	10 AUG 2012
41.78	FRA	Paris (FRA)	30 AUG 2003
41.92	BAH	Sevilla (SPA)	29 AUG 1999

2013 Best Teams		
41.79	USA	Walnut CA (USA) 20 APR
42.42	JAM	Philadelphia PA (USA) 27 APR
42.62	UKR	Gateshead (GBR) 22 JUN
42.88	UKR	Kazan (RUS) 11 JUL
43.15	GER	Gateshead (GBR) 22 JUN
43.23	RUS	Gateshead (GBR) 22 JUN



Results
Результаты

REVISED
12 JUL 19:31

UNIVERSIADE RECORD	42.40	USA	USA	Duisburg (FRG)	1989
--------------------	-------	-----	-----	----------------	------

Rank	Bib	Ctry	Lane	Reaction time	Result
1		UKR - Ukraine	6	0.145	42.77
	1040	POVKH Olesya			
	1039	POGREBNIAK Natalia			
	1042	RYEMYEN Mariya			
	1037	PIATACHENKO Viktoriya			
2		USA - United States Of America	4	0.156	43.54
	1066	THOMAS Vashti			
	1064	SCOTT Aurieyall			
	1054	BARBER Jade			
	1058	JOHNSON Tristie			
3		POL - Poland	5	0.162	43.81
	668	POPOWICZ Marika			
	672	WEDLER Weronika			
	1051	PTAK Ewelina			
	1052	KOLDEJ Malgorzata			
4		RUS - Russian Federation	3	0.193	43.98
	763	KASHINA Yulia			
	768	KOCHERZHOVA Anastasiia			
	840	YARUSHKINA Victoria			
	782	KUZINA Ekaterina			
5		TPE - Chinese Taipei	8	0.175	45.16
	973	SYU Yong-Jie			
	972	SHEN Wan-Zhen			
	968	KO Ching-Ting			
	970	LIAO Ching-Hsien			
6		THA - Thailand	2	0.175	46.66
	947	KANNIKOM Pimpika			
	953	THIPAT Supawan			
	954	WANNAKIT Tassaporn			
	949	PAKDEE Khanrutai			
7		GHA - Ghana	1	0.248	50.37
	325	ABUBAKARI Asana			
	334	DUPEH Bless			
	339	SAGOE Adelaide			
	335	DZAMESI Abigail			
		SUI - Switzerland	7	0.152	DQ R 170.14
	908	CURTI Joelle Inglima			
	918	SPRUNGER Lea			
	917	SPRUNGER Ellen			
	912	GOLAY Joelle Sarah			



Results
Результаты

REVISED
12 JUL 19:31

Weather conditions


Temperature: 26 °C Humidity: 39 % Conditions: Partly cloudy

Note:

IAAF Rule 170.14 - early / late take-over

Legend

DQ Disqualified

Timing and Results provided by  TISSOT



Result Book

27th Summer Universiade in Kazan 2013



Athletics

Women's 4 x 400m Relay





Medallists - Team

Медалисты - Команды

As of FRI 12 JUL 2013

Medal	Ctry	Name
GOLD	RUS - Russian Federation	TAMKOVA Alena KOTLYAROVA Nadezhda REZHINA Ekaterina USTALOVA Ksenia
SILVER	CAN - Canada	MONTCALM Noelle WELLS Sarah-Lynn CROFTS Helen Joan BROWN Alicia Christina
BRONZE	RSA - South Africa	VAN DER MERWE Sonja NIENABER Arista PALFRAMAN Justine EBERSOHN Anneri



Result Book

27th Summer Universiade in Kazan 2013



Athletics

Women's 4 x 400m Relay Final





Start list

Стартовый список

UNIVERSIADE RECORD	3:24.97	USSR	URS	Edmonton (CAN)	1983
--------------------	---------	------	-----	----------------	------

Lane	Ctry code	Ctry Bib	Ctry Name	National Record	Season Best	Result	Rank
2	UGA		Uganda				
3	RUS		Russian Federation				
		832	TAMKOVA Alena				
		774	KOTLYAROVA Nadezhda				
		806	RENZHINA Ekaterina				
		839	USTALOVA Ksenia				
4	RSA		South Africa				
		729	VAN DER MERWE Sonja				
		719	NIENABER Arista				
		722	PALFRAMAN Justine				
		709	EBERSOHN Anneri				
5	POL		Poland				
		665	LINKIEWICZ Joanna				
		671	URBANIK Danuta				
		657	BRONIATOWSKA Katarzyna				
		656	BEDNAREK Agata				
6	CAN		Canada				
		115	MONTCALM Noelle				
		134	WELLS Sarah-Lynn				
		95	CROFTS Helen Joan				
		92	BROWN Alicia Christina				
7	TUR		Turkey				
		999	YILDIRIM Derya				
		976	AKIN Ozge				
		995	REDIF Meliz				
		977	APAK Sema				

All Time Best Teams			
3:15.17	URS	Seoul (KOR)	1 OCT 1988
3:15.51	USA	Seoul (KOR)	1 OCT 1988
3:15.92	GDR	Erfurt (GER)	3 JUN 1984
3:18.71	JAM	Daegu (KOR)	3 SEP 2011
3:20.04	GBR	Osaka (JPN)	2 SEP 2007
3:20.32	TCH	Helsinki (FIN)	14 AUG 1983
3:21.04	NIG	Atlanta GA (USA)	3 AUG 1996
3:21.21	CAN	Los Angeles CA (USA)	11 AUG 1984
3:21.85	BLR	Beijing (CHN)	23 AUG 2008
3:21.94	UKR	Kyiv (UKR)	17 JUL 1986

2013 Best Teams			
3:22.66	USA	Philadelphia PA (USA)	27 APR
3:22.68	GBR	Philadelphia PA (USA)	27 APR
3:24.11	JAM	Philadelphia PA (USA)	27 APR



Results

Результаты

UNIVERSIADE RECORD	3:24.97	USSR	URS	Edmonton (CAN)	1983
--------------------	---------	------	-----	----------------	------

Rank	Bib	Ctry	Lane	Reaction time			Result	
1	RUS - Russian Federation		3	0.218			3:26.61	
	832	TAMKOVA Alena			52.6	(1)		
	774	KOTLYAROVA Nadezhda			50.9	(1)		1:43.65 (1)
	806	RENZHINA Ekaterina			52.12	(1)		2:35.77 (1)
	839	USTALOVA Ksenia			50.84	(1)		
2	CAN - Canada		6	0.277			3:32.93	
	115	MONTCALM Noelle			54.0	(3)		
	134	WELLS Sarah-Lynn			51.8	(2)		1:45.97 (2)
	95	CROFTS Helen Joan			53.71	(2)		2:39.68 (2)
	92	BROWN Alicia Christina			53.25	(2)		
3	RSA - South Africa		4	0.189			3:36.05	
	729	VAN DER MERWE Sonja			53.7	(2)		
	719	NIENABER Arista			53.8	(4)		1:47.65 (3)
	722	PALFRAMAN Justine			54.06	(3)		2:41.71 (3)
	709	EBERSOHN Anneri			54.34	(3)		
4	TUR - Turkey		7	0.256			3:40.68	
	999	YILDIRIM Derya			55.6	(5)		
	976	AKIN Ozge			53.5	(3)		1:49.19 (4)
	995	REDIF Meliz			54.60	(4)		2:43.79 (4)
	977	APAK Sema			56.89	(5)		
5	POL - Poland		5	0.248			3:45.62	
	665	LINKIEWICZ Joanna			54.1	(4)		
	671	URBANIK Danuta			56.6	(5)		1:50.87 (5)
	657	BRONIATOWSKA Katarzyna			1:00.29	(5)		2:51.16 (5)
	656	BEDNAREK Agata			54.46	(4)		
	UGA - Uganda		2				DNS	

Weather conditions


Temperature: 26 °C Humidity: 39 % Conditions: Sunny

Note:

Individual split times added.

Legend

DNS Did not Start

Timing and Results provided by  **TISSOT**



Result Book

27th Summer Universiade in Kazan 2013



Athletics

Women's Team Half Marathon





Medallists - Team

Медалисты - Команды

As of FRI 12 JUL 2013

Medal	Ctry	Name
GOLD	JPN - Japan	TSUDA Mai OKUNO Yukiko SUZUKI Hitomi MITSUI Ayako UENO Yasuka
SILVER	RUS - Russian Federation	PROKOPYEVA Alina LEBEDEVA Lyudmila SEDOVA Elena NOVICHKOVA Natalia GALIMOVA Valentina
BRONZE	CHN - P.R. China	SUN Lamei GONG Lihua MEI Ying ZHOU Jing



Result Book

27th Summer Universiade in Kazan 2013



Athletics

Women's Heptathlon






Final Results

Результаты

REVISED
13 APR 15:14

HEPTATHLON UNIVERSIADE RECORD 6847 TURCHINSKAYA Larisa RUS Duisburg (GER) 29 AUG 1989

Rank	Bib	Name	Ctry code	100H	HJ	SP	200m	LJ	JT	800m	Points	Points Behind Leader
1	502	IKAUNIECE Laura	LAT	13.85 (+1.6) 1000 (1)	1.80 978 (4)	12.88 719 (6)	24.08 (+0.8) 973 (2)	6.20 (+0.4) 912 (2)	48.67 834 (4)	2:14.10 905 (3)	6321	SB
					1978 (3)	2697 (4)	3670 (2)	4582 (1)	5416 (1)	6321 (1)		
2	355	ZSIVOCZKY-FARKAS Gyorgyi	HUN	13.97 (+1.8) 983 (3)	1.83 1016 (2)	13.60 767 (3)	25.43 (+0.8) 848 (7)	6.32 (+1.2) 949 (1)	49.23 845 (3)	2:17.26 861 (4)	6269	52 PB
					1999 (2)	2766 (2)	3614 (4)	4563 (2)	5408 (2)	6269 (2)		
3	213	KLUCINOVA Eliska	CZE	14.12 (+0.8) 961 (5)	1.86 1054 (1)	13.57 765 (4)	24.71 (+2.7) 914 (4)	5.97 (+2.3) 840 (6)	43.33 731 (6)	2:17.40 859 (6)	6124	197
					2015 (1)	2780 (1)	3694 (1)	4534 (3)	5265 (3)	6124 (3)		
4	816	SAVITSKAIA Kristina	RUS	13.97 (+1.6) 983 (3)	1.77 941 (6)	14.42 822 (1)	25.12 (+2.7) 876 (6)	6.19 (+1.5) 908 (3)	43.36 732 (5)	2:19.26 834 (8)	6096	225
					1924 (5)	2746 (3)	3622 (3)	4530 (4)	5262 (4)	6096 (4)		
5	626	MARCUSSEN Ida	NOR	14.30 (+0.8) 936 (8)	1.71 867 (8)	13.28 746 (5)	24.98 (+2.7) 889 (5)	6.00 (+1.6) 850 (5)	49.63 853 (2)	2:12.70 925 (1)	6066	255
					1803 (6)	2549 (6)	3438 (5)	4288 (5)	5141 (5)	6066 (5)		
6	252	KLAUP Mari	EST	14.21 (+1.6) 949 (6)	1.80 978 (4)	12.29 680 (9)	25.74 (+0.8) 820 (11)	5.73 (+0.1) 768 (7)	50.14 863 (1)	2:23.31 779 (11)	5837	484
					1927 (4)	2607 (5)	3427 (6)	4195 (6)	5058 (6)	5837 (6)		
7	114	MCINTOSH Rachael Dawn	CAN	14.29 (+1.8) 938 (7)	1.65 795 (11)	12.38 686 (8)	25.58 (-0.2) 834 (9)	5.69 (+2.0) 756 (9)	39.69 661 (7)	2:13.18 919 (2)	5589	732 PB
					1733 (10)	2419 (8)	3253 (9)	4009 (9)	4670 (8)	5589 (7)		
8	27	STANWELL Sophie	AUS	14.78 (+1.6) 871 (12)	1.68 830 (10)	11.03 597 (10)	23.90 (+0.8) 990 (1)	6.03 (+1.9) 859 (4)	32.09 516 (11)	2:17.70 855 (7)	5518	803
					1701 (12)	2298 (12)	3288 (8)	4147 (7)	4663 (9)	5518 (8)		
9	238	GINES SANCHEZ Laura	ESP	14.58 (+0.8) 898 (10)	1.71 867 (8)	13.74 777 (2)	25.44 (-0.2) 847 (8)	5.33 (+1.4) 651 (14)	38.36 636 (9)	2:23.03 783 (10)	5459	862 SB
					1765 (8)	2542 (7)	3389 (7)	4040 (8)	4676 (7)	5459 (9)		
10	711	ERWEE Bianca	RSA	14.94 (+0.8) 850 (14)	1.74 903 (7)	10.96 592 (11)	25.75 (+2.7) 819 (12)	5.72 (-0.1) 765 (8)	39.44 657 (8)	2:22.87 785 (9)	5371	950
					1753 (9)	2345 (11)	3164 (12)	3929 (10)	4586 (10)	5371 (10)		
11	627	MYRMEL Lene Secher	NOR	13.87 (+1.6) 997 (2)	1.65 795 (11)	10.66 573 (13)	25.94 (-0.2) 802 (14)	5.52 (-0.2) 706 (10)	35.37 579 (10)	2:17.29 861 (5)	5313	1008
					1792 (7)	2365 (9)	3167 (11)	3873 (11)	4452 (11)	5313 (11)		
12	488	JEONG Yeonjin	KOR	14.33 (+1.8) 932 (9)	1.65 795 (11)	9.33 486 (15)	26.72 (+2.7) 735 (16)	5.49 (+1.6) 697 (12)	31.30 501 (12)	2:25.82 746 (13)	4892	1429
					1727 (11)	2213 (13)	2948 (14)	3645 (12)	4146 (12)	4892 (12)		
13	205	PORRAS Ana	CRC	14.74 (+1.8) 876 (11)	1.59 724 (17)	10.61 569 (14)	26.42 (+0.8) 761 (15)	5.44 (+1.0) 683 (13)	24.09 365 (14)	2:24.40 765 (12)	4743	1578 PB
					1600 (16)	2169 (15)	2930 (15)	3613 (13)	3978 (13)	4743 (13)		
14	4	ROGERS Dee-Ann	ANU	14.97 (+0.8) 846 (15)	1.62 759 (15)	7.83 388 (17)	25.91 (-0.2) 805 (13)	5.52 (+0.7) 706 (10)	21.18 311 (16)	2:33.52 649 (15)	4464	1857 NR
					1605 (14)	1993 (16)	2798 (16)	3504 (14)	3815 (14)	4464 (14)		
15	594	KRUGER Corlia	NAM	15.81 (+0.8) 738 (16)	1.62 759 (15)	8.89 457 (16)	27.13 (+2.7) 701 (17)	5.03 (+1.3) 567 (15)	24.24 368 (13)	2:33.02 656 (14)	4246	2075
					1497 (17)	1954 (17)	2655 (17)	3222 (15)	3590 (15)	4246 (15)		

Timing and Results provided by  TISSOT




Final Results
Результаты

REVISED
13 APR 15:14

Rank	Bib	Name	Ctry code	100H	HJ	SP	200m	LJ	JT	800m	Points	Points Behind Leader
16	650	RAZIA Razia	PAK	18.98 (+1.8) 392 (18)	1.29	7.18	29.25 (-0.2)	4.27 (+1.3)	23.98	3:01.84	2756	3565
				791 (18)		1138 (18)	1674 (18)	2045 (16)	2408 (16)	2756 (16)		
	209	CACHOVA Katerina	CZE	17.11 (+1.6) 584 (17)	1.83	10.71	24.61 (+0.8) 923 (3)	DNS			DNF	
				1600 (15)		2176 (14)	3099 (13)					
	696	NAGY Judit	ROU	14.87 (+1.8) 859 (13)	1.65	12.50	25.71 (+2.7) 823 (10)	DNS			DNF	
				1654 (13)		2348 (10)	3171 (10)					
	750	CHERNOVA Tatiana	RUS	DQ	DQ	DQ	DQ	DQ	DQ	DQ	DQ	R 32.2

Note:
IAAF Rule 32.2 - anti-doping rule violation
CAS Decision of 29th November 2016

Legend	
DNF Did Not Finish	DNS Did Not Start
HJ High Jump	JT Javelin Throw
PB Personal Best	Prog. Progressive
SP Shot Put	DQ Disqualified
	LJ Long Jump
	Pts Points
	H Hurdles
	NR National Record
	SB Season Best

Timing and Results provided by  **TISSOT**



Medallists
Медалисты

REVISED
27 JUN 0:03

As of WED 27 JUN 2018

Medal	Name	Ctry
GOLD	IKAUNIECE Laura	LAT - Latvia
SILVER	ZSIVOCZKY-FARKAS Gyorgyi	HUN - Hungary
BRONZE	KLUCINOVA Eliska	CZE - Czech Republic



Result Book

27th Summer Universiade in Kazan 2013



Athletics

Women's Heptathlon 100m Hurdles





Start list

Стартовый список

HEPTATHLON UNIVERSIADE RECORD	6847	TURCHINSKAYA Larisa	RUS	Duisburg (GER)	29 AUG 1989
-------------------------------	------	---------------------	-----	----------------	-------------

HEP. HEAT 1 Start Time: 10:30

Lane	Bib	Name	Ctry code	Date of Birth	PB	SB	Result	Rank
2	114	MCINTOSH Rachael Dawn	CAN	17 JAN 1991				
3	355	ZSIVOCZKY-FARKAS Gyorgyi	HUN	13 FEB 1985				
4	488	JEONG Yeonjin	KOR	25 MAR 1992				
5	650	RAZIA Razia	PAK	20 JUN 1991				
6	205	PORRAS Ana	CRC	21 SEP 1991				
7	696	NAGY Judit	ROU	14 SEP 1989				

HEP. HEAT 2 Start Time: 10:36

Lane	Bib	Name	Ctry code	Date of Birth	PB	SB	Result	Rank
2	594	KRUGER Corlia	NAM	14 SEP 1992				
3	4	ROGERS Dee-Ann	ANU	13 JAN 1993				
4	750	CHERNOVA Tatiana	RUS	29 JAN 1988				
5	238	GINES SANCHEZ Laura	ESP	11 JUN 1986				
6	711	ERWEE Bianca	RSA	4 MAR 1990				
7	213	KLUCINOVA Eliska	CZE	14 APR 1988				
8	626	MARCUSSEN Ida	NOR	1 NOV 1987				

HEP. HEAT 3 Start Time: 10:42

Lane	Bib	Name	Ctry code	Date of Birth	PB	SB	Result	Rank
2	627	MYRMEL Lene Secher	NOR	18 MAY 1986				
3	27	STANWELL Sophie	AUS	8 JUN 1991				
4	502	IKAUNIECE Laura	LAT	31 MAY 1992				
5	209	CACHOVA Katerina	CZE	26 FEB 1990				
6	252	KLAUP Mari	EST	27 FEB 1990				
7	816	SAVITSKAIA Kristina	RUS	10 JUN 1991				

Scoring Table

Performance	Points	Performance	Points	Performance	Points	Performance	Points	Performance	Points
12.19	1249	13.00	1124	13.85	1000	14.75	875	15.71	750
12.35	1224	13.17	1099	14.03	974	14.94	850	15.91	725
12.51	1199	13.33	1075	14.20	950	15.13	825	16.12	700
12.67	1175	13.50	1050	14.38	925	15.32	800	16.33	674
12.83	1150	13.68	1024	14.57	899	15.52	774	16.54	649



Results
Результаты

REVISED
13 APR 14:54

HEPTATHLON UNIVERSIADE RECORD 6847 TURCHINSKAYA Larisa RUS Duisburg (GER) 29 AUG 1989

HEP. HEAT 1 Start Time: 10:30 Wind: +1.8 m/s

Rank	Bib	Name	Ctry code	Date of Birth	Lane	Reaction time	Result	Points
1	355	ZSIVOCZKY-FARKAS Gyorgyi	HUN	13 FEB 1985	3	0.213	13.97	983
2	114	MCINTOSH Rachael Dawn	CAN	17 JAN 1991	2	0.177	14.29	938
3	488	JEONG Yeonjin	KOR	25 MAR 1992	4	0.175	14.33	932
4	205	PORRAS Ana	CRC	21 SEP 1991	6	0.226	14.74	876
5	696	NAGY Judit	ROU	14 SEP 1989	7	0.345	14.87	859
6	650	RAZIA Razia	PAK	20 JUN 1991	5	0.380	18.98	392

HEP. HEAT 2 Start Time: 10:36 Wind: +0.8 m/s

Rank	Bib	Name	Ctry code	Date of Birth	Lane	Reaction time	Result	Points
1	213	KLUCINOVA Eliska	CZE	14 APR 1988	7	0.209	14.12	961
2	626	MARCUSSEN Ida	NOR	1 NOV 1987	8	0.246	14.30	936
3	238	GINES SANCHEZ Laura	ESP	11 JUN 1986	5	0.237	14.58	898
4	711	ERWEE Bianca	RSA	4 MAR 1990	6	0.226	14.94	850
5	4	ROGERS Dee-Ann	ANU	13 JAN 1993	3	0.206	14.97	846
6	594	KRUGER Corlia	NAM	14 SEP 1992	2	0.170	15.81	738
	750	CHERNOVA Tatiana	RUS	29 JAN 1988	4	0.173	DQ	0 R 32.2

HEP. HEAT 3 Start Time: 10:42 Wind: +1.6 m/s


Rank	Bib	Name	Ctry code	Date of Birth	Lane	Reaction time	Result	Points
1	502	IKAUNIECE Laura	LAT	31 MAY 1992	4	0.157	13.85	1000
2	627	MYRMEL Lene Secher	NOR	18 MAY 1986	2	0.184	13.87	997
3	816	SAVITSKAIA Kristina	RUS	10 JUN 1991	7	0.185	13.97	983
4	252	KLAUP Mari	EST	27 FEB 1990	6	0.167	14.21	949
5	27	STANWELL Sophie	AUS	8 JUN 1991	3	0.196	14.78	871
6	209	CACHOVA Katerina	CZE	26 FEB 1990	5	0.193	17.11	584

Weather conditions at the beginning of the 1st heat

Temperature: 22 °C Humidity: 69 % Conditions: Partly cloudy

Note:
IAAF Rule 32.2 - anti-doping rule violation
CAS Decision of 29th November 2016

Legend
DQ Disqualified Fn False start

Timing and Results provided by  TISSOT



Results

Результаты

HEPTATHLON UNIVERSIADE RECORD	6847	TURCHINSKAYA Larisa	RUS	Duisburg (GER)	29 AUG 1989
-------------------------------	------	---------------------	-----	----------------	-------------

Wind: +1.8m/s


Rank	Bib	Name	Ctry code	Lane	Reaction time	Result	Points (Tot. Pts)
1	355	ZSIVOCZKY-FARKAS Gyorgyi	HUN	3	0.213	13.97	983 (983)
2	114	MCINTOSH Rachael Dawn	CAN	2	0.177	14.29	938 (938)
3	488	JEONG Yeonjin	KOR	4	0.175	14.33	932 (932)
4	205	PORRAS Ana	CRC	6	0.226	14.74	876 (876)
5	696	NAGY Judit	ROU	7	0.345	14.87	859 (859)
6	650	RAZIA Razia	PAK	5	0.380	18.98	392 (392)

Weather conditions

Temperature: 22 °C Humidity: 69 % Conditions: Partly cloudy

Legend

Fn False start **Tot. Pts** Total Points

Timing and Results provided by  **TISSOT**



Results
Результаты

REVISED
13 APR 14:53

HEPTATHLON UNIVERSIADE RECORD	6847	TURCHINSKAYA Larisa	RUS	Duisburg (GER)	29 AUG 1989
-------------------------------	------	---------------------	-----	----------------	-------------

Wind: +0.8m/s

Rank	Bib	Name	Ctry code	Lane	Reaction time	Result	Points (Tot. Pts)
1	213	KLUCINOVA Eliska	CZE	7	0.209	14.12	961 (961)
2	626	MARCUSSEN Ida	NOR	8	0.246	14.30	936 (936)
3	238	GINES SANCHEZ Laura	ESP	5	0.237	14.58	898 (898)
4	711	ERWEE Bianca	RSA	6	0.226	14.94	850 (850)
5	4	ROGERS Dee-Ann	ANU	3	0.206	14.97	846 (846)
6	594	KRUGER Corlia	NAM	2	0.170	15.81	738 (738)
	750	CHERNOVA Tatiana	RUS	4	0.173	DQ R 32.2	0 (0)

Weather conditions


Temperature: 22 °C Humidity: 69 % Conditions: Partly cloudy

Note:

IAAF Rule 32.2 - anti-doping rule violation
CAS Decision of 29th November 2016

Legend

DQ Disqualified Fn False start Tot. Pts Total Points

Timing and Results provided by  TISSOT



Results

Результаты

HEPTATHLON UNIVERSIADE RECORD	6847	TURCHINSKAYA Larisa	RUS	Duisburg (GER)	29 AUG 1989
-------------------------------	------	---------------------	-----	----------------	-------------

Wind: +1.6m/s

Rank	Bib	Name	Ctry code	Lane	Reaction time	Result	Points (Tot. Pts)
1	502	IKAUNIECE Laura	LAT	4	0.157	13.85	1000 (1000)
2	627	MYRMEL Lene Secher	NOR	2	0.184	13.87	997 (997)
3	816	SAVITSKAIA Kristina	RUS	7	0.185	13.97	983 (983)
4	252	KLAUP Mari	EST	6	0.167	14.21	949 (949)
5	27	STANWELL Sophie	AUS	3	0.196	14.78	871 (871)
6	209	CACHOVA Katerina	CZE	5	0.193	17.11	584 (584)

Weather conditions

Temperature: 22 °C Humidity: 69 % Conditions: Partly cloudy

Legend

Fn False start **Tot. Pts** Total Points

Timing and Results provided by  **TISSOT**



Result Book

27th Summer Universiade in Kazan 2013



Athletics

Women's Heptathlon High Jump





Start list

Стартовый список

HEPTATHLON UNIVERSIADE RECORD	6847	TURCHINSKAYA Larisa	RUS	Duisburg (GER)	29 AUG 1989
-------------------------------	------	---------------------	-----	----------------	-------------

Order	Bib	Name	Ctry code	Date of Birth	PB	SB	1.44	1.47	1.50	1.53	1.56	1.59	1.62	Result	Rank
							1.65	1.68	1.71	1.74	1.77	1.80	1.83		
							1.86	1.89							
1	650	RAZIA Razia	PAK	20 JUN 1991											
2	238	GINES SANCHEZ Laura	ESP	11 JUN 1986											
3	252	KLAUP Mari	EST	27 FEB 1990											
4	816	SAVITSKAIA Kristina	RUS	10 JUN 1991											
5	488	JEONG Yeonjin	KOR	25 MAR 1992											
6	114	MCINTOSH Rachael Dawn	CAN	17 JAN 1991											
7	213	KLUCINOVA Eliska	CZE	14 APR 1988											
8	27	STANWELL Sophie	AUS	8 JUN 1991											
9	502	IKAUNIECE Laura	LAT	31 MAY 1992											
10	627	MYRMEL Lene Secher	NOR	18 MAY 1986											

Scoring Table

Performance	Points	Performance	Points	Performance	Points	Performance	Points	Performance	Points
2.00	1237	1.91	1119	1.81	991	1.71	867	1.61	747
1.99	1224	1.89	1093	1.79	966	1.69	842	1.59	724
1.97	1198	1.87	1067	1.77	941	1.67	818	1.56	689
1.95	1171	1.85	1041	1.75	916	1.65	795	1.54	666
1.93	1145	1.83	1016	1.73	891	1.63	771	1.52	644



Results

Результаты

HEPTATHLON UNIVERSIADE RECORD 6847 TURCHINSKAYA Larisa RUS Duisburg (GER) 29 AUG 1989


Rank	Bib	Name	Ctry code	Date of Birth	SB	1.29	1.32	1.44	1.47	1.50	1.53	1.56	Result	Points (Tot. Pts)
						1.59	1.62	1.65	1.68	1.71	1.74	1.77		
1	213	KLUCINOVA Eliska	CZE	14 APR 1988		-	-	-	-	-	-	-	1.86	1054
						-	-	-	0	0	0	0		(2015)
						0	XO	XXO	XXX					
2	502	IKAUNIECE Laura	LAT	31 MAY 1992		-	-	-	-	-	-	-	1.80	978
						-	-	-	0	0	0	0		(1978)
						0	XXX							
3	252	KLAUP Mari	EST	27 FEB 1990		-	-	-	-	-	-	-	1.80	978
						-	-	0	0	0	XO	0		(1927)
						XXO	XXX							
4	816	SAVITSKAIA Kristina	RUS	10 JUN 1991		-	-	-	-	-	-	-	1.77	941
						-	-	-	0	XO	0	0		(1924)
						XXX								
5	238	GINES SANCHEZ Laura	ESP	11 JUN 1986		-	-	-	-	-	-	0	1.71	867
						0	0	0	0	0	XXX			(1765)
6	27	STANWELL Sophie	AUS	8 JUN 1991		-	-	-	-	-	-	-	1.68	830
						-	0	0	XO	XXX				(1701)
7	114	MCINTOSH Rachael Dawn	CAN	17 JAN 1991		-	-	-	-	-	-	-	1.65	795
						-	0	0	XXX					(1733)
8	627	MYRMEL Lene Secher	NOR	18 MAY 1986		-	-	-	-	-	0	0	1.65	795
						0	XXO	XO	XXX					(1792)
9	488	JEONG Yeonjin	KOR	25 MAR 1992		-	-	-	-	0	-	0	1.65	795
						XO	0	XXO	XXX					(1727)
10	650	RAZIA Razia	PAK	20 JUN 1991		0	XXX						1.29	399
														(791)

Weather conditions

Temperature: 25 °C Humidity: 48 % Conditions: Partly cloudy

Legend

- Pass o Clearance x Failure

Timing and Results provided by  TISSOT



Start list

Стартовый список

HEPTATHLON UNIVERSIADE RECORD	6847	TURCHINSKAYA Larisa	RUS	Duisburg (GER)	29 AUG 1989
-------------------------------	------	---------------------	-----	----------------	-------------

Order	Bib	Name	Ctry code	Date of Birth	PB	SB	1.44	1.47	1.50	1.53	1.56	1.59	1.62	Result	Rank
							1.65	1.68	1.71	1.74	1.77	1.80	1.83		
							1.86	1.89							
1	750	CHERNOVA Tatiana	RUS	29 JAN 1988											
2	711	ERWEE Bianca	RSA	4 MAR 1990											
3	355	ZSIVOCZKY-FARKAS Gyorgyi	HUN	13 FEB 1985											
4	594	KRUGER Corlia	NAM	14 SEP 1992											
5	4	ROGERS Dee-Ann	ANU	13 JAN 1993											
6	205	PORRAS Ana	CRC	21 SEP 1991											
7	626	MARCUSSEN Ida	NOR	1 NOV 1987											
8	209	CACHOVA Katerina	CZE	26 FEB 1990											
9	696	NAGY Judit	ROU	14 SEP 1989											

Performance	Points	Performance	Points	Performance	Points	Performance	Points	Performance	Points
2.00	1237	1.91	1119	1.81	991	1.71	867	1.61	747
1.99	1224	1.89	1093	1.79	966	1.69	842	1.59	724
1.97	1198	1.87	1067	1.77	941	1.67	818	1.56	689
1.95	1171	1.85	1041	1.75	916	1.65	795	1.54	666
1.93	1145	1.83	1016	1.73	891	1.63	771	1.52	644



Results
Результаты

REVISED
13 APR 14:56

HEPTATHLON UNIVERSIADE RECORD 6847 TURCHINSKAYA Larisa RUS Duisburg (GER) 29 AUG 1989

Rank	Bib	Name	Ctry code	Date of Birth	SB	1.29	1.32	1.44	1.47	1.50	1.53	1.56	Result	Points (Tot. Pts)
						1.59	1.62	1.65	1.68	1.71	1.74	1.77		
						1.80	1.83	1.86	1.89					
1	209	CACHOVA Katerina	CZE	26 FEB 1990		-	-	-	-	-	-	-	1.83	1016 (1600)
						-	-	-	-	-	-	-		
						XO	O	XXX						
2	355	ZSIVOCZKY-FARKAS Gyorgyi	HUN	13 FEB 1985		-	-	-	-	-	-	-	1.83	1016 (1999)
						-	-	O	-	O	O	O		
						XO	XXO	XXX						
3	711	ERWEE Bianca	RSA	4 MAR 1990		-	-	-	-	-	-	-	1.74	903 (1753)
						-	O	O	O	O	O	XXX		
4	626	MARCUSSEN Ida	NOR	1 NOV 1987		-	-	-	-	-	-	-	1.71	867 (1803)
						-	O	O	XO	XO	XXX			
5	696	NAGY Judit	ROU	14 SEP 1989		-	-	-	-	-	-	O	1.65	795 (1654)
						-	XO	O	XXX					
6	594	KRUGER Corlia	NAM	14 SEP 1992		-	-	-	-	O	O	O	1.62	759 (1497)
						-	O	XXX						
7	4	ROGERS Dee-Ann	ANU	13 JAN 1993		-	-	-	-	-	O	O	1.62	759 (1605)
						XO	O	XXX						
8	205	PORRAS Ana	CRC	21 SEP 1991		-	-	-	-	O	O	O	1.59	724 (1600)
						O	XXX							
	750	CHERNOVA Tatiana	RUS	29 JAN 1988		-	-	-	-	-	-	-	DQ	0 (0)
						-	-	-	-	O	O	O		R 32.2
						XO	O	XXO	XXX					

Weather conditions


Temperature: 25 °C Humidity: 48 % Conditions: Partly cloudy

Note:

IAAF Rule 32.2 - anti-doping rule violation
CAS Decision of 29th November 2016

Legend

- Pass DQ Disqualified o Clearance x Failure

Timing and Results provided by  TISSOT



Result Book

27th Summer Universiade in Kazan 2013



Athletics

Women's Heptathlon Shot Put





Start list

Стартовый список

HEPTATHLON UNIVERSIADE RECORD	6847	TURCHINSKAYA Larisa	RUS	Duisburg (GER)	29 AUG 1989
WORLD BEST	17.31m	SKUJYTE Austra	LTU	London (GBR)	3 AUG 2012

Order	Bib	Name	Ctry code	Date of Birth	PB	SB	1	2	3	Result	Rank
1	205	PORRAS Ana	CRC	21 SEP 1991							
2	4	ROGERS Dee-Ann	ANU	13 JAN 1993							
3	355	ZSIVOCZKY-FARKAS Gyorgyi	HUN	13 FEB 1985							
4	209	CACHOVA Katerina	CZE	26 FEB 1990							
5	750	CHERNOVA Tatiana	RUS	29 JAN 1988							
6	696	NAGY Judit	ROU	14 SEP 1989							
7	711	ERWEE Bianca	RSA	4 MAR 1990							
8	626	MARCUSSEN Ida	NOR	1 NOV 1987							
9	594	KRUGER Corlia	NAM	14 SEP 1992							

Scoring Table

Performance	Points	Performance	Points	Performance	Points	Performance	Points	Performance	Points
20.75	1250	18.92	1125	17.07	1000	15.21	875	13.34	750
20.39	1225	18.55	1100	16.70	975	14.84	850	12.96	725
20.02	1200	18.18	1075	16.33	950	14.46	825	12.59	700
19.65	1175	17.81	1050	15.96	925	14.09	800	12.21	675
19.29	1150	17.44	1025	15.58	900	13.72	775	11.83	650



Results
Результаты

REVISED
13 APR 14:58

HEPTATHLON UNIVERSIADE RECORD	6847 TURCHINSKAYA Larisa	RUS	Duisburg (GER)	29 AUG 1989
WORLD BEST	17.31m SKUJYTE Austra	LTU	London (GBR)	3 AUG 2012

Rank	Bib Name	Ctry code	1	2	3	Result	Points (Tot. Pts)
1	355 ZSIVOCZKY-FARKAS Gyorgyi	HUN	12.78	13.51	13.60	13.60	767 (2766)
2	626 MARCUSSEN Ida	NOR	12.82	13.28	13.22	13.28	746 (2549)
3	696 NAGY Judit	ROU	12.50	12.02	12.22	12.50	694 (2348)
4	711 ERWEE Bianca	RSA	10.96	10.49	10.36	10.96	592 (2345)
5	209 CACHOVA Katerina	CZE	10.71	10.16	10.23	10.71	576 (2176)
6	205 PORRAS Ana	CRC	x	10.61	7.30	10.61	569 (2169)
7	594 KRUGER Corlia	NAM	x	x	8.89	8.89	457 (1954)
8	4 ROGERS Dee-Ann	ANU	7.81	7.83	6.70	7.83	388 (1993)
	750 CHERNOVA Tatiana	RUS	13.46	13.40	13.92	DQ R 32.2	0 (0)

Weather conditions


Temperature: 24 °C Humidity: 65 % Conditions: Mostly cloudy

Note:

IAAF Rule 32.2 - anti-doping rule violation
CAS Decision of 29th November 2016

Legend

- Pass DQ Disqualified x Failure

Timing and Results provided by  TISSOT



Start list

Стартовый список

HEPTATHLON UNIVERSIADE RECORD	6847	TURCHINSKAYA Larisa	RUS	Duisburg (GER)	29 AUG 1989
WORLD BEST	17.31m	SKUJYTE Austra	LTU	London (GBR)	3 AUG 2012

Order	Bib	Name	Ctry code	Date of Birth	PB	SB	1	2	3	Result	Rank
1	627	MYRMEL Lene Secher	NOR	18 MAY 1986							
2	650	RAZIA Razia	PAK	20 JUN 1991							
3	213	KLUCINOVA Eliska	CZE	14 APR 1988							
4	238	GINES SANCHEZ Laura	ESP	11 JUN 1986							
5	114	MCINTOSH Rachael Dawn	CAN	17 JAN 1991							
6	502	IKAUNIECE Laura	LAT	31 MAY 1992							
7	816	SAVITSKAIA Kristina	RUS	10 JUN 1991							
8	27	STANWELL Sophie	AUS	8 JUN 1991							
9	252	KLAUP Mari	EST	27 FEB 1990							
10	488	JEONG Yeonjin	KOR	25 MAR 1992							

Scoring Table

Performance	Points	Performance	Points	Performance	Points	Performance	Points	Performance	Points
20.75	1250	18.92	1125	17.07	1000	15.21	875	13.34	750
20.39	1225	18.55	1100	16.70	975	14.84	850	12.96	725
20.02	1200	18.18	1075	16.33	950	14.46	825	12.59	700
19.65	1175	17.81	1050	15.96	925	14.09	800	12.21	675
19.29	1150	17.44	1025	15.58	900	13.72	775	11.83	650



Results

Результаты

HEPTATHLON UNIVERSIADE RECORD	6847	TURCHINSKAYA Larisa	RUS	Duisburg (GER)	29 AUG 1989
WORLD BEST	17.31m	SKUJYTE Austra	LTU	London (GBR)	3 AUG 2012


Rank	Bib	Name	Ctry code	1	2	3	Result	Points (Tot. Pts)
1	816	SAVITSKAIA Kristina	RUS	13.10	12.65	14.42	14.42	822 (2746)
2	238	GINES SANCHEZ Laura	ESP	x	13.74	x	13.74	777 (2542)
3	213	KLUCINOVA Eliska	CZE	13.40	13.39	13.57	13.57	765 (2780)
4	502	IKAUNIECE Laura	LAT	12.88	11.91	11.90	12.88	719 (2697)
5	114	MCINTOSH Rachael Dawn	CAN	11.65	11.96	12.38	12.38	686 (2419)
6	252	KLAUP Mari	EST	12.29	x	11.84	12.29	680 (2607)
7	27	STANWELL Sophie	AUS	10.73	11.03	10.96	11.03	597 (2298)
8	627	MYRMEL Lene Secher	NOR	10.66	10.30	9.80	10.66	573 (2365)
9	488	JEONG Yeonjin	KOR	9.33	8.61	9.17	9.33	486 (2213)
10	650	RAZIA Razia	PAK	6.96	7.18	6.98	7.18	347 (1138)

Weather conditions

Temperature: 24 °C Humidity: 65 % Conditions: Mostly cloudy

Legend

- Pass x Failure

Timing and Results provided by  **TISSOT**



Result Book

27th Summer Universiade in Kazan 2013



Athletics

Women's Heptathlon 200m





Results
Результаты

REVISED
13 APR 15:04

HEPTATHLON UNIVERSIADE RECORD	6847	TURCHINSKAYA Larisa	RUS	Duisburg (GER)	29 AUG 1989
WORLD BEST	22.30	JOYNER-KERSEE Jackie	USA	Indianapolis, IN (USA)	15 JUL 1988

HEP. HEAT 1 Start Time: 19:40 Wind: +0.8 m/s

Rank	Bib	Name	Ctry code	Date of Birth	Lane	Reaction time	Result	Points
1	27	STANWELL Sophie	AUS	8 JUN 1991	6	0.190	23.90	990
2	502	IKAUNIECE Laura	LAT	31 MAY 1992	2	0.157	24.08	973
3	209	CACHOVA Katerina	CZE	26 FEB 1990	4	0.207	24.61	923
4	355	ZSIVOCZKY-FARKAS Gyorgyi	HUN	13 FEB 1985	5	0.199	25.43	848
5	252	KLAUP Mari	EST	27 FEB 1990	3	0.157	25.74	820
6	205	PORRAS Ana	CRC	21 SEP 1991	7	0.205	26.42	761

HEP. HEAT 2 Start Time: 19:45 Wind: -0.2 m/s

Rank	Bib	Name	Ctry code	Date of Birth	Lane	Reaction time	Result	Points
1	238	GINES SANCHEZ Laura	ESP	11 JUN 1986	6	0.184	25.44	847
2	114	MCINTOSH Rachael Dawn	CAN	17 JAN 1991	3	0.183	25.58	834
3	4	ROGERS Dee-Ann	ANU	13 JAN 1993	2	0.196	25.91	805
4	627	MYRMEL Lene Secher	NOR	18 MAY 1986	4	0.200	25.94	802
5	650	RAZIA Razia	PAK	20 JUN 1991	5	0.342	29.25	536
	750	CHERNOVA Tatiana	RUS	29 JAN 1988	7	0.175	DQ	0 R 32.2

HEP. HEAT 3 Start Time: 19:50 Wind: +2.7 m/s


Rank	Bib	Name	Ctry code	Date of Birth	Lane	Reaction time	Result	Points
1	213	KLUCINOVA Eliska	CZE	14 APR 1988	8	0.209	24.71	914
2	626	MARCUSSEN Ida	NOR	1 NOV 1987	4	0.184	24.98	889
3	816	SAVITSKAIA Kristina	RUS	10 JUN 1991	3	0.184	25.12	876
4	696	NAGY Judit	ROU	14 SEP 1989	7	0.174	25.71	823
5	711	ERWEE Bianca	RSA	4 MAR 1990	5	0.161	25.75	819
6	488	JEONG Yeonjin	KOR	25 MAR 1992	2	0.152	26.72	735
7	594	KRUGER Corlia	NAM	14 SEP 1992	6	0.183	27.13	701

Weather conditions at the beginning of the 1st heat

Temperature: 24 °C Humidity: 48 % Conditions: Cloudy

Note:
IAAF Rule 32.2 - anti-doping rule violation
CAS Decision of 29th November 2016

Legend
DQ Disqualified Fn False start

Timing and Results provided by  TISSOT



Start list

Стартовый список

HEPTATHLON UNIVERSIADE RECORD	6847	TURCHINSKAYA Larisa	RUS	Duisburg (GER)	29 AUG 1989
WORLD BEST	22.30	JOYNER-KERSEE Jackie	USA	Indianapolis, IN (USA)	15 JUL 1988

Lane	Bib	Name	Ctry code	PB	SB	Points	Place	Points Behind Leader	Result	Rank
2	502	KAUNIECE Laura	LAT							
3	252	KLAUP Mari	EST							
4	209	CACHOVA Katerina	CZE							
5	355	ZSIVOCZKY-FARKAS Gyorgyi	HUN							
6	27	STANWELL Sophie	AUS							
7	205	PORRAS Ana	GRC							

Scoring Table

Performance	Points	Performance	Points	Performance	Points	Performance	Points	Performance	Points
21.35	1250	22.54	1125	23.80	1000	25.13	875	26.55	750
21.58	1225	22.79	1100	24.06	975	25.41	850	26.84	725
21.82	1200	23.04	1075	24.32	950	25.68	825	27.14	700
22.06	1175	23.29	1050	24.59	925	25.97	800	27.45	675
22.30	1150	23.54	1025	24.86	900	26.26	775	27.76	650

Note:

Points, Place and Points Behind Leader are shown only for the final event

Legend

PB Personal Best **Pts** Points **SB** Season Best

Timing and Results provided by  **TISSOT**



Results

Результаты

HEPTATHLON UNIVERSIADE RECORD	6847	TURCHINSKAYA Larisa	RUS	Duisburg (GER)	29 AUG 1989
WORLD BEST	22.30	JOYNER-KERSEE Jackie	USA	Indianapolis, IN (USA)	15 JUL 1988

Wind: +0.8m/s


Rank	Bib	Name	Ctry code	Lane	Reaction time	Result	Points (Tot. Pts)
1	27	STANWELL Sophie	AUS	6	0.190	23.90	990 (3288)
2	502	IKAUNIECE Laura	LAT	2	0.157	24.08	973 (3670)
3	209	CACHOVA Katerina	CZE	4	0.207	24.61	923 (3099)
4	355	ZSIVOCZKY-FARKAS Gyorgyi	HUN	5	0.199	25.43	848 (3614)
5	252	KLAUP Mari	EST	3	0.157	25.74	820 (3427)
6	205	PORRAS Ana	CRC	7	0.205	26.42	761 (2930)

Weather conditions

Temperature: 24 °C Humidity: 48 % Conditions: Cloudy

Legend

Fn False start **Tot. Pts** Total Points

Timing and Results provided by  **TISSOT**



Results
Результаты

REVISED
13 APR 15:03

HEPTATHLON UNIVERSIADE RECORD	6847	TURCHINSKAYA Larisa	RUS	Duisburg (GER)	29 AUG 1989
WORLD BEST	22.30	JOYNER-KERSEE Jackie	USA	Indianapolis, IN (USA)	15 JUL 1988

Wind: -0.2m/s

Rank	Bib	Name	Ctry code	Lane	Reaction time	Result	Points (Tot. Pts)
1	238	GINES SANCHEZ Laura	ESP	6	0.184	25.44	847 (3389)
2	114	MCINTOSH Rachael Dawn	CAN	3	0.183	25.58	834 (3253)
3	4	ROGERS Dee-Ann	ANU	2	0.196	25.91	805 (2798)
4	627	MYRMEL Lene Secher	NOR	4	0.200	25.94	802 (3167)
5	650	RAZIA Razia	PAK	5	0.342	29.25	536 (1674)
	750	CHERNOVA Tatiana	RUS	7	0.175	DQ R 32.2	0 (0)

Weather conditions


Temperature: 24 °C Humidity: 48 % Conditions: Cloudy

Note:

IAAF Rule 32.2 - anti-doping rule violation
CAS Decision of 29th November 2016

Legend

DQ Disqualified Fn False start Tot. Pts Total Points

Timing and Results provided by  TISSOT



Results

Результаты

HEPTATHLON UNIVERSIADE RECORD	6847	TURCHINSKAYA Larisa	RUS	Duisburg (GER)	29 AUG 1989
WORLD BEST	22.30	JOYNER-KERSEE Jackie	USA	Indianapolis, IN (USA)	15 JUL 1988

Wind: +2.7m/s

Rank	Bib	Name	Ctry code	Lane	Reaction time	Result	Points (Tot. Pts)
1	213	KLUCINOVA Eliska	CZE	8	0.209	24.71	914 (3694)
2	626	MARCUSSEN Ida	NOR	4	0.184	24.98	889 (3438)
3	816	SAVITSKAIA Kristina	RUS	3	0.184	25.12	876 (3622)
4	696	NAGY Judit	ROU	7	0.174	25.71	823 (3171)
5	711	ERWEE Bianca	RSA	5	0.161	25.75	819 (3164)
6	488	JEONG Yeonjin	KOR	2	0.152	26.72	735 (2948)
7	594	KRUGER Corlia	NAM	6	0.183	27.13	701 (2655)

Weather conditions

Temperature: 24 °C Humidity: 48 % Conditions: Cloudy

Legend

Fn False start **Tot. Pts** Total Points

Timing and Results provided by  **TISSOT**



Result Book

27th Summer Universiade in Kazan 2013



Athletics

Women's Heptathlon Long Jump





Start list

Стартовый список

HEPTATHLON UNIVERSIADE RECORD 6847 TURCHINSKAYA Larisa RUS Duisburg (GER) 29 AUG 1989

Order	Bib	Name	Ctry code	Date of Birth	PB	SB	1	2	3	Result	Rank
1	816	SAVITSKAIA Kristina	RUS	10 JUN 1991							
2	650	RAZIA Razia	PAK	20 JUN 1991							
3	213	KLUCINOVA Eliska	CZE	14 APR 1988							
4	114	MCINTOSH Rachael Dawn	CAN	17 JAN 1991							
5	502	IKAUNIECE Laura	LAT	31 MAY 1992							
6	27	STANWELL Sophie	AUS	8 JUN 1991							
7	488	JEONG Yeonjin	KOR	25 MAR 1992							
8	252	KLAUP Mari	EST	27 FEB 1990							
9	627	MYRMEL Lene Secher	NOR	18 MAY 1986							
10	238	GINES SANCHEZ Laura	ESP	11 JUN 1986							

Scoring Table

Performance	Points	Performance	Points	Performance	Points	Performance	Points	Performance	Points
7.22	1247	6.86	1125	6.47	997	6.08	874	5.67	750
7.15	1223	6.78	1099	6.40	975	6.00	850	5.58	723
7.08	1199	6.70	1072	6.32	949	5.92	825	5.50	700
7.00	1172	6.63	1049	6.24	924	5.83	798	5.41	674
6.93	1149	6.55	1023	6.16	899	5.75	774	5.32	648



Results

Результаты

HEPTATHLON UNIVERSIADE RECORD 6847 TURCHINSKAYA Larisa RUS Duisburg (GER) 29 AUG 1989

Rank	Bib	Name	Ctry code	Date of Birth	SB	1	2	3	Result Wind	Points (Tot. Pts)
1	502	IKAUNIECE Laura	LAT	31 MAY 1992		6.11 +2.3	6.09 -0.3	6.20 +0.4	6.20 +0.4	912 (4582)
2	816	SAVITSKAIA Kristina	RUS	10 JUN 1991		5.77 +0.2	6.00 +2.5	6.19 +1.5	6.19 +1.5	908 (4530)
3	27	STANWELL Sophie	AUS	8 JUN 1991		5.86 +1.6	6.03 +1.9	x +2.3	6.03 +1.9	859 (4147)
4	213	KLUCINOVA Eliska	CZE	14 APR 1988		5.97 +2.3	5.85 +2.4	5.95 +3.1	5.97 +2.3	840 (4534)
5	252	KLAUP Mari	EST	27 FEB 1990		x +1.8	5.73 +0.1	x +1.0	5.73 +0.1	768 (4195)
6	114	MCINTOSH Rachael Dawn	CAN	17 JAN 1991		5.67 +0.9	5.66 +1.8	5.69 +2.0	5.69 +2.0	756 (4009)
7	627	MYRMEL Lene Secher	NOR	18 MAY 1986		5.52 -0.2	x +0.5	x +2.4	5.52 -0.2	706 (3873)
8	488	JEONG Yeonjin	KOR	25 MAR 1992		5.49 +1.6	x +1.3	5.49 +2.7	5.49 +1.6	697 (3645)
9	238	GINES SANCHEZ Laura	ESP	11 JUN 1986		5.19 +1.6	5.22 +0.3	5.33 +1.4	5.33 +1.4	651 (4040)
10	650	RAZIA Razia	PAK	20 JUN 1991		4.13 +3.8	4.27 +1.3	4.10 +0.8	4.27 +1.3	371 (2045)

Weather conditions

Temperature: 20 °C Humidity: 78 % Conditions: Partly cloudy

Legend

- Pass x Failure

Timing and Results provided by  TISSOT



Start list

Стартовый список

HEPTATHLON UNIVERSIADE RECORD	6847	TURCHINSKAYA Larisa	RUS	Duisburg (GER)	29 AUG 1989
-------------------------------	------	---------------------	-----	----------------	-------------

Order	Bib	Name	Ctry code	Date of Birth	PB	SB	1	2	3	Result	Rank
1	209	CACHOVA Katerina	CZE	26 FEB 1990							
2	4	ROGERS Dee-Ann	ANU	13 JAN 1993							
3	711	ERWEE Bianca	RSA	4 MAR 1990							
4	205	PORRAS Ana	CRC	21 SEP 1991							
5	750	CHERNOVA Tatiana	RUS	29 JAN 1988							
6	594	KRUGER Corlia	NAM	14 SEP 1992							
7	626	MARCUSSEN Ida	NOR	1 NOV 1987							
8	696	NAGY Judit	ROU	14 SEP 1989							
9	355	ZSIVOCZKY-FARKAS Gyorgyi	HUN	13 FEB 1985							

Scoring Table

Performance	Points	Performance	Points	Performance	Points	Performance	Points	Performance	Points
7.22	1247	6.86	1125	6.47	997	6.08	874	5.67	750
7.15	1223	6.78	1099	6.40	975	6.00	850	5.58	723
7.08	1199	6.70	1072	6.32	949	5.92	825	5.50	700
7.00	1172	6.63	1049	6.24	924	5.83	798	5.41	674
6.93	1149	6.55	1023	6.16	899	5.75	774	5.32	648



Results
Результаты

REVISED
13 APR 15:06

HEPTATHLON UNIVERSIADE RECORD 6847 TURCHINSKAYA Larisa RUS Duisburg (GER) 29 AUG 1989

Rank	Bib	Name	Ctry code	Date of Birth	SB	1	2	3	Result Wind	Points (Tot. Pts)
1	355	ZSIVOCZKY-FARKAS Gyorgyi	HUN	13 FEB 1985		6.32 +1.2	5.97 +0.3	X +1.5	6.32 +1.2	949 (4563)
2	626	MARCUSSEN Ida	NOR	1 NOV 1987		6.00 +1.6	5.69 +0.8	5.99 +1.1	6.00 +1.6	850 (4288)
3	711	ERWEE Bianca	RSA	4 MAR 1990		5.69 +1.1	5.52 +1.7	5.72 -0.1	5.72 -0.1	765 (3929)
4	4	ROGERS Dee-Ann	ANU	13 JAN 1993		5.52 +0.7	5.17 -0.5	X +0.1	5.52 +0.7	706 (3504)
5	205	PORRAS Ana	CRC	21 SEP 1991		5.44 +1.0	5.31 +1.2	5.41 +0.9	5.44 +1.0	683 (3613)
6	594	KRUGER Corlia	NAM	14 SEP 1992		5.03 +1.3	4.94 +0.9	X +0.3	5.03 +1.3	567 (3222)
	750	CHERNOVA Tatiana	RUS	29 JAN 1988		6.31 +0.2	6.48 +0.9	X +1.1	DQ R 32.2	0 (0)
	209	CACHOVA Katerina	CZE	26 FEB 1990					DNS	
	696	NAGY Judit	ROU	14 SEP 1989					DNS	

Weather conditions


Temperature: 20 °C Humidity: 78 % Conditions: Partly cloudy

Note:

IAAF Rule 32.2 - anti-doping rule violation
CAS Decision of 29th November 2016

Legend

- Pass DNS Did Not Start DQ Disqualified x Failure

Timing and Results provided by  TISSOT



Result Book

27th Summer Universiade in Kazan 2013



Athletics

Women's Heptathlon Javelin Throw





Start list

Стартовый список

HEPTATHLON UNIVERSIADE RECORD	6847	TURCHINSKAYA Larisa	RUS	Duisburg (GER)	29 AUG 1989
-------------------------------	------	---------------------	-----	----------------	-------------

Order	Bib	Name	Ctry code	Date of Birth	PB	SB	1	2	3	Result	Rank
1	114	MCINTOSH Rachael Dawn	CAN	17 JAN 1991							
2	205	PORRAS Ana	CRC	21 SEP 1991							
3	627	MYRMEL Lene Secher	NOR	18 MAY 1986							
4	488	JEONG Yeonjin	KOR	25 MAR 1992							
5	4	ROGERS Dee-Ann	ANU	13 JAN 1993							
6	594	KRUGER Corlia	NAM	14 SEP 1992							
7	650	RAZIA Razia	PAK	20 JUN 1991							
8	711	ERWEE Bianca	RSA	4 MAR 1990							

Scoring Table

Performance	Points	Performance	Points	Performance	Points	Performance	Points	Performance	Points
69.99	1250	63.61	1125	57.21	1000	50.78	875	44.32	750
68.71	1225	62.34	1100	55.93	975	49.49	850	43.02	725
67.44	1200	61.06	1075	54.65	950	48.20	825	41.72	700
66.17	1175	59.78	1050	53.36	925	46.91	800	40.42	675
64.89	1150	58.50	1025	52.07	900	45.61	775	39.11	650



Results

Результаты

HEPTATHLON UNIVERSIADE RECORD	6847	TURCHINSKAYA Larisa	RUS	Duisburg (GER)	29 AUG 1989
-------------------------------	------	---------------------	-----	----------------	-------------


Rank	Bib	Name	Ctry code	1	2	3	Result	Points (Tot. Pts)
1	114	MCINTOSH Rachael Dawn	CAN	32.42	37.29	39.69	39.69	661 (4670)
2	711	ERWEE Bianca	RSA	39.44	38.33	34.82	39.44	657 (4586)
3	627	MYRMEL Lene Secher	NOR	34.43	31.45	35.37	35.37	579 (4452)
4	488	JEONG Yeonjin	KOR	x	x	31.30	31.30	501 (4146)
5	594	KRUGER Corlia	NAM	24.24	x	x	24.24	368 (3590)
6	205	PORRAS Ana	CRC	24.09	x	x	24.09	365 (3978)
7	650	RAZIA Razia	PAK	17.63	23.98	x	23.98	363 (2408)
8	4	ROGERS Dee-Ann	ANU	21.18	x	x	21.18	311 (3815)

Weather conditions

Temperature: 26 °C Humidity: 47 % Conditions: Sunny

Legend

- Pass x Failure

Timing and Results provided by  TISSOT



Start list

Стартовый список

HEPTATHLON UNIVERSIADE RECORD	6847	TURCHINSKAYA Larisa	RUS	Duisburg (GER)	29 AUG 1989
-------------------------------	------	---------------------	-----	----------------	-------------

Order	Bib	Name	Ctry code	Date of Birth	PB	SB	1	2	3	Result	Rank
1	502	KAUNIECE Laura	LAT	31 MAY 1992							
2	816	SAVITSKAIA Kristina	RUS	10 JUN 1991							
3	355	ZSIVOCZKY-FARKAS Gyorgyi	HUN	13 FEB 1985							
4	213	KLUCINOVA Eliska	CZE	14 APR 1988							
5	238	GINES SANCHEZ Laura	ESP	11 JUN 1986							
6	27	STANWELL Sophie	AUS	8 JUN 1991							
7	252	KLAUP Mari	EST	27 FEB 1990							
8	750	CHERNOVA Tatiana	RUS	29 JAN 1988							
9	626	MARCUSSEN Ida	NOR	1 NOV 1987							

Scoring Table

Performance	Points	Performance	Points	Performance	Points	Performance	Points	Performance	Points
69.99	1250	63.61	1125	57.21	1000	50.78	875	44.32	750
68.71	1225	62.34	1100	55.93	975	49.49	850	43.02	725
67.44	1200	61.06	1075	54.65	950	48.20	825	41.72	700
66.17	1175	59.78	1050	53.36	925	46.91	800	40.42	675
64.89	1150	58.50	1025	52.07	900	45.61	775	39.11	650



Results
Результаты

REVISED
13 APR 15:11

HEPTATHLON UNIVERSIADE RECORD 6847 TURCHINSKAYA Larisa RUS Duisburg (GER) 29 AUG 1989

Rank	Bib	Name	Ctry code	1	2	3	Result	Points (Tot. Pts)
1	252	KLAUP Mari	EST	47.68	50.14	49.27	50.14	863 (5058)
2	626	MARCUSSEN Ida	NOR	43.92	49.63	45.22	49.63	853 (5141)
3	355	ZSIVOCZKY-FARKAS Gyorgyi	HUN	46.69	49.23	46.43	49.23	845 (5408)
4	502	IKAUNIECE Laura	LAT	48.67	46.33	46.58	48.67	834 (5416)
5	816	SAVITSKAIA Kristina	RUS	43.36	41.21	41.30	43.36	732 (5262)
6	213	KLUCINOVA Eliska	CZE	43.33	39.40	43.16	43.33	731 (5265)
7	238	GINES SANCHEZ Laura	ESP	36.62	38.36	35.38	38.36	636 (4676)
8	27	STANWELL Sophie	AUS	31.87	32.09	28.87	32.09	516 (4663)
	750	CHERNOVA Tatiana	RUS	47.90	x	x	DQ R 32.2	0 (0)

Weather conditions


Temperature: 26 °C Humidity: 47 % Conditions: Partly cloudy

Note:

IAAF Rule 32.2 - anti-doping rule violation
CAS Decision of 29th November 2016

Legend

- Pass DQ Disqualified x Failure

Timing and Results provided by  TISSOT



Result Book

27th Summer Universiade in Kazan 2013



Athletics

Women's Heptathlon 800m





Results
Результаты

REVISED
13 APR 15:13

HEPTATHLON UNIVERSIADE RECORD	6847	TURCHINSKAYA Larisa	RUS	Duisburg (GER)	29 AUG 1989
WORLD BEST	2:01.8	DEBOIS Nadine	FRA	Talence (FRA)	27 SEP 1987

HEP. HEAT 1 Start Time: 21:20

Rank	Bib	Name	Ctry code	Date of Birth	Lane	Result	Points
1	627	MYRMEL Lene Secher	NOR	18 MAY 1986	5	2:17.29	861
2	27	STANWELL Sophie	AUS	8 JUN 1991	3	2:17.70	855
3	711	ERWEE Bianca	RSA	4 MAR 1990	4	2:22.87	785
4	205	PORRAS Ana	CRC	21 SEP 1991	7	2:24.40	765
5	488	JEONG Yeonjin	KOR	25 MAR 1992	6	2:25.82	746
6	594	KRUGER Corlia	NAM	14 SEP 1992	2	2:33.02	656
7	4	ROGERS Dee-Ann	ANU	13 JAN 1993	8	2:33.52	649
8	650	RAZIA Razia	PAK	20 JUN 1991	1	3:01.84	348

Intermediate times: 400m 1:06.46 27 STANWELL Sophie (AUS)
600m 1:41.34 27 STANWELL Sophie (AUS)

HEP. HEAT 2 Start Time: 21:26

Rank	Bib	Name	Ctry code	Date of Birth	Lane	Result	Points
1	626	MARCUSSEN Ida	NOR	1 NOV 1987	8	2:12.70	925
2	114	MCINTOSH Rachael Dawn	CAN	17 JAN 1991	1	2:13.18	919
3	502	IKAUNIECE Laura	LAT	31 MAY 1992	4	2:14.10	905
4	355	ZSIVOCZKY-FARKAS Gyorgyi	HUN	13 FEB 1985	5	2:17.26	861
5	213	KLUCINOVA Eliska	CZE	14 APR 1988	6	2:17.40	859
6	816	SAVITSKAIA Kristina	RUS	10 JUN 1991	7	2:19.26	834
7	238	GINES SANCHEZ Laura	ESP	11 JUN 1986	2	2:23.03	783
8	252	KLAUP Mari	EST	27 FEB 1990	8	2:23.31	779
	750	CHERNOVA Tatiana	RUS	29 JAN 1988	3	DQ	0 R 32.2


Intermediate times: 400m 1:05.78 502 IKAUNIECE Laura (LAT)
600m 1:40.24 626 MARCUSSEN Ida (NOR)

Weather conditions at the beginning of the 1st heat

Temperature: 23 °C Humidity: 61 % Conditions: Sunny

Note:
IAAF Rule 32.2 - anti-doping rule violation
CAS Decision of 29th November 2016

Legend
DQ Disqualified Fn False start

Timing and Results provided by  TISSOT



Start list

Стартовый список

HEPTATHLON UNIVERSIADE RECORD	6847	TURCHINSKAYA Larisa	RUS	Duisburg (GER)	29 AUG 1989
WORLD BEST	2:01.8	DEBOIS Nadine	FRA	Talence (FRA)	27 SEP 1987

Lane	Bib	Name	Ctry code	PB	SB	Points	Place	Points Behind Leader	Result	Rank
1	650	RAZIA Razia	PAK			2408	17	3273		
2	594	KRUGER Corlia	NAM			3590	16	2091		
3	27	STANWELL Sophie	AUS			4663	10	1018		
4	711	ERWEE Bianca	RSA			4586	11	1095		
5	627	MYRMEL Lene Secher	NOR			4452	12	1229		
6	488	JEONG Yeonjin	KOR			4146	13	1535		
7	205	PORRAS Ana	CRC			3978	14	1703		
8	4	ROGERS Dee-Ann	ANU			3815	15	1866		

Scoring Table

Performance	Points	Performance	Points	Performance	Points	Performance	Points	Performance	Points
1:51.66	1250	1:59.41	1125	2:07.58	1000	2:16.24	875	2:25.50	750
1:53.18	1225	2:01.01	1100	2:09.27	975	2:18.04	850	2:27.44	725
1:54.72	1200	2:02.63	1075	2:10.98	950	2:19.87	825	2:29.41	700
1:56.27	1175	2:04.26	1050	2:12.71	925	2:21.72	800	2:31.41	675
1:57.83	1150	2:05.91	1025	2:14.46	900	2:23.59	775	2:33.44	650

Note:

Points, Place and Points Behind Leader are shown only for the final event

Legend

PB Personal Best **Pts** Points **SB** Season Best

Timing and Results provided by  **TISSOT**



Results

Результаты

HEPTATHLON UNIVERSIADE RECORD	6847	TURCHINSKAYA Larisa	RUS	Duisburg (GER)	29 AUG 1989
WORLD BEST	2:01.8	DEBOIS Nadine	FRA	Talence (FRA)	27 SEP 1987

Rank	Bib	Name	Ctry code	Date of Birth	Lane	Result	Points (Tot. Pts)
1	627	MYRMEL Lene Secher	NOR	18 MAY 1986	5	2:17.29	861 (5313)
2	27	STANWELL Sophie	AUS	8 JUN 1991	3	2:17.70	855 (5518)
3	711	ERWEE Bianca	RSA	4 MAR 1990	4	2:22.87	785 (5371)
4	205	PORRAS Ana	CRC	21 SEP 1991	7	2:24.40	765 (4743)
5	488	JEONG Yeonjin	KOR	25 MAR 1992	6	2:25.82	746 (4892)
6	594	KRUGER Corlia	NAM	14 SEP 1992	2	2:33.02	656 (4246)
7	4	ROGERS Dee-Ann	ANU	13 JAN 1993	8	2:33.52	649 (4464)
8	650	RAZIA Razia	PAK	20 JUN 1991	1	3:01.84	348 (2756)

Intermediate times:	400m	1:06.46	27 STANWELL Sophie (AUS)
	600m	1:41.34	27 STANWELL Sophie (AUS)

Weather conditions

Temperature: 23 °C Humidity: 61 % Conditions: Sunny



Start list

Стартовый список


HEPTATHLON UNIVERSIADE RECORD	6847	TURCHINSKAYA Larisa	RUS	Duisburg (GER)	29 AUG 1989
WORLD BEST	2:01.8	DEBOIS Nadine	FRA	Talence (FRA)	27 SEP 1987

Lane	Bib	Name	Ctry code	PB	SB	Points	Place	Points Behind Leader	Result	Rank
1	114	MCINTOSH Rachael Dawn	CAN			4670	9	1011		
2	238	GINES SANCHEZ Laura	ESP			4676	8	1005		
3	750	CHERNOVA Tatiana	RUS			5681	1			
4	502	IKAUNIECE Laura	LAT			5416	2	265		
5	355	ZSIVOCZKY-FARKAS Gyorgyi	HUN			5408	3	273		
6	213	KLUCINOVA Eliska	CZE			5265	4	416		
7	816	SAVITSKAIA Kristina	RUS			5262	5	419		
8	626	MARCUSSEN Ida	NOR			5141	6	540		
8	252	KLAUP Mari	EST			5058	7	623		

Scoring Table									
Performance	Points	Performance	Points	Performance	Points	Performance	Points	Performance	Points
1:51.66	1250	1:59.41	1125	2:07.58	1000	2:16.24	875	2:25.50	750
1:53.18	1225	2:01.01	1100	2:09.27	975	2:18.04	850	2:27.44	725
1:54.72	1200	2:02.63	1075	2:10.98	950	2:19.87	825	2:29.41	700
1:56.27	1175	2:04.26	1050	2:12.71	925	2:21.72	800	2:31.41	675
1:57.83	1150	2:05.91	1025	2:14.46	900	2:23.59	775	2:33.44	650

Note:
Points, Place and Points Behind Leader are shown only for the final event

Legend
PB Personal Best Pts Points SB Season Best

Timing and Results provided by  TISSOT



Results
Результаты

REVISED
13 APR 15:12

HEPTATHLON UNIVERSIADE RECORD	6847	TURCHINSKAYA Larisa	RUS	Duisburg (GER)	29 AUG 1989
WORLD BEST	2:01.8	DEBOIS Nadine	FRA	Talence (FRA)	27 SEP 1987

Rank	Bib	Name	Ctry code	Date of Birth	Lane	Result	Points (Tot. Pts)
1	626	MARCUSSEN Ida	NOR	1 NOV 1987	8	2:12.70	925 (6066)
2	114	MCINTOSH Rachael Dawn	CAN	17 JAN 1991	1	2:13.18	919 (5589)
3	502	IKAUNIECE Laura	LAT	31 MAY 1992	4	2:14.10	905 (6321)
4	355	ZSIVOCZKY-FARKAS Gyorgyi	HUN	13 FEB 1985	5	2:17.26	861 (6269)
5	213	KLUCINOVA Eliska	CZE	14 APR 1988	6	2:17.40	859 (6124)
6	816	SAVITSKAIA Kristina	RUS	10 JUN 1991	7	2:19.26	834 (6096)
7	238	GINES SANCHEZ Laura	ESP	11 JUN 1986	2	2:23.03	783 (5459)
8	252	KLAUP Mari	EST	27 FEB 1990	8	2:23.31	779 (5837)
	750	CHERNOVA Tatiana	RUS	29 JAN 1988	3	DQ R 32.2	0 (0)

Intermediate times:


400m	1:05.78	502 IKAUNIECE Laura (LAT)
600m	1:40.24	626 MARCUSSEN Ida (NOR)

Weather conditions

Temperature: 22 °C Humidity: 64 % Conditions: Sky Clear

Note:
IAAF Rule 32.2 - anti-doping rule violation
CAS Decision of 29th November 2016

Legend
DQ Disqualified

Timing and Results provided by  **TISSOT**