



# Result Book

27th Summer Universiade in Kazan 2013



## Volleyball





## Competition Schedule

Расписание соревнований

As of SUN 14 JUL 2013

Date	Start Time	Match No.	Gender	Phase	Teams	Location
SAT 6 JUL	10:00	1	Men	Preliminary - Pool A	HKG vs BLR	Saint Petersburg Volleyball Centre
	11:00	2	Men	Preliminary - Pool C	AUS vs SUI	Bustan Sports Complex
	11:00	3	Men	Preliminary - Pool C	MAC vs BRA	Tulpar Sports Complex
	11:00	4	Men	Preliminary - Pool D	MEX vs CHI	Olympiets Sports Complex
	12:00	5	Men	Preliminary - Pool A	USA vs EST	Saint Petersburg Volleyball Centre
	13:00	6	Men	Preliminary - Pool B	LAT vs UKR	Bustan Sports Complex
	13:00	8	Men	Preliminary - Pool C	POL vs CHN	Tulpar Sports Complex
	13:45	7	Men	Preliminary - Pool D	UAE vs CAN	Olympiets Sports Complex
	14:00	9	Men	Preliminary - Pool A	RUS vs KOR	Saint Petersburg Volleyball Centre
SUN 7 JUL	15:00	10	Men	Preliminary - Pool C	BRA vs CHN	Saint Petersburg Volleyball Centre
	15:00	11	Men	Preliminary - Pool C	MAC vs AUS	Bustan Sports Complex
	18:00	12	Men	Preliminary - Pool A	BLR vs USA	Saint Petersburg Volleyball Centre
	18:00	13	Men	Preliminary - Pool B	UKR vs THA	Zilant Sports Complex
	18:00	14	Men	Preliminary - Pool D	CAN vs MEX	Bustan Sports Complex
	18:00	15	Men	Preliminary - Pool C	SUI vs POL	Tulpar Sports Complex
	20:00	16	Men	Preliminary - Pool A	RUS vs HKG	Saint Petersburg Volleyball Centre
	20:00	18	Men	Preliminary - Pool D	CZE vs UAE	Tulpar Sports Complex
20:20	17	Men	Preliminary - Pool A	KOR vs EST	Bustan Sports Complex	
MON 8 JUL	13:00	19	Men	Preliminary - Pool C	AUS vs BRA	Saint Petersburg Volleyball Centre
	13:00	20	Men	Preliminary - Pool C	POL vs MAC	Olympiets Sports Complex
	13:00	21	Men	Preliminary - Pool C	CHN vs SUI	Tulpar Sports Complex
	15:00	22	Men	Preliminary - Pool D	CHI vs CAN	Bustan Sports Complex
	15:00	23	Men	Preliminary - Pool D	MEX vs CZE	Olympiets Sports Complex
	15:00	2	Women	Preliminary - Pool C	PRK vs SVK	Zilant Sports Complex
	15:20	3	Women	Preliminary - Pool B	CAN vs NOR	Tulpar Sports Complex
	15:35	1	Women	Preliminary - Pool C	TPE vs CHN	Saint Petersburg Volleyball Centre
	18:00	24	Men	Preliminary - Pool B	LAT vs JPN	Zilant Sports Complex
	18:00	25	Men	Preliminary - Pool A	EST vs BLR	Bustan Sports Complex
	18:00	4	Women	Preliminary - Pool A	RUS vs CZE	Saint Petersburg Volleyball Centre
	18:00	5	Women	Preliminary - Pool D	CHI vs JPN	Tulpar Sports Complex
	20:00	26	Men	Preliminary - Pool A	USA vs RUS	Saint Petersburg Volleyball Centre
	20:00	27	Men	Preliminary - Pool A	HKG vs KOR	Bustan Sports Complex
20:00	6	Women	Preliminary - Pool A	POL vs USA	Zilant Sports Complex	
20:00	7	Women	Preliminary - Pool D	THA vs HKG	Tulpar Sports Complex	
TUE 9 JUL	15:00	8	Women	Preliminary - Pool B	NOR vs BRA	Saint Petersburg Volleyball Centre
	18:00	9	Women	Preliminary - Pool A	RUS vs POL	Saint Petersburg Volleyball Centre
	18:00	10	Women	Preliminary - Pool C	TPE vs PRK	Zilant Sports Complex
	18:00	11	Women	Preliminary - Pool D	THA vs CHI	Tulpar Sports Complex
	20:00	12	Women	Preliminary - Pool A	CZE vs USA	Saint Petersburg Volleyball Centre
	20:00	13	Women	Preliminary - Pool C	CHN vs SVK	Zilant Sports Complex
	20:00	14	Women	Preliminary - Pool D	HKG vs JPN	Tulpar Sports Complex



## Competition Schedule

Расписание соревнований

As of SUN 14 JUL 2013

Date	Start Time	Match No.	Gender	Phase	Teams	Location	
WED 10 JUL	13:00	28	Men	Preliminary - Pool C	BRA vs SUI	Saint Petersburg Volleyball Centre	
	13:00	29	Men	Preliminary - Pool D	UAE vs MEX	Olympiets Sports Complex	
	13:00	30	Men	Preliminary - Pool D	CZE vs CHI	Tulpar Sports Complex	
	15:00	31	Men	Preliminary - Pool B	LAT vs THA	Bustan Sports Complex	
	15:00	32	Men	Preliminary - Pool A	HKG vs USA	Olympiets Sports Complex	
	15:00	33	Men	Preliminary - Pool C	MAC vs CHN	Tulpar Sports Complex	
	15:00	16	Women	Preliminary - Pool C	PRK vs CHN	Zilant Sports Complex	
	15:30	15	Women	Preliminary - Pool B	BRA vs CAN	Saint Petersburg Volleyball Centre	
	18:00	34	Men	Preliminary - Pool B	JPN vs UKR	Bustan Sports Complex	
	18:00	35	Men	Preliminary - Pool C	AUS vs POL	Olympiets Sports Complex	
	18:00	17	Women	Preliminary - Pool A	USA vs RUS	Saint Petersburg Volleyball Centre	
	18:00	18	Women	Preliminary - Pool A	POL vs CZE	Zilant Sports Complex	
	18:00	19	Women	Preliminary - Pool D	JPN vs THA	Tulpar Sports Complex	
	20:00	36	Men	Preliminary - Pool A	RUS vs EST	Saint Petersburg Volleyball Centre	
	20:00	20	Women	Preliminary - Pool C	SVK vs TPE	Zilant Sports Complex	
	20:00	21	Women	Preliminary - Pool D	CHI vs HKG	Tulpar Sports Complex	
	20:55	37	Men	Preliminary - Pool A	KOR vs BLR	Bustan Sports Complex	
	THU 11 JUL	13:00	38	Men	Preliminary - Pool C	CHN vs AUS	Saint Petersburg Volleyball Centre
		15:00	39	Men	Preliminary - Pool A	USA vs KOR	Saint Petersburg Volleyball Centre
		18:00	40	Men	Preliminary - Pool C	POL vs BRA	Saint Petersburg Volleyball Centre
18:00		41	Men	Preliminary - Pool A	EST vs HKG	Bustan Sports Complex	
18:00		42	Men	Preliminary - Pool C	SUI vs MAC	Tulpar Sports Complex	
20:00		44	Men	Preliminary - Pool B	THA vs JPN	Zilant Sports Complex	
20:00		45	Men	Preliminary - Pool D	CAN vs CZE	Bustan Sports Complex	
20:00		46	Men	Preliminary - Pool D	CHI vs UAE	Tulpar Sports Complex	
20:10		43	Men	Preliminary - Pool A	BLR vs RUS	Saint Petersburg Volleyball Centre	
FRI 12 JUL	13:00	26	Women	Quarterfinals	THA vs CAN	Saint Petersburg Volleyball Centre	
	15:00	28	Women	Quarterfinals	BRA vs JPN	Saint Petersburg Volleyball Centre	
	18:00	27	Women	Quarterfinals	PRK vs POL	Saint Petersburg Volleyball Centre	
	20:25	25	Women	Quarterfinals	RUS vs TPE	Saint Petersburg Volleyball Centre	
	15:00	22	Women	Quarterfinals (9-16)	CZE vs CHN	Zilant Sports Complex	
	18:00	23	Women	Quarterfinals (9-16)	SVK vs USA	Zilant Sports Complex	
	20:00	24	Women	Quarterfinals (9-16)	NOR vs HKG	Zilant Sports Complex	
SAT 13 JUL	13:00	55	Men	Quarterfinals	POL vs KOR	Saint Petersburg Volleyball Centre	
	18:00	56	Men	Quarterfinals	UKR vs CAN	Zilant Sports Complex	
	20:00	54	Men	Quarterfinals	CZE vs JPN	Zilant Sports Complex	
	20:35	53	Men	Quarterfinals	RUS vs BRA	Saint Petersburg Volleyball Centre	
	13:00	47	Men	Quarterfinals (17-24)	HKG vs MAC	Olympiets Sports Complex	
	13:00	49	Men	Quarterfinals (9-16)	BLR vs AUS	Bustan Sports Complex	
	15:00	50	Men	Quarterfinals (9-16)	MEX vs LAT	Bustan Sports Complex	
	18:00	51	Men	Quarterfinals (9-16)	SUI vs EST	Bustan Sports Complex	
	20:00	52	Men	Quarterfinals (9-16)	THA vs CHI	Bustan Sports Complex	
	13:00	33	Women	Semifinals (5-8)	PRK vs JPN	Zilant Sports Complex	
	15:00	32	Women	Semifinals (5-8)	TPE vs CAN	Zilant Sports Complex	
	15:00	29	Women	Semifinals (13-16)	USA vs NOR	Tulpar Sports Complex	
	15:00	48	Men	Semifinals (17-20)	CHN vs USA	Olympiets Sports Complex	
	16:10	35	Women	Semifinals	POL vs BRA	Saint Petersburg Volleyball Centre	
	18:45	34	Women	Semifinals	RUS vs THA	Saint Petersburg Volleyball Centre	
	18:00	30	Women	Semifinals (9-12)	CZE vs CHI	Tulpar Sports Complex	
	20:00	31	Women	Semifinals (9-12)	SVK vs HKG	Tulpar Sports Complex	



## Competition Schedule


Расписание соревнований

As of SUN 14 JUL 2013

Date	Start Time	Match No.	Gender	Phase	Teams	Location	
SUN 14 JUL	13:00	57	Men	Classification 19-20	MAC vs USA	Olympiets Sports Complex	
	13:00	39	Women	Classification 7-8	TPE vs PRK	Zilant Sports Complex	
	13:00	64	Men	Semifinals (5-8)	KOR vs CAN	Saint Petersburg Volleyball Centre	
	15:30	63	Men	Semifinals (5-8)	BRA vs CZE	Saint Petersburg Volleyball Centre	
	15:00	36	Women	Classification 13-14	CHN vs USA	Tulpar Sports Complex	
	15:25	58	Men	Semifinals (17-20)	HKG vs UAE	Olympiets Sports Complex	
	15:30	40	Women	Classification 5-6	CAN vs JPN	Zilant Sports Complex	
	18:00	66	Men	Semifinals	POL vs UKR	Saint Petersburg Volleyball Centre	
	21:00	65	Men	Semifinals	RUS vs JPN	Saint Petersburg Volleyball Centre	
	18:00	37	Women	Classification 11-12	CHI vs HKG	Tulpar Sports Complex	
	18:00	59	Men	Semifinals (13-16)	AUS vs MEX	Bustan Sports Complex	
	20:30	60	Men	Semifinals (13-16)	SUI vs THA	Bustan Sports Complex	
	18:00	61	Men	Semifinals (9-12)	BLR vs LAT	Zilant Sports Complex	
	20:23	62	Men	Semifinals (9-12)	EST vs CHI	Zilant Sports Complex	
	20:53	38	Women	Classification 9-10	CZE vs SVK	Tulpar Sports Complex	
	MON 15 JUL	13:00	67	Men	Classification 17-18	CHN vs HKG	Olympiets Sports Complex
		13:00	73	Men	Classification 7-8	BRA vs KOR	Saint Petersburg Volleyball Centre
		15:00	71	Men	Classification 11-12	LAT vs CHI	Zilant Sports Complex
15:00		69	Men	Classification 15-16	AUS vs SUI	Bustan Sports Complex	
15:00		72	Men	Classification 5-6	CZE vs CAN	Saint Petersburg Volleyball Centre	
17:00		68	Men	Classification 13-14	MEX vs THA	Bustan Sports Complex	
17:00		41	Women	Bronze Medal Match	THA vs POL	Saint Petersburg Volleyball Centre	
17:00		70	Men	Classification 9-10	BLR vs EST	Zilant Sports Complex	
20:00		42	Women	Gold Medal Match	RUS vs BRA	Saint Petersburg Volleyball Centre	
TUE 16 JUL	17:00	74	Men	Bronze Medal Match	JPN vs UKR	Saint Petersburg Volleyball Centre	
	20:00	75	Men	Gold Medal Match	RUS vs POL	Saint Petersburg Volleyball Centre	

### NOTES

TBD\* start times for quarterfinal and semifinal matches will be decided after participating teams are known.

Timing and Results provided by  TISSOT





## Medallists by Event

Медалисты по дисциплинам

As of TUE 16 JUL 2013

### AFTER 2 OF 2 EVENTS

Event	Date	Medal	Name	Ctry Code
Men	TUE 16 JUL	GOLD	ANTIPKIN Sergey BIRUYKOV Denis (C) GOLUBEV Valentin (L) ILINYKH Dmitry KOVALEV Dmitriy MARKIN Alexandr SAVIN Sergey SHCHERBININ Dmitriy SHIPOTKO Denis SYCHEV Oleg VOLVICH Artem ZHIGALOV Maksim	RUS
		SILVER	BOCIEK Grzegorz FERENS Wojciech HAIN Piotr HEBDA Milosz KLOS Karol LOMACZ Grzegorz (C) POPIK Kacper WIERZBOWSKI Krzysztof WLODARCZYK Wojciech WOJTASZEK Damian (L) ZAJDER Maciej ZALINSKI Wosjech	POL
		BRONZE	CHIJKI Shunsuke DEKITA Takashi FUKATSU Hideomi FUSHIMI Yamato HOSHINO Hidetomo KOGA Taichiro (L) MAEDA Issei OZAWA Shoh (C) RI Haku SHIOTA Tatsuya WATANABE Sogo YAMADA Shuzo	JPN



## Medallists by Event


Медалисты по дисциплинам

As of TUE 16 JUL 2013

Event	Date	Medal	Name	Ctry Code
Women	MON 15 JUL	GOLD	BONDAR Kseniia BORODAKOVA-BORISENKO Maria CHAPLINA Victoriia DIANSKAYA Natalia GONCHAROVA Natalya MALOVA Anna (L) MALYKH Natalia PANKOVA Ekaterina (C) PASYNKOVA Aleksandra SALINA Anastasia SHLYAKHOVAYA Anastasia ZARYAZHKO Irina	RUS
		SILVER	BIDIAS Regiane CARRIJO Juliana CIDRAO Sonaly FARINEA Natasha FRANCISCO Amanda - Cap (C) MOREIRA Danielle RATZKE Roberta SANTOS Carla SILVA Ana Carolina SILVA Bruna SILVA Mayhara SILVA Tassia (L)	BRA
		BRONZE	BUNDASAK Jarasporn CH AISRI Tapaphaipun GUEDPARD Pornpun HYAPHA Amporn KAMULTHALA Kaewkalaya KANTHONG Malika KEAWBUNDIT Sontaya NUEKJANG Thatdao PANNOY Piyanut (L) PHANUSIT Em-Orn SITTIRAK Onuma TOMKOM Nootsara (C)	THA

### LEGEND

C Team Captain      L Libero Player

Timing and Results provided by  TISSOT



## Medal Standings

Медальный зачет

As of TUE 16 JUL 2013

### AFTER 2 OF 2 EVENTS

Rank	Ctry	Men				Women				Total				Rank by Total
		G	S	B	Tot	G	S	B	Tot	G	S	B	Tot	
1	RUS - Russian Fed.	1			1	1			1	2			2	1
2	BRA - Brazil						1		1		1		1	=2
2	POL - Poland		1		1						1		1	=2
4	JPN - Japan			1	1							1	1	=2
4	THA - Thailand							1	1			1	1	=2
<b>Total:</b>		<b>1</b>	<b>1</b>	<b>1</b>	<b>3</b>	<b>1</b>	<b>1</b>	<b>1</b>	<b>3</b>	<b>2</b>	<b>2</b>	<b>2</b>	<b>6</b>	

#### LEGEND


= Equal sign indicates that two or more NOCs share the same rank by total

B Bronze

G Gold

S Silver

Tot Total

Timing and Results provided by  TISSOT



# Result Book

27th Summer Universiade in Kazan 2013



## Volleyball

Men's







## Team Roster

Состав команд

As of SUN 7 JUL 2013 at 14:26

### AUS - Australia

No	C/L	Name	Shirt Name	ID	Height m / ft in	Weight kg / lbs	Highest Reach		Date of Birth	Club	National Selections			
							Spike cm	Block cm			WCH	OG	Int	Tot
1		GRAHAM Beau	GRAHAM	96732	2.01/6'7"	93/205	345	333	17 APR 1994	Australian Inst. of Sport, Canberra (AUS)				
2		GUYMER Jacob	GUYMER	96520	2.02/6'8"	87/192	351	332	21 JUN 1993	Australian Inst. of Sport, Canberra (AUS)				
3		MORROW Christopher	MORROW	96796	1.80/5'11"	69/152	301	280	4 OCT 1993	Australian Inst. of Sport, Canberra (AUS)				
4		STAPLES Max	STAPLES	96556	2.03/6'8"	100/220	350	339	27 JUL 1994	Australian Inst. of Sport, Canberra (AUS)				
8		MILLERS Brad	MILLERS	97149	2.00/6'7"	99/218	350	333	24 MAY 1994	Australian Inst. of Sport, Canberra (AUS)				
10		BELL Benjamin	BELL	97341	2.07/6'9"	100/220	350	337	24 FEB 1990	Australian Inst. of Sport, Canberra (AUS)				
11	L	PERRY Luke	PERRY	97473	2.02/6'8"	83/183	353	337	20 NOV 1995	Australian Inst. of Sport, Canberra (AUS)				
13		WALKER Samuel	WALKER	97721	1.94/6'4"	83/183	358	345	19 FEB 1995	Australian Inst. of Sport, Canberra (AUS)				
14	C	SUKOCHEV Grigory	SUKOCHEV	100973	1.96/6'5"	85/187	342	330	18 FEB 1988	Australian Inst. of Sport, Canberra (AUS)			5	5
15		McMullin Alexander	MCMULLIN	100974	2.00/6'7"	76/168	351	333	1 AUG 1995	Australian Inst. of Sport, Canberra (AUS)				
16		SMITH Luke Dwi Putra	SMITH	100977	2.01/6'7"	93/205	356	339	30 AUG 1990	Linkoping Volleyball Club, Linkoping (SWE)			5	5
17		DOUGLAS-POWELL Thomas	TOM D-P	101003	1.92/6'4"	85/187	356	332	16 SEP 1992	University of Winnipeg				
					<b>Team Minimum</b>	1.80/5'11"	69/152	301	280					
					<b>Team Average</b>	1.98/6'6"	88/193	347	331					
					<b>Team Maximum</b>	2.07/6'9"	100/220	358	345					

#### Technical Staff:

**Team Manager** ROBERTSON Grant  
**Head Coach** ILOTT Daniel  
**Assistant Coach** ROBERTSON Grant

#### Uniform colours

**Main**  
**2nd**  
**3rd**

#### Shirt

Green  
 Gold  
 White

#### Shorts

Green  
 Gold  
 White

#### LEGEND

**C** Team Captain      **Int** Other International Competitions      **L** Libero Player      **OG** Olympic Games      **Tot** Total  
**WCH** World Championships

Timing and Results provided by  **TISSOT**



## Team Roster

Состав команд

As of SUN 7 JUL 2013 at 14:26

### BLR - Belarus

No	C/L	Name	Shirt Name	ID	Height m / ft in	Weight kg / lbs	Highest Reach		Date of Birth	Club	National Selections			
							Spike cm	Block cm			WCH	OG	Int	Tot
1		RADZIUK Andrei	RADZIUK	119776	1.92/6'4"	91/201	347	320	23 MAR 1990	Stroitel Minsk				
2		RUSAK Evgeny	RUSAK	466611	1.99/6'6"	89/196	340	305	18 APR 1985	Metallurg Zhlobin				
3		CHARAPOVICH Viachaslau	CHARAPOVIC	119741	1.95/6'5"	90/198	350	330	8 FEB 1992	Metallurg Zhlobin				
4		LIASHCHYNSKAS Stasis	LIASHCHYNSKAS	119740	2.05/6'9"	82/181	350	335	16 APR 1991	Stroitel Minsk				
5		TARAS Siarhei	TARAS	119780	1.90/6'3"	85/187	355	340	7 FEB 1988	Kammunalnik Grodno				
7		BARDACHOU Aliaksandr	BARDACHOU	119778	1.91/6'3"	73/161	342	330	25 MAY 1993	Kammunalnik Grodno				
8		KUKLINSKI Pavel	KUKLINSKI	119782	1.94/6'4"	90/198	340	325	18 DEC 1989	Mogilev Lions				
9	C	APLEVICH Raman	APLEVICH	119775	1.85/6'1"	89/196	335	310	19 MAR 1986	Shahter Soligorsk				
10		MIASHKOU Siarhei	MIASHKOU	119738	1.98/6'6"	98/216	345	325	15 NOV 1991	Mogilev Lions				
11	L	ZABAROUSKI Stanislau	ZABAROUSKI	110223	1.80/5'11"	78/172	335	310	4 JAN 1988	Kammunalnik Grodno				
18		VASH Dzmitry	VASH	119777	1.93/6'4"	85/187	335	310	23 APR 1988	Metallurg Zhlobin				
20		MAROZAU Maksim	MAROZAU	119779	2.04/6'8"	102/225	335	320	29 MAY 1989	Shahter Soligorsk				
					<b>Team Minimum</b>	1.80/5'11"	73/161	335	305					
					<b>Team Average</b>	1.94/6'4"	88/193	342	322					
					<b>Team Maximum</b>	2.05/6'9"	102/225	355	340					

#### Technical Staff:

**Head Coach** BEKSHA Viktor  
**Medical** MASLAU Viktor

#### Uniform colours

**Main** Red  
**2nd** Blue  
**3rd** White

#### Shirt

Red  
Blue  
White


#### Shorts

Red  
Blue  
Blue

#### LEGEND

**C** Team Captain      **Int** Other International Competitions      **L** Libero Player      **OG** Olympic Games      **Tot** Total

**WCH** World Championships

Timing and Results provided by  **TISSOT**



## Team Roster

Состав команд

As of SUN 7 JUL 2013 at 14:26

### BRA - Brazil

No	C/L	Name	Shirt Name	ID	Height m / ft in	Weight kg / lbs	Highest Reach		Date of Birth	Club	National Selections			
							Spike cm	Block cm			WCH	OG	Int	Tot
1		JERONYMO Fabiano		119140	1.84/6'0"	76/168	328	317	11 JUN 1986	ALFA				
2		SOARES Igor		122726	1.87/6'2"	79/174	355	335	26 AUG 1990	ALFA				
3		CRUVINEL Renato		107581	1.82/6'0"	75/165	310	295	16 NOV 1990	ALFA				
4		SILVA Hugo		119462	1.97/6'6"	87/192	342	328	4 JUL 1990	ALFA				
5		SILVA Petrus		4240058	2.03/6'8"	96/212	345	330	5 MAY 1987	ALFA				
6		PERES Victor		107577	1.90/6'3"	85/187	327	315	23 APR 1988	ALFA				
7	C	LIMA Lucas		107578	2.00/6'7"	91/201	348	338	18 AUG 1989	ALFA				
8		SILVA Vivalde		96386	2.00/6'7"	95/209	350	325	18 NOV 1990	ALFA				
9		PINHEIRO Leonardo		4240059	2.10/6'11"	103/227	360	335	9 FEB 1986	ALFA				
10		SILVA Alisson		90876	2.08/6'10"	98/216	342	330	19 OCT 1987	ALFA				
11	L	MORAES Gian		122724	1.70/5'7"	72/159	290	285	30 NOV 1988	ALFA				
12		CIRQUERA Pablo		96388	1.92/6'4"	93/205	340	325	2 DEC 1988	ALFA				
					<b>Team Minimum</b>	1.70/5'7"	72/159	290	285					
					<b>Team Average</b>	1.94/6'4"	88/193	336	322					
					<b>Team Maximum</b>	2.10/6'11"	103/227	360	338					

#### Technical Staff:

**Team Manager** PINTO Luzimar  
**Head Coach** MARTINS Paulo  
**Assistant Coach** LUSTOSA Luiz Eduardo

#### Uniform colours


**Main** White  
**2nd** Yellow  
**3rd**

#### Shorts

White  
Green

#### LEGEND

**C** Team Captain      **Int** Other International Competitions      **L** Libero Player      **OG** Olympic Games      **Tot** Total  
**WCH** World Championships

Timing and Results provided by  **TISSOT**



## Team Roster

Состав команд

As of SUN 7 JUL 2013 at 14:26

### CAN - Canada

No	C/L	Name	Shirt Name	ID	Height m / ft in	Weight kg / lbs	Highest Reach		Date of Birth	Club	National Selections			
							Spike cm	Block cm			WCH	OG	Int	Tot
1	L	NIERODA Derek Grahame	Nieroda	111993	1.85/6'1"	80/176	328	307	24 APR 1990	University of Manitoba				
2		HOAG Nicholas	N. Hoag	111950	2.00/6'7"	92/203	347	320	19 AUG 1992	Team Canada			4	4
3	C	HOWATSON Marc Andrew	Howatson	111970	1.98/6'6"	82/181	345	311	8 APR 1989	Team Canada			4	4
4		MCLEAN Braden David Bruce	McLean	111990	2.03/6'8"	108/238	361	335	22 MAY 1991	Team Canada			4	4
6		JANSEN VANDOORN Daniel	J. VanDoorn	112045	2.02/6'8"	97/214	357	333	21 MAR 1990	Trinity Western University				
8		DEMAN Colton Gordon Gerard	deMan	111922	1.93/6'4"	89/196	353	326	15 AUG 1990	Mount Royal University				
9		BLANKENAU Jay Michael	Blankenau	110529	1.93/6'4"	91/201	332	309	27 SEP 1989	Team Canada			4	4
10		MARSHALL Steven James Douglas	Marshall	111980	1.90/6'3"	85/187	347	320	23 NOV 1989	Trinity Western University				
12		VANBERKEL Lucas Joshua	Van Berkel	112016	2.06/6'9"	106/234	351	325	29 NOV 1991	Trinity Western University				
14		HOAG Christopher	C. Hoag	111919	1.92/6'4"	84/185	337	315	3 SEP 1988	Team Canada				
15		SANDERS Tyler James	Sanders	112013	1.90/6'3"	84/185	329	311	14 DEC 1991	Team Canada				
19		VOTH Christopher Henry Landon	Voth	112039	1.95/6'5"	80/176	348	319	27 SEP 1990	University of Manitoba			4	4
					<b>Team Minimum</b>	1.85/6'1"	80/176	328	307					
					<b>Team Average</b>	1.96/6'5"	90/198	345	319					
					<b>Team Maximum</b>	2.06/6'9"	108/238	361	335					

#### Technical Staff:

**Head Coach** MCKAY Lawrence  
**Assistant Coach** KOZAMERNIK Tilen  
**Assistant Coach** LEKNOIS Stephen Michael

#### Uniform colours

**Main**  
**2nd**  
**3rd**

#### Shirt

Red  
 White

#### Shorts

Black  
 Red

#### LEGEND

**C** Team Captain      **Int** Other International Competitions      **L** Libero Player      **OG** Olympic Games      **Tot** Total

**WCH** World Championships

Timing and Results provided by  **TISSOT**





## Team Roster

Состав команд

As of SUN 7 JUL 2013 at 14:26

### CHI - Chile

No	C/L	Name	Shirt Name	ID	Height m / ft in	Weight kg / lbs	Highest Reach		Date of Birth	Club	National Selections			
							Spike cm	Block cm			WCH	OG	Int	Tot
1		PARRAGUIRRE Vicente	PARRAGUIRRE	144783	1.90/6'3"	88/194	325	310	14 OCT 1994	Universiad Catolica			5	5
2		SALINAS Rodrigo	SALINAS	110376	1.85/6'1"	78/172	315	305	6 MAY 1991	Universiad Chili			4	4
3		PARRAGUIRRE Tomas	PARRAGUIRRE	110350	1.92/6'4"	90/198	320	310	1 MAR 1991	Universiad Catolica			0	0
4		CACERES Carlos	CACERES	110344	1.85/6'1"	85/187	305	290	18 FEB 1989	Universiad Catolica			0	0
5	C	PARRAGUIRRE Matias	PARRAGUIRRE	110352	1.95/6'5"	98/216	310	300	2 JUL 1987	Universiad Catolica			10	10
6		FRAZZONI Roberto	FRAZZONI	110345	1.88/6'2"	78/172	310	295	28 SEP 1992	Universiad Del Desarrollo			2	2
7	L	PAPAGALLO Felipe	PAPAGALLO	110347	1.78/5'10"	75/165	295	280	11 AUG 1991	Universiad Gabriela Mistral			3	3
8		GONZALEZ Christian	GONZALEZ	110366	1.80/5'11"	75/165	270	250	1 APR 1991	Universiad Catolica			0	0
9		LOPEZ Cristobal	LOPEZ	110371	1.90/6'3"	89/196	310	305	26 SEP 1989	Universiad Gabriela Mistral			3	3
10		VALENZUELA Diego	VALENZUELA	110382	1.85/6'1"	78/172	305	300	7 FEB 1991	Universiad Catolica			1	1
11		RILLING Alan	RILLING	110387	1.80/5'11"	82/181	320	308	5 NOV 1987	Universiad Catolica teimuco			3	3
13		GOMEZ Felipe	GOMEZ	110356	1.90/6'3"	87/192	310	305	23 NOV 1992	Universiad Del Desarrollo			0	0
					<b>Team Minimum</b>	1.78/5'10"	75/165	270	250					
					<b>Team Average</b>	1.87/6'1"	84/184	308	297					
					<b>Team Maximum</b>	1.95/6'5"	98/216	325	310					

**Technical Staff:**  
**Head Coach** SERRANO Claudio  
**Assistant Coach** LOPEZ Igor  
**Assistant Coach** MENDEZ Victor  
**Medical** SLIER Christian

**Uniform colours**

**Main**

**2nd**

**3rd**

**Shirt**

Red

White

Red

**Shorts**

White

Blue

Blue

**LEGEND**

**C** Team Captain  
**WCH** World Championships

**Int** Other International Competitions

**L** Libero Player

**OG** Olympic Games

**Tot** Total

Timing and Results provided by  **TISSOT**



## Team Roster

Состав команд

As of SUN 7 JUL 2013 at 16:12

### CHN - China

No	C/L	Name	Shirt Name	ID	Height m / ft in	Weight kg / lbs	Highest Reach		Date of Birth	Club	National Selections			
							Spike cm	Block cm			WCH	OG	Int	Tot
1		TANG Pishengyu		81433	1.90/6'3"	85/187	340	320	13 APR 1995	Nanjing University of Information science and Technology				
2		LI Chenhao		81379	1.94/6'4"	83/183	310	300	19 APR 1993	Tsing hua University				
3		LIN Bo		81612	1.99/6'6"	100/220	350	330	4 JUL 1988	Beijing diajiaotiong University				
4		CAO Hailun		81348	1.94/6'4"	88/194	320	310	4 MAY 1993	Renmin University of China				
5		WANG Yang		81475	1.95/6'5"	85/187	335	320	28 FEB 1993	Nanjing University of Information science and Technology				
8	C	SUN Yubo		81506	1.97/6'6"	110/243	330	320	3 MAR 1990	Beijing diajiaotiong University				
9		WANG Xi		81384	1.87/6'2"	87/192	330	320	11 JAN 1990	Beijing diajiaotiong University				
10		SUN Gongping		81732	1.87/6'2"	85/187	330	320	12 JUL 1991	Beijing diajiaotiong University				
11		YUAN Huilong		81725	1.98/6'6"	85/187	350	330	26 OCT 1993	Beijing diajiaotiong University				
12		KANG Long		81220	1.93/6'4"	98/216	325	315	15 MAY 1988	Nanchang University				
18	L	XU Xin		81391	1.88/6'2"	80/176	320	310	10 OCT 1992	Nanjing University of Information science and Technology				
					<b>Team Minimum</b>	1.87/6'2"	80/176	310	300					
					<b>Team Average</b>	1.93/6'4"	90/198	331	318					
					<b>Team Maximum</b>	1.99/6'6"	110/243	350	330					

#### Technical Staff:

**Head Coach** CHEN Xingbiao  
**Assistant Coach** SUN Guomin  
**Assistant Coach** ZHANG Jinwen  
**Medical** LU Tiejuan

#### Uniform colours

**Main**  
**2nd**  
**3rd**

#### Shirt

Red  
 White

#### Shorts

Red  
 Blue

#### LEGEND


**C** Team Captain  
**WCH** World Championships

**Int** Other International Competitions

**L** Libero Player

**OG** Olympic Games

**Tot** Total

Timing and Results provided by  **TISSOT**



## Team Roster

Состав команд

As of SUN 7 JUL 2013 at 14:26

### CZE - Czech Republic

No	C/L	Name	Shirt Name	ID	Height m / ft in	Weight kg / lbs	Highest Reach		Date of Birth	Club	National Selections			
							Spike cm	Block cm			WCH	OG	Int	Tot
1		VACHOUSEK Stanislav	VACHOUSEK	84642	1.90/6'3"	88/194	336	310	11 NOV 1987	CZU Praha				
2	L	VACLAVIK Jan	VACLAVIK	84627	1.80/5'11"	72/159	317	301	15 APR 1985	VK Ostrava				
3		PAJMA Tomas	PAJMA	84599	2.05/6'9"	96/212	348	338	30 JUL 1989	CZU Praha				
4	C	KRBA Jan	KRBA	84590	1.94/6'4"	87/192	346	330	22 OCT 1986	WCA Anischetten				
5		VASICEK Jiri	VASICEK	84643	1.93/6'4"	78/172	342	320	11 JUN 1992	Stare Meeto				
6		HANIK Zdenek	HANIK	84603	1.76/5'9"	80/176	335	330	11 JUL 1986	VK Ostrava				
7		SOBEK Jakub	SOBEK	84621	1.96/6'5"	87/192	330	315	3 OCT 1991	Aero J.V				
8		MLCUCI Josef	MLCUCI	84597	2.02/6'8"	97/214	340	330	8 JAN 1990	Voleibal BRNO				
9		KOLACEK Michal	KOLACEK	84607	1.96/6'5"	95/209	355	340	3 SEP 1989	Stare Meeto				
11		SEDLAR Jan	SEDLAR	84620	2.00/6'7"	92/203	352	331	21 JUN 1987	Aero J.V				
12		FORT Dominik	FORT	84584	1.90/6'3"	82/181	343	320	17 SEP 1989	VK Ostrava				
13		KULIHA Jan	KULIHA	4240061	1.97/6'6"	87/192	348	335	24 MAY 1990	C. Budezovice				
					<b>Team Minimum</b>	1.76/5'9"	72/159	317	301					
					<b>Team Average</b>	1.93/6'4"	87/191	341	325					
					<b>Team Maximum</b>	2.05/6'9"	97/214	355	340					

#### Technical Staff:

**Head Coach** VASINA Lubomir  
**Assistant Coach** HRAB Alec  
**Medical** SLAVIK Milan

#### Uniform colours

**Main**  
**2nd**  
**3rd**

#### Shirt

White  
 Red  
 Blue

#### Shorts

Blue  
 Blue  
 Red

#### LEGEND


**C** Team Captain  
**WCH** World Championships

**Int** Other International Competitions

**L** Libero Player

**OG** Olympic Games

**Tot** Total

Timing and Results provided by  **TISSOT**



## Team Roster

Состав команд

As of SUN 7 JUL 2013 at 14:26

### EST - Estonia

No	C/L	Name	Shirt Name	ID	Height m / ft in	Weight kg / lbs	Highest Reach		Date of Birth	Club	National Selections			
							Spike cm	Block cm			WCH	OG	Int	Tot
1		TAMMEMAA Timo	TAMMEMAA	87599	2.00/6'7"	92/203	340	320	18 NOV 1991	Selver Tallinn			0	0
2		KEEL Martti	KEEL	87438	1.89/6'2"	86/190	310	295	30 JAN 1992	Selver Tallinn			23	23
6		JUHKAMI Martti	JUHKAMI	87625	1.95/6'5"	91/201	335	315	6 JUN 1988	Selver Tallinn			20	20
7		ORAV Oliver	ORAV	95768	1.89/6'2"	77/170	330	300	31 AUG 1995	Selver Tallinn			0	0
8	C	NOLVAK Kusti	NOLVAK	87455	1.89/6'2"	83/183	322	315	6 NOV 1991	TTU			7	7
10		ROSENBLATT Martti	ROSENBLATT	87637	1.98/6'6"	90/198	341	321	29 DEC 1987	Selver Tallinn			51	51
12		KIVISILD Meelis	KIVISILD	87601	1.99/6'6"	90/198	332	317	28 JUL 1990	Selver Tallinn			21	21
13		RAADIK Andrus	RAADIK	87623	1.96/6'5"	97/214	330	303	19 OCT 1986	Parnu VK			2	2
15		KORESAAR Kardo	KORESAAR	87624	2.00/6'7"	99/218	340	320	24 APR 1987	Parnu VK			3	3
16	L	JARVEKULG Edgar	JARVEKULG	87639	1.84/6'0"	77/170	315	293	12 JUN 1988	Parnu VK			5	5
17		ENNEMUIST Siim	ENNEMUIST	87492	1.97/6'6"	86/190	352	327	5 DEC 1989	TTU			16	16
20		TIISAAR Mart	TIISAAR	87489	2.04/6'8"	91/201	352	327	5 NOV 1991	TTU			4	4
					<b>Team Minimum</b>	1.84/6'0"	77/170	310	293					
					<b>Team Average</b>	1.95/6'5"	88/195	333	313					
					<b>Team Maximum</b>	2.04/6'8"	99/218	352	327					

#### Technical Staff:

**Team Manager** RIKBERG Alar  
**Head Coach** KEEL Avo  
**Assistant Coach** TIITS Tarmo  
**Assistant Coach** VASSILJEV Rainer  
**Medical** MARUSTE Gardo

#### Uniform colours

**Main**  
**2nd**  
**3rd**

#### Shirt

Blue  
White  
Navy

#### Shorts

Blue  
Blue  
Navy

#### LEGEND

**C** Team Captain      **Int** Other International Competitions      **L** Libero Player      **OG** Olympic Games      **Tot** Total

**WCH** World Championships

Timing and Results provided by  **TISSOT**





## Team Roster

Состав команд

As of SUN 7 JUL 2013 at 14:26

### HKG - Hong Kg, China

No	C/L	Name	Shirt Name	ID	Height m / ft in	Weight kg / lbs	Highest Reach		Date of Birth	Club	National Selections			
							Spike cm	Block cm			WCH	OG	Int	Tot
1		CHAN Kwong Kit	K. K. Chan	97701	1.74/5'9"	62/137	305	285	26 NOV 1987	POLY University			0	0
2	C	CHAN Tung Ping	T. P. Chan	97155	1.85/6'1"	78/172	320	310	5 JAN 1990	CITY University			1	1
3	L	WONG Ho Kiu	H. K. Wong	96457	1.72/5'8"	67/148	315	310	4 SEP 1992	HK University			2	2
4		LAM Long Hei	L. H. Lam	97766	1.69/5'7"	65/143	285	280	7 NOV 1987	CITY University			1	1
5		CHAN Alex Chi Wai	A.C.W. Chan	97782	1.95/6'5"	87/192	330	310	18 APR 1993	HK University			4	4
6	L	NG Kin Pong Jonathan	K.P.J. Ng	96467	1.68/5'6"	53/117	280	280	8 JUL 1987	CITY University			2	2
7		CHONG Kei Loi	K. L. Chong	90510	1.86/6'1"	70/154	325	305	19 AUG 1988	CITY University			2	2
8		YIK Chi Hin	C. H. Yik	96700	1.95/6'5"	87/192	325	310	26 AUG 1991	CUHK			1	1
9		CHUNG Wai Sze	W.S. Chung	96823	1.86/6'1"	77/170	315	308	4 SEP 1991	CITY University			1	1
10		LAM Kwok Cheung	K.C. Lam	97749	1.89/6'2"	70/154	320	315	20 DEC 1991	POLY University			4	4
11		SIU Cheong Hung	C.H. Siu	97697	1.90/6'3"	88/194	320	310	26 JAN 1993	CUHK			5	5
12		WU Lok Kan	L.K. Wu	90502	1.93/6'4"	76/168	325	315	22 JAN 1994	CITY University			2	2
					<b>Team Minimum</b>	1.68/5'6"	53/117	280	280					
					<b>Team Average</b>	1.84/6'0"	73/162	314	303					
					<b>Team Maximum</b>	1.95/6'5"	88/194	330	315					

#### Technical Staff:

Head Coach KIN TAT Chan

#### Uniform colours

Main

2nd

3rd

#### Shirt

White

Yellow

Blue

#### Shorts

Black

Red

Blue

#### LEGEND

C Team Captain  
WCH World Championships

Int Other International Competitions

L Libero Player

OG Olympic Games

Tot Total

Timing and Results provided by  TISSOT



## Team Roster

Состав команд

As of SUN 7 JUL 2013 at 14:26

### JPN - Japan

No	C/L	Name	Shirt Name	ID	Height m / ft in	Weight kg / lbs	Highest Reach		Date of Birth	Club	National Selections			
							Spike cm	Block cm			WCH	OG	Int	Tot
1	C	OZAWA Shoh	OZAWA	55097	1.78/5'10"	70/154	345	325	5 MAY 1989	JT Thunders			1	1
2		CHIJIKI Shunsuke	CHIJIKI	55194	1.93/6'4"	82/181	340	330	6 SEP 1989	SAKAI Blazers			3	3
3	L	KOGA Taichiro	KOGA	55134	1.69/5'7"	68/150	300	280	4 OCT 1989	TOYODA GOSEI Treferza			0	0
4		SHIOTA Tatsuya	SHIOTA	55138	1.92/6'4"	83/183	335	320	17 NOV 1989	SUNTORY Sunbirds			2	2
5		FUKATSU Hideomi	FUKATSU	55206	1.80/5'11"	68/150	331	305	1 JUN 1990	PANASONIC Panthers			0	0
6		WATANABE Sogo	WATANABE	55267	1.96/6'5"	83/183	340	320	21 JUL 1990	PANASONIC Panthers			1	1
7		HOSHINO Hidetomo	HOSHINO	55210	1.87/6'2"	82/181	325	310	29 SEP 1990	Toray Arrows			1	1
8		RI Haku	RI	55241	1.93/6'4"	82/181	340	325	27 DEC 1990	Toray Arrows			0	0
9		DEKITA Takashi	DEKITA	55175	1.99/6'6"	88/194	345	330	13 AUG 1991	TSUKUBA University			1	1
10		MAEDA Issei	MAEDA	55273	1.81/5'11"	74/163	320	305	22 SEP 1991	TSUKUBA University			1	1
11		FUSHIMI Yamato	FUSHIMI	55208	2.07/6'9"	120/265	348	320	24 DEC 1991	JUNTENDO University			1	1
12		YAMADA Shuzo	YAMADA	55246	1.92/6'4"	80/176	326	310	27 NOV 1992	Nippon Sports Science University			1	1
					<b>Team Minimum</b>	1.69/5'7"	68/150	300	280					
					<b>Team Average</b>	1.89/6'2"	82/180	333	315					
					<b>Team Maximum</b>	2.07/6'9"	120/265	348	330					

#### Technical Staff:

**Team Manager** MIYAKOZAWA Tadao  
**Head Coach** TOKUNAGA Fumitoshi  
**Assistant Coach** YAMAMOTO Kenji  
**Assistant Coach** FUJITA Kazuhiro  
**Medical** NISHINO Tomofumi

#### Uniform colours

**Main**  
**2nd**  
**3rd**

#### Shirt

Red  
 Black  
 White


#### Shorts

Red  
 Black  
 Red

#### LEGEND

**C** Team Captain      **Int** Other International Competitions      **L** Libero Player      **OG** Olympic Games      **Tot** Total

**WCH** World Championships

Timing and Results provided by  **TISSOT**



## Team Roster

Состав команд

As of SUN 7 JUL 2013 at 14:26

### KOR - Korea

No	C/L	Name	Shirt Name	ID	Height m / ft in	Weight kg / lbs	Highest Reach		Date of Birth	Club	National Selections			
							Spike cm	Block cm			WCH	OG	Int	Tot
1		SONG Huichae	SONG, HUI-CHAE	91011	1.92/6'4"	84/185	330	315	29 APR 1992	Kyonggi University			16	16
3		KWAK Myoungwoo	KWAK, MYOUNG-WOO	91029	1.93/6'4"	75/165	330	316	8 APR 1991	Sungkyunkwan University			0	0
5	L	OH Jaeseong	OH, JAE-SEONG	91032	1.75/5'9"	62/137	300	285	2 APR 1992	Sungkyunkwan University			21	21
6		LEE Mingyu	LEE, MIN-GYU	91034	1.94/6'4"	78/172	321	309	3 DEC 1992	Kyonggi University			37	37
7	C	LEE Kangwon	LEE, KANG-WON	91036	1.98/6'6"	91/201	334	320	5 MAY 1990	LIG Insurance			38	38
9		JIN Seongtae	JIN, SEONG-TAE	91017	1.99/6'6"	87/192	333	320	3 FEB 1993	Kyonggi University			39	39
10		NA Gyeongbok	NA, GYEONG-BOK	91215	1.99/6'6"	84/185	334	320	8 APR 1994	Inha University			15	15
11		SONG Myunggeun	SONG, MYUNG-GEUN	91194	1.97/6'6"	80/176	332	319	12 MAR 1993	Kyonggi University			37	37
15		KIM Myeongjin	KIM, MYEONG-JIN	91247	2.00/6'7"	80/176	334	322	27 MAR 1991	Hanyang University			0	0
16		SIM Kyoung-Sub	SIM, KYOUNG-SUB	91335	1.97/6'6"	88/194	330	319	28 AUG 1991	Sungkyunkwan University			17	17
17		PARK Jinwoo	PARK, JIN-WOO	91256	1.98/6'6"	78/172	332	322	18 MAR 1990	Woori Card			21	21
18		KIM Kyumin	KIM, KYU-MIN	91631	1.99/6'6"	92/203	331	319	28 DEC 1990	Kyonggi University			0	0
					<b>Team Minimum</b>	1.75/5'9"	62/137	300	285					
					<b>Team Average</b>	1.95/6'5"	82/180	328	316					
					<b>Team Maximum</b>	2.00/6'7"	92/203	334	322					

#### Technical Staff:

**Head Coach** KIM Chanho  
**Assistant Coach** LEE Dongyoub

#### Uniform colours

**Main** Red  
**2nd** Blue  
**3rd** White

#### Shirt

Red  
Blue  
White

#### Shorts

Red  
Blue  
Blue

#### LEGEND

**C** Team Captain      **Int** Other International Competitions      **L** Libero Player      **OG** Olympic Games      **Tot** Total

**WCH** World Championships

Timing and Results provided by  **TISSOT**



## Team Roster

Состав команд

As of SUN 7 JUL 2013 at 14:26

### LAT - Latvia

No	C/L	Name	Shirt Name	ID	Height m / ft in	Weight kg / lbs	Highest Reach		Date of Birth	Club	National Selections			
							Spike cm	Block cm			WCH	OG	Int	Tot
1		JANSONS Martins		110597	1.87/6'2"	82/181	325	315	10 MAR 1991	Daugavpils Universitate				
3		VISOCKIS Vladimirs		110601	1.95/6'5"	89/196	335	320	17 JUN 1994	LASE/R- Riga				
4		LIEPINS Janis		110608	2.00/6'7"	98/216	312	332	19 FEB 1992	LASE/R- Riga				
6		VORONKO Eriks		110595	1.94/6'4"	86/190	336	321	31 DEC 1990	Daugavpils Universitate				
8	L	NIKOLAJEVs Sergejs		110622	1.91/6'3"	85/187	325	315	8 FEB 1986	Daugavpils Universitate				
9		TOCS Edgars		110596	1.93/6'4"	88/194	345	330	29 NOV 1988	Daugavpils Universitate				
10		LAVRENOVS Dmitrijs		110607	1.93/6'4"	81/179	325	320	12 AUG 1990	Daugavpils Universitate				
11	C	PETROVS Deniss		110593	1.88/6'2"	81/179	330	320	31 AUG 1986	Daugavpils Universitate				
13		CINNE Vitalijs		110594	1.90/6'3"	96/212	335	320	2 AUG 1989	Daugavpils Universitate				
14		ZAVOROTNIJS Andrejs		110625	1.95/6'5"	93/205	337	328	23 JUL 1985	LASE/R- Riga				
15		SAMUILOVS Aleksandrs		110604	2.00/6'7"	98/216	345	335	26 AUG 1989	Daugavpils Universitate				
17		AVDEJEVS Aleksandrs		110599	1.98/6'6"	89/196	340	325	28 APR 1995	LASE/R- Riga				
					<b>Team Minimum</b>	1.87/6'2"	81/179	312	315					
					<b>Team Average</b>	1.94/6'4"	89/196	333	323					
					<b>Team Maximum</b>	2.00/6'7"	98/216	345	335					

#### Technical Staff:


<b>Head Coach</b>	SAVICKIS Edgars
<b>Assistant Coach</b>	LAKSA Ella
<b>Assistant Coach</b>	RUDOVICS Elmars
<b>Medical</b>	CIRULIS Ainars
<b>Medical</b>	PRESNAKOVs Viktors

#### Uniform colours

<b>Main</b>	Red	<b>Shorts</b>	Black
<b>2nd</b>	White		Black
<b>3rd</b>	Blue		Black

#### LEGEND

<b>C</b>	Team Captain	<b>Int</b>	Other International Competitions	<b>L</b>	Libero Player	<b>OG</b>	Olympic Games	<b>Tot</b>	Total
<b>WCH</b>	World Championships								

Timing and Results provided by  **TISSOT**





## Team Roster

Состав команд

As of SUN 7 JUL 2013 at 14:26

### MAC - Macau

No	C/L	Name	Shirt Name	ID	Height m / ft in	Weight kg / lbs	Highest Reach		Date of Birth	Club	National Selections				
							Spike cm	Block cm			WCH	OG	Int	Tot	
3		CHAN Weng Io	CHAN W I	116902	1.87/6'2"	72/159	310	310	16 AUG 1987	Ka I				4	4
4		WONG Wai Hei	WONG W H	116912	1.72/5'8"	65/143	300	290	14 JUN 1994	Hong Nam				1	1
5	C	KAN Chou Pui	KAN C P	116939	1.76/5'9"	70/154	305	300	1 OCT 1987	Ka I				4	4
6		LAM Man Tek	LAM M T	117428	1.73/5'8"	71/157	300	295	23 JUL 1987	Ka I				0	0
7		CHOI Wai Kit	CHOI W K	116855	1.89/6'2"	82/181	320	310	13 MAY 1987	Hong Nam				7	7
9		LEONG Kuan Kin	LEONG K K	116927	1.77/5'10"	65/143	300	300	13 JUN 1989	Hong Nam				7	7
11		IEONG I Kit	IEONG I K	116381	1.83/6'0"	98/216	305	298	2 SEP 1987	Ka I				4	4
12		LAM Lok Hang	LAM L H	117353	1.91/6'3"	82/181	330	310	20 MAR 1991	Hong Nam				7	7
13	L	CHIANG Sio Man	CHIANG S M	116858	1.63/5'4"	59/130	270	300	22 JUL 1989	Ka I				0	0
14		LEONG On Tek	LEONG O T	116304	1.85/6'1"	83/183	300	298	8 JAN 1990	Hong Nam				7	7
17		WONG Chon Hang	WONG C H	116300	1.73/5'8"	70/154	260	260	21 AUG 1991	Hong Nam				0	0
18	L	CHAN Ka Hei	CHAN K H	116906	1.80/5'11"	78/172	330	305	7 DEC 1988	Ka I				3	3
					<b>Team Minimum</b>	1.63/5'4"	59/130	260	260						
					<b>Team Average</b>	1.79/5'11"	75/164	303	298						
					<b>Team Maximum</b>	1.91/6'3"	98/216	330	310						

#### Technical Staff:

**Head Coach** NG Wai Keong  
**Assistant Coach** CHAN Man Kan  
**Medical** CHAN Cheong Kin

#### Uniform colours

**Main**  
**2nd**  
**3rd**

#### Shirt

Green  
 Black  
 White

#### Shorts

Black  
 Black  
 Black

#### LEGEND

**C** Team Captain      **Int** Other International Competitions      **L** Libero Player      **OG** Olympic Games      **Tot** Total

**WCH** World Championships

Timing and Results provided by  **TISSOT**



## Team Roster

Состав команд

As of SUN 7 JUL 2013 at 14:26

### MEX - Mexico

No	C/L	Name	Shirt Name	ID	Height m / ft in	Weight kg / lbs	Highest Reach		Date of Birth	Club	National Selections			
							Spike cm	Block cm			WCH	OG	Int	Tot
1		VALDES Jesus	Valdes	116234	1.88/6'2"	90/198	330	310	5 OCT 1990	UANL				
3		TOVAR Eduardo	Tovar	114638	1.86/6'1"	92/203	340	325	2 AUG 1988	UANL				
4		PETRIS Martin Gilberto	Petris	116182	1.94/6'4"	86/190	330	310	23 JUL 1990	UNAM				
5		LIZARRAGA Efrain Guadalupe	Lizarraga	114629	1.77/5'10"	75/165	308	300	12 DEC 1990	UAS				
7		BARAJAS Jorge Alejandro	Barajas	116225	1.88/6'2"	83/183	309	300	7 MAY 1991	UACH				
8		VARGAS OSORIO Daniel	Vargas	116227	1.97/6'6"	95/209	340	325	1 SEP 1986	UAS				
9		GUERRERO Ismael	Guerrero	114655	2.04/6'8"	84/185	330	330	15 MAR 1988	Tec Monterrey				
10	L	MEDINA David Raul	Medina	114673	1.79/5'10"	75/165	309	300	4 DEC 1986	UANL				
11		ORELLANA Nestor	Orellana	116221	1.95/6'5"	78/172	330	320	7 JAN 1992	UANL				
12		ARANZUBIA Rodolfo	Aranzubia	114662	1.75/5'9"	75/165	340	330	2 AUG 1988	UAS				
13		CORDOVA ARVIZU Samuel	Cordova	116220	1.99/6'6"	89/196	345	335	13 MAR 1989	UACH				
14	C	AGUILERA Tomas Alonso	Aguilera	114649	2.02/6'8"	96/212	345	330	15 NOV 1988	UACH				
					<b>Team Minimum</b>	1.75/5'9"	75/165	308	300					
					<b>Team Average</b>	1.90/6'3"	85/187	330	318					
					<b>Team Maximum</b>	2.04/6'8"	96/212	345	335					

#### Technical Staff:

**Head Coach** VALDEZ NIEBLA Jesus Edgar  
**Assistant Coach** ARENAS Jesus Antonio  
**Medical** FRAGOSO BARRERA Ernesto Gorgonio

#### Uniform colours

**Main** Green  
**2nd** White  
**3rd**


#### Shorts

Green  
 White

#### LEGEND

**C** Team Captain      **Int** Other International Competitions      **L** Libero Player      **OG** Olympic Games      **Tot** Total

**WCH** World Championships

Timing and Results provided by  **TISSOT**



## Team Roster

Состав команд

As of SUN 7 JUL 2013 at 14:26

### POL - Poland

No	C/L	Name	Shirt Name	ID	Height m / ft in	Weight kg / lbs	Highest Reach		Date of Birth	Club	National Selections			
							Spike cm	Block cm			WCH	OG	Int	Tot
2		POPIK Kacper	POPIK	99317	1.91/6'3"	83/183	330	320	19 OCT 1992	Keczanin				
3	C	LOMACZ Grzegorz	LOMACZ	104348	1.87/6'2"	92/203	339	320	1 OCT 1987	Lotos Gdansk			51	51
4		WLODARCZYK Wojciech	WLODARCZYK	110899	2.00/6'7"	91/201	350	320	28 OCT 1990	Skra Belchatow			2	2
5		KLOS Karol	KLOS	112891	2.00/6'7"	85/187	365	338	8 AUG 1989	Skra Belchatow			25	25
7		HEBDA Milosz	HEBDA	104719	2.07/6'9"	94/207	350	328	11 MAR 1991	AZS Czestochowa				
10		ZALINSKI Wosciech	ZALINSKI	110875	2.07/6'9"	98/216	350	330	19 FEB 1990	Lotos Gdansk			1	1
11		ZAJDER Maciej	ZAJDER	104677	2.02/6'8"	100/220	345	325	31 JAN 1988	Lotos Gdansk			2	2
12		BOCIEK Grzegorz	BOCIEK	112922	2.06/6'9"	114/251	363	340	6 JUN 1991	ZAKSA				
13		WIERZBOWSKI Krzysztof	WIERZBOWSKI	104709	1.97/6'6"	95/209	340	315	18 JUL 1988	Lotos Gdansk				
15		FERENS Wojciech	FERENS	104716	1.94/6'4"	95/209	350	320	5 APR 1991	ZAKSA				
16		HAIN Piotr	HAIN	104688	2.07/6'9"	100/220	354	330	26 FEB 1991	AZS Olsztyn			1	1
18	L	WOJTASZEK Damian	WOJTASZEK	104560	1.80/5'11"	80/176	320	310	7 SEP 1988	Jastrzebski Wegel, Weigel (POL)				
					<b>Team Minimum</b>	1.80/5'11"	80/176	320	310					
					<b>Team Average</b>	1.98/6'6"	94/207	346	325					
					<b>Team Maximum</b>	2.07/6'9"	114/251	365	340					

#### Technical Staff:

**Head Coach** PANAS Radoslaw  
**Assistant Coach** KWAPISIEWICZ Dominik  
**Medical** CIESIUN Pawel  
**Medical** JEDRASIK Maciej

#### Uniform colours

**Main**  
**2nd**  
**3rd**


**Shirt**  
 White  
 Red  
 Blue

**Shorts**  
 Red  
 Red  
 Blue

#### LEGEND

**C** Team Captain      **Int** Other International Competitions      **L** Libero Player      **OG** Olympic Games      **Tot** Total

**WCH** World Championships

Timing and Results provided by  **TISSOT**



## Team Roster

Состав команд

As of SUN 7 JUL 2013 at 14:26

### RUS - Russian Fed.

No	C/L	Name	Shirt Name	ID	Height m / ft in	Weight kg / lbs	Highest Reach		Date of Birth	Club	National Selections			
							Spike cm	Block cm			WCH	OG	Int	Tot
1		VOLVICH Artem	Volvich	125159	2.12/6'11"	105/231	360	320	22 JAN 1990	Lokomotiv Novosibirsk			6	6
3		KOVALEV Dmitriy	Kovalev	124797	1.98/6'6"	92/203	355	335	15 MAR 1991	Prikamie perm			2	2
4		ANTIPKIN Sergey	Antipkin	124843	1.97/6'6"	83/183	330	310	28 MAR 1986	Gazprom - Ugra Surgut, Surgut (RUS)			1	1
5		SYCHEV Oleg	Sychev	125157	2.10/6'11"	100/220	355	340	22 APR 1988	Guberniya			6	6
7		SHIPOTKO Denis	Shipotko	124821	2.00/6'7"	95/209	340	310	28 FEB 1985	Gazprom - Ugra Surgut, Surgut (RUS)			0	0
8	C	BIRUYKOV Denis	Biriukov	124808	2.04/6'8"	93/205	355	330	8 DEC 1988	Dynamo Moscow			10	10
9	L	GOLUBEV Valentin	Golubev	124810	1.86/6'1"	81/179	330	310	3 MAY 1992	Lokomotiv Novosibirsk			3	3
10		MARKIN Alexandr	Markin	124799	1.97/6'6"	96/212	345	320	28 JUL 1990	Dynamo Moscow			6	6
14		SHCHERBININ Dmitriy	Shcherbinin	124842	2.05/6'9"	100/220	348	330	10 SEP 1989	Dynamo Moscow			9	9
15		ILINYKH Dmitry	Ilinykh	124844	2.01/6'7"	91/201	351	331	31 JAN 1987	Belogorie Belgorod			7	7
17		ZHIGALOV Maksim	Zhigalov	124846	2.03/6'8"	90/198	355	330	26 JUL 1989	Belogorie Belgorod			2	2
18		SAVIN Sergey	Savin	124817	2.00/6'7"	94/207	357	340	7 OCT 1988	Guberniya			0	0
					<b>Team Minimum</b>	1.86/6'1"	81/179	330	310					
					<b>Team Average</b>	2.01/6'7"	93/206	348	326					
					<b>Team Maximum</b>	2.12/6'11"	105/231	360	340					

#### Technical Staff:

**Head Coach** SHLIAPNIKOV Sergei  
**Assistant Coach** KHROMENKOV Vladimir  
**Assistant Coach** SUKHANOV Andrey  
**Medical** SHIRIIAZDANOV Ramis  
**Medical** KAZANTSEV Alexander

#### Uniform colours

**Main** Red  
**2nd** Blue  
**3rd** White

#### Shirt

Red  
 Blue  
 White


#### Shorts

Red  
 Blue  
 Blue

#### LEGEND

**C** Team Captain      **Int** Other International Competitions      **L** Libero Player      **OG** Olympic Games      **Tot** Total

**WCH** World Championships

Timing and Results provided by  **TISSOT**



## Team Roster

Состав команд

As of SUN 7 JUL 2013 at 14:26

### SUI - Switzerland

No	C/L	Name	Shirt Name	ID	Height m / ft in	Weight kg / lbs	Highest Reach		Date of Birth	Club	National Selections			
							Spike cm	Block cm			WCH	OG	Int	Tot
1		STEIGMEIER Sebastien		95789	2.00/6'7"	100/220	358	330	5 JUL 1989	Brandon University			4	4
3		GIGER Reto		95743	1.94/6'4"	82/181	340	310	5 AUG 1991	TV Schönenwerd			0	0
4		WALZER Marc		96008	1.99/6'6"	85/187	340	320	2 MAR 1990	Volley Amriswil			2	2
5		WETZEL Elias		96034	1.95/6'5"	88/194	346	319	12 MAY 1993	Volley Amriswil			0	0
7		BALDY-MOULINIER Nicolas Christoph		95752	1.94/6'4"	89/196	335	315	14 MAR 1989	LUTRY-LAVALUX			25	25
11		BRUEHWILER Roman		95749	1.88/6'2"	80/176	340	315	14 AUG 1987	Volley Amriswil			4	4
12		HAENGGI Christoph		95755	1.94/6'4"	80/176	340	315	18 JUL 1993	TV Schönenwerd			12	12
14	C	CARREL Julien		94778	1.88/6'2"	72/159	330	310	19 JUL 1988	Lausanne Volley			7	7
15	L	VAUTIER Joris		95987	1.81/5'11"	67/148	315	305	12 JUN 1990	Lausanne Volley			10	10
16		BRANDER Fabian		94798	1.96/6'5"	82/181	345	322	16 APR 1987	TV Schönenwerd			28	28
17		EHRAT Samuel		95742	2.00/6'7"	81/179	345	320	20 APR 1992	VOLLEY NAEFELS			2	2
18		CHANDON Yohan		94779	1.90/6'3"	81/179	330	305	24 AUG 1988	Lausanne Volley			10	10
					<b>Team Minimum</b>	1.81/5'11"	67/148	315	305					
					<b>Team Average</b>	1.93/6'4"	82/181	339	316					
					<b>Team Maximum</b>	2.00/6'7"	100/220	358	330					

#### Technical Staff:

**Team Manager** LATELLA Antonio  
**Head Coach** BETTELLO Dario  
**Assistant Coach** DUFAUX Michel  
**Medical** BEUCHAT Andre Martin

#### Uniform colours

**Main**  
**2nd**  
**3rd**

#### Shirt

Red  
 Black  
 White


#### Shorts

Red  
 Black  
 Blue

#### LEGEND

**C** Team Captain      **Int** Other International Competitions      **L** Libero Player      **OG** Olympic Games      **Tot** Total

**WCH** World Championships

Timing and Results provided by  **TISSOT**





## Team Roster

Состав команд

As of SUN 7 JUL 2013 at 17:42

### THA - Thailand

No	C/L	Name	Shirt Name	ID	Height m / ft in	Weight kg / lbs	Highest Reach		Date of Birth	Club	National Selections			
							Spike cm	Block cm			WCH	OG	Int	Tot
1		RAKSAKAEW Jirayu		106775	1.96/6'5"	82/181	305	300	3 AUG 1987	Ramkhamhaeng				
2		VAENPRADAB Montri		107476	1.96/6'5"	80/176	339	320	18 AUG 1987	Institute of Physical Education Suphanburi				
3		TABWISES Wanchai		107479	1.85/6'1"	85/187	328	320	11 FEB 1986	Rattana Bundit				
4		KESAPAN Nattapong		106777	1.83/6'0"	70/154	325	320	25 JUL 1989	Phranakhon Rajabhat				
5		NILSAWAI Kissada		106778	2.03/6'8"	98/216	345	340	17 APR 1992	Phranakhon Rajabhat				
7		BOUDANG Yuranan		106779	1.85/6'1"	83/183	330	325	20 DEC 1987	Nakhonratchasima College				
8		SILAPASRON Kanit		107481	1.79/5'10"	78/172	315	305	12 JUN 1994	Phranakhon Rajabhat				
9	C	SRI-UTTHAWONG Kittikun		106780	1.95/6'5"	80/176	347	338	10 JAN 1986	Sripatum University				
10	L	TOONTUPTHAI Piyarat		106781	1.96/6'5"	82/181	330	320	10 DEC 1987	Institute of Physical Education Suphanburi				
14		SOMKANE Kitsada		107503	1.90/6'3"	77/170	350	344	28 SEP 1990	Rattana Bundit				
16		NAKPRASONG Teerasak		107505	1.88/6'2"	77/170	330	320	6 NOV 1985	Phranakhon Rajabhat				
17		CHAROENSUK Saranchit		107506	1.83/6'0"	75/165	325	300	20 JUL 1987	Institute of Physical Education Suphanburi				
					<b>Team Minimum</b>	1.79/5'10"	70/154	305	300					
					<b>Team Average</b>	1.90/6'3"	81/178	331	321					
					<b>Team Maximum</b>	2.03/6'8"	98/216	350	344					

#### Technical Staff:

<b>Team Manager</b>	TONGYODDEE Weerawat
<b>Head Coach</b>	SUPAJIRAKUL Monchai
<b>Assistant Coach</b>	MANAPORNCHAI Khjhornsak
<b>Assistant Coach</b>	VANNACHOTE Padejsuk
<b>Medical</b>	LORPRAYUN Ead

#### Uniform colours

<b>Main</b>
<b>2nd</b>
<b>3rd</b>

#### Shirt

Red
Blue

#### Shorts

Black
Blue

#### LEGEND

<b>C</b>	Team Captain	<b>Int</b>	Other International Competitions	<b>L</b>	Libero Player	<b>OG</b>	Olympic Games	<b>Tot</b>	Total
<b>WCH</b>	World Championships								

Timing and Results provided by  **TISSOT**



## Team Roster

Состав команд

As of SUN 7 JUL 2013 at 14:26

### UAE - UA Emirates

No	C/L	Name	Shirt Name	ID	Height m / ft in	Weight kg / lbs	Highest Reach		Date of Birth	Club	National Selections			
							Spike cm	Block cm			WCH	OG	Int	Tot
1		GHAZWAN ALBADWAWI Saleh Hassan Kham		123232	1.70/5'7"	74/163	320	315	23 JAN 1990	Ministry of High Education			4	4
4		MOHAMMAD AHLI Mohammad Juma Abdulla		120088	1.82/6'0"	70/154	290	315	6 AUG 1991	Ministry of High Education			3	3
5		SALEM AL MAAMARI Mohamed Hamad Saou		123179	2.04/6'8"	102/225	330	310	19 JAN 1986	Ministry of High Education				
6		ALI ALBLOOSHI Khamis Abdulla Ibrahi		119990	1.86/6'1"	83/183	320	320	13 JAN 1988	Ministry of High Education			2	2
7		GHULAM ALMARZOOQI Amer Ghulam Hasan		123174	1.87/6'2"	72/159	320	299	2 FEB 1990	Ministry of High Education				
8		SAQROH ALDHUHOORI Hasan Yousif Ali		123178	1.87/6'2"	72/159	340	320	23 SEP 1991	Ministry of High Education			2	2
11		HAIDER ALMUTAWI Ahmad Sultan Salem		123215	1.83/6'0"	76/168	310	300	5 APR 1989	Ministry of High Education				
12	L	ALAWADHI Ali Mohd Saleh Ali		123176	1.84/6'0"	84/185	280	270	3 NOV 1993	Ministry of High Education			6	6
14		JUMA ALTAHRI Abdulredha Ghanem Sula		119804	1.84/6'0"	75/165	320	310	17 NOV 1991	Ministry of High Education			2	2
15	C	SHAMAL I.ALMEMARI Mohammed Abdul Az		119815	1.98/6'6"	97/214	320	320	14 MAR 1986	Ministry of High Education			6	6
17		SALEM MATAR Ahmad Omar		120090	1.80/5'11"	81/179	300	310	15 OCT 1986	Ministry of High Education				
					<b>Team Minimum</b>	1.70/5'7"	70/154	280	270					2
					<b>Team Average</b>	1.86/6'1"	81/178	314	308					3
					<b>Team Maximum</b>	2.04/6'8"	102/225	340	320					6

#### Technical Staff:

Head Coach KHALID Aljasmi

#### Uniform colours

Main  
2nd  
3rd

#### Shirt

White  
Red

#### Shorts

Black  
Black

#### LEGEND


C Team Captain  
WCH World Championships

Int Other International Competitions

L Libero Player

OG Olympic Games

Tot Total

Timing and Results provided by  TISSOT



## Team Roster

Состав команд

As of SUN 7 JUL 2013 at 14:26

### UKR - Ukraine

No	C/L	Name	Shirt Name	ID	Height m / ft in	Weight kg / lbs	Highest Reach		Date of Birth	Club	National Selections			
							Spike cm	Block cm			WCH	OG	Int	Tot
1		PIUN Kyrylo	Piun	4240019	2.14/7'0"	107/236	365	350	10 MAY 1989	Burivestnik				
3	C	STOROZHLYOV Dmytro	Storozhylo	4240025	1.98/6'6"	92/203	340	330	1 JUN 1986	Lokomotiv, Novosibirsk (RUS)				
4		KLYAMAR Oleksiy	Klyamar	4240018	1.92/6'4"	86/190	340	320	11 APR 1987	BT				
5		ZHUMATII Oleksandr	Zhumatii	4240020	1.93/6'4"	90/198	350	330	3 APR 1988	Krimsoda				
6	L	PRYKHODKO Roman	Prykhodko	4240022	1.95/6'5"	90/198	320	320	28 MAR 1985	Krimsoda				
7		SHORKIN Dmytro	Shorkin	4240024	1.90/6'3"	90/198	340	320	16 DEC 1989	Krimsoda				
8		TUPCHII Andrii	Tupchii	4240015	2.02/6'8"	96/212	350	335	14 NOV 1986	Samotlor				
9		DMYTRIIIV Oleksandr	Dmytriiev	4240017	1.98/6'6"	90/198	350	335	20 JUL 1987	Krimsoda				
10		YUSHKEVYCH Ruslan	Yushkevych	4240014	2.00/6'7"	98/216	350	335	22 AUG 1985	Krimsoda				
11		MOROZ Mykola	Moroz	4240021	2.04/6'8"	88/194	350	330	19 DEC 1992	Himprom				
13		RIABUKHA Kostiantyn	Riabukha	4240016	2.03/6'8"	100/220	355	330	29 APR 1988	Lokomotiv, Novosibirsk (RUS)				
14		IERESHCHENKO Ian	Iereshchen	4240023	1.97/6'6"	83/183	360	340	6 APR 1990	Lokomotiv, Novosibirsk (RUS)				
<b>Team Minimum</b>					1.90/6'3"	83/183	320	320						
<b>Team Average</b>					1.99/6'6"	93/204	348	331						
<b>Team Maximum</b>					2.14/7'0"	107/236	365	350						

#### Technical Staff:

**Head Coach** SKRYPKA Sergii  
**Assistant Coach** PASAZHIN Mykola  
**Medical** USICHENKO Oleksii

#### Uniform colours

**Main**  
**2nd**  
**3rd**

#### Shirt

Yellow  
 Blue  
 White

#### Shorts

Blue  
 Blue  
 Blue

#### LEGEND


**C** Team Captain  
**WCH** World Championships

**Int** Other International Competitions

**L** Libero Player

**OG** Olympic Games

**Tot** Total

Timing and Results provided by  **TISSOT**



## Team Roster

Состав команд

As of SUN 7 JUL 2013 at 14:26

### USA - United States

No	C/L	Name	Shirt Name	ID	Height m / ft in	Weight kg / lbs	Highest Reach		Date of Birth	Club	National Selections			
							Spike cm	Block cm			WCH	OG	Int	Tot
3		PELLETIER Michael	PELLETIER	106624	1.98/6'6"	93/205	340	315	15 SEP 1991	Springfield College			0	0
5		VEGA Luis	VEGA	106630	1.83/6'0"	73/161	335	306	19 JUN 1994	Springfield College			0	0
8		MASCOE Jason	MASCOE	110535	1.88/6'2"	79/174	333	302	15 NOV 1993	Springfield College			0	0
9	L	LILLEY Ryan	LILLEY	110532	1.81/5'11"	88/194	312	288	11 SEP 1992	Springfield College			0	0
12	C	PIEPER Keaton	PIEPER	110496	1.93/6'4"	82/181	335	301	9 APR 1993	Springfield College			0	0
14		FALCONE Gregory	FALCONE	106717	2.03/6'8"	97/214	345	319	8 MAR 1991	Springfield College			0	0
15		QUESENBERRY Ryan	QUESENBERRY	106639	1.98/6'6"	76/168	338	295	21 JUL 1992	Springfield College			0	0
16		JOHNSON Eric	JOHNSON	110522	1.89/6'2"	73/161	318	270	28 JUL 1994	Springfield College			0	0
17		O'LEARY James	O'LEARY	110436	1.98/6'6"	102/225	335	300	10 MAR 1992	Springfield College			0	0
18	L	FERRY Nicholas	FERRY	110527	1.83/6'0"	82/181	330	302	18 APR 1992	Springfield College			0	0
19		WOODS JR. Gregory	WOODS	106712	1.85/6'1"	84/185	335	298	31 OCT 1994	Springfield College			0	0
20		BRAWN Eric	BRAWN	110459	1.90/6'3"	93/205	330	299	30 AUG 1994	Springfield College			0	0
					<b>Team Minimum</b>	1.81/5'11"	73/161	312	270					
					<b>Team Average</b>	1.91/6'3"	85/188	332	300					
					<b>Team Maximum</b>	2.03/6'8"	102/225	345	319					

#### Technical Staff:

**Head Coach** SULLIVAN Charlie  
**Assistant Coach** BURCH Kevin  
**Assistant Coach** WINGATE Tyler

#### Uniform colours

**Main**  
**2nd**  
**3rd**

#### Shirt

White  
 Navy

#### Shorts

Black  
 Black

#### LEGEND

**C** Team Captain  
**WCH** World Championships

**Int** Other International Competitions

**L** Libero Player

**OG** Olympic Games

**Tot** Total

Timing and Results provided by  **TISSOT**



## Results Table - Preliminary Round

Таблица предварительных результатов

As of THU 11 JUL 2013 at 22:48

Pool A				Points per Set					Total Points	Match Duration	Spectators
Match	Date	Teams	Sets	1	2	3	4	5			
1	6 JUL 2013	HKG vs BLR	0 - 3	17 - 25	21 - 25	10 - 25			48 - 75	1h 15m	2.700
5	6 JUL 2013	USA vs EST	0 - 3	22 - 25	17 - 25	18 - 25			57 - 75	1h 19m	2.400
9	6 JUL 2013	RUS vs KOR	3 - 0	25 - 21	25 - 16	25 - 20			75 - 57	1h 21m	2.400
12	7 JUL 2013	BLR vs USA	3 - 0	25 - 18	25 - 15	25 - 20			75 - 53	1h 20m	800
16	7 JUL 2013	RUS vs HKG	3 - 0	26 - 24	25 - 12	25 - 15			76 - 51	1h 18m	1.700
17	7 JUL 2013	KOR vs EST	3 - 0	25 - 23	26 - 24	25 - 23			76 - 70	1h 33m	111
25	8 JUL 2013	EST vs BLR	0 - 3	17 - 25	19 - 25	19 - 25			55 - 75	1h 17m	250
26	8 JUL 2013	USA vs RUS	0 - 3	13 - 25	18 - 25	9 - 25			40 - 75	1h 12m	1.800
27	8 JUL 2013	HKG vs KOR	0 - 3	16 - 25	22 - 25	14 - 25			52 - 75	1h 13m	185
32	10 JUL 2013	HKG vs USA	3 - 1	25 - 18	27 - 29	25 - 23	25 - 20		102 - 90	1h 51m	180
36	10 JUL 2013	RUS vs EST	3 - 0	25 - 18	25 - 22	25 - 21			75 - 61	1h 21m	3.500
37	10 JUL 2013	KOR vs BLR	3 - 1	25 - 20	24 - 26	25 - 23	25 - 17		99 - 86	1h 54m	220
39	11 JUL 2013	USA vs KOR	0 - 3	13 - 25	14 - 25	22 - 25			49 - 75	1h 10m	600
41	11 JUL 2013	EST vs HKG	3 - 0	25 - 22	25 - 18	25 - 17			75 - 57	1h 13m	606
43	11 JUL 2013	BLR vs RUS	2 - 3	25 - 22	17 - 25	22 - 25	25 - 19	6 - 15	95 - 106	2h 10m	1.500

Pool B				Points per Set					Total Points	Match Duration	Spectators
Match	Date	Teams	Sets	1	2	3	4	5			
6	6 JUL 2013	LAT vs UKR	0 - 3	19 - 25	20 - 25	14 - 25			53 - 75	1h 14m	152
13	7 JUL 2013	UKR vs THA	3 - 1	27 - 25	25 - 15	21 - 25	25 - 23		98 - 88	1h 54m	850
24	8 JUL 2013	LAT vs JPN	0 - 3	17 - 25	12 - 25	25 - 27			54 - 77	1h 18m	452
31	10 JUL 2013	LAT vs THA	3 - 2	25 - 18	23 - 25	25 - 22	18 - 25	15 - 10	106 - 100	2h 05m	300
34	10 JUL 2013	JPN vs UKR	2 - 3	25 - 23	21 - 25	25 - 21	20 - 25	18 - 20	109 - 114	2h 23m	520
44	11 JUL 2013	THA vs JPN	3 - 2	24 - 26	25 - 21	25 - 14	21 - 25	15 - 9	110 - 95	2h 00m	540

Pool C				Points per Set					Total Points	Match Duration	Spectators
Match	Date	Teams	Sets	1	2	3	4	5			
2	6 JUL 2013	AUS vs SUI	2 - 3	26 - 24	22 - 25	18 - 25	25 - 22	10 - 15	101 - 111	2h 12m	723
3	6 JUL 2013	MAC vs BRA	0 - 3	10 - 25	11 - 25	16 - 25			37 - 75	1h 15m	350
8	6 JUL 2013	POL vs CHN	3 - 0	25 - 19	25 - 13	25 - 10			75 - 42	1h 05m	350
10	7 JUL 2013	BRA vs CHN	3 - 0	25 - 15	25 - 16	25 - 18			75 - 49	1h 20m	2.100
11	7 JUL 2013	MAC vs AUS	0 - 3	10 - 25	17 - 25	15 - 25			42 - 75	1h 06m	777
15	7 JUL 2013	SUI vs POL	0 - 3	17 - 25	19 - 25	17 - 25			53 - 75	1h 16m	200
19	8 JUL 2013	AUS vs BRA	1 - 3	17 - 25	26 - 28	28 - 26	13 - 25		84 - 104	2h 00m	750
20	8 JUL 2013	POL vs MAC	3 - 0	25 - 6	25 - 11	25 - 17			75 - 34	1h 03m	250
21	8 JUL 2013	CHN vs SUI	1 - 3	30 - 28	21 - 25	18 - 25	15 - 25		84 - 103	1h 51m	284
28	10 JUL 2013	BRA vs SUI	3 - 1	25 - 23	25 - 21	21 - 25	25 - 14		96 - 83	1h 58m	550
33	10 JUL 2013	MAC vs CHN	1 - 3	22 - 25	14 - 25	25 - 19	8 - 25		69 - 94	1h 35m	90
35	10 JUL 2013	AUS vs POL	2 - 3	25 - 22	25 - 23	14 - 25	19 - 25	13 - 15	96 - 110	2h 09m	160
38	11 JUL 2013	CHN vs AUS	0 - 3	20 - 25	17 - 25	18 - 25			55 - 75	1h 14m	750
40	11 JUL 2013	POL vs BRA	3 - 0	27 - 25	25 - 23	25 - 17			77 - 65	1h 35m	900
42	11 JUL 2013	SUI vs MAC	3 - 0	25 - 13	25 - 13	25 - 11			75 - 37	1h 02m	237

Pool D				Points per Set					Total Points	Match Duration	Spectators
Match	Date	Teams	Sets	1	2	3	4	5			
4	6 JUL 2013	MEX vs CHI	3 - 1	25 - 22	25 - 20	19 - 25	25 - 22		94 - 89	1h 42m	350
7	6 JUL 2013	UAE vs CAN	0 - 3	14 - 25	16 - 25	16 - 25			46 - 75	1h 07m	180
14	7 JUL 2013	CAN vs MEX	3 - 1	21 - 25	28 - 26	25 - 22	25 - 18		99 - 91	1h 53m	217
18	7 JUL 2013	CZE vs UAE	3 - 0	25 - 19	25 - 14	25 - 18			75 - 51	1h 19m	183
22	8 JUL 2013	CHI vs CAN	3 - 1	25 - 20	19 - 25	25 - 17	25 - 22		94 - 84	1h 46m	246
23	8 JUL 2013	MEX vs CZE	1 - 3	20 - 25	21 - 25	26 - 24	22 - 25		89 - 99	1h 55m	150
29	10 JUL 2013	UAE vs MEX	0 - 3	13 - 25	25 - 27	20 - 25			58 - 77	1h 21m	250
30	10 JUL 2013	CZE vs CHI	3 - 0	25 - 23	25 - 20	25 - 22			75 - 65	1h 28m	300
45	11 JUL 2013	CAN vs CZE	3 - 1	26 - 24	25 - 14	21 - 25	25 - 17		97 - 80	1h 51m	389
46	11 JUL 2013	CHI vs UAE	3 - 0	26 - 24	25 - 20	25 - 18			76 - 62	1h 17m	165

Statistics of	Average match duration	Average spectators	Total spectators
Preliminary Round	1h 32m	710	32.667





## Results Table - Preliminary Round

Таблица предварительных результатов

As of THU 11 JUL 2013 at 22:48

Pool A																	
Rank	Team	Ranking Points	Matches			Results Details						Sets			Points		
			Played	Won	Lost	3-0	3-1	3-2	2-3	1-3	0-3	Won	Lost	Ratio	Won	Lost	Ratio
1	RUS	14	5	5	0	4		1				15	2	7.500	407	304	1.339
2	KOR	12	5	4	1	3	1				1	12	4	3.000	382	332	1.151
3	BLR	10	5	3	2	3			1	1		12	6	2.000	406	361	1.125
4	EST	6	5	2	3	2					3	6	9	0.667	336	340	0.988
5	HKG	3	5	1	4		1				4	3	13	0.231	310	391	0.793
6	USA	0	5	0	5					1	4	1	15	0.067	289	402	0.719


Pool B																	
Rank	Team	Ranking Points	Matches			Results Details						Sets			Points		
			Played	Won	Lost	3-0	3-1	3-2	2-3	1-3	0-3	Won	Lost	Ratio	Won	Lost	Ratio
1	UKR	8	3	3	0	1	1	1				9	3	3.000	287	250	1.148
2	JPN	5	3	1	2	1			2			7	6	1.167	281	278	1.011
3	THA	3	3	1	2			1	1	1		6	8	0.750	298	299	0.997
4	LAT	2	3	1	2			1			2	3	8	0.375	213	252	0.845

Pool C																	
Rank	Team	Ranking Points	Matches			Results Details						Sets			Points		
			Played	Won	Lost	3-0	3-1	3-2	2-3	1-3	0-3	Won	Lost	Ratio	Won	Lost	Ratio
1	POL	14	5	5	0	4		1				15	2	7.500	412	290	1.421
2	BRA	12	5	4	1	2	2				1	12	5	2.400	415	330	1.258
3	SUI	8	5	3	2	1	1	1		1	1	10	9	1.111	425	393	1.081
4	AUS	8	5	2	3	2			2	1		11	9	1.222	431	422	1.021
5	CHN	3	5	1	4		1			1	3	4	13	0.308	324	397	0.816
6	MAC	0	5	0	5					1	4	1	15	0.067	219	394	0.556

Pool D																	
Rank	Team	Ranking Points	Matches			Results Details						Sets			Points		
			Played	Won	Lost	3-0	3-1	3-2	2-3	1-3	0-3	Won	Lost	Ratio	Won	Lost	Ratio
1	CZE	9	4	3	1	2	1			1		10	4	2.500	329	302	1.089
2	CAN	9	4	3	1	1	2			1		10	5	2.000	355	311	1.141
3	MEX	6	4	2	2	1	1			2		8	7	1.143	351	345	1.017
4	CHI	6	4	2	2	1	1			1	1	7	7	1.000	324	315	1.029
5	UAE	0	4	0	4						4	0	12	0.000	217	303	0.716

### LEGEND

**MAX** Ratio with no points or sets lost    **Ratio** Ratio of points or sets won/lost    **Rkg. Pts** Ranking Points

Timing and Results provided by  **TISSOT**



## Results Table - Final Round

Итоговая таблица результатов

As of TUE 16 JUL 2013 at 21:27

Match	Phase	Date	Teams	Sets	Points per Set					Total Points	Match Duration	Spectators
					1	2	3	4	5			
47	Quarterfinals (17-24)	13 JUL	HKG vs MAC	3 - 0	25 - 14	25 - 13	25 - 14			75 - 41	1h 07m	250
49	Quarterfinals (9-16)	13 JUL	BLR vs AUS	3 - 0	25 - 20	25 - 17	25 - 16			75 - 53		700
55	Quarterfinals	13 JUL	POL vs KOR	3 - 2	22 - 25	25 - 20	23 - 25	25 - 23	22 - 20	117 - 113	2h 33m	3.500
48	Semifinals (17-20)	13 JUL	CHN vs USA	3 - 1	25 - 14	25 - 19	23 - 25	25 - 21		98 - 79	1h 39m	300
50	Quarterfinals (9-16)	13 JUL	MEX vs LAT	1 - 3	19 - 25	20 - 25	25 - 20	21 - 25		85 - 95	1h 43m	170
51	Quarterfinals (9-16)	13 JUL	SUI vs EST	0 - 3	19 - 25	19 - 25	22 - 25			60 - 75	1h 21m	600
56	Quarterfinals	13 JUL	UKR vs CAN	3 - 0	25 - 21	25 - 23	25 - 23			75 - 67	1h 24m	1.060
52	Quarterfinals (9-16)	13 JUL	THA vs CHI	1 - 3	17 - 25	22 - 25	25 - 21	21 - 25		85 - 96	1h 31m	100
54	Quarterfinals	13 JUL	CZE vs JPN	1 - 3	21 - 25	25 - 22	23 - 25	24 - 26		93 - 98	2h 01m	225
53	Quarterfinals	13 JUL	RUS vs BRA	3 - 0	25 - 19	25 - 12	25 - 14			75 - 45	1h 13m	4.100
57	Classification 19-20	14 JUL	MAC vs USA	1 - 3	24 - 26	21 - 25	25 - 17	20 - 25		90 - 93	1h 49m	400
64	Semifinals (5-8)	14 JUL	KOR vs CAN	2 - 3	21 - 25	25 - 15	25 - 19	16 - 25	8 - 15	95 - 99	1h 55m	3.700
58	Semifinals (17-20)	14 JUL	HKG vs UAE	3 - 1	25 - 19	25 - 22	21 - 25	25 - 22		96 - 88	1h 45m	350
63	Semifinals (5-8)	14 JUL	BRA vs CZE	0 - 3	20 - 25	20 - 25	22 - 25			62 - 75	1h 29m	850
59	Semifinals (13-16)	14 JUL	AUS vs MEX	1 - 3	32 - 30	24 - 26	21 - 25	21 - 25		98 - 106	1h 54m	600
61	Semifinals (9-12)	14 JUL	BLR vs LAT	3 - 1	23 - 25	25 - 17	25 - 20	25 - 20		98 - 82	1h 51m	645
66	Semifinals	14 JUL	POL vs UKR	3 - 2	26 - 24	25 - 27	25 - 18	22 - 25	15 - 8	113 - 102	2h 20m	4.000
62	Semifinals (9-12)	14 JUL	EST vs CHI	3 - 1	25 - 18	25 - 16	23 - 25	25 - 20		98 - 79	1h 44m	120
60	Semifinals (13-16)	14 JUL	SUI vs THA	0 - 3	22 - 25	21 - 25	19 - 25			62 - 75	1h 12m	90
65	Semifinals	14 JUL	RUS vs JPN	3 - 1	25 - 15	25 - 10	22 - 25	25 - 22		97 - 72	1h 44m	3.900
67	Classification 17-18	15 JUL	CHN vs HKG	3 - 1	14 - 25	28 - 26	25 - 18	25 - 23		92 - 92	1h 43m	680
73	Classification 7-8	15 JUL	BRA vs KOR	3 - 1	25 - 16	25 - 22	30 - 32	25 - 21		105 - 91	1h 56m	3.200
69	Classification 15-16	15 JUL	AUS vs SUI	3 - 0	25 - 23	25 - 21	25 - 21			75 - 65	1h 21m	555
71	Classification 11-12	15 JUL	LAT vs CHI	3 - 0	25 - 21	25 - 16	25 - 23			75 - 60	1h 18m	920
72	Classification 5-6	15 JUL	CZE vs CAN	0 - 3	20 - 25	25 - 27	17 - 25			62 - 77	1h 22m	850
68	Classification 13-14	15 JUL	MEX vs THA	1 - 3	18 - 25	25 - 23	16 - 25	22 - 25		81 - 98	1h 36m	212
70	Classification 9-10	15 JUL	BLR vs EST	3 - 1	25 - 20	25 - 23	22 - 25	25 - 21		97 - 89	1h 50m	560
74	Bronze Medal Match	16 JUL	JPN vs UKR	3 - 0	25 - 15	26 - 24	25 - 23			76 - 62	1h 20m	3.900
75	Gold Medal Match	16 JUL	RUS vs POL	3 - 0	25 - 22	25 - 19	25 - 19			75 - 60	1h 22m	4.900

Statistics of	Average match duration	Average spectators	Total spectators
<b>Preliminary Round</b>	1h 32m	710	32.667
<b>Final Round</b>	1h 35m	1.429	41.437
<b>Tournament</b>	1h 33m	988	74.104



## Results Table - Final Round

Итоговая таблица результатов

As of TUE 16 JUL 2013 at 21:27

Quarterfinals	Semifinals	Gold Medal Game
<b>RUS - Russian Fed.</b>		
Match 53 <b>BRA - Brazil</b>	<b>RUS</b> 3 - 0	
<b>CZE - Czech Republic</b>	Match 65 <b>RUS</b> 3 - 1	
Match 54 <b>JPN - Japan</b>	<b>JPN</b> 3 - 1	
<b>POL - Poland</b>	Match 75 <b>RUS</b> 3 - 0	
Match 55 <b>KOR - Korea</b>	<b>POL</b> 3 - 2	
<b>UKR - Ukraine</b>	Match 66 <b>POL</b> 3 - 2	
Match 56 <b>CAN - Canada</b>	<b>UKR</b> 3 - 0	
		<b>Bronze Medal Game</b>
	<b>JPN</b>	
	Match 74 <b>JPN</b> 3 - 0	
	<b>UKR</b>	

## Classification 5th/8th Place

<b>BRA</b>		
Match 63 <b>CZE</b>	<b>CZE</b> 3 - 0	
<b>KOR</b>	Match 72 <b>CAN</b> 3 - 0	
Match 64 <b>CAN</b>	<b>CAN</b> 3 - 2	
<b>BRA</b>		
Match 73 <b>KOR</b>	<b>BRA</b> 3 - 1	



## Results Table - Final Round

Итоговая таблица результатов

As of TUE 16 JUL 2013 at 21:27

### Classification 9th/12th Place

<b>BLR</b>			
Match 49	<b>BLR</b>		
<b>AUS</b>	<b>3 - 0</b>		
	Match 61	<b>BLR</b>	
<b>MEX</b>		<b>3 - 1</b>	
Match 50	<b>LAT</b>		
<b>LAT</b>	<b>3 - 1</b>		
<b>SUI</b>		Match 70	<b>BLR</b>
Match 51	<b>EST</b>		<b>3 - 1</b>
<b>EST</b>	<b>3 - 0</b>		
	Match 62	<b>EST</b>	
<b>THA</b>		<b>3 - 1</b>	
Match 52	<b>CHI</b>		
<b>CHI</b>	<b>3 - 1</b>		
		Match 71	<b>LAT</b>
		<b>CHI</b>	<b>3 - 0</b>

### Classification 13th/16th Place

<b>AUS</b>			
Match 59	<b>MEX</b>		
<b>MEX</b>	<b>3 - 1</b>		
	Match 68	<b>THA</b>	
<b>SUI</b>		<b>3 - 1</b>	
Match 60	<b>THA</b>		
<b>THA</b>	<b>3 - 0</b>		
		Match 69	<b>AUS</b>
	<b>AUS</b>	<b>SUI</b>	<b>3 - 0</b>

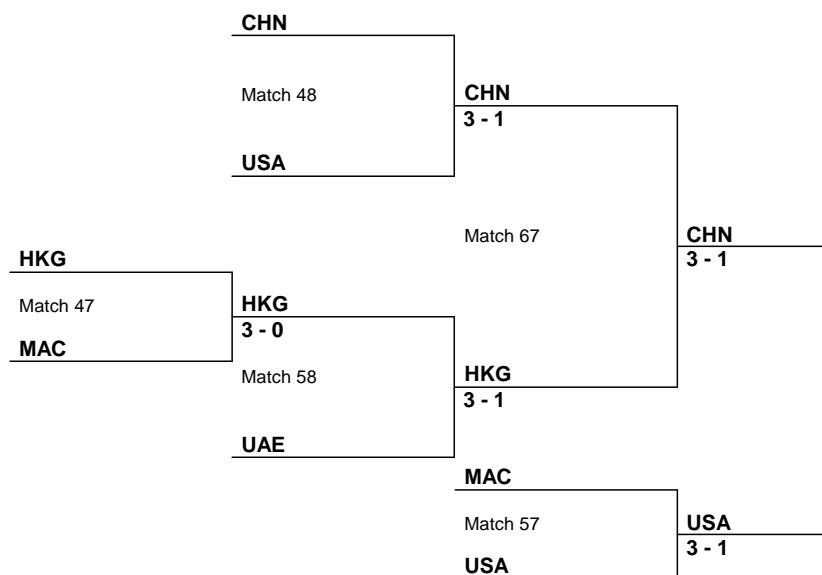


## Results Table - Final Round

Итоговая таблица результатов

As of TUE 16 JUL 2013 at 21:27

### Classification 17th/20th Place





## Final Standings

Итоговое положение

As of TUE 16 JUL 2013 at 21:27

Medal	Rank	Team
Gold	1	RUS - Russian Fed.
Silver	2	POL - Poland
Bronze	3	JPN - Japan
	4	UKR - Ukraine
	5	CAN - Canada
	6	CZE - Czech Republic
	7	BRA - Brazil
	8	KOR - Korea
	9	BLR - Belarus
	10	EST - Estonia
	11	LAT - Latvia
	12	CHI - Chile
	13	THA - Thailand
	14	MEX - Mexico
	15	AUS - Australia
	16	SUI - Switzerland
	17	CHN - China
	18	HKG - Hong Kg, China
	19	USA - United States
	20	MAC - Macau







## Cumulative Statistics by Skills


Общая статистика по элементам

### AUS - Australia

#### AFTER 8 MATCHES

Scoring Spike	No	Name	Spikes	Faults	Shots	Total Attempts	Eff %	
	1	GRAHAM Beau	16	2	9	27	51.85	
	2	GUYMER Jacob	41	13	27	81	34.57	
	3	MORROW Christopher	5	1	2	8	50.00	
	4	STAPLES Max	69	35	76	180	18.89	
	8	MILLERS Brad	15	4	15	34	32.35	
	10	BELL Benjamin	3	-	4	7	42.86	
	11	PERRY Luke	-	-	1	1	0.00	
	13	WALKER Samuel	100	33	114	247	27.13	
	14	SUKOCHEV Grigory	8	2	14	24	25.00	
	15	McMullin Alexander	12	5	18	35	20.00	
	16	SMITH Luke Dwi Putra	-	-	-	-	0.00	
	17	DOUGLAS-POWELL Thomas	62	36	66	164	15.85	
	<b>Team Totals</b>			<b>331</b>	<b>131</b>	<b>346</b>	<b>808</b>	<b>24.75</b>

Scoring Block	No	Name	Kill Blocks	Faults	Rebounds	Total Attempts	Avg by Set	
	1	GRAHAM Beau	3	19	7	29	0.10	
	2	GUYMER Jacob	27	54	41	122	0.90	
	3	MORROW Christopher	4	5	3	12	0.13	
	4	STAPLES Max	11	20	18	49	0.37	
	8	MILLERS Brad	9	36	19	64	0.30	
	10	BELL Benjamin	6	16	12	34	0.20	
	11	PERRY Luke	-	-	-	-	0.00	
	13	WALKER Samuel	7	25	18	50	0.23	
	14	SUKOCHEV Grigory	6	24	26	56	0.20	
	15	McMullin Alexander	-	3	4	7	0.00	
	16	SMITH Luke Dwi Putra	-	-	-	-	0.00	
	17	DOUGLAS-POWELL Thomas	11	20	9	40	0.37	
	<b>Team Totals</b>			<b>84</b>	<b>222</b>	<b>157</b>	<b>463</b>	<b>2.80</b>

Scoring Service	No	Name	Aces	Faults	Serve Hits	Total Attempts	Avg by Set	
	1	GRAHAM Beau	7	15	20	42	0.23	
	2	GUYMER Jacob	6	8	92	106	0.20	
	3	MORROW Christopher	-	1	15	16	0.00	
	4	STAPLES Max	2	10	68	80	0.07	
	8	MILLERS Brad	8	12	52	72	0.27	
	10	BELL Benjamin	2	4	27	33	0.07	
	11	PERRY Luke	-	-	-	-	0.00	
	13	WALKER Samuel	2	8	103	113	0.07	
	14	SUKOCHEV Grigory	6	2	74	82	0.20	
	15	McMullin Alexander	3	2	16	21	0.10	
	16	SMITH Luke Dwi Putra	-	-	-	-	0.00	
	17	DOUGLAS-POWELL Thomas	8	28	56	92	0.27	
	<b>Team Totals</b>			<b>44</b>	<b>90</b>	<b>523</b>	<b>657</b>	<b>1.47</b>

<b>Team</b>	<b>Opponent Errors &amp; Team Faults</b>	<b>198</b>	<b>5</b>
-------------	--	------------	----------





## Cumulative Statistics by Skills


Общая статистика по элементам

### AUS - Australia

#### AFTER 8 MATCHES


Non-Scoring Dig	No	Name	Digs	Faults	Receptions	Total Attempts	Avg by Set	
	1	GRAHAM Beau	1	1	-	2	0.03	
	2	GUYMER Jacob	6	8	14	28	0.20	
	3	MORROW Christopher	-	1	-	1	0.00	
	4	STAPLES Max	18	30	21	69	0.60	
	8	MILLERS Brad	3	4	5	12	0.10	
	10	BELL Benjamin	1	8	12	21	0.03	
	11	PERRY Luke	33	31	65	129	1.10	
	13	WALKER Samuel	7	30	37	74	0.23	
	14	SUKOCHEV Grigory	11	22	44	77	0.37	
	15	McMullin Alexander	2	5	10	17	0.07	
	16	SMITH Luke Dwi Putra	-	-	-	-	0.00	
	17	DOUGLAS-POWELL Thomas	10	19	28	57	0.33	
	<b>Team Totals</b>			92	159	236	487	3.07

Non-Scoring Set	No	Name	Running Sets	Faults	Still Sets	Total Attempts	Avg by Set	
	1	GRAHAM Beau	1	-	7	8	0.03	
	2	GUYMER Jacob	3	1	2	6	0.10	
	3	MORROW Christopher	-	-	-	-	0.00	
	4	STAPLES Max	6	1	13	20	0.20	
	8	MILLERS Brad	1	-	2	3	0.03	
	10	BELL Benjamin	75	-	88	163	2.50	
	11	PERRY Luke	19	2	44	65	0.63	
	13	WALKER Samuel	1	-	12	13	0.03	
	14	SUKOCHEV Grigory	193	2	253	448	6.43	
	15	McMullin Alexander	-	-	1	1	0.00	
	16	SMITH Luke Dwi Putra	-	-	-	-	0.00	
	17	DOUGLAS-POWELL Thomas	3	1	9	13	0.10	
	<b>Team Totals</b>			302	7	431	740	10.07

Non-Scoring Reception	No	Name	Excellents	Faults	Serve Receptions	Total Attempts	Succ %	
	1	GRAHAM Beau	-	-	1	1	0.00	
	2	GUYMER Jacob	-	-	2	2	0.00	
	3	MORROW Christopher	-	-	-	-	0.00	
	4	STAPLES Max	56	13	80	149	37.58	
	8	MILLERS Brad	-	1	1	2	0.00	
	10	BELL Benjamin	-	-	-	-	0.00	
	11	PERRY Luke	87	12	59	158	55.06	
	13	WALKER Samuel	1	1	2	4	25.00	
	14	SUKOCHEV Grigory	1	1	-	2	50.00	
	15	McMullin Alexander	12	4	13	29	41.38	
	16	SMITH Luke Dwi Putra	-	-	-	-	0.00	
	17	DOUGLAS-POWELL Thomas	106	16	78	200	53.00	
	<b>Team Totals</b>			263	48	236	547	48.08

#### LEGEND

Avg Average      Eff% Efficiency      Succ% Success %

Timing and Results provided by  TISSOT





## Cumulative Statistics by Skills


Общая статистика по элементам

### BLR - Belarus

#### AFTER 8 MATCHES

Scoring Spike	No	Name	Spikes	Faults	Shots	Total Attempts	Eff %
	1	RADZIUK Andrei	96	30	74	200	33.00
	2	RUSAK Evgeny	1	-	1	2	50.00
	3	CHARAPOVICH Viachaslau	102	39	80	221	28.51
	4	LIASHCHYNSKAS Stasis	26	4	22	52	42.31
	5	TARAS Siarhei	-	-	-	-	0.00
	7	BARDACHOU Aliaksandr	1	-	-	1	100.00
	8	KUKLINSKI Pavel	14	4	13	31	32.26
	9	APLEVICH Raman	61	23	56	140	27.14
	10	MIASHKOU Siarhei	3	2	7	12	8.33
	11	ZABAROUSKI Stanislau	1	-	3	4	25.00
	18	VASH Dzmitry	12	5	14	31	22.58
	20	MAROZAU Maksim	43	12	33	88	35.23
<b>Team Totals</b>			360	119	303	782	30.82

Scoring Block	No	Name	Kill Blocks	Faults	Rebounds	Total Attempts	Avg by Set
	1	RADZIUK Andrei	10	25	15	50	0.34
	2	RUSAK Evgeny	-	1	-	1	0.00
	3	CHARAPOVICH Viachaslau	9	18	13	40	0.31
	4	LIASHCHYNSKAS Stasis	18	39	35	92	0.62
	5	TARAS Siarhei	-	1	1	2	0.00
	7	BARDACHOU Aliaksandr	-	-	1	1	0.00
	8	KUKLINSKI Pavel	1	3	-	4	0.03
	9	APLEVICH Raman	8	29	8	45	0.28
	10	MIASHKOU Siarhei	-	4	-	4	0.00
	11	ZABAROUSKI Stanislau	-	-	2	2	0.00
	18	VASH Dzmitry	13	23	18	54	0.45
	20	MAROZAU Maksim	25	46	39	110	0.86
<b>Team Totals</b>			84	189	132	405	2.90

Scoring Service	No	Name	Aces	Faults	Serve Hits	Total Attempts	Avg by Set
	1	RADZIUK Andrei	9	9	93	111	0.31
	2	RUSAK Evgeny	1	1	3	5	0.03
	3	CHARAPOVICH Viachaslau	7	20	69	96	0.24
	4	LIASHCHYNSKAS Stasis	5	16	71	92	0.17
	5	TARAS Siarhei	-	-	1	1	0.00
	7	BARDACHOU Aliaksandr	-	-	3	3	0.00
	8	KUKLINSKI Pavel	1	3	18	22	0.03
	9	APLEVICH Raman	3	11	95	109	0.10
	10	MIASHKOU Siarhei	-	1	5	6	0.00
	11	ZABAROUSKI Stanislau	-	-	-	-	0.00
	18	VASH Dzmitry	8	26	85	119	0.28
	20	MAROZAU Maksim	7	9	88	104	0.24
<b>Team Totals</b>			41	96	531	668	1.41

Team	Opponent Errors & Team Faults	
		191
		1





## Cumulative Statistics by Skills


Общая статистика по элементам

### BLR - Belarus


#### AFTER 8 MATCHES

Non-Scoring Dig	No	Name	Digs	Faults	Receptions	Total Attempts	Avg by Set
	1	RADZIUK Andrei	18	13	26	57	0.62
	2	RUSAK Evgeny	-	-	-	-	0.00
	3	CHARAPOVICH Viachaslau	9	16	28	53	0.31
	4	LIASHCHYNSKAS Stasis	2	5	13	20	0.07
	5	TARAS Siarhei	-	-	1	1	0.00
	7	BARDACHOU Aliaksandr	-	-	1	1	0.00
	8	KUKLINSKI Pavel	4	1	4	9	0.14
	9	APLEVICH Raman	26	25	31	82	0.90
	10	MIASHKOU Siarhei	2	2	2	6	0.07
	11	ZABAROUSKI Stanislau	24	30	57	111	0.83
	18	VASH Dzmitry	5	14	44	63	0.17
	20	MAROZAU Maksim	1	5	14	20	0.03
<b>Team Totals</b>			91	111	221	423	3.14

Non-Scoring Set	No	Name	Running Sets	Faults	Still Sets	Total Attempts	Avg by Set
	1	RADZIUK Andrei	5	-	10	15	0.17
	2	RUSAK Evgeny	-	-	1	1	0.00
	3	CHARAPOVICH Viachaslau	1	-	5	6	0.03
	4	LIASHCHYNSKAS Stasis	-	1	7	8	0.00
	5	TARAS Siarhei	-	-	-	-	0.00
	7	BARDACHOU Aliaksandr	-	1	4	5	0.00
	8	KUKLINSKI Pavel	-	-	-	-	0.00
	9	APLEVICH Raman	7	1	19	27	0.24
	10	MIASHKOU Siarhei	-	-	-	-	0.00
	11	ZABAROUSKI Stanislau	18	-	31	49	0.62
	18	VASH Dzmitry	288	10	308	606	9.93
	20	MAROZAU Maksim	1	2	3	6	0.03
<b>Team Totals</b>			320	15	388	723	11.03

Non-Scoring Reception	No	Name	Excellents	Faults	Serve Receptions	Total Attempts	Succ %
	1	RADZIUK Andrei	55	4	59	118	46.61
	2	RUSAK Evgeny	1	-	-	1	100.00
	3	CHARAPOVICH Viachaslau	-	-	-	-	0.00
	4	LIASHCHYNSKAS Stasis	5	1	1	7	71.43
	5	TARAS Siarhei	-	-	-	-	0.00
	7	BARDACHOU Aliaksandr	-	-	-	-	0.00
	8	KUKLINSKI Pavel	10	1	11	22	45.45
	9	APLEVICH Raman	65	2	83	150	43.33
	10	MIASHKOU Siarhei	-	-	-	-	0.00
	11	ZABAROUSKI Stanislau	89	5	90	184	48.37
	18	VASH Dzmitry	-	1	2	3	0.00
	20	MAROZAU Maksim	1	1	2	4	25.00
<b>Team Totals</b>			226	15	248	489	46.22

LEGEND			
Avg	Eff%	Succ%	
Average	Efficiency	Success %	

Timing and Results provided by  TISSOT





## Cumulative Statistics by Skills


Общая статистика по элементам

### BRA - Brazil

#### AFTER 8 MATCHES

Scoring Spike	No	Name	Spikes	Faults	Shots	Total Attempts	Eff %
	1	JERONYMO Fabiano	7	2	6	15	33.33
	2	SOARES Igor	9	12	8	29	0.00
	3	CRUVINEL Renato	-	-	-	-	0.00
	4	SILVA Hugo	21	7	16	44	31.82
	5	SILVA Petrus	29	10	20	59	32.20
	6	PERES Victor	56	24	44	124	25.81
	7	LIMA Lucas	36	10	10	56	46.43
	8	SILVA Vivalde	50	24	50	124	20.97
	9	PINHEIRO Leonardo	44	18	43	105	24.76
	10	SILVA Alisson	18	9	12	39	23.08
	11	MORAES Gian	-	-	1	1	0.00
	12	CIRQUERA Pablo	70	23	52	145	32.41
<b>Team Totals</b>			340	139	262	741	27.13

Scoring Block	No	Name	Kill Blocks	Faults	Rebounds	Total Attempts	Avg by Set
	1	JERONYMO Fabiano	4	13	10	27	0.15
	2	SOARES Igor	-	3	2	5	0.00
	3	CRUVINEL Renato	-	6	4	10	0.00
	4	SILVA Hugo	4	11	5	20	0.15
	5	SILVA Petrus	15	38	25	78	0.56
	6	PERES Victor	3	16	7	26	0.11
	7	LIMA Lucas	21	46	40	107	0.78
	8	SILVA Vivalde	3	17	8	28	0.11
	9	PINHEIRO Leonardo	6	16	2	24	0.22
	10	SILVA Alisson	10	27	19	56	0.37
	11	MORAES Gian	-	-	-	-	0.00
	12	CIRQUERA Pablo	3	12	15	30	0.11
<b>Team Totals</b>			69	205	137	411	2.56

Scoring Service	No	Name	Aces	Faults	Serve Hits	Total Attempts	Avg by Set
	1	JERONYMO Fabiano	1	15	63	79	0.04
	2	SOARES Igor	2	3	13	18	0.07
	3	CRUVINEL Renato	1	3	33	37	0.04
	4	SILVA Hugo	3	5	28	36	0.11
	5	SILVA Petrus	4	9	48	61	0.15
	6	PERES Victor	5	7	70	82	0.19
	7	LIMA Lucas	5	5	60	70	0.19
	8	SILVA Vivalde	8	8	36	52	0.30
	9	PINHEIRO Leonardo	4	7	25	36	0.15
	10	SILVA Alisson	7	3	57	67	0.26
	11	MORAES Gian	-	-	-	-	0.00
	12	CIRQUERA Pablo	13	18	53	84	0.48
<b>Team Totals</b>			53	83	486	622	1.96

<b>Team</b>	<b>Opponent Errors &amp; Team Faults</b>	165	5
-------------	--	-----	---





## Cumulative Statistics by Skills


Общая статистика по элементам

### BRA - Brazil

#### AFTER 8 MATCHES


Non-Scoring Dig	No	Name	Digs	Faults	Receptions	Total Attempts	Avg by Set
	1	JERONYMO Fabiano	7	17	30	54	0.26
	2	SOARES Igor	3	3	12	18	0.11
	3	CRUVINEL Renato	1	6	13	20	0.04
	4	SILVA Hugo	8	3	18	29	0.30
	5	SILVA Petrus	1	-	9	10	0.04
	6	PERES Victor	12	8	27	47	0.44
	7	LIMA Lucas	3	7	11	21	0.11
	8	SILVA Vivalde	4	9	16	29	0.15
	9	PINHEIRO Leonardo	4	9	5	18	0.15
	10	SILVA Alisson	1	4	9	14	0.04
	11	MORAES Gian	33	25	60	118	1.22
	12	CIRQUERA Pablo	5	12	27	44	0.19
<b>Team Totals</b>			82	103	237	422	3.04

Non-Scoring Set	No	Name	Running Sets	Faults	Still Sets	Total Attempts	Avg by Set
	1	JERONYMO Fabiano	185	3	195	383	6.85
	2	SOARES Igor	-	-	1	1	0.00
	3	CRUVINEL Renato	113	2	108	223	4.19
	4	SILVA Hugo	-	-	2	2	0.00
	5	SILVA Petrus	1	1	6	8	0.04
	6	PERES Victor	4	-	9	13	0.15
	7	LIMA Lucas	2	2	4	8	0.07
	8	SILVA Vivalde	2	-	4	6	0.07
	9	PINHEIRO Leonardo	-	-	6	6	0.00
	10	SILVA Alisson	2	1	2	5	0.07
	11	MORAES Gian	3	-	28	31	0.11
	12	CIRQUERA Pablo	1	-	10	11	0.04
<b>Team Totals</b>			313	9	375	697	11.59

Non-Scoring Reception	No	Name	Excellents	Faults	Serve Receptions	Total Attempts	Succ %
	1	JERONYMO Fabiano	1	-	2	3	33.33
	2	SOARES Igor	7	-	13	20	35.00
	3	CRUVINEL Renato	-	-	1	1	0.00
	4	SILVA Hugo	23	3	30	56	41.07
	5	SILVA Petrus	2	-	2	4	50.00
	6	PERES Victor	60	10	62	132	45.45
	7	LIMA Lucas	2	-	3	5	40.00
	8	SILVA Vivalde	-	-	-	-	0.00
	9	PINHEIRO Leonardo	-	-	-	-	0.00
	10	SILVA Alisson	1	-	2	3	33.33
	11	MORAES Gian	74	5	48	127	58.27
	12	CIRQUERA Pablo	71	4	48	123	57.72
<b>Team Totals</b>			241	22	211	474	50.84

#### LEGEND

Avg Average      Eff% Efficiency      Succ% Success %

Timing and Results provided by  TISSOT







## Cumulative Statistics by Skills


Общая статистика по элементам

### CAN - Canada

#### AFTER 7 MATCHES

Scoring Spike	No	Name	Spikes	Faults	Shots	Total Attempts	Eff %
	1	NIERODA Derek Grahame	-	-	1	1	0.00
	2	HOAG Nicholas	89	35	70	194	27.84
	3	HOWATSON Marc Andrew	15	9	32	56	10.71
	4	MCLEAN Braden David Bruce	26	5	12	43	48.84
	6	JANSEN VANDOORN Daniel	16	5	8	29	37.93
	8	DEMAN Colton Gordon Gerard	5	1	6	12	33.33
	9	BLANKENAU Jay Michael	7	3	8	18	22.22
	10	MARSHALL Steven James Douglas	77	26	43	146	34.93
	12	VANBERKEL Lucas Joshua	36	4	30	70	45.71
	14	HOAG Christopher	49	21	51	121	23.14
	15	SANDERS Tyler James	-	-	1	1	0.00
19	VOTH Christopher Henry Landon	4	1	4	9	33.33	
<b>Team Totals</b>			324	110	266	700	30.57

Scoring Block	No	Name	Kill Blocks	Faults	Rebounds	Total Attempts	Avg by Set
	1	NIERODA Derek Grahame	-	1	-	1	0.00
	2	HOAG Nicholas	3	12	14	29	0.12
	3	HOWATSON Marc Andrew	4	5	7	16	0.15
	4	MCLEAN Braden David Bruce	15	31	20	66	0.58
	6	JANSEN VANDOORN Daniel	13	24	15	52	0.50
	8	DEMAN Colton Gordon Gerard	1	1	3	5	0.04
	9	BLANKENAU Jay Michael	5	15	6	26	0.19
	10	MARSHALL Steven James Douglas	13	22	11	46	0.50
	12	VANBERKEL Lucas Joshua	25	58	51	134	0.96
	14	HOAG Christopher	8	18	13	39	0.31
	15	SANDERS Tyler James	1	5	6	12	0.04
19	VOTH Christopher Henry Landon	-	1	-	1	0.00	
<b>Team Totals</b>			88	193	146	427	3.38

Scoring Service	No	Name	Aces	Faults	Serve Hits	Total Attempts	Avg by Set
	1	NIERODA Derek Grahame	-	-	-	-	0.00
	2	HOAG Nicholas	4	20	48	72	0.15
	3	HOWATSON Marc Andrew	2	4	26	32	0.08
	4	MCLEAN Braden David Bruce	3	7	74	84	0.12
	6	JANSEN VANDOORN Daniel	-	6	20	26	0.00
	8	DEMAN Colton Gordon Gerard	-	6	4	10	0.00
	9	BLANKENAU Jay Michael	3	16	56	75	0.12
	10	MARSHALL Steven James Douglas	1	15	64	80	0.04
	12	VANBERKEL Lucas Joshua	1	4	76	81	0.04
	14	HOAG Christopher	9	9	69	87	0.35
	15	SANDERS Tyler James	1	4	34	39	0.04
19	VOTH Christopher Henry Landon	-	4	7	11	0.00	
<b>Team Totals</b>			24	95	478	597	0.92

Team	Opponent Errors & Team Faults	
		162      2





## Cumulative Statistics by Skills


Общая статистика по элементам

### CAN - Canada


#### AFTER 7 MATCHES

Non-Scoring Dig	No	Name	Digs	Faults	Receptions	Total Attempts	Avg by Set
	1	NIERODA Derek Grahame	31	23	39	93	1.19
	2	HOAG Nicholas	3	16	14	33	0.12
	3	HOWATSON Marc Andrew	2	7	7	16	0.08
	4	MCLEAN Braden David Bruce	2	3	8	13	0.08
	6	JANSEN VANDOORN Daniel	1	-	6	7	0.04
	8	DEMAN Colton Gordon Gerard	1	-	3	4	0.04
	9	BLANKENAU Jay Michael	5	18	30	53	0.19
	10	MARSHALL Steven James Douglas	3	15	24	42	0.12
	12	VANBERKEL Lucas Joshua	1	11	23	35	0.04
	14	HOAG Christopher	9	9	22	40	0.35
	15	SANDERS Tyler James	3	2	15	20	0.12
19	VOTH Christopher Henry Landon	-	-	-	-	0.00	
<b>Team Totals</b>			61	104	191	356	2.35

Non-Scoring Set	No	Name	Running Sets	Faults	Still Sets	Total Attempts	Avg by Set
	1	NIERODA Derek Grahame	6	1	18	25	0.23
	2	HOAG Nicholas	1	1	9	11	0.04
	3	HOWATSON Marc Andrew	2	-	2	4	0.08
	4	MCLEAN Braden David Bruce	4	-	10	14	0.15
	6	JANSEN VANDOORN Daniel	1	-	4	5	0.04
	8	DEMAN Colton Gordon Gerard	2	-	1	3	0.08
	9	BLANKENAU Jay Michael	176	2	193	371	6.77
	10	MARSHALL Steven James Douglas	3	-	13	16	0.12
	12	VANBERKEL Lucas Joshua	8	-	7	15	0.31
	14	HOAG Christopher	1	-	12	13	0.04
	15	SANDERS Tyler James	82	2	84	168	3.15
19	VOTH Christopher Henry Landon	-	-	-	-	0.00	
<b>Team Totals</b>			286	6	353	645	11.00

Non-Scoring Reception	No	Name	Excellents	Faults	Serve Receptions	Total Attempts	Succ %
	1	NIERODA Derek Grahame	61	5	51	117	52.14
	2	HOAG Nicholas	13	-	6	19	68.42
	3	HOWATSON Marc Andrew	28	-	40	68	41.18
	4	MCLEAN Braden David Bruce	2	-	2	4	50.00
	6	JANSEN VANDOORN Daniel	-	-	1	1	0.00
	8	DEMAN Colton Gordon Gerard	-	-	-	-	0.00
	9	BLANKENAU Jay Michael	-	-	-	-	0.00
	10	MARSHALL Steven James Douglas	66	2	47	115	57.39
	12	VANBERKEL Lucas Joshua	2	-	-	2	100.00
	14	HOAG Christopher	46	3	62	111	41.44
	15	SANDERS Tyler James	-	-	-	-	0.00
19	VOTH Christopher Henry Landon	8	4	8	20	40.00	
<b>Team Totals</b>			226	14	217	457	49.45

LEGEND			
Avg	Eff%	Succ%	
Average	Efficiency	Success %	

Timing and Results provided by  TISSOT





## Cumulative Statistics by Skills


Общая статистика по элементам

### CHI - Chile

#### AFTER 7 MATCHES

Scoring Spike	No	Name	Spikes	Faults	Shots	Total Attempts	Eff %
	1	PARRAGUIRRE Vicente	109	32	50	191	40.31
	2	SALINAS Rodrigo	12	3	14	29	31.03
	3	PARRAGUIRRE Tomas	48	5	28	81	53.09
	4	CACERES Carlos	2	1	4	7	14.29
	5	PARRAGUIRRE Matias	55	27	58	140	20.00
	6	FRAZZONI Roberto	3	-	-	3	100.00
	7	PAPAGALLO Felipe	-	-	4	4	0.00
	8	GONZALEZ Christian	-	-	-	-	0.00
	9	LOPEZ Cristobal	35	11	25	71	33.80
	10	VALENZUELA Diego	-	-	-	-	0.00
	11	RILLING Alan	61	28	52	141	23.40
	13	GOMEZ Felipe	8	3	12	23	21.74
	<b>Team Totals</b>			333	110	247	690

Scoring Block	No	Name	Kill Blocks	Faults	Rebounds	Total Attempts	Avg by Set
	1	PARRAGUIRRE Vicente	4	15	12	31	0.16
	2	SALINAS Rodrigo	1	7	3	11	0.04
	3	PARRAGUIRRE Tomas	9	47	37	93	0.36
	4	CACERES Carlos	3	13	8	24	0.12
	5	PARRAGUIRRE Matias	5	21	18	44	0.20
	6	FRAZZONI Roberto	3	5	2	10	0.12
	7	PAPAGALLO Felipe	1	-	-	1	0.04
	8	GONZALEZ Christian	-	-	-	-	0.00
	9	LOPEZ Cristobal	8	61	13	82	0.32
	10	VALENZUELA Diego	-	-	-	-	0.00
	11	RILLING Alan	8	16	14	38	0.32
	13	GOMEZ Felipe	2	8	13	23	0.08
	<b>Team Totals</b>			44	193	120	357

Scoring Service	No	Name	Aces	Faults	Serve Hits	Total Attempts	Avg by Set
	1	PARRAGUIRRE Vicente	17	39	31	87	0.68
	2	SALINAS Rodrigo	1	2	9	12	0.04
	3	PARRAGUIRRE Tomas	2	4	66	72	0.08
	4	CACERES Carlos	1	3	66	70	0.04
	5	PARRAGUIRRE Matias	1	5	97	103	0.04
	6	FRAZZONI Roberto	-	4	18	22	0.00
	7	PAPAGALLO Felipe	-	-	-	-	0.00
	8	GONZALEZ Christian	-	-	1	1	0.00
	9	LOPEZ Cristobal	1	6	74	81	0.04
	10	VALENZUELA Diego	-	-	2	2	0.00
	11	RILLING Alan	6	16	60	82	0.24
	13	GOMEZ Felipe	-	2	22	24	0.00
	<b>Team Totals</b>			29	81	446	556

Team	Opponent Errors & Team Faults	
		153      1





## Cumulative Statistics by Skills


Общая статистика по элементам

### CHI - Chile


#### AFTER 7 MATCHES

Non-Scoring Dig	No	Name	Digs	Faults	Receptions	Total Attempts	Avg by Set
	1	PARRAGUIRRE Vicente	6	11	27	44	0.24
	2	SALINAS Rodrigo	1	3	6	10	0.04
	3	PARRAGUIRRE Tomas	2	6	13	21	0.08
	4	CACERES Carlos	7	14	31	52	0.28
	5	PARRAGUIRRE Matias	9	13	38	60	0.36
	6	FRAZZONI Roberto	2	4	9	15	0.08
	7	PAPAGALLO Felipe	16	22	50	88	0.64
	8	GONZALEZ Christian	-	-	-	-	0.00
	9	LOPEZ Cristobal	2	3	10	15	0.08
	10	VALENZUELA Diego	-	-	-	-	0.00
	11	RILLING Alan	6	4	27	37	0.24
	13	GOMEZ Felipe	-	2	8	10	0.00
	<b>Team Totals</b>			51	82	219	352

Non-Scoring Set	No	Name	Running Sets	Faults	Still Sets	Total Attempts	Avg by Set
	1	PARRAGUIRRE Vicente	1	-	3	4	0.04
	2	SALINAS Rodrigo	1	1	1	3	0.04
	3	PARRAGUIRRE Tomas	7	1	10	18	0.28
	4	CACERES Carlos	209	6	179	394	8.36
	5	PARRAGUIRRE Matias	7	-	13	20	0.28
	6	FRAZZONI Roberto	62	2	82	146	2.48
	7	PAPAGALLO Felipe	11	-	23	34	0.44
	8	GONZALEZ Christian	-	-	-	-	0.00
	9	LOPEZ Cristobal	3	-	3	6	0.12
	10	VALENZUELA Diego	-	-	-	-	0.00
	11	RILLING Alan	4	-	9	13	0.16
	13	GOMEZ Felipe	1	-	3	4	0.04
	<b>Team Totals</b>			306	10	326	642

Non-Scoring Reception	No	Name	Excellents	Faults	Serve Receptions	Total Attempts	Succ %
	1	PARRAGUIRRE Vicente	46	8	77	131	35.11
	2	SALINAS Rodrigo	1	-	2	3	33.33
	3	PARRAGUIRRE Tomas	1	-	-	1	100.00
	4	CACERES Carlos	-	1	4	5	0.00
	5	PARRAGUIRRE Matias	62	7	104	173	35.84
	6	FRAZZONI Roberto	-	-	-	-	0.00
	7	PAPAGALLO Felipe	63	12	76	151	41.72
	8	GONZALEZ Christian	-	-	-	-	0.00
	9	LOPEZ Cristobal	-	-	-	-	0.00
	10	VALENZUELA Diego	-	-	-	-	0.00
	11	RILLING Alan	-	1	-	1	0.00
	13	GOMEZ Felipe	-	-	2	2	0.00
	<b>Team Totals</b>			173	29	265	467

LEGEND		Eff%		Succ%	
Avg	Average	Eff%	Efficiency	Succ%	Success %

Timing and Results provided by  TISSOT





## Cumulative Statistics by Skills


Общая статистика по элементам

### CHN - China

#### AFTER 7 MATCHES

Scoring Spike	No	Name	Spikes	Faults	Shots	Total Attempts	Eff %
	1	TANG Pishengyu	25	15	30	70	14.29
	2	LI Chenhao	35	18	31	84	20.24
	3	LIN Bo	26	8	25	59	30.51
	4	CAO Hailun	75	28	65	168	27.98
	5	WANG Yang	3	1	3	7	28.57
	8	SUN Yubo	25	14	24	63	17.46
	9	WANG Xi	22	11	28	61	18.03
	10	SUN Gongping	4	1	1	6	50.00
	11	YUAN Huilong	53	11	30	94	44.68
	12	KANG Long	1	1	1	3	0.00
	18	XU Xin	-	-	-	-	0.00
	<b>Team Totals</b>			269	108	238	615

Scoring Block	No	Name	Kill Blocks	Faults	Rebounds	Total Attempts	Avg by Set
	1	TANG Pishengyu	-	7	7	14	0.00
	2	LI Chenhao	4	17	1	22	0.16
	3	LIN Bo	13	38	18	69	0.52
	4	CAO Hailun	8	14	10	32	0.32
	5	WANG Yang	-	1	-	1	0.00
	8	SUN Yubo	9	26	18	53	0.36
	9	WANG Xi	-	16	7	23	0.00
	10	SUN Gongping	3	8	5	16	0.12
	11	YUAN Huilong	13	56	25	94	0.52
	12	KANG Long	-	1	-	1	0.00
	18	XU Xin	-	-	-	-	0.00
	<b>Team Totals</b>			50	184	91	325

Scoring Service	No	Name	Aces	Faults	Serve Hits	Total Attempts	Avg by Set
	1	TANG Pishengyu	-	7	29	36	0.00
	2	LI Chenhao	4	8	37	49	0.16
	3	LIN Bo	4	7	76	87	0.16
	4	CAO Hailun	6	19	53	78	0.24
	5	WANG Yang	-	3	1	4	0.00
	8	SUN Yubo	3	17	59	79	0.12
	9	WANG Xi	2	8	42	52	0.08
	10	SUN Gongping	-	12	31	43	0.00
	11	YUAN Huilong	5	3	77	85	0.20
	12	KANG Long	-	1	1	2	0.00
	18	XU Xin	-	-	-	-	0.00
	<b>Team Totals</b>			24	85	406	515

<b>Team</b>	<b>Opponent Errors &amp; Team Faults</b>	171	11
-------------	--	-----	----





## Cumulative Statistics by Skills


Общая статистика по элементам

### CHN - China


#### AFTER 7 MATCHES

Non-Scoring Dig	No	Name	Digs	Faults	Receptions	Total Attempts	Avg by Set	
	1	TANG Pishengyu	5	7	12	24	0.20	
	2	LI Chenhao	5	10	14	29	0.20	
	3	LIN Bo	3	2	13	18	0.12	
	4	CAO Hailun	3	12	24	39	0.12	
	5	WANG Yang	-	1	1	2	0.00	
	8	SUN Yubo	16	18	45	79	0.64	
	9	WANG Xi	3	7	19	29	0.12	
	10	SUN Gongping	2	11	12	25	0.08	
	11	YUAN Huilong	-	3	10	13	0.00	
	12	KANG Long	-	1	-	1	0.00	
	18	XU Xin	16	19	34	69	0.64	
	<b>Team Totals</b>			53	91	184	328	2.12

Non-Scoring Set	No	Name	Running Sets	Faults	Still Sets	Total Attempts	Avg by Set	
	1	TANG Pishengyu	1	-	4	5	0.04	
	2	LI Chenhao	1	1	7	9	0.04	
	3	LIN Bo	2	-	2	4	0.08	
	4	CAO Hailun	8	2	24	34	0.32	
	5	WANG Yang	-	-	-	-	0.00	
	8	SUN Yubo	119	7	160	286	4.76	
	9	WANG Xi	-	-	7	7	0.00	
	10	SUN Gongping	99	4	106	209	3.96	
	11	YUAN Huilong	2	1	4	7	0.08	
	12	KANG Long	1	-	-	1	0.04	
	18	XU Xin	4	2	12	18	0.16	
	<b>Team Totals</b>			237	17	326	580	9.48

Non-Scoring Reception	No	Name	Excellents	Faults	Serve Receptions	Total Attempts	Succ %	
	1	TANG Pishengyu	13	10	52	75	17.33	
	2	LI Chenhao	29	10	57	96	30.21	
	3	LIN Bo	-	-	1	1	0.00	
	4	CAO Hailun	2	3	10	15	13.33	
	5	WANG Yang	1	1	3	5	20.00	
	8	SUN Yubo	9	5	48	62	14.52	
	9	WANG Xi	21	9	55	85	24.71	
	10	SUN Gongping	-	1	-	1	0.00	
	11	YUAN Huilong	1	2	2	5	20.00	
	12	KANG Long	-	-	-	-	0.00	
	18	XU Xin	46	18	59	123	37.40	
	<b>Team Totals</b>			122	59	287	468	26.07

LEGEND			
Avg	Eff%	Succ%	
Average	Efficiency	Success %	

Timing and Results provided by  TISSOT







## Cumulative Statistics by Skills


Общая статистика по элементам

### CZE - Czech Republic

AFTER 7 MATCHES

Scoring Spike	No	Name	Spikes	Faults	Shots	Total Attempts	Eff %
	1	VACHOUSEK Stanislav	8	1	4	13	53.85
	2	VACLAVIK Jan	-	-	2	2	0.00
	3	PAJMA Tomas	36	14	25	75	29.33
	4	KRBA Jan	93	33	78	204	29.41
	5	VASICEK Jiri	33	11	23	67	32.84
	6	HANIK Zdenek	-	-	8	8	0.00
	7	SOBEK Jakub	1	1	-	2	0.00
	8	MLCUCH Josef	13	6	6	25	28.00
	9	KOLACEK Michal	8	1	6	15	46.67
	11	SEDLAR Jan	19	5	15	39	35.90
	12	FORT Dominik	69	24	45	138	32.61
	13	KULIHA Jan	52	22	24	98	30.61
	<b>Team Totals</b>			332	118	236	686

Scoring Block	No	Name	Kill Blocks	Faults	Rebounds	Total Attempts	Avg by Set
	1	VACHOUSEK Stanislav	2	1	-	3	0.08
	2	VACLAVIK Jan	-	1	-	1	0.00
	3	PAJMA Tomas	10	49	27	86	0.42
	4	KRBA Jan	15	16	18	49	0.63
	5	VASICEK Jiri	3	9	5	17	0.13
	6	HANIK Zdenek	11	27	17	55	0.46
	7	SOBEK Jakub	-	1	1	2	0.00
	8	MLCUCH Josef	1	9	4	14	0.04
	9	KOLACEK Michal	1	5	2	8	0.04
	11	SEDLAR Jan	9	50	25	84	0.38
	12	FORT Dominik	6	16	17	39	0.25
	13	KULIHA Jan	6	10	5	21	0.25
	<b>Team Totals</b>			64	194	121	379

Scoring Service	No	Name	Aces	Faults	Serve Hits	Total Attempts	Avg by Set
	1	VACHOUSEK Stanislav	2	6	5	13	0.08
	2	VACLAVIK Jan	-	-	-	-	0.00
	3	PAJMA Tomas	1	15	45	61	0.04
	4	KRBA Jan	9	15	78	102	0.38
	5	VASICEK Jiri	4	10	34	48	0.17
	6	HANIK Zdenek	4	8	94	106	0.17
	7	SOBEK Jakub	1	1	4	6	0.04
	8	MLCUCH Josef	1	7	14	22	0.04
	9	KOLACEK Michal	-	2	4	6	0.00
	11	SEDLAR Jan	-	4	61	65	0.00
	12	FORT Dominik	-	9	68	77	0.00
	13	KULIHA Jan	2	16	34	52	0.08
	<b>Team Totals</b>			24	93	441	558

<b>Team</b>	<b>Opponent Errors &amp; Team Faults</b>	139
-------------	--	-----





## Cumulative Statistics by Skills


Общая статистика по элементам

### CZE - Czech Republic

AFTER 7 MATCHES


Non-Scoring Dig	No	Name	Digs	Faults	Receptions	Total Attempts	Avg by Set
	1	VACHOUSEK Stanislav	1	-	3	4	0.04
	2	VACLAVIK Jan	30	25	38	93	1.25
	3	PAJMA Tomas	6	5	11	22	0.25
	4	KRBA Jan	14	7	28	49	0.58
	5	VASICEK Jiri	3	3	5	11	0.13
	6	HANIK Zdenek	7	16	28	51	0.29
	7	SOBEK Jakub	-	-	1	1	0.00
	8	MLCUCH Josef	2	1	5	8	0.08
	9	KOLACEK Michal	-	-	-	-	0.00
	11	SEDLAR Jan	1	2	7	10	0.04
	12	FORT Dominik	14	10	25	49	0.58
	13	KULIHA Jan	6	10	14	30	0.25
	<b>Team Totals</b>			84	79	165	328

Non-Scoring Set	No	Name	Running Sets	Faults	Still Sets	Total Attempts	Avg by Set
	1	VACHOUSEK Stanislav	-	-	1	1	0.00
	2	VACLAVIK Jan	19	-	18	37	0.79
	3	PAJMA Tomas	4	-	9	13	0.17
	4	KRBA Jan	2	-	6	8	0.08
	5	VASICEK Jiri	-	-	3	3	0.00
	6	HANIK Zdenek	257	5	263	525	10.71
	7	SOBEK Jakub	8	-	13	21	0.33
	8	MLCUCH Josef	2	-	2	4	0.08
	9	KOLACEK Michal	-	-	1	1	0.00
	11	SEDLAR Jan	3	2	8	13	0.13
	12	FORT Dominik	2	1	4	7	0.08
	13	KULIHA Jan	4	-	5	9	0.17
	<b>Team Totals</b>			301	8	333	642

Non-Scoring Reception	No	Name	Excellents	Faults	Serve Receptions	Total Attempts	Succ %
	1	VACHOUSEK Stanislav	3	1	19	23	13.04
	2	VACLAVIK Jan	89	4	48	141	63.12
	3	PAJMA Tomas	2	1	2	5	40.00
	4	KRBA Jan	-	-	-	-	0.00
	5	VASICEK Jiri	18	5	20	43	41.86
	6	HANIK Zdenek	-	-	2	2	0.00
	7	SOBEK Jakub	-	-	-	-	0.00
	8	MLCUCH Josef	-	-	-	-	0.00
	9	KOLACEK Michal	-	-	-	-	0.00
	11	SEDLAR Jan	-	1	1	2	0.00
	12	FORT Dominik	55	3	52	110	50.00
	13	KULIHA Jan	42	6	84	132	31.82
	<b>Team Totals</b>			209	21	228	458

#### LEGEND

Avg Average      Eff% Efficiency      Succ% Success %

Timing and Results provided by  TISSOT





## Cumulative Statistics by Skills


Общая статистика по элементам

### EST - Estonia

#### AFTER 8 MATCHES

Scoring Spike	No	Name	Spikes	Faults	Shots	Total Attempts	Eff %
	1	TAMMEMAA Timo	19	4	8	31	48.39
	2	KEEL Martti	5	1	6	12	33.33
	6	JUHKAMI Martti	73	31	59	163	25.77
	7	ORAV Oliver	15	8	11	34	20.59
	8	NOLVAK Kusti	5	1	4	10	40.00
	10	ROSENBLATT Martti	34	13	22	69	30.43
	12	KIVISILD Meelis	28	6	23	57	38.60
	13	RAADIK Andrus	26	10	16	52	30.77
	15	KORESAAR Kardo	19	8	18	45	24.44
	16	JARVEKULG Edgar	-	-	1	1	0.00
	17	ENNEMUIST Siim	25	12	20	57	22.81
20	TIISAAR Mart	94	47	60	201	23.38	
<b>Team Totals</b>			343	141	248	732	27.60

Scoring Block	No	Name	Kill Blocks	Faults	Rebounds	Total Attempts	Avg by Set
	1	TAMMEMAA Timo	5	21	16	42	0.19
	2	KEEL Martti	4	6	8	18	0.15
	6	JUHKAMI Martti	11	28	16	55	0.42
	7	ORAV Oliver	1	5	1	7	0.04
	8	NOLVAK Kusti	6	11	13	30	0.23
	10	ROSENBLATT Martti	1	8	12	21	0.04
	12	KIVISILD Meelis	11	26	29	66	0.42
	13	RAADIK Andrus	1	4	4	9	0.04
	15	KORESAAR Kardo	2	2	4	8	0.08
	16	JARVEKULG Edgar	-	-	1	1	0.00
	17	ENNEMUIST Siim	9	30	28	67	0.35
20	TIISAAR Mart	11	17	26	54	0.42	
<b>Team Totals</b>			62	158	158	378	2.38

Scoring Service	No	Name	Aces	Faults	Serve Hits	Total Attempts	Avg by Set
	1	TAMMEMAA Timo	3	9	29	41	0.12
	2	KEEL Martti	5	12	24	41	0.19
	6	JUHKAMI Martti	8	19	73	100	0.31
	7	ORAV Oliver	-	8	12	20	0.00
	8	NOLVAK Kusti	2	5	41	48	0.08
	10	ROSENBLATT Martti	1	5	47	53	0.04
	12	KIVISILD Meelis	4	11	49	64	0.15
	13	RAADIK Andrus	1	7	28	36	0.04
	15	KORESAAR Kardo	-	5	32	37	0.00
	16	JARVEKULG Edgar	-	-	-	-	0.00
	17	ENNEMUIST Siim	4	5	84	93	0.15
20	TIISAAR Mart	5	16	45	66	0.19	
<b>Team Totals</b>			33	102	464	599	1.27

Team	Opponent Errors & Team Faults	
		160
		1





## Cumulative Statistics by Skills


Общая статистика по элементам

### EST - Estonia

#### AFTER 8 MATCHES


Non-Scoring Dig	No	Name	Digs	Faults	Receptions	Total Attempts	Avg by Set
	1	TAMMEMAA Timo	1	-	8	9	0.04
	2	KEEL Martti	5	11	16	32	0.19
	6	JUHKAMI Martti	9	10	43	62	0.35
	7	ORAV Oliver	1	2	11	14	0.04
	8	NOLVAK Kusti	2	13	21	36	0.08
	10	ROSENBLATT Martti	6	10	8	24	0.23
	12	KIVISILD Meelis	4	-	15	19	0.15
	13	RAADIK Andrus	2	3	10	15	0.08
	15	KORESAAR Kardo	5	4	11	20	0.19
	16	JARVEKULG Edgar	24	28	36	88	0.92
	17	ENNEMUIST Siim	3	6	14	23	0.12
	20	TIISAAR Mart	8	15	19	42	0.31
<b>Team Totals</b>			70	102	212	384	2.69

Non-Scoring Set	No	Name	Running Sets	Faults	Still Sets	Total Attempts	Avg by Set
	1	TAMMEMAA Timo	2	-	3	5	0.08
	2	KEEL Martti	124	2	128	254	4.77
	6	JUHKAMI Martti	4	-	15	19	0.15
	7	ORAV Oliver	1	-	2	3	0.04
	8	NOLVAK Kusti	169	5	153	327	6.50
	10	ROSENBLATT Martti	-	-	4	4	0.00
	12	KIVISILD Meelis	4	-	9	13	0.15
	13	RAADIK Andrus	2	-	-	2	0.08
	15	KORESAAR Kardo	1	-	3	4	0.04
	16	JARVEKULG Edgar	7	-	22	29	0.27
	17	ENNEMUIST Siim	4	1	4	9	0.15
	20	TIISAAR Mart	2	-	5	7	0.08
<b>Team Totals</b>			320	8	348	676	12.31

Non-Scoring Reception	No	Name	Excellents	Faults	Serve Receptions	Total Attempts	Succ %
	1	TAMMEMAA Timo	-	-	1	1	0.00
	2	KEEL Martti	-	-	-	-	0.00
	6	JUHKAMI Martti	60	5	75	140	42.86
	7	ORAV Oliver	-	-	-	-	0.00
	8	NOLVAK Kusti	-	-	2	2	0.00
	10	ROSENBLATT Martti	30	4	58	92	32.61
	12	KIVISILD Meelis	2	-	4	6	33.33
	13	RAADIK Andrus	14	1	40	55	25.45
	15	KORESAAR Kardo	16	4	48	68	23.53
	16	JARVEKULG Edgar	38	10	62	110	34.55
	17	ENNEMUIST Siim	-	-	4	4	0.00
	20	TIISAAR Mart	-	1	1	2	0.00
<b>Team Totals</b>			160	25	295	480	33.33

#### LEGEND

Avg Average      Eff% Efficiency      Succ% Success %

Timing and Results provided by  TISSOT





## Cumulative Statistics by Skills


Общая статистика по элементам

### HKG - Hong Kg, China

AFTER 8 MATCHES

Scoring Spike	No	Name	Spikes	Faults	Shots	Total Attempts	Eff %
	1	CHAN Kwong Kit	6	11	16	33	0.00
	2	CHAN Tung Ping	25	13	28	66	18.18
	3	WONG Ho Kiu	-	-	-	-	0.00
	4	LAM Long Hei	7	4	8	19	15.79
	5	CHAN Alex Chi Wai	129	51	100	280	27.86
	6	NG Kin Pong Jonathan	-	-	1	1	0.00
	7	CHONG Kei Loi	35	19	26	80	20.00
	8	YIK Chi Hin	14	6	13	33	24.24
	9	CHUNG Wai Sze	-	1	4	5	0.00
	10	LAM Kwok Cheung	20	8	17	45	26.67
	11	SIU Cheong Hung	63	33	59	155	19.35
	12	WU Lok Kan	1	2	5	8	0.00
<b>Team Totals</b>			300	148	277	725	20.97

Scoring Block	No	Name	Kill Blocks	Faults	Rebounds	Total Attempts	Avg by Set
	1	CHAN Kwong Kit	1	8	3	12	0.04
	2	CHAN Tung Ping	2	36	23	61	0.07
	3	WONG Ho Kiu	-	-	1	1	0.00
	4	LAM Long Hei	1	5	14	20	0.04
	5	CHAN Alex Chi Wai	14	19	19	52	0.52
	6	NG Kin Pong Jonathan	-	-	-	-	0.00
	7	CHONG Kei Loi	7	11	8	26	0.26
	8	YIK Chi Hin	15	38	15	68	0.56
	9	CHUNG Wai Sze	1	8	4	13	0.04
	10	LAM Kwok Cheung	4	16	13	33	0.15
	11	SIU Cheong Hung	7	27	12	46	0.26
	12	WU Lok Kan	-	1	2	3	0.00
<b>Team Totals</b>			52	169	114	335	1.93

Scoring Service	No	Name	Aces	Faults	Serve Hits	Total Attempts	Avg by Set
	1	CHAN Kwong Kit	2	5	31	38	0.07
	2	CHAN Tung Ping	2	5	61	68	0.07
	3	WONG Ho Kiu	-	-	-	-	0.00
	4	LAM Long Hei	1	4	54	59	0.04
	5	CHAN Alex Chi Wai	6	17	64	87	0.22
	6	NG Kin Pong Jonathan	-	-	-	-	0.00
	7	CHONG Kei Loi	3	4	39	46	0.11
	8	YIK Chi Hin	4	5	70	79	0.15
	9	CHUNG Wai Sze	2	4	35	41	0.07
	10	LAM Kwok Cheung	6	4	29	39	0.22
	11	SIU Cheong Hung	9	9	89	107	0.33
	12	WU Lok Kan	1	1	7	9	0.04
<b>Team Totals</b>			36	58	479	573	1.33

Team	Opponent Errors & Team Faults	185	3
------	-------------------------------	-----	---





## Cumulative Statistics by Skills


Общая статистика по элементам

### HKG - Hong Kg, China


AFTER 8 MATCHES

Non-Scoring Dig	No	Name	Digs	Faults	Receptions	Total Attempts	Avg by Set
	1	CHAN Kwong Kit	1	20	20	41	0.04
	2	CHAN Tung Ping	-	4	7	11	0.00
	3	WONG Ho Kiu	8	18	14	40	0.30
	4	LAM Long Hei	4	21	29	54	0.15
	5	CHAN Alex Chi Wai	9	21	44	74	0.33
	6	NG Kin Pong Jonathan	5	26	27	58	0.19
	7	CHONG Kei Loi	8	10	15	33	0.30
	8	YIK Chi Hin	-	3	2	5	0.00
	9	CHUNG Wai Sze	3	8	10	21	0.11
	10	LAM Kwok Cheung	1	3	3	7	0.04
	11	SIU Cheong Hung	15	34	47	96	0.56
	12	WU Lok Kan	-	-	-	-	0.00
<b>Team Totals</b>			54	168	218	440	2.00

Non-Scoring Set	No	Name	Running Sets	Faults	Still Sets	Total Attempts	Avg by Set
	1	CHAN Kwong Kit	2	-	4	6	0.07
	2	CHAN Tung Ping	-	-	-	-	0.00
	3	WONG Ho Kiu	4	1	10	15	0.15
	4	LAM Long Hei	154	6	188	348	5.70
	5	CHAN Alex Chi Wai	4	1	12	17	0.15
	6	NG Kin Pong Jonathan	3	-	24	27	0.11
	7	CHONG Kei Loi	1	-	5	6	0.04
	8	YIK Chi Hin	-	1	1	2	0.00
	9	CHUNG Wai Sze	81	5	115	201	3.00
	10	LAM Kwok Cheung	1	-	2	3	0.04
	11	SIU Cheong Hung	4	-	7	11	0.15
	12	WU Lok Kan	1	-	1	2	0.04
<b>Team Totals</b>			255	14	369	638	9.44

Non-Scoring Reception	No	Name	Excellents	Faults	Serve Receptions	Total Attempts	Succ %
	1	CHAN Kwong Kit	24	2	35	61	39.34
	2	CHAN Tung Ping	-	-	3	3	0.00
	3	WONG Ho Kiu	1	2	3	6	16.67
	4	LAM Long Hei	-	1	3	4	0.00
	5	CHAN Alex Chi Wai	-	1	6	7	0.00
	6	NG Kin Pong Jonathan	70	10	71	151	46.36
	7	CHONG Kei Loi	14	3	30	47	29.79
	8	YIK Chi Hin	-	1	1	2	0.00
	9	CHUNG Wai Sze	-	-	-	-	0.00
	10	LAM Kwok Cheung	-	-	-	-	0.00
	11	SIU Cheong Hung	85	8	99	192	44.27
	12	WU Lok Kan	-	-	-	-	0.00
<b>Team Totals</b>			194	28	251	473	41.01

LEGEND		Eff%		Succ%	
Avg	Average	Eff%	Efficiency	Succ%	Success %

Timing and Results provided by  TISSOT







## Cumulative Statistics by Skills


Общая статистика по элементам

### JPN - Japan

#### AFTER 6 MATCHES

Scoring Spike	No	Name	Spikes	Faults	Shots	Total Attempts	Eff %
	1	OZAWA Shoh	4	4	2	10	0.00
	2	CHIJKI Shunsuke	58	16	91	165	25.45
	3	KOGA Taichiro	-	-	3	3	0.00
	4	SHIOTA Tatsuya	42	12	19	73	41.10
	5	FUKATSU Hideomi	7	3	15	25	16.00
	6	WATANABE Sogo	22	11	16	49	22.45
	7	HOSHINO Hidetomo	44	17	41	102	26.47
	8	RI Haku	8	1	5	14	50.00
	9	DEKITA Takashi	97	30	105	232	28.88
	10	MAEDA Issei	-	-	-	-	0.00
	11	FUSHIMI Yamato	26	5	18	49	42.86
	12	YAMADA Shuzo	11	4	7	22	31.82
<b>Team Totals</b>			319	103	322	744	29.03

Scoring Block	No	Name	Kill Blocks	Faults	Rebounds	Total Attempts	Avg by Set
	1	OZAWA Shoh	-	-	-	-	0.00
	2	CHIJKI Shunsuke	9	15	23	47	0.38
	3	KOGA Taichiro	-	-	-	-	0.00
	4	SHIOTA Tatsuya	4	33	37	74	0.17
	5	FUKATSU Hideomi	6	17	19	42	0.25
	6	WATANABE Sogo	1	5	3	9	0.04
	7	HOSHINO Hidetomo	4	6	6	16	0.17
	8	RI Haku	3	4	4	11	0.13
	9	DEKITA Takashi	6	18	17	41	0.25
	10	MAEDA Issei	-	-	-	-	0.00
	11	FUSHIMI Yamato	11	42	31	84	0.46
	12	YAMADA Shuzo	-	2	-	2	0.00
<b>Team Totals</b>			44	142	140	326	1.83

Scoring Service	No	Name	Aces	Faults	Serve Hits	Total Attempts	Avg by Set
	1	OZAWA Shoh	1	6	26	33	0.04
	2	CHIJKI Shunsuke	1	15	46	62	0.04
	3	KOGA Taichiro	-	-	-	-	0.00
	4	SHIOTA Tatsuya	2	30	56	88	0.08
	5	FUKATSU Hideomi	4	4	81	89	0.17
	6	WATANABE Sogo	1	7	27	35	0.04
	7	HOSHINO Hidetomo	2	1	69	72	0.08
	8	RI Haku	-	-	7	7	0.00
	9	DEKITA Takashi	2	3	61	66	0.08
	10	MAEDA Issei	-	-	1	1	0.00
	11	FUSHIMI Yamato	4	12	32	48	0.17
	12	YAMADA Shuzo	-	9	14	23	0.00
<b>Team Totals</b>			17	87	420	524	0.71

<b>Team</b>	<b>Opponent Errors &amp; Team Faults</b>	147
-------------	--	-----





## Cumulative Statistics by Skills


Общая статистика по элементам

### JPN - Japan


#### AFTER 6 MATCHES

Non-Scoring Dig	No	Name	Digs	Faults	Receptions	Total Attempts	Avg by Set
	1	OZAWA Shoh	2	2	2	6	0.08
	2	CHIJKI Shunsuke	12	14	23	49	0.50
	3	KOGA Taichiro	39	37	60	136	1.63
	4	SHIOTA Tatsuya	5	3	12	20	0.21
	5	FUKATSU Hideomi	17	25	42	84	0.71
	6	WATANABE Sogo	6	7	8	21	0.25
	7	HOSHINO Hidetomo	8	17	36	61	0.33
	8	RI Haku	-	-	1	1	0.00
	9	DEKITA Takashi	9	15	18	42	0.38
	10	MAEDA Issei	-	-	-	-	0.00
	11	FUSHIMI Yamato	4	2	10	16	0.17
	12	YAMADA Shuzo	2	-	3	5	0.08
<b>Team Totals</b>			104	122	215	441	4.33

Non-Scoring Set	No	Name	Running Sets	Faults	Still Sets	Total Attempts	Avg by Set
	1	OZAWA Shoh	1	-	3	4	0.04
	2	CHIJKI Shunsuke	4	-	13	17	0.17
	3	KOGA Taichiro	15	-	51	66	0.63
	4	SHIOTA Tatsuya	4	-	2	6	0.17
	5	FUKATSU Hideomi	261	3	291	555	10.88
	6	WATANABE Sogo	1	-	1	2	0.04
	7	HOSHINO Hidetomo	3	-	12	15	0.13
	8	RI Haku	-	-	2	2	0.00
	9	DEKITA Takashi	2	-	8	10	0.08
	10	MAEDA Issei	-	-	-	-	0.00
	11	FUSHIMI Yamato	-	-	3	3	0.00
	12	YAMADA Shuzo	-	-	3	3	0.00
<b>Team Totals</b>			291	3	389	683	12.13

Non-Scoring Reception	No	Name	Excellents	Faults	Serve Receptions	Total Attempts	Succ %
	1	OZAWA Shoh	-	-	-	-	0.00
	2	CHIJKI Shunsuke	26	4	52	82	31.71
	3	KOGA Taichiro	57	10	71	138	41.30
	4	SHIOTA Tatsuya	3	-	4	7	42.86
	5	FUKATSU Hideomi	-	-	2	2	0.00
	6	WATANABE Sogo	23	1	48	72	31.94
	7	HOSHINO Hidetomo	54	3	82	139	38.85
	8	RI Haku	-	-	-	-	0.00
	9	DEKITA Takashi	-	-	-	-	0.00
	10	MAEDA Issei	-	-	-	-	0.00
	11	FUSHIMI Yamato	-	1	-	1	0.00
	12	YAMADA Shuzo	-	-	-	-	0.00
<b>Team Totals</b>			163	19	259	441	36.96

LEGEND		Eff%		Succ%	
Avg	Average	Eff%	Efficiency	Succ%	Success %

Timing and Results provided by  TISSOT





## Cumulative Statistics by Skills


Общая статистика по элементам

### KOR - Korea

#### AFTER 8 MATCHES

Scoring Spike	No	Name	Spikes	Faults	Shots	Total Attempts	Eff %	
	1	SONG Huichae	40	15	30	85	29.41	
	3	KWAK Myoungwoo	2	-	1	3	66.67	
	5	OH Jaeseong	-	-	-	-	0.00	
	6	LEE Mingyu	11	3	7	21	38.10	
	7	LEE Kangwon	42	19	31	92	25.00	
	9	JIN Seongtae	37	11	34	82	31.71	
	10	NA Gyeongbok	22	8	11	41	34.15	
	11	SONG Myunggeun	89	30	72	191	30.89	
	15	KIM Myeongjin	56	18	38	112	33.93	
	16	SIM Kyoung-Sub	45	20	36	101	24.75	
	17	PARK Jinwoo	37	6	23	66	46.97	
	18	KIM Kyumin	13	9	7	29	13.79	
	<b>Team Totals</b>			394	139	290	823	30.98

Scoring Block	No	Name	Kill Blocks	Faults	Rebounds	Total Attempts	Avg by Set	
	1	SONG Huichae	4	20	7	31	0.13	
	3	KWAK Myoungwoo	1	2	4	7	0.03	
	5	OH Jaeseong	-	-	1	1	0.00	
	6	LEE Mingyu	7	23	28	58	0.23	
	7	LEE Kangwon	3	16	7	26	0.10	
	9	JIN Seongtae	7	57	31	95	0.23	
	10	NA Gyeongbok	2	7	8	17	0.07	
	11	SONG Myunggeun	8	32	11	51	0.27	
	15	KIM Myeongjin	3	10	9	22	0.10	
	16	SIM Kyoung-Sub	4	19	10	33	0.13	
	17	PARK Jinwoo	10	64	33	107	0.33	
	18	KIM Kyumin	4	24	11	39	0.13	
	<b>Team Totals</b>			53	274	160	487	1.77

Scoring Service	No	Name	Aces	Faults	Serve Hits	Total Attempts	Avg by Set	
	1	SONG Huichae	1	11	39	51	0.03	
	3	KWAK Myoungwoo	-	-	19	19	0.00	
	5	OH Jaeseong	-	-	-	-	0.00	
	6	LEE Mingyu	9	12	87	108	0.30	
	7	LEE Kangwon	-	6	39	45	0.00	
	9	JIN Seongtae	1	4	77	82	0.03	
	10	NA Gyeongbok	3	5	16	24	0.10	
	11	SONG Myunggeun	2	8	88	98	0.07	
	15	KIM Myeongjin	1	4	52	57	0.03	
	16	SIM Kyoung-Sub	1	9	46	56	0.03	
	17	PARK Jinwoo	2	8	95	105	0.07	
	18	KIM Kyumin	2	2	26	30	0.07	
	<b>Team Totals</b>			22	69	584	675	0.73

Team	Opponent Errors & Team Faults	
		212
		1





## Cumulative Statistics by Skills


Общая статистика по элементам

### KOR - Korea


#### AFTER 8 MATCHES

Non-Scoring Dig	No	Name	Digs	Faults	Receptions	Total Attempts	Avg by Set	
	1	SONG Huichae	6	11	16	33	0.20	
	3	KWAK Myoungwoo	2	1	6	9	0.07	
	5	OH Jaeseong	37	29	61	127	1.23	
	6	LEE Mingyu	3	13	40	56	0.10	
	7	LEE Kangwon	1	11	10	22	0.03	
	9	JIN Seongtae	1	4	18	23	0.03	
	10	NA Gyeongbok	5	3	4	12	0.17	
	11	SONG Myunggeun	17	16	41	74	0.57	
	15	KIM Myeongjin	5	11	14	30	0.17	
	16	SIM Kyoung-Sub	10	10	24	44	0.33	
	17	PARK Jinwoo	5	6	9	20	0.17	
	18	KIM Kyumin	-	1	5	6	0.00	
	<b>Team Totals</b>			92	116	248	456	3.07

Non-Scoring Set	No	Name	Running Sets	Faults	Still Sets	Total Attempts	Avg by Set	
	1	SONG Huichae	-	-	6	6	0.00	
	3	KWAK Myoungwoo	61	-	58	119	2.03	
	5	OH Jaeseong	10	1	18	29	0.33	
	6	LEE Mingyu	260	4	272	536	8.67	
	7	LEE Kangwon	1	-	4	5	0.03	
	9	JIN Seongtae	3	-	3	6	0.10	
	10	NA Gyeongbok	3	-	1	4	0.10	
	11	SONG Myunggeun	6	-	14	20	0.20	
	15	KIM Myeongjin	5	-	2	7	0.17	
	16	SIM Kyoung-Sub	-	-	7	7	0.00	
	17	PARK Jinwoo	2	-	4	6	0.07	
	18	KIM Kyumin	2	-	3	5	0.07	
	<b>Team Totals</b>			353	5	392	750	11.77

Non-Scoring Reception	No	Name	Excellents	Faults	Serve Receptions	Total Attempts	Succ %	
	1	SONG Huichae	47	12	49	108	43.52	
	3	KWAK Myoungwoo	-	1	-	1	0.00	
	5	OH Jaeseong	105	12	96	213	49.30	
	6	LEE Mingyu	-	-	2	2	0.00	
	7	LEE Kangwon	-	-	-	-	0.00	
	9	JIN Seongtae	1	-	4	5	20.00	
	10	NA Gyeongbok	2	3	-	5	40.00	
	11	SONG Myunggeun	35	7	41	83	42.17	
	15	KIM Myeongjin	1	-	-	1	100.00	
	16	SIM Kyoung-Sub	49	5	55	109	44.95	
	17	PARK Jinwoo	-	-	2	2	0.00	
	18	KIM Kyumin	-	-	-	-	0.00	
	<b>Team Totals</b>			240	40	249	529	45.37

LEGEND		Eff%		Succ%	
Avg	Average	Eff%	Efficiency	Succ%	Success %

Timing and Results provided by  TISSOT





## Cumulative Statistics by Skills


Общая статистика по элементам

### LAT - Latvia

#### AFTER 6 MATCHES

Scoring Spike	No	Name	Spikes	Faults	Shots	Total Attempts	Eff %	
	1	JANSONS Martins	-	-	1	1	0.00	
	3	VISOCKIS Vladimirs	-	-	-	-	0.00	
	4	LIEPINS Janis	27	9	27	63	28.57	
	6	VORONKO Eriks	48	22	38	108	24.07	
	8	NIKOLAJEVs Sergejs	-	-	-	-	0.00	
	9	TOCS Edgars	85	35	67	187	26.74	
	10	LAVRENOVS Dmitrijs	-	-	-	-	0.00	
	11	PETROVS Deniss	10	2	15	27	29.63	
	13	CINNE Vitalijs	32	14	29	75	24.00	
	14	ZAVOROTNIJS Andrejs	37	14	35	86	26.74	
	15	SAMUILOVS Aleksandrs	7	6	4	17	5.88	
	17	AVDEJEVS Aleksandrs	18	12	18	48	12.50	
	<b>Team Totals</b>			264	114	234	612	24.51

Scoring Block	No	Name	Kill Blocks	Faults	Rebounds	Total Attempts	Avg by Set	
	1	JANSONS Martins	-	1	-	1	0.00	
	3	VISOCKIS Vladimirs	-	-	-	-	0.00	
	4	LIEPINS Janis	10	41	31	82	0.45	
	6	VORONKO Eriks	5	17	12	34	0.23	
	8	NIKOLAJEVs Sergejs	-	-	-	-	0.00	
	9	TOCS Edgars	7	17	8	32	0.32	
	10	LAVRENOVS Dmitrijs	-	-	-	-	0.00	
	11	PETROVS Deniss	4	23	11	38	0.18	
	13	CINNE Vitalijs	4	9	9	22	0.18	
	14	ZAVOROTNIJS Andrejs	4	23	27	54	0.18	
	15	SAMUILOVS Aleksandrs	1	5	5	11	0.05	
	17	AVDEJEVS Aleksandrs	4	7	9	20	0.18	
	<b>Team Totals</b>			39	143	112	294	1.77

Scoring Service	No	Name	Aces	Faults	Serve Hits	Total Attempts	Avg by Set	
	1	JANSONS Martins	-	1	6	7	0.00	
	3	VISOCKIS Vladimirs	-	-	9	9	0.00	
	4	LIEPINS Janis	2	5	48	55	0.09	
	6	VORONKO Eriks	3	3	59	65	0.14	
	8	NIKOLAJEVs Sergejs	-	-	-	-	0.00	
	9	TOCS Edgars	2	8	47	57	0.09	
	10	LAVRENOVS Dmitrijs	-	-	1	1	0.00	
	11	PETROVS Deniss	7	9	81	97	0.32	
	13	CINNE Vitalijs	3	7	37	47	0.14	
	14	ZAVOROTNIJS Andrejs	4	15	58	77	0.18	
	15	SAMUILOVS Aleksandrs	-	2	13	15	0.00	
	17	AVDEJEVS Aleksandrs	2	8	27	37	0.09	
	<b>Team Totals</b>			23	58	386	467	1.05

<b>Team</b>	<b>Opponent Errors &amp; Team Faults</b>	139
-------------	--	-----





## Cumulative Statistics by Skills


Общая статистика по элементам

### LAT - Latvia


#### AFTER 6 MATCHES

Non-Scoring Dig	No	Name	Digs	Faults	Receptions	Total Attempts	Avg by Set	
	1	JANSONS Martins	-	1	-	1	0.00	
	3	VISOCKIS Vladimirs	-	-	-	-	0.00	
	4	LIEPINS Janis	-	12	11	23	0.00	
	6	VORONKO Eriks	11	13	24	48	0.50	
	8	NIKOLAJEVS Sergejs	25	26	35	86	1.14	
	9	TOCS Edgars	9	13	25	47	0.41	
	10	LAVRENOVS Dmitrijs	-	2	2	4	0.00	
	11	PETROVS Deniss	10	14	25	49	0.45	
	13	CINNE Vitalijs	4	12	9	25	0.18	
	14	ZAVOROTNIJS Andrejs	7	6	13	26	0.32	
	15	SAMUILOVS Aleksandrs	-	3	2	5	0.00	
	17	AVDEJEVS Aleksandrs	3	5	11	19	0.14	
	<b>Team Totals</b>			69	107	157	333	3.14

Non-Scoring Set	No	Name	Running Sets	Faults	Still Sets	Total Attempts	Avg by Set	
	1	JANSONS Martins	5	1	7	13	0.23	
	3	VISOCKIS Vladimirs	1	-	-	1	0.05	
	4	LIEPINS Janis	2	-	9	11	0.09	
	6	VORONKO Eriks	1	-	8	9	0.05	
	8	NIKOLAJEVS Sergejs	8	1	22	31	0.36	
	9	TOCS Edgars	1	-	4	5	0.05	
	10	LAVRENOVS Dmitrijs	5	-	7	12	0.23	
	11	PETROVS Deniss	216	3	237	456	9.82	
	13	CINNE Vitalijs	1	-	7	8	0.05	
	14	ZAVOROTNIJS Andrejs	2	-	7	9	0.09	
	15	SAMUILOVS Aleksandrs	-	-	1	1	0.00	
	17	AVDEJEVS Aleksandrs	-	-	5	5	0.00	
	<b>Team Totals</b>			242	5	314	561	11.00

Non-Scoring Reception	No	Name	Excellents	Faults	Serve Receptions	Total Attempts	Succ %	
	1	JANSONS Martins	-	-	-	-	0.00	
	3	VISOCKIS Vladimirs	-	-	-	-	0.00	
	4	LIEPINS Janis	6	-	2	8	75.00	
	6	VORONKO Eriks	46	4	87	137	33.58	
	8	NIKOLAJEVS Sergejs	40	9	77	126	31.75	
	9	TOCS Edgars	1	-	1	2	50.00	
	10	LAVRENOVS Dmitrijs	-	-	-	-	0.00	
	11	PETROVS Deniss	1	-	1	2	50.00	
	13	CINNE Vitalijs	13	2	30	45	28.89	
	14	ZAVOROTNIJS Andrejs	5	-	1	6	83.33	
	15	SAMUILOVS Aleksandrs	1	1	-	2	50.00	
	17	AVDEJEVS Aleksandrs	20	4	56	80	25.00	
	<b>Team Totals</b>			133	20	255	408	32.60

LEGEND			
Avg	Eff%	Succ%	
Average	Efficiency	Success %	

Timing and Results provided by  TISSOT







## Cumulative Statistics by Skills


Общая статистика по элементам

### MAC - Macau

#### AFTER 7 MATCHES

Scoring Spike	No	Name	Spikes	Faults	Shots	Total Attempts	Eff %	
	3	CHAN Weng lo	22	10	36	68	17.65	
	4	WONG Wai Hei	24	21	24	69	4.35	
	5	KAN Chou Pui	16	31	23	70	0.00	
	6	LAM Man Tek	-	-	-	-	0.00	
	7	CHOI Wai Kit	28	18	49	95	10.53	
	9	LEONG Kuan Kin	3	3	5	11	0.00	
	11	IEONG I Kit	9	16	15	40	0.00	
	12	LAM Lok Hang	60	45	56	161	9.32	
	13	CHIANG Sio Man	-	-	1	1	0.00	
	14	LEONG On Tek	3	9	10	22	0.00	
	17	WONG Chon Hang	3	1	6	10	20.00	
	18	CHAN Ka Hei	-	-	-	-	0.00	
	<b>Team Totals</b>			168	154	225	547	2.56

Scoring Block	No	Name	Kill Blocks	Faults	Rebounds	Total Attempts	Avg by Set	
	3	CHAN Weng lo	3	48	12	63	0.13	
	4	WONG Wai Hei	2	11	11	24	0.09	
	5	KAN Chou Pui	-	6	5	11	0.00	
	6	LAM Man Tek	-	-	-	-	0.00	
	7	CHOI Wai Kit	5	16	5	26	0.22	
	9	LEONG Kuan Kin	-	8	3	11	0.00	
	11	IEONG I Kit	2	11	9	22	0.09	
	12	LAM Lok Hang	5	28	16	49	0.22	
	13	CHIANG Sio Man	-	-	-	-	0.00	
	14	LEONG On Tek	-	17	5	22	0.00	
	17	WONG Chon Hang	-	7	7	14	0.00	
	18	CHAN Ka Hei	-	-	-	-	0.00	
	<b>Team Totals</b>			17	152	73	242	0.74

Scoring Service	No	Name	Aces	Faults	Serve Hits	Total Attempts	Avg by Set	
	3	CHAN Weng lo	-	4	52	56	0.00	
	4	WONG Wai Hei	-	9	36	45	0.00	
	5	KAN Chou Pui	2	6	25	33	0.09	
	6	LAM Man Tek	-	2	2	4	0.00	
	7	CHOI Wai Kit	1	7	35	43	0.04	
	9	LEONG Kuan Kin	1	2	12	15	0.04	
	11	IEONG I Kit	-	5	37	42	0.00	
	12	LAM Lok Hang	-	10	44	54	0.00	
	13	CHIANG Sio Man	-	-	-	-	0.00	
	14	LEONG On Tek	-	4	16	20	0.00	
	17	WONG Chon Hang	2	8	37	47	0.09	
	18	CHAN Ka Hei	-	-	-	-	0.00	
	<b>Team Totals</b>			6	57	296	359	0.26

Team	Opponent Errors & Team Faults		
		159	6





## Cumulative Statistics by Skills


Общая статистика по элементам

### MAC - Macau

#### AFTER 7 MATCHES

Non-Scoring Dig	No	Name	Digs	Faults	Receptions	Total Attempts	Avg by Set	
	3	CHAN Weng lo	5	6	9	20	0.22	
	4	WONG Wai Hei	7	8	18	33	0.30	
	5	KAN Chou Pui	3	11	16	30	0.13	
	6	LAM Man Tek	-	-	-	-	0.00	
	7	CHOI Wai Kit	1	15	30	46	0.04	
	9	LEONG Kuan Kin	-	-	3	3	0.00	
	11	IEONG I Kit	6	8	21	35	0.26	
	12	LAM Lok Hang	4	23	21	48	0.17	
	13	CHIANG Sio Man	6	5	7	18	0.26	
	14	LEONG On Tek	1	4	6	11	0.04	
	17	WONG Chon Hang	2	20	26	48	0.09	
	18	CHAN Ka Hei	8	21	18	47	0.35	
	<b>Team Totals</b>			43	121	175	339	1.87

Non-Scoring Set	No	Name	Running Sets	Faults	Still Sets	Total Attempts	Avg by Set	
	3	CHAN Weng lo	-	-	5	5	0.00	
	4	WONG Wai Hei	1	-	7	8	0.04	
	5	KAN Chou Pui	-	1	11	12	0.00	
	6	LAM Man Tek	-	-	-	-	0.00	
	7	CHOI Wai Kit	18	1	53	72	0.78	
	9	LEONG Kuan Kin	-	-	1	1	0.00	
	11	IEONG I Kit	11	1	24	36	0.48	
	12	LAM Lok Hang	1	1	6	8	0.04	
	13	CHIANG Sio Man	1	-	3	4	0.04	
	14	LEONG On Tek	8	-	23	31	0.35	
	17	WONG Chon Hang	114	7	204	325	4.96	
	18	CHAN Ka Hei	-	-	7	7	0.00	
	<b>Team Totals</b>			154	11	344	509	6.70

Non-Scoring Reception	No	Name	Excellents	Faults	Serve Receptions	Total Attempts	Succ %	
	3	CHAN Weng lo	-	-	-	-	0.00	
	4	WONG Wai Hei	36	11	48	95	37.89	
	5	KAN Chou Pui	18	8	34	60	30.00	
	6	LAM Man Tek	-	-	-	-	0.00	
	7	CHOI Wai Kit	1	3	9	13	7.69	
	9	LEONG Kuan Kin	-	-	-	-	0.00	
	11	IEONG I Kit	12	5	31	48	25.00	
	12	LAM Lok Hang	37	10	55	102	36.27	
	13	CHIANG Sio Man	16	1	17	34	47.06	
	14	LEONG On Tek	-	-	3	3	0.00	
	17	WONG Chon Hang	-	2	-	2	0.00	
	18	CHAN Ka Hei	18	10	47	75	24.00	
	<b>Team Totals</b>			138	50	244	432	31.94

LEGEND		Eff%		Succ%	
Avg	Average	Eff%	Efficiency	Succ%	Success %





## Cumulative Statistics by Skills


Общая статистика по элементам

### MEX - Mexico

#### AFTER 7 MATCHES

Scoring Spike	No	Name	Spikes	Faults	Shots	Total Attempts	Eff %	
	1	VALDES Jesus	86	35	82	203	25.12	
	3	TOVAR Eduardo	26	15	20	61	18.03	
	4	PETRIS Martin Gilberto	20	4	26	50	32.00	
	5	LIZARRAGA Efrain Guadalupe	1	2	1	4	0.00	
	7	BARAJAS Jorge Alejandro	13	3	14	30	33.33	
	8	VARGAS OSORIO Daniel	13	8	13	34	14.71	
	9	GUERRERO Ismael	-	-	-	-	0.00	
	10	MEDINA David Raul	-	1	4	5	0.00	
	11	ORELLANA Nestor	65	40	68	173	14.45	
	12	ARANZUBIA Rodolfo	-	-	-	-	0.00	
	13	CORDOVA ARVIZU Samuel	51	14	31	96	38.54	
	14	AGUILERA Tomas Alonso	86	18	25	129	52.71	
	<b>Team Totals</b>			361	140	284	785	28.15

Scoring Block	No	Name	Kill Blocks	Faults	Rebounds	Total Attempts	Avg by Set	
	1	VALDES Jesus	7	21	13	41	0.26	
	3	TOVAR Eduardo	3	8	11	22	0.11	
	4	PETRIS Martin Gilberto	1	9	7	17	0.04	
	5	LIZARRAGA Efrain Guadalupe	-	1	-	1	0.00	
	7	BARAJAS Jorge Alejandro	7	24	12	43	0.26	
	8	VARGAS OSORIO Daniel	4	6	5	15	0.15	
	9	GUERRERO Ismael	-	2	-	2	0.00	
	10	MEDINA David Raul	-	-	-	-	0.00	
	11	ORELLANA Nestor	6	12	8	26	0.22	
	12	ARANZUBIA Rodolfo	-	-	-	-	0.00	
	13	CORDOVA ARVIZU Samuel	21	69	46	136	0.78	
	14	AGUILERA Tomas Alonso	9	56	29	94	0.33	
	<b>Team Totals</b>			58	208	131	397	2.15

Scoring Service	No	Name	Aces	Faults	Serve Hits	Total Attempts	Avg by Set	
	1	VALDES Jesus	6	22	81	109	0.22	
	3	TOVAR Eduardo	2	6	73	81	0.07	
	4	PETRIS Martin Gilberto	1	5	19	25	0.04	
	5	LIZARRAGA Efrain Guadalupe	2	-	8	10	0.07	
	7	BARAJAS Jorge Alejandro	8	22	92	122	0.30	
	8	VARGAS OSORIO Daniel	-	1	4	5	0.00	
	9	GUERRERO Ismael	-	1	2	3	0.00	
	10	MEDINA David Raul	-	-	-	-	0.00	
	11	ORELLANA Nestor	-	23	61	84	0.00	
	12	ARANZUBIA Rodolfo	-	-	-	-	0.00	
	13	CORDOVA ARVIZU Samuel	7	32	59	98	0.26	
	14	AGUILERA Tomas Alonso	2	2	83	87	0.07	
	<b>Team Totals</b>			28	114	482	624	1.04

Team	Opponent Errors & Team Faults	176	2
------	-------------------------------	-----	---





## Cumulative Statistics by Skills


Общая статистика по элементам

### MEX - Mexico


#### AFTER 7 MATCHES

Non-Scoring Dig	No	Name	Digs	Faults	Receptions	Total Attempts	Avg by Set	
	1	VALDES Jesus	8	14	27	49	0.30	
	3	TOVAR Eduardo	3	7	17	27	0.11	
	4	PETRIS Martin Gilberto	3	1	7	11	0.11	
	5	LIZARRAGA Efrain Guadalupe	2	4	4	10	0.07	
	7	BARAJAS Jorge Alejandro	6	14	25	45	0.22	
	8	VARGAS OSORIO Daniel	-	-	5	5	0.00	
	9	GUERRERO Ismael	-	-	-	-	0.00	
	10	MEDINA David Raul	28	35	54	117	1.04	
	11	ORELLANA Nestor	8	16	28	52	0.30	
	12	ARANZUBIA Rodolfo	3	4	8	15	0.11	
	13	CORDOVA ARVIZU Samuel	4	3	14	21	0.15	
	14	AGUILERA Tomas Alonso	7	12	22	41	0.26	
	<b>Team Totals</b>			72	110	211	393	2.67

Non-Scoring Set	No	Name	Running Sets	Faults	Still Sets	Total Attempts	Avg by Set	
	1	VALDES Jesus	3	-	11	14	0.11	
	3	TOVAR Eduardo	-	-	5	5	0.00	
	4	PETRIS Martin Gilberto	1	1	2	4	0.04	
	5	LIZARRAGA Efrain Guadalupe	33	1	33	67	1.22	
	7	BARAJAS Jorge Alejandro	257	3	265	525	9.52	
	8	VARGAS OSORIO Daniel	3	1	1	5	0.11	
	9	GUERRERO Ismael	-	-	-	-	0.00	
	10	MEDINA David Raul	12	1	36	49	0.44	
	11	ORELLANA Nestor	3	1	14	18	0.11	
	12	ARANZUBIA Rodolfo	-	1	3	4	0.00	
	13	CORDOVA ARVIZU Samuel	2	1	11	14	0.07	
	14	AGUILERA Tomas Alonso	3	-	8	11	0.11	
	<b>Team Totals</b>			317	10	389	716	11.74

Non-Scoring Reception	No	Name	Excellents	Faults	Serve Receptions	Total Attempts	Succ %	
	1	VALDES Jesus	88	2	91	181	48.62	
	3	TOVAR Eduardo	24	12	39	75	32.00	
	4	PETRIS Martin Gilberto	6	4	13	23	26.09	
	5	LIZARRAGA Efrain Guadalupe	-	1	-	1	0.00	
	7	BARAJAS Jorge Alejandro	-	-	1	1	0.00	
	8	VARGAS OSORIO Daniel	-	-	-	-	0.00	
	9	GUERRERO Ismael	-	-	-	-	0.00	
	10	MEDINA David Raul	81	11	79	171	47.37	
	11	ORELLANA Nestor	-	-	-	-	0.00	
	12	ARANZUBIA Rodolfo	25	2	19	46	54.35	
	13	CORDOVA ARVIZU Samuel	-	1	1	2	0.00	
	14	AGUILERA Tomas Alonso	7	1	16	24	29.17	
	<b>Team Totals</b>			231	34	259	524	44.08

LEGEND			
Avg	Eff%	Succ%	
Average	Efficiency	Success %	

Timing and Results provided by  TISSOT





## Cumulative Statistics by Skills


Общая статистика по элементам

### POL - Poland

#### AFTER 8 MATCHES

Scoring Spike	No	Name	Spikes	Faults	Shots	Total Attempts	Eff %	
	2	POPIK Kacper	2	-	2	4	50.00	
	3	LOMACZ Grzegorz	6	2	6	14	28.57	
	4	WLODARCZYK Wojciech	57	20	51	128	28.91	
	5	KLOS Karol	55	6	22	83	59.04	
	7	HEBDA Milosz	21	4	17	42	40.48	
	10	ZALINSKI Wosjciech	18	8	7	33	30.30	
	11	ZAJDER Maciej	24	6	20	50	36.00	
	12	BOCIEK Grzegorz	107	40	85	232	28.88	
	13	WIERZBOWSKI Krzysztof	54	27	39	120	22.50	
	15	FERENS Wojciech	41	16	30	87	28.74	
	16	HAIN Piotr	5	2	4	11	27.27	
	18	WOJTASZEK Damian	-	-	1	1	0.00	
	<b>Team Totals</b>			390	131	284	805	32.17

Scoring Block	No	Name	Kill Blocks	Faults	Rebounds	Total Attempts	Avg by Set	
	2	POPIK Kacper	-	2	-	2	0.00	
	3	LOMACZ Grzegorz	1	22	12	35	0.03	
	4	WLODARCZYK Wojciech	5	15	14	34	0.17	
	5	KLOS Karol	16	35	27	78	0.53	
	7	HEBDA Milosz	2	5	3	10	0.07	
	10	ZALINSKI Wosjciech	2	2	3	7	0.07	
	11	ZAJDER Maciej	23	39	49	111	0.77	
	12	BOCIEK Grzegorz	13	20	20	53	0.43	
	13	WIERZBOWSKI Krzysztof	5	23	16	44	0.17	
	15	FERENS Wojciech	5	10	6	21	0.17	
	16	HAIN Piotr	3	9	7	19	0.10	
	18	WOJTASZEK Damian	-	-	-	-	0.00	
	<b>Team Totals</b>			75	182	157	414	2.50

Scoring Service	No	Name	Aces	Faults	Serve Hits	Total Attempts	Avg by Set	
	2	POPIK Kacper	1	1	14	16	0.03	
	3	LOMACZ Grzegorz	2	10	72	84	0.07	
	4	WLODARCZYK Wojciech	5	16	40	61	0.17	
	5	KLOS Karol	11	10	129	150	0.37	
	7	HEBDA Milosz	3	3	26	32	0.10	
	10	ZALINSKI Wosjciech	1	3	9	13	0.03	
	11	ZAJDER Maciej	12	14	71	97	0.40	
	12	BOCIEK Grzegorz	9	25	62	96	0.30	
	13	WIERZBOWSKI Krzysztof	3	20	53	76	0.10	
	15	FERENS Wojciech	5	9	25	39	0.17	
	16	HAIN Piotr	-	2	28	30	0.00	
	18	WOJTASZEK Damian	-	-	-	-	0.00	
	<b>Team Totals</b>			52	113	529	694	1.73

Team	Opponent Errors & Team Faults	
		185
		5





## Cumulative Statistics by Skills


Общая статистика по элементам

### POL - Poland


#### AFTER 8 MATCHES

Non-Scoring Dig	No	Name	Digs	Faults	Receptions	Total Attempts	Avg by Set	
	2	POPIK Kacper	-	-	4	4	0.00	
	3	LOMACZ Grzegorz	5	19	43	67	0.17	
	4	WLODARCZYK Wojciech	4	11	28	43	0.13	
	5	KLOS Karol	4	7	24	35	0.13	
	7	HEBDA Milosz	1	8	10	19	0.03	
	10	ZALINSKI Wosjciech	2	1	6	9	0.07	
	11	ZAJDER Maciej	3	4	13	20	0.10	
	12	BOCIEK Grzegorz	8	13	35	56	0.27	
	13	WIERZBOWSKI Krzysztof	10	12	33	55	0.33	
	15	FERENS Wojciech	1	3	16	20	0.03	
	16	HAIN Piotr	-	1	2	3	0.00	
	18	WOJTASZEK Damian	26	21	90	137	0.87	
	<b>Team Totals</b>			64	100	304	468	2.13

Non-Scoring Set	No	Name	Running Sets	Faults	Still Sets	Total Attempts	Avg by Set	
	2	POPIK Kacper	23	-	18	41	0.77	
	3	LOMACZ Grzegorz	308	11	272	591	10.27	
	4	WLODARCZYK Wojciech	3	-	7	10	0.10	
	5	KLOS Karol	7	1	21	29	0.23	
	7	HEBDA Milosz	1	-	1	2	0.03	
	10	ZALINSKI Wosjciech	1	-	1	2	0.03	
	11	ZAJDER Maciej	-	1	10	11	0.00	
	12	BOCIEK Grzegorz	4	-	5	9	0.13	
	13	WIERZBOWSKI Krzysztof	6	-	16	22	0.20	
	15	FERENS Wojciech	-	-	6	6	0.00	
	16	HAIN Piotr	-	-	2	2	0.00	
	18	WOJTASZEK Damian	7	2	27	36	0.23	
	<b>Team Totals</b>			360	15	386	761	12.00

Non-Scoring Reception	No	Name	Excellents	Faults	Serve Receptions	Total Attempts	Succ %	
	2	POPIK Kacper	-	-	-	-	0.00	
	3	LOMACZ Grzegorz	1	-	1	2	50.00	
	4	WLODARCZYK Wojciech	46	10	55	111	41.44	
	5	KLOS Karol	2	-	4	6	33.33	
	7	HEBDA Milosz	12	3	23	38	31.58	
	10	ZALINSKI Wosjciech	-	-	-	-	0.00	
	11	ZAJDER Maciej	1	-	2	3	33.33	
	12	BOCIEK Grzegorz	-	-	-	-	0.00	
	13	WIERZBOWSKI Krzysztof	66	11	87	164	40.24	
	15	FERENS Wojciech	23	3	19	45	51.11	
	16	HAIN Piotr	1	-	1	2	50.00	
	18	WOJTASZEK Damian	56	6	54	116	48.28	
	<b>Team Totals</b>			208	33	246	487	42.71

LEGEND			
Avg	Eff%	Succ%	
Average	Efficiency	Success %	

Timing and Results provided by  TISSOT







## Cumulative Statistics by Skills


Общая статистика по элементам

### RUS - Russian Fed.

#### AFTER 8 MATCHES

Scoring Spike	No	Name	Spikes	Faults	Shots	Total Attempts	Eff %	
	1	VOLVICH Artem	21	4	9	34	50.00	
	3	KOVALEV Dmitriy	7	-	2	9	77.78	
	4	ANTIPKIN Sergey	-	1	3	4	0.00	
	5	SYCHEV Oleg	26	6	23	55	36.36	
	7	SHIPOTKO Denis	4	1	1	6	50.00	
	8	BIRUYKOV Denis	64	12	45	121	42.98	
	9	GOLUBEV Valentin	-	-	-	-	0.00	
	10	MARKIN Alexandr	31	9	25	65	33.85	
	14	SHCHERBININ Dmitriy	13	4	5	22	40.91	
	15	ILINYKH Dmitry	60	15	49	124	36.29	
	17	ZHIGALOV Maksim	93	22	52	167	42.51	
	18	SAVIN Sergey	10	3	6	19	36.84	
	<b>Team Totals</b>			329	77	220	626	40.26

Scoring Block	No	Name	Kill Blocks	Faults	Rebounds	Total Attempts	Avg by Set	
	1	VOLVICH Artem	19	21	16	56	0.70	
	3	KOVALEV Dmitriy	16	16	10	42	0.59	
	4	ANTIPKIN Sergey	6	9	12	27	0.22	
	5	SYCHEV Oleg	12	38	41	91	0.44	
	7	SHIPOTKO Denis	-	-	1	1	0.00	
	8	BIRUYKOV Denis	10	19	7	36	0.37	
	9	GOLUBEV Valentin	-	-	-	-	0.00	
	10	MARKIN Alexandr	7	13	5	25	0.26	
	14	SHCHERBININ Dmitriy	4	20	21	45	0.15	
	15	ILINYKH Dmitry	13	25	8	46	0.48	
	17	ZHIGALOV Maksim	16	17	17	50	0.59	
	18	SAVIN Sergey	2	2	2	6	0.07	
	<b>Team Totals</b>			105	180	140	425	3.89

Scoring Service	No	Name	Aces	Faults	Serve Hits	Total Attempts	Avg by Set	
	1	VOLVICH Artem	2	3	53	58	0.07	
	3	KOVALEV Dmitriy	6	6	61	73	0.22	
	4	ANTIPKIN Sergey	7	7	38	52	0.26	
	5	SYCHEV Oleg	4	14	65	83	0.15	
	7	SHIPOTKO Denis	-	1	-	1	0.00	
	8	BIRUYKOV Denis	10	13	63	86	0.37	
	9	GOLUBEV Valentin	-	-	-	-	0.00	
	10	MARKIN Alexandr	2	10	25	37	0.07	
	14	SHCHERBININ Dmitriy	3	3	46	52	0.11	
	15	ILINYKH Dmitry	1	20	70	91	0.04	
	17	ZHIGALOV Maksim	17	21	67	105	0.63	
	18	SAVIN Sergey	1	3	6	10	0.04	
	<b>Team Totals</b>			53	101	494	648	1.96

Team	Opponent Errors & Team Faults	
		167
		1





## Cumulative Statistics by Skills


Общая статистика по элементам

### RUS - Russian Fed.

#### AFTER 8 MATCHES


Non-Scoring Dig	No	Name	Digs	Faults	Receptions	Total Attempts	Avg by Set
	1	VOLVICH Artem	2	2	8	12	0.07
	3	KOVALEV Dmitriy	-	16	30	46	0.00
	4	ANTIPKIN Sergey	2	2	15	19	0.07
	5	SYCHEV Oleg	-	4	6	10	0.00
	7	SHIPOTKO Denis	2	3	2	7	0.07
	8	BIRUYKOV Denis	9	8	26	43	0.33
	9	GOLUBEV Valentin	31	22	45	98	1.15
	10	MARKIN Alexandr	1	2	14	17	0.04
	14	SHCHERBININ Dmitriy	-	1	5	6	0.00
	15	ILINYKH Dmitry	3	11	17	31	0.11
	17	ZHIGALOV Maksim	7	20	32	59	0.26
	18	SAVIN Sergey	2	-	2	4	0.07
	<b>Team Totals</b>			59	91	202	352

Non-Scoring Set	No	Name	Running Sets	Faults	Still Sets	Total Attempts	Avg by Set
	1	VOLVICH Artem	2	-	3	5	0.07
	3	KOVALEV Dmitriy	150	2	129	281	5.56
	4	ANTIPKIN Sergey	99	-	74	173	3.67
	5	SYCHEV Oleg	3	-	6	9	0.11
	7	SHIPOTKO Denis	1	-	1	2	0.04
	8	BIRUYKOV Denis	4	-	11	15	0.15
	9	GOLUBEV Valentin	15	1	26	42	0.56
	10	MARKIN Alexandr	3	-	2	5	0.11
	14	SHCHERBININ Dmitriy	2	-	3	5	0.07
	15	ILINYKH Dmitry	6	-	7	13	0.22
	17	ZHIGALOV Maksim	3	2	1	6	0.11
	18	SAVIN Sergey	-	-	1	1	0.00
	<b>Team Totals</b>			288	5	264	557

Non-Scoring Reception	No	Name	Excellents	Faults	Serve Receptions	Total Attempts	Succ %
	1	VOLVICH Artem	-	1	1	2	0.00
	3	KOVALEV Dmitriy	-	1	-	1	0.00
	4	ANTIPKIN Sergey	-	-	-	-	0.00
	5	SYCHEV Oleg	-	-	-	-	0.00
	7	SHIPOTKO Denis	8	1	14	23	34.78
	8	BIRUYKOV Denis	40	4	38	82	48.78
	9	GOLUBEV Valentin	72	10	60	142	50.70
	10	MARKIN Alexandr	31	1	30	62	50.00
	14	SHCHERBININ Dmitriy	-	-	-	-	0.00
	15	ILINYKH Dmitry	26	7	41	74	35.14
	17	ZHIGALOV Maksim	-	1	-	1	0.00
	18	SAVIN Sergey	-	-	-	-	0.00
	<b>Team Totals</b>			177	26	184	387

#### LEGEND

Avg Average      Eff% Efficiency      Succ% Success %

Timing and Results provided by  TISSOT



## Cumulative Statistics by Skills


Общая статистика по элементам

### SUI - Switzerland

#### AFTER 8 MATCHES

Scoring Spike


No	Name	Spikes	Faults	Shots	Total Attempts	Eff %
1	STEIGMEIER Sebastien	115	45	126	286	24.48
3	GIGER Reto	4	2	4	10	20.00
4	WALZER Marc	26	11	21	58	25.86
5	WETZEL Elias	9	2	6	17	41.18
7	BALDY-MOULINIER Nicolas Christoph	12	6	11	29	20.69
11	BRUEHWILER Roman	40	20	37	97	20.62
12	HAENGGI Christoph	24	8	20	52	30.77
14	CARREL Julien	5	1	10	16	25.00
15	VAUTIER Joris	-	-	1	1	0.00
16	BRANDER Fabian	47	21	66	134	19.40
17	EHRAT Samuel	16	3	15	34	38.24
18	CHANDON Yohan	13	15	24	52	0.00
<b>Team Totals</b>		311	134	341	786	22.52

Scoring Block


No	Name	Kill Blocks	Faults	Rebounds	Total Attempts	Avg by Set
1	STEIGMEIER Sebastien	8	23	18	49	0.29
3	GIGER Reto	6	14	7	27	0.21
4	WALZER Marc	10	45	27	82	0.36
5	WETZEL Elias	1	2	-	3	0.04
7	BALDY-MOULINIER Nicolas Christoph	2	7	-	9	0.07
11	BRUEHWILER Roman	8	15	13	36	0.29
12	HAENGGI Christoph	15	41	18	74	0.54
14	CARREL Julien	3	9	10	22	0.11
15	VAUTIER Joris	-	-	-	-	0.00
16	BRANDER Fabian	5	22	8	35	0.18
17	EHRAT Samuel	7	30	21	58	0.25
18	CHANDON Yohan	2	6	4	12	0.07
<b>Team Totals</b>		67	214	126	407	2.39

Scoring Service


No	Name	Aces	Faults	Serve Hits	Total Attempts	Avg by Set
1	STEIGMEIER Sebastien	14	24	68	106	0.50
3	GIGER Reto	4	17	22	43	0.14
4	WALZER Marc	5	11	54	70	0.18
5	WETZEL Elias	1	1	12	14	0.04
7	BALDY-MOULINIER Nicolas Christoph	3	5	21	29	0.11
11	BRUEHWILER Roman	3	14	38	55	0.11
12	HAENGGI Christoph	5	4	47	56	0.18
14	CARREL Julien	8	8	51	67	0.29
15	VAUTIER Joris	-	-	-	-	0.00
16	BRANDER Fabian	3	12	56	71	0.11
17	EHRAT Samuel	1	3	39	43	0.04
18	CHANDON Yohan	3	2	59	64	0.11
<b>Team Totals</b>		50	101	467	618	1.79

Team
------

Opponent Errors & Team Faults	
	184
	2





## Cumulative Statistics by Skills


Общая статистика по элементам

### SUI - Switzerland


#### AFTER 8 MATCHES

Non-Scoring Dig	No	Name	Digs	Faults	Receptions	Total Attempts	Avg by Set	
	1	STEIGMEIER Sebastien	12	16	26	54	0.43	
	3	GIGER Reto	1	7	12	20	0.04	
	4	WALZER Marc	1	3	6	10	0.04	
	5	WETZEL Elias	-	-	-	-	0.00	
	7	BALDY-MOULINIER Nicolas Christoph	11	4	16	31	0.39	
	11	BRUEHWILER Roman	9	14	26	49	0.32	
	12	HAENGGI Christoph	4	3	12	19	0.14	
	14	CARREL Julien	3	16	23	42	0.11	
	15	VAUTIER Joris	27	29	41	97	0.96	
	16	BRANDER Fabian	8	23	34	65	0.29	
	17	EHRAT Samuel	3	3	10	16	0.11	
	18	CHANDON Yohan	5	8	19	32	0.18	
	<b>Team Totals</b>			84	126	225	435	3.00

Non-Scoring Set	No	Name	Running Sets	Faults	Still Sets	Total Attempts	Avg by Set	
	1	STEIGMEIER Sebastien	2	1	7	10	0.07	
	3	GIGER Reto	126	4	148	278	4.50	
	4	WALZER Marc	3	-	4	7	0.11	
	5	WETZEL Elias	-	-	2	2	0.00	
	7	BALDY-MOULINIER Nicolas Christoph	5	-	5	10	0.18	
	11	BRUEHWILER Roman	3	-	12	15	0.11	
	12	HAENGGI Christoph	1	-	6	7	0.04	
	14	CARREL Julien	127	3	205	335	4.54	
	15	VAUTIER Joris	8	-	21	29	0.29	
	16	BRANDER Fabian	3	1	16	20	0.11	
	17	EHRAT Samuel	2	-	6	8	0.07	
	18	CHANDON Yohan	4	-	3	7	0.14	
	<b>Team Totals</b>			284	9	435	728	10.14

Non-Scoring Reception	No	Name	Excellents	Faults	Serve Receptions	Total Attempts	Succ %	
	1	STEIGMEIER Sebastien	-	-	1	1	0.00	
	3	GIGER Reto	-	1	2	3	0.00	
	4	WALZER Marc	2	-	3	5	40.00	
	5	WETZEL Elias	1	-	-	1	100.00	
	7	BALDY-MOULINIER Nicolas Christoph	40	4	34	78	51.28	
	11	BRUEHWILER Roman	43	8	57	108	39.81	
	12	HAENGGI Christoph	-	-	2	2	0.00	
	14	CARREL Julien	-	-	-	-	0.00	
	15	VAUTIER Joris	40	7	42	89	44.94	
	16	BRANDER Fabian	53	7	91	151	35.10	
	17	EHRAT Samuel	1	-	3	4	25.00	
	18	CHANDON Yohan	29	3	47	79	36.71	
	<b>Team Totals</b>			209	30	282	521	40.12

LEGEND			
Avg	Eff%	Succ%	
Average	Efficiency	Success %	

Timing and Results provided by  TISSOT




## Cumulative Statistics by Skills


Общая статистика по элементам

### THA - Thailand

#### AFTER 6 MATCHES

Scoring Spike


No	Name	Spikes	Faults	Shots	Total Attempts	Eff %
1	RAKSAKAEW Jirayu	91	33	77	201	28.86
2	VAENPRADAB Montri	21	5	12	38	42.11
3	TABWISES Wanchai	82	21	42	145	42.07
4	KESAPAN Nattapong	1	-	-	1	100.00
5	NILSAWAI Kissada	53	10	18	81	53.09
7	BOUDANG Yuranan	-	-	-	-	0.00
8	SILAPASRON Kanit	-	2	-	2	0.00
9	SRI-UTTHAWONG Kittikun	48	17	17	82	37.80
10	TOONTUPTHAI Piyarat	-	-	1	1	0.00
14	SOMKANE Kitsada	37	18	22	77	24.68
16	NAKPRASONG Teerasak	4	-	2	6	66.67
17	CHAROENSUK Saranchit	1	2	10	13	0.00
<b>Team Totals</b>		338	108	201	647	35.55

Scoring Block


No	Name	Kill Blocks	Faults	Rebounds	Total Attempts	Avg by Set
1	RAKSAKAEW Jirayu	10	19	11	40	0.40
2	VAENPRADAB Montri	6	29	29	64	0.24
3	TABWISES Wanchai	4	20	12	36	0.16
4	KESAPAN Nattapong	2	4	2	8	0.08
5	NILSAWAI Kissada	20	47	27	94	0.80
7	BOUDANG Yuranan	-	-	-	-	0.00
8	SILAPASRON Kanit	-	-	-	-	0.00
9	SRI-UTTHAWONG Kittikun	9	8	12	29	0.36
10	TOONTUPTHAI Piyarat	-	1	-	1	0.00
14	SOMKANE Kitsada	-	17	4	21	0.00
16	NAKPRASONG Teerasak	2	4	2	8	0.08
17	CHAROENSUK Saranchit	1	10	5	16	0.04
<b>Team Totals</b>		54	159	104	317	2.16

Scoring Service


No	Name	Aces	Faults	Serve Hits	Total Attempts	Avg by Set
1	RAKSAKAEW Jirayu	8	18	65	91	0.32
2	VAENPRADAB Montri	-	7	73	80	0.00
3	TABWISES Wanchai	2	11	59	72	0.08
4	KESAPAN Nattapong	-	1	28	29	0.00
5	NILSAWAI Kissada	3	7	82	92	0.12
7	BOUDANG Yuranan	-	-	-	-	0.00
8	SILAPASRON Kanit	-	-	-	-	0.00
9	SRI-UTTHAWONG Kittikun	-	4	48	52	0.00
10	TOONTUPTHAI Piyarat	-	-	-	-	0.00
14	SOMKANE Kitsada	4	18	50	72	0.16
16	NAKPRASONG Teerasak	1	-	6	7	0.04
17	CHAROENSUK Saranchit	1	7	53	61	0.04
<b>Team Totals</b>		19	73	464	556	0.76

Team
<b>Opponent Errors &amp; Team Faults</b>

145
-----





## Cumulative Statistics by Skills


Общая статистика по элементам

### THA - Thailand


#### AFTER 6 MATCHES

Non-Scoring Dig	No	Name	Digs	Faults	Receptions	Total Attempts	Avg by Set	
	1	RAKSAKAEW Jirayu	11	18	27	56	0.44	
	2	VAENPRADAB Montri	2	4	8	14	0.08	
	3	TABWISES Wanchai	6	19	16	41	0.24	
	4	KESAPAN Nattapong	1	3	8	12	0.04	
	5	NILSAWAI Kissada	5	8	18	31	0.20	
	7	BOUDANG Yuranan	-	-	-	-	0.00	
	8	SILAPASRON Kanit	-	-	-	-	0.00	
	9	SRI-UTTHAWONG Kittikun	5	9	20	34	0.20	
	10	TOONTUPHAI Piyarat	23	31	40	94	0.92	
	14	SOMKANE Kitsada	8	12	16	36	0.32	
	16	NAKPRASONG Teerasak	-	-	1	1	0.00	
	17	CHAROENSUK Saranchit	2	10	26	38	0.08	
	<b>Team Totals</b>			63	114	180	357	2.52

Non-Scoring Set	No	Name	Running Sets	Faults	Still Sets	Total Attempts	Avg by Set	
	1	RAKSAKAEW Jirayu	6	-	3	9	0.24	
	2	VAENPRADAB Montri	3	-	9	12	0.12	
	3	TABWISES Wanchai	4	-	11	15	0.16	
	4	KESAPAN Nattapong	61	-	33	94	2.44	
	5	NILSAWAI Kissada	-	2	5	7	0.00	
	7	BOUDANG Yuranan	-	-	-	-	0.00	
	8	SILAPASRON Kanit	-	-	-	-	0.00	
	9	SRI-UTTHAWONG Kittikun	1	1	7	9	0.04	
	10	TOONTUPHAI Piyarat	12	-	21	33	0.48	
	14	SOMKANE Kitsada	1	-	5	6	0.04	
	16	NAKPRASONG Teerasak	-	-	1	1	0.00	
	17	CHAROENSUK Saranchit	230	3	185	418	9.20	
	<b>Team Totals</b>			318	6	280	604	12.72

Non-Scoring Reception	No	Name	Excellents	Faults	Serve Receptions	Total Attempts	Succ %	
	1	RAKSAKAEW Jirayu	1	-	-	1	100.00	
	2	VAENPRADAB Montri	-	1	-	1	0.00	
	3	TABWISES Wanchai	44	11	65	120	36.67	
	4	KESAPAN Nattapong	-	-	-	-	0.00	
	5	NILSAWAI Kissada	-	-	-	-	0.00	
	7	BOUDANG Yuranan	-	-	-	-	0.00	
	8	SILAPASRON Kanit	-	-	-	-	0.00	
	9	SRI-UTTHAWONG Kittikun	22	3	47	72	30.56	
	10	TOONTUPHAI Piyarat	66	10	53	129	51.16	
	14	SOMKANE Kitsada	47	7	50	104	45.19	
	16	NAKPRASONG Teerasak	-	-	-	-	0.00	
	17	CHAROENSUK Saranchit	-	1	2	3	0.00	
	<b>Team Totals</b>			180	33	217	430	41.86

LEGEND		Eff%		Succ%	
Avg	Average	Eff%	Efficiency	Succ%	Success %

Timing and Results provided by  TISSOT







## Cumulative Statistics by Skills


Общая статистика по элементам

### UAE - UA Emirates

#### AFTER 5 MATCHES

Scoring Spike	No	Name	Spikes	Faults	Shots	Total Attempts	Eff %	
	1	GHAZWAN ALBADWAWI Saleh Hassan Kham	18	15	25	58	5.17	
	4	MOHAMMAD AHLI Mohammad Juma Abdulla	4	-	8	12	33.33	
	5	SALEM AL MAAMARI Mohamed Hamad Saou	-	-	-	-	0.00	
	6	ALI ALBLOOSHI Khamis Abdulla Ibrahi	10	5	14	29	17.24	
	7	GHULAM ALMARZOOQI Amer Ghulam Hasan	59	30	59	148	19.59	
	8	SAQROH ALDHUHOORI Hasan Yousif Ali	33	17	31	81	19.75	
	11	HAIDER ALMUTAWI Ahmad Sultan Salem	4	2	4	10	20.00	
	12	ALAWADHI Ali Mohd Saleh Ali	-	-	-	-	0.00	
	14	JUMA ALTAHRI Abdulredha Ghanem Sula	16	13	19	48	6.25	
	15	SHAMAL I.ALMEMARI Mohammed Abdul Az	13	7	22	42	14.29	
	17	SALEM MATAR Ahmad Omar	2	2	-	4	0.00	
	<b>Team Totals</b>			159	91	182	432	15.74

Scoring Block	No	Name	Kill Blocks	Faults	Rebounds	Total Attempts	Avg by Set	
	1	GHAZWAN ALBADWAWI Saleh Hassan Kham	1	8	1	10	0.06	
	4	MOHAMMAD AHLI Mohammad Juma Abdulla	-	6	4	10	0.00	
	5	SALEM AL MAAMARI Mohamed Hamad Saou	1	1	1	3	0.06	
	6	ALI ALBLOOSHI Khamis Abdulla Ibrahi	5	33	9	47	0.31	
	7	GHULAM ALMARZOOQI Amer Ghulam Hasan	3	10	6	19	0.19	
	8	SAQROH ALDHUHOORI Hasan Yousif Ali	4	14	7	25	0.25	
	11	HAIDER ALMUTAWI Ahmad Sultan Salem	1	9	8	18	0.06	
	12	ALAWADHI Ali Mohd Saleh Ali	-	-	-	-	0.00	
	14	JUMA ALTAHRI Abdulredha Ghanem Sula	2	8	5	15	0.13	
	15	SHAMAL I.ALMEMARI Mohammed Abdul Az	12	50	13	75	0.75	
	17	SALEM MATAR Ahmad Omar	-	-	-	-	0.00	
	<b>Team Totals</b>			29	139	54	222	1.81

Scoring Service	No	Name	Aces	Faults	Serve Hits	Total Attempts	Avg by Set	
	1	GHAZWAN ALBADWAWI Saleh Hassan Kham	-	1	25	26	0.00	
	4	MOHAMMAD AHLI Mohammad Juma Abdulla	-	2	14	16	0.00	
	5	SALEM AL MAAMARI Mohamed Hamad Saou	-	-	4	4	0.00	
	6	ALI ALBLOOSHI Khamis Abdulla Ibrahi	1	1	38	40	0.06	
	7	GHULAM ALMARZOOQI Amer Ghulam Hasan	10	16	30	56	0.63	
	8	SAQROH ALDHUHOORI Hasan Yousif Ali	2	6	27	35	0.13	
	11	HAIDER ALMUTAWI Ahmad Sultan Salem	-	-	44	44	0.00	
	12	ALAWADHI Ali Mohd Saleh Ali	-	-	-	-	0.00	
	14	JUMA ALTAHRI Abdulredha Ghanem Sula	3	11	21	35	0.19	
	15	SHAMAL I.ALMEMARI Mohammed Abdul Az	2	9	41	52	0.13	
	17	SALEM MATAR Ahmad Omar	-	-	3	3	0.00	
	<b>Team Totals</b>			18	46	247	311	1.13

Team	Opponent Errors & Team Faults	99	4
------	-------------------------------	----	---





## Cumulative Statistics by Skills


Общая статистика по элементам

### UAE - UA Emirates


#### AFTER 5 MATCHES

Non-Scoring Dig	No	Name	Digs	Faults	Receptions	Total Attempts	Avg by Set	
	1	GHAZWAN ALBADWAWI Saleh Hassan Kham	-	2	5	7	0.00	
	4	MOHAMMAD AHLI Mohammad Juma Abdulla	2	6	11	19	0.13	
	5	SALEM AL MAAMARI Mohamed Hamad Saou	-	2	1	3	0.00	
	6	ALI ALBLOOSHI Khamis Abdulla Ibrahi	8	20	23	51	0.50	
	7	GHULAM ALMARZOOQI Amer Ghulam Hasan	7	11	20	38	0.44	
	8	SAQROH ALDHUHOORI Hasan Yousif Ali	3	11	14	28	0.19	
	11	HAIDER ALMUTAWI Ahmad Sultan Salem	2	6	10	18	0.13	
	12	ALAWADHI Ali Mohd Saleh Ali	-	-	-	-	0.00	
	14	JUMA ALTAHRI Abdulredha Ghanem Sula	1	7	13	21	0.06	
	15	SHAMAL I.ALMEMARI Mohammed Abdul Az	2	12	23	37	0.13	
	17	SALEM MATAR Ahmad Omar	-	-	1	1	0.00	
	<b>Team Totals</b>			25	77	121	223	1.56

Non-Scoring Set	No	Name	Running Sets	Faults	Still Sets	Total Attempts	Avg by Set	
	1	GHAZWAN ALBADWAWI Saleh Hassan Kham	-	-	9	9	0.00	
	4	MOHAMMAD AHLI Mohammad Juma Abdulla	32	2	58	92	2.00	
	5	SALEM AL MAAMARI Mohamed Hamad Saou	-	-	-	-	0.00	
	6	ALI ALBLOOSHI Khamis Abdulla Ibrahi	2	4	14	20	0.13	
	7	GHULAM ALMARZOOQI Amer Ghulam Hasan	3	-	4	7	0.19	
	8	SAQROH ALDHUHOORI Hasan Yousif Ali	2	-	4	6	0.13	
	11	HAIDER ALMUTAWI Ahmad Sultan Salem	97	1	138	236	6.06	
	12	ALAWADHI Ali Mohd Saleh Ali	-	-	-	-	0.00	
	14	JUMA ALTAHRI Abdulredha Ghanem Sula	2	1	9	12	0.13	
	15	SHAMAL I.ALMEMARI Mohammed Abdul Az	7	-	16	23	0.44	
	17	SALEM MATAR Ahmad Omar	-	-	1	1	0.00	
	<b>Team Totals</b>			145	8	253	406	9.06

Non-Scoring Reception	No	Name	Excellents	Faults	Serve Receptions	Total Attempts	Succ %	
	1	GHAZWAN ALBADWAWI Saleh Hassan Kham	11	2	41	54	20.37	
	4	MOHAMMAD AHLI Mohammad Juma Abdulla	-	-	-	-	0.00	
	5	SALEM AL MAAMARI Mohamed Hamad Saou	-	-	-	-	0.00	
	6	ALI ALBLOOSHI Khamis Abdulla Ibrahi	12	-	38	50	24.00	
	7	GHULAM ALMARZOOQI Amer Ghulam Hasan	17	1	48	66	25.76	
	8	SAQROH ALDHUHOORI Hasan Yousif Ali	1	-	3	4	25.00	
	11	HAIDER ALMUTAWI Ahmad Sultan Salem	-	-	-	-	0.00	
	12	ALAWADHI Ali Mohd Saleh Ali	-	-	-	-	0.00	
	14	JUMA ALTAHRI Abdulredha Ghanem Sula	37	4	54	95	38.95	
	15	SHAMAL I.ALMEMARI Mohammed Abdul Az	12	2	41	55	21.82	
	17	SALEM MATAR Ahmad Omar	-	-	1	1	0.00	
	<b>Team Totals</b>			90	9	226	325	27.69

LEGEND			
Avg	Eff%	Succ%	
Average	Efficiency	Success %	

Timing and Results provided by  TISSOT



## Cumulative Statistics by Skills


Общая статистика по элементам

### UKR - Ukraine

#### AFTER 6 MATCHES

Scoring Spike


No	Name	Spikes	Faults	Shots	Total Attempts	Eff %
1	PIUN Kyrylo	32	5	16	53	50.94
3	STOROZHLYOV Dmytro	6	2	8	16	25.00
4	KLYAMAR Oleksiy	45	17	47	109	25.69
5	ZHUMATII Oleksandr	61	23	67	151	25.17
6	PRYKHODKO Roman	-	-	1	1	0.00
7	SHORKIN Dmytro	-	1	-	1	0.00
8	TUPCHII Andrii	31	10	29	70	30.00
9	DMYTRIIEV Oleksandr	1	2	-	3	0.00
10	YUSHKEVYCH Ruslan	3	-	-	3	100.00
11	MOROZ Mykola	7	4	5	16	18.75
13	RIABUKHA Kostiantyn	28	2	22	52	50.00
14	IERESHCHENKO Ian	80	22	74	176	32.95
<b>Team Totals</b>		294	88	269	651	31.64

Scoring Block


No	Name	Kill Blocks	Faults	Rebounds	Total Attempts	Avg by Set
1	PIUN Kyrylo	13	34	22	69	0.57
3	STOROZHLYOV Dmytro	10	26	8	44	0.43
4	KLYAMAR Oleksiy	6	15	8	29	0.26
5	ZHUMATII Oleksandr	4	14	23	41	0.17
6	PRYKHODKO Roman	-	-	-	-	0.00
7	SHORKIN Dmytro	1	1	1	3	0.04
8	TUPCHII Andrii	3	5	9	17	0.13
9	DMYTRIIEV Oleksandr	-	6	12	18	0.00
10	YUSHKEVYCH Ruslan	2	8	11	21	0.09
11	MOROZ Mykola	1	1	2	4	0.04
13	RIABUKHA Kostiantyn	16	41	35	92	0.70
14	IERESHCHENKO Ian	9	20	17	46	0.39
<b>Team Totals</b>		65	171	148	384	2.83

Scoring Service


No	Name	Aces	Faults	Serve Hits	Total Attempts	Avg by Set
1	PIUN Kyrylo	2	6	55	63	0.09
3	STOROZHLYOV Dmytro	1	5	64	70	0.04
4	KLYAMAR Oleksiy	7	16	54	77	0.30
5	ZHUMATII Oleksandr	2	3	46	51	0.09
6	PRYKHODKO Roman	-	-	-	-	0.00
7	SHORKIN Dmytro	-	1	-	1	0.00
8	TUPCHII Andrii	3	5	25	33	0.13
9	DMYTRIIEV Oleksandr	-	2	23	25	0.00
10	YUSHKEVYCH Ruslan	-	1	17	18	0.00
11	MOROZ Mykola	-	1	10	11	0.00
13	RIABUKHA Kostiantyn	4	15	69	88	0.17
14	IERESHCHENKO Ian	5	23	59	87	0.22
<b>Team Totals</b>		24	78	422	524	1.04

Team
<b>Opponent Errors &amp; Team Faults</b>

143	1
-----	---





## Cumulative Statistics by Skills


Общая статистика по элементам

### UKR - Ukraine


#### AFTER 6 MATCHES

Non-Scoring Dig	No	Name	Digs	Faults	Receptions	Total Attempts	Avg by Set	
	1	PIUN Kyrylo	1	2	7	10	0.04	
	3	STOROZHYLOV Dmytro	1	14	22	37	0.04	
	4	KLYAMAR Oleksiy	10	18	38	66	0.43	
	5	ZHUMATII Oleksandr	4	10	21	35	0.17	
	6	PRYKHODKO Roman	21	30	31	82	0.91	
	7	SHORKIN Dmytro	-	2	2	4	0.00	
	8	TUPCHII Andrii	2	5	10	17	0.09	
	9	DMYTRIIEV Oleksandr	2	9	15	26	0.09	
	10	YUSHKEVYCH Ruslan	1	1	1	3	0.04	
	11	MOROZ Mykola	1	-	4	5	0.04	
	13	RIABUKHA Kostiantyn	3	3	10	16	0.13	
	14	IERESHCHENKO Ian	9	16	32	57	0.39	
	<b>Team Totals</b>			55	110	193	358	2.39

Non-Scoring Set	No	Name	Running Sets	Faults	Still Sets	Total Attempts	Avg by Set	
	1	PIUN Kyrylo	1	-	2	3	0.04	
	3	STOROZHYLOV Dmytro	167	8	180	355	7.26	
	4	KLYAMAR Oleksiy	5	-	12	17	0.22	
	5	ZHUMATII Oleksandr	1	-	5	6	0.04	
	6	PRYKHODKO Roman	8	-	31	39	0.35	
	7	SHORKIN Dmytro	1	-	1	2	0.04	
	8	TUPCHII Andrii	2	-	2	4	0.09	
	9	DMYTRIIEV Oleksandr	71	2	69	142	3.09	
	10	YUSHKEVYCH Ruslan	1	-	1	2	0.04	
	11	MOROZ Mykola	1	-	1	2	0.04	
	13	RIABUKHA Kostiantyn	1	-	4	5	0.04	
	14	IERESHCHENKO Ian	7	-	14	21	0.30	
	<b>Team Totals</b>			266	10	322	598	11.57

Non-Scoring Reception	No	Name	Excellents	Faults	Serve Receptions	Total Attempts	Succ %	
	1	PIUN Kyrylo	1	-	1	2	50.00	
	3	STOROZHYLOV Dmytro	-	-	3	3	0.00	
	4	KLYAMAR Oleksiy	82	4	63	149	55.03	
	5	ZHUMATII Oleksandr	-	-	1	1	0.00	
	6	PRYKHODKO Roman	41	3	60	104	39.42	
	7	SHORKIN Dmytro	3	2	3	8	37.50	
	8	TUPCHII Andrii	2	-	-	2	100.00	
	9	DMYTRIIEV Oleksandr	1	1	-	2	50.00	
	10	YUSHKEVYCH Ruslan	-	-	-	-	0.00	
	11	MOROZ Mykola	3	1	6	10	30.00	
	13	RIABUKHA Kostiantyn	1	-	2	3	33.33	
	14	IERESHCHENKO Ian	46	2	84	132	34.85	
	<b>Team Totals</b>			180	13	223	416	43.27

LEGEND		Eff%		Succ%	
Avg	Average	Eff%	Efficiency	Succ%	Success %

Timing and Results provided by  TISSOT





## Cumulative Statistics by Skills


Общая статистика по элементам

### USA - United States

AFTER 7 MATCHES

Scoring Spike	No	Name	Spikes	Faults	Shots	Total Attempts	Eff %
	3	PELLETIER Michael	39	29	60	128	7.81
	5	VEGA Luis	55	44	83	182	6.04
	8	MASCOE Jason	1	-	-	1	100.00
	9	LILLEY Ryan	-	-	-	-	0.00
	12	PIEPER Keaton	5	2	7	14	21.43
	14	FALCONE Gregory	39	12	27	78	34.62
	15	QUESENBERRY Ryan	40	22	50	112	16.07
	16	JOHNSON Eric	-	-	-	-	0.00
	17	O'LEARY James	40	7	31	78	42.31
	18	FERRY Nicholas	-	-	1	1	0.00
	19	WOODS JR. Gregory	21	17	17	55	7.27
20	BRAWN Eric	2	2	3	7	0.00	
<b>Team Totals</b>			242	135	279	656	16.31

Scoring Block	No	Name	Kill Blocks	Faults	Rebounds	Total Attempts	Avg by Set
	3	PELLETIER Michael	6	14	24	44	0.25
	5	VEGA Luis	7	16	11	34	0.29
	8	MASCOE Jason	-	2	-	2	0.00
	9	LILLEY Ryan	-	-	-	-	0.00
	12	PIEPER Keaton	4	32	18	54	0.17
	14	FALCONE Gregory	13	53	20	86	0.54
	15	QUESENBERRY Ryan	4	15	11	30	0.17
	16	JOHNSON Eric	-	-	-	-	0.00
	17	O'LEARY James	3	37	16	56	0.13
	18	FERRY Nicholas	-	-	-	-	0.00
	19	WOODS JR. Gregory	2	7	2	11	0.08
20	BRAWN Eric	1	3	1	5	0.04	
<b>Team Totals</b>			40	179	103	322	1.67

Scoring Service	No	Name	Aces	Faults	Serve Hits	Total Attempts	Avg by Set
	3	PELLETIER Michael	4	13	48	65	0.17
	5	VEGA Luis	3	26	50	79	0.13
	8	MASCOE Jason	-	1	2	3	0.00
	9	LILLEY Ryan	-	-	-	-	0.00
	12	PIEPER Keaton	7	8	74	89	0.29
	14	FALCONE Gregory	4	16	51	71	0.17
	15	QUESENBERRY Ryan	1	6	32	39	0.04
	16	JOHNSON Eric	-	-	10	10	0.00
	17	O'LEARY James	2	10	62	74	0.08
	18	FERRY Nicholas	-	-	-	-	0.00
	19	WOODS JR. Gregory	-	12	18	30	0.00
20	BRAWN Eric	-	3	8	11	0.00	
<b>Team Totals</b>			21	95	355	471	0.88

Team	Opponent Errors & Team Faults	
		158      3





## Cumulative Statistics by Skills


Общая статистика по элементам

### USA - United States


AFTER 7 MATCHES

Non-Scoring Dig	No	Name	Digs	Faults	Receptions	Total Attempts	Avg by Set
	3	PELLETIER Michael	10	15	35	60	0.42
	5	VEGA Luis	10	19	41	70	0.42
	8	MASCOE Jason	-	-	-	-	0.00
	9	LILLEY Ryan	7	4	7	18	0.29
	12	PIEPER Keaton	-	13	23	36	0.00
	14	FALCONE Gregory	1	9	2	12	0.04
	15	QUESENBERRY Ryan	3	10	18	31	0.13
	16	JOHNSON Eric	-	2	2	4	0.00
	17	O'LEARY James	-	6	8	14	0.00
	18	FERRY Nicholas	22	32	50	104	0.92
	19	WOODS JR. Gregory	5	3	11	19	0.21
20	BRAWN Eric	-	2	1	3	0.00	
<b>Team Totals</b>			58	115	198	371	2.42

Non-Scoring Set	No	Name	Running Sets	Faults	Still Sets	Total Attempts	Avg by Set
	3	PELLETIER Michael	1	-	10	11	0.04
	5	VEGA Luis	1	1	7	9	0.04
	8	MASCOE Jason	-	-	-	-	0.00
	9	LILLEY Ryan	1	-	1	2	0.04
	12	PIEPER Keaton	214	17	315	546	8.92
	14	FALCONE Gregory	1	2	3	6	0.04
	15	QUESENBERRY Ryan	-	-	2	2	0.00
	16	JOHNSON Eric	2	-	3	5	0.08
	17	O'LEARY James	-	-	7	7	0.00
	18	FERRY Nicholas	4	-	25	29	0.17
	19	WOODS JR. Gregory	-	-	2	2	0.00
20	BRAWN Eric	-	-	-	-	0.00	
<b>Team Totals</b>			224	20	375	619	9.33

Non-Scoring Reception	No	Name	Excellents	Faults	Serve Receptions	Total Attempts	Succ %
	3	PELLETIER Michael	48	3	62	113	42.48
	5	VEGA Luis	70	8	82	160	43.75
	8	MASCOE Jason	-	-	-	-	0.00
	9	LILLEY Ryan	15	1	17	33	45.45
	12	PIEPER Keaton	-	-	1	1	0.00
	14	FALCONE Gregory	-	-	1	1	0.00
	15	QUESENBERRY Ryan	-	-	-	-	0.00
	16	JOHNSON Eric	-	-	-	-	0.00
	17	O'LEARY James	-	1	-	1	0.00
	18	FERRY Nicholas	63	13	71	147	42.86
	19	WOODS JR. Gregory	8	4	13	25	32.00
20	BRAWN Eric	-	-	-	-	0.00	
<b>Team Totals</b>			204	30	247	481	42.41

LEGEND			
Avg	Eff%	Succ%	
Average	Efficiency	Success %	

Timing and Results provided by  TISSOT








## Teams Ranking by Skills


Командный рейтинг по элементам

As of TUE 16 JUL 2013 at 21:27

Scoring Spike	Rk	Team	Spikes	Faults	Shots	Total Attempts	Eff %
	1	RUS - Russian Fed.	329	77	220	626	40.26
	2	POL - Poland	390	131	284	805	32.17
	3	UKR - Ukraine	294	88	269	651	31.64
	4	CZE - Czech Republic	332	118	236	686	31.20
	5	KOR - Korea	394	139	290	823	30.98
	6	CAN - Canada	324	110	266	700	30.57
	7	JPN - Japan	319	103	322	744	29.03
	8	BRA - Brazil	340	139	262	741	27.13
	NR	AUS - Australia	331	131	346	808	24.75
	NR	BLR - Belarus	360	119	303	782	30.82
	NR	CHI - Chile	333	110	247	690	32.32
	NR	CHN - China	269	108	238	615	26.18
	NR	EST - Estonia	343	141	248	732	27.60
	NR	HKG - Hong Kg, China	300	148	277	725	20.97
	NR	LAT - Latvia	264	114	234	612	24.51
	NR	MAC - Macau	168	154	225	547	2.56
	NR	MEX - Mexico	361	140	284	785	28.15
	NR	SUI - Switzerland	311	134	341	786	22.52
	NR	THA - Thailand	338	108	201	647	35.55
	NR	UAE - UA Emirates	159	91	182	432	15.74
NR	USA - United States	242	135	279	656	16.31	
<b>Tournament Totals</b>			6501	2538	5554	14593	27.16

Scoring Block	Rk	Team	Kill Blocks	Faults	Rebounds	Total Attempts	Avg by Set
	1	RUS - Russian Fed.	105	180	140	425	3.89
	2	CAN - Canada	88	193	146	427	3.38
	3	UKR - Ukraine	65	171	148	384	2.83
	4	CZE - Czech Republic	64	194	121	379	2.67
	5	BRA - Brazil	69	205	137	411	2.56
	6	POL - Poland	75	182	157	414	2.50
	7	JPN - Japan	44	142	140	326	1.83
	8	KOR - Korea	53	274	160	487	1.77
	NR	AUS - Australia	84	222	157	463	2.80
	NR	BLR - Belarus	84	189	132	405	2.90
	NR	CHI - Chile	44	193	120	357	1.76
	NR	CHN - China	50	184	91	325	2.00
	NR	EST - Estonia	62	158	158	378	2.38
	NR	HKG - Hong Kg, China	52	169	114	335	1.93
	NR	LAT - Latvia	39	143	112	294	1.77
	NR	MAC - Macau	17	152	73	242	0.74
	NR	MEX - Mexico	58	208	131	397	2.15
	NR	SUI - Switzerland	67	214	126	407	2.39
	NR	THA - Thailand	54	159	104	317	2.16
	NR	UAE - UA Emirates	29	139	54	222	1.81
NR	USA - United States	40	179	103	322	1.67	
<b>Tournament Totals</b>			1243	3850	2624	7717	4.62

Scoring	Rk	Team	Aces	Faults	Serve Hits	Total Attempts	Avg by Set
	1	RUS - Russian Fed.	53	101	494	648	1.96
	1	BRA - Brazil	53	83	486	622	1.96
	3	POL - Poland	52	113	529	694	1.73
	4	UKR - Ukraine	24	78	422	524	1.04


Timing and Results provided by  TISSOT



## Teams Ranking by Skills

Командный рейтинг по элементам

As of TUE 16 JUL 2013 at 21:27


Scoring Service	Rk	Team	Aces	Faults	Serve Hits	Total Attempts	Avg by Set
	5	CZE - Czech Republic	24	93	441	558	1.00
	6	CAN - Canada	24	95	478	597	0.92
	7	KOR - Korea	22	69	584	675	0.73
	8	JPN - Japan	17	87	420	524	0.71
	NR	AUS - Australia	44	90	523	657	1.47
	NR	BLR - Belarus	41	96	531	668	1.41
	NR	CHI - Chile	29	81	446	556	1.16
	NR	CHN - China	24	85	406	515	0.96
	NR	EST - Estonia	33	102	464	599	1.27
	NR	HKG - Hong Kg, China	36	58	479	573	1.33
	NR	LAT - Latvia	23	58	386	467	1.05
	NR	MAC - Macau	6	57	296	359	0.26
	NR	MEX - Mexico	28	114	482	624	1.04
	NR	SUI - Switzerland	50	101	467	618	1.79
	NR	THA - Thailand	19	73	464	556	0.76
	NR	UAE - UA Emirates	18	46	247	311	1.13
	NR	USA - United States	21	95	355	471	0.88
	<b>Tournament Totals</b>		<b>641</b>	<b>1775</b>	<b>9400</b>	<b>11816</b>	<b>2.38</b>





## Teams Ranking by Skills


Командный рейтинг по элементам

As of TUE 16 JUL 2013 at 21:27

Non-Scoring Dig	Rk	Team	Digs	Faults	Receptions	Total Attempts	Avg by Set
	1	JPN - Japan	104	122	215	441	4.33
	2	CZE - Czech Republic	84	79	165	328	3.50
	3	KOR - Korea	92	116	248	456	3.07
	4	BRA - Brazil	82	103	237	422	3.04
	5	UKR - Ukraine	55	110	193	358	2.39
	6	CAN - Canada	61	104	191	356	2.35
	7	RUS - Russian Fed.	59	91	202	352	2.19
	8	POL - Poland	64	100	304	468	2.13
	NR	AUS - Australia	92	159	236	487	3.07
	NR	BLR - Belarus	91	111	221	423	3.14
	NR	CHI - Chile	51	82	219	352	2.04
	NR	CHN - China	53	91	184	328	2.12
	NR	EST - Estonia	70	102	212	384	2.69
	NR	HKG - Hong Kg, China	54	168	218	440	2.00
	NR	LAT - Latvia	69	107	157	333	3.14
	NR	MAC - Macau	43	121	175	339	1.87
	NR	MEX - Mexico	72	110	211	393	2.67
	NR	SUI - Switzerland	84	126	225	435	3.00
	NR	THA - Thailand	63	114	180	357	2.52
	NR	UAE - UA Emirates	25	77	121	223	1.56
NR	USA - United States	58	115	198	371	2.42	
<b>Tournament Totals</b>			1426	2308	4312	8046	5.30

Non-Scoring Set	Rk	Team	Running Sets	Faults	Still Sets	Total Attempts	Avg by Set
	1	CZE - Czech Republic	301	8	333	642	12.54
	2	JPN - Japan	291	3	389	683	12.13
	3	POL - Poland	360	15	386	761	12.00
	4	KOR - Korea	353	5	392	750	11.77
	5	BRA - Brazil	313	9	375	697	11.59
	6	UKR - Ukraine	266	10	322	598	11.57
	7	CAN - Canada	286	6	353	645	11.00
	8	RUS - Russian Fed.	288	5	264	557	10.67
	NR	AUS - Australia	302	7	431	740	10.07
	NR	BLR - Belarus	320	15	388	723	11.03
	NR	CHI - Chile	306	10	326	642	12.24
	NR	CHN - China	237	17	326	580	9.48
	NR	EST - Estonia	320	8	348	676	12.31
	NR	HKG - Hong Kg, China	255	14	369	638	9.44
	NR	LAT - Latvia	242	5	314	561	11.00
	NR	MAC - Macau	154	11	344	509	6.70
	NR	MEX - Mexico	317	10	389	716	11.74
	NR	SUI - Switzerland	284	9	435	728	10.14
	NR	THA - Thailand	318	6	280	604	12.72
	NR	UAE - UA Emirates	145	8	253	406	9.06
NR	USA - United States	224	20	375	619	9.33	
<b>Tournament Totals</b>			5882	201	7392	13475	21.87

Non-Scoring	Rk	Team	Excellents	Faults	Serve Receptions	Total Attempts	Succ %
	1	BRA - Brazil	241	22	211	474	50.84
	2	CAN - Canada	226	14	217	457	49.45
	3	RUS - Russian Fed.	177	26	184	387	45.74
	4	CZE - Czech Republic	209	21	228	458	45.63


Timing and Results provided by  TISSOT



## Teams Ranking by Skills

Командный рейтинг по элементам


As of TUE 16 JUL 2013 at 21:27

Non-Scoring Reception	Rk	Team	Excellents	Faults	Serve Receptions	Total Attempts	Succ %
	5	KOR - Korea	240	40	249	529	45.37
	6	UKR - Ukraine	180	13	223	416	43.27
	7	POL - Poland	208	33	246	487	42.71
	8	JPN - Japan	163	19	259	441	36.96
	NR	AUS - Australia	263	48	236	547	48.08
	NR	BLR - Belarus	226	15	248	489	46.22
	NR	CHI - Chile	173	29	265	467	37.04
	NR	CHN - China	122	59	287	468	26.07
	NR	EST - Estonia	160	25	295	480	33.33
	NR	HKG - Hong Kg, China	194	28	251	473	41.01
	NR	LAT - Latvia	133	20	255	408	32.60
	NR	MAC - Macau	138	50	244	432	31.94
	NR	MEX - Mexico	231	34	259	524	44.08
	NR	SUI - Switzerland	209	30	282	521	40.12
	NR	THA - Thailand	180	33	217	430	41.86
	NR	UAE - UA Emirates	90	9	226	325	27.69
	NR	USA - United States	204	30	247	481	42.41
	<b>Tournament Totals</b>			<b>3967</b>	<b>598</b>	<b>5129</b>	<b>9694</b>

### NOTES

Only teams advancing to the quarterfinals are ranked.

LEGEND		Eff%		NR		Rk		Succ%	
Avg	Average	Eff%	Efficiency	NR	Not Ranked	Rk	Rank	Succ%	Success %

Timing and Results provided by  **TISSOT**



## Players Ranking by Skills

Рейтинг игроков по элементам

As of TUE 16 JUL 2013 at 21:27

### BEST SCORERS

Rk	No	Name	Ctry	Spike	Block	Serve	Total
1	12	BOCIEK Grzegorz	POL	107	13	9	129
2	17	ZHIGALOV Maksim	RUS	93	16	17	126
3	4	KRBA Jan	CZE	93	15	9	117
4	9	DEKITA Takashi	JPN	97	6	2	105
5	11	SONG Myunggeun	KOR	89	8	2	99
6	2	HOAG Nicholas	CAN	89	3	4	96
7	14	IERESHCHENKO Ian	UKR	80	9	5	94
8	10	MARSHALL Steven James Douglas	CAN	77	13	1	91
9	12	CIRQUERA Pablo	BRA	70	3	13	86
10	8	BIRUYKOV Denis	RUS	64	10	10	84
11	5	KLOS Karol	POL	55	16	11	82
12	12	FORT Dominik	CZE	69	6	-	75
13	15	ILINYKH Dmitry	RUS	60	13	1	74
14	2	CHIJIKI Shunsuke	JPN	58	9	1	68
15	4	WLODARCZYK Wojciech	POL	57	5	5	67
15	5	ZHUMATII Oleksandr	UKR	61	4	2	67
17	14	HOAG Christopher	CAN	49	8	9	66
18	6	PERES Victor	BRA	56	3	5	64
19	7	LIMA Lucas	BRA	36	21	5	62
19	12	VANBERKEL Lucas Joshua	CAN	36	25	1	62
19	13	WIERZBOWSKI Krzysztof	POL	54	5	3	62
22	8	SILVA Vivalde	BRA	50	3	8	61
23	13	KULIHA Jan	CZE	52	6	2	60
23	15	KIM Myeongjin	KOR	56	3	1	60
25	11	ZAJDER Maciej	POL	24	23	12	59
26	4	KLYAMAR Oleksiy	UKR	45	6	7	58
27	9	PINHEIRO Leonardo	BRA	44	6	4	54
28	15	FERENS Wojciech	POL	41	5	5	51
29	7	HOSHINO Hidetomo	JPN	44	4	2	50
29	16	SIM Kyoung-Sub	KOR	45	4	1	50
31	17	PARK Jinwoo	KOR	37	10	2	49
32	5	SILVA Petrus	BRA	29	15	4	48
32	4	SHIOTA Tatsuya	JPN	42	4	2	48
32	13	RIABUKHA Kostiantyn	UKR	28	16	4	48
35	3	PAJMA Tomas	CZE	36	10	1	47
35	1	PIUN Kyrlyo	UKR	32	13	2	47
37	1	SONG Huichae	KOR	40	4	1	45
37	7	LEE Kangwon	KOR	42	3	-	45
37	9	JIN Seongtae	KOR	37	7	1	45
40	4	MCLEAN Braden David Bruce	CAN	26	15	3	44
41	1	VOLVICH Artem	RUS	21	19	2	42
41	5	SYCHEV Oleg	RUS	26	12	4	42
43	11	FUSHIMI Yamato	JPN	26	11	4	41
44	5	VASICEK Jiri	CZE	33	3	4	40
44	10	MARKIN Alexandr	RUS	31	7	2	40
46	8	TUPCHII Andrii	UKR	31	3	3	37
47	10	SILVA Alisson	BRA	18	10	7	35
48	6	JANSEN VANDOORN Daniel	CAN	16	13	-	29
48	3	KOVALEV Dmitry	RUS	7	16	6	29
50	4	SILVA Hugo	BRA	21	4	3	28
<b>Tournament Totals</b>				6501	1243	641	11823




## Players Ranking by Skills


Рейтинг игроков по элементам

As of TUE 16 JUL 2013 at 21:27


### BEST SPIKERS

Scoring Spike	Rk	No	Name	Ctry	Spikes	Faults	Shots	Total Attempts	Eff %
	1	8	BIRUYKOV Denis	RUS	64	12	45	121	42.98
	2	17	ZHIGALOV Maksim	RUS	93	22	52	167	42.51
	3	15	ILINYKH Dmitry	RUS	60	15	49	124	36.29
	4	10	MARSHALL Steven James Douglas	CAN	77	26	43	146	34.93
	5	14	IERESHCHENKO Ian	UKR	80	22	74	176	32.95
	6	12	FORT Dominik	CZE	69	24	45	138	32.61
	7	12	CIRQUERA Pablo	BRA	70	23	52	145	32.41
	8	11	SONG Myunggeun	KOR	89	30	72	191	30.89
	9	4	KRBA Jan	CZE	93	33	78	204	29.41
	10	4	WLODARCZYK Wojciech	POL	57	20	51	128	28.91
<b>Limit</b>									
<b>15.00%</b>									
<b>Tournament Totals</b>					6501	2538	5554	14593	27.16

### BEST BLOCKERS

Scoring Block	Rk	No	Name	Ctry	Kill Blocks	Faults	Rebounds	Total Attempts	Avg by Set
	1	12	VANBERKEL Lucas Joshua	CAN	25	58	51	134	0.96
	2	7	LIMA Lucas	BRA	21	46	40	107	0.78
	3	11	ZAJDER Maciej	POL	23	39	49	111	0.77
	4	13	RIABUKHA Kostiantyn	UKR	16	41	35	92	0.70
	4	1	VOLVICH Artem	RUS	19	21	16	56	0.70
	6	4	KRBA Jan	CZE	15	16	18	49	0.63
	7	17	ZHIGALOV Maksim	RUS	16	17	17	50	0.59
	7	3	KOVALEV Dmitriy	RUS	16	16	10	42	0.59
	9	4	MCLEAN Braden David Bruce	CAN	15	31	20	66	0.58
	10	1	PIUN Kyrylo	UKR	13	34	22	69	0.57
<b>Tournament Totals</b>					1243	3850	2624	7717	4.62

### BEST SERVERS

Scoring Service	Rk	No	Name	Ctry	Aces	Faults	Serve Hits	Total Attempts	Avg by Set
	1	17	ZHIGALOV Maksim	RUS	17	21	67	105	0.63
	2	12	CIRQUERA Pablo	BRA	13	18	53	84	0.48
	3	11	ZAJDER Maciej	POL	12	14	71	97	0.40
	4	4	KRBA Jan	CZE	9	15	78	102	0.38
	5	5	KLOS Karol	POL	11	10	129	150	0.37
	5	8	BIRUYKOV Denis	RUS	10	13	63	86	0.37
	7	14	HOAG Christopher	CAN	9	9	69	87	0.35
	8	6	LEE Mingyu	KOR	9	12	87	108	0.30
	8	12	BOCIEK Grzegorz	POL	9	25	62	96	0.30
	8	4	KLYAMAR Oleksiy	UKR	7	16	54	77	0.30
<b>Tournament Totals</b>					641	1775	9400	11816	2.38






## Players Ranking by Skills

Рейтинг игроков по элементам

As of TUE 16 JUL 2013 at 21:27


### BEST DIGGERS

Non-Scoring Diggers		Rk	No	Name	Ctry	Digs	Faults	Receptions	Total Attempts	Avg by Set
	1	3	KOGA Taichiro	JPN	39	37	60	136	1.63	
	2	2	VACLAVIK Jan	CZE	30	25	38	93	1.25	
	3	5	OH Jaeseong	KOR	37	29	61	127	1.23	
	4	11	MORAES Gian	BRA	33	25	60	118	1.22	
	5	1	NIERODA Derek Grahame	CAN	31	23	39	93	1.19	
	6	9	GOLUBEV Valentin	RUS	31	22	45	98	1.15	
	7	6	PRYKHODKO Roman	UKR	21	30	31	82	0.91	
	8	18	WOJTASZEK Damian	POL	26	21	90	137	0.87	
	9	5	FUKATSU Hideomi	JPN	17	25	42	84	0.71	
	10	4	KRBA Jan	CZE	14	7	28	49	0.58	
<b>Tournament Totals</b>						1426	2308	4312	8046	5.30

### BEST SETTERS

Non-Scoring Set		Rk	No	Name	Ctry	Running Sets	Faults	Still Sets	Total Attempts	Avg by Set
	1	5	FUKATSU Hideomi	JPN	261	3	291	555	10.88	
	2	6	HANIK Zdenek	CZE	257	5	263	525	10.71	
	3	3	LOMACZ Grzegorz	POL	308	11	272	591	10.27	
	4	6	LEE Mingyu	KOR	260	4	272	536	8.67	
	5	3	STOROZHLYOV Dmytro	UKR	167	8	180	355	7.26	
	6	1	JERONYMO Fabiano	BRA	185	3	195	383	6.85	
	7	9	BLANKENAU Jay Michael	CAN	176	2	193	371	6.77	
	8	3	KOVALEV Dmitriy	RUS	150	2	129	281	5.56	
	9	3	CRUVINEL Renato	BRA	113	2	108	223	4.19	
	10	4	ANTIPKIN Sergey	RUS	99	-	74	173	3.67	
<b>Tournament Totals</b>						5882	201	7392	13475	21.87

### BEST RECEIVERS

Non-Scoring Receivers		Rk	No	Name	Ctry	Excellents	Faults	Serve Receptions	Total Attempts	Succ %
	1	2	VACLAVIK Jan	CZE	89	4	48	141	63.12	
	2	11	MORAES Gian	BRA	74	5	48	127	58.27	
	3	12	CIRQUERA Pablo	BRA	71	4	48	123	57.72	
	4	10	MARSHALL Steven James Douglas	CAN	66	2	47	115	57.39	
	5	4	KLYAMAR Oleksiy	UKR	82	4	63	149	55.03	
	6	1	NIERODA Derek Grahame	CAN	61	5	51	117	52.14	
	7	9	GOLUBEV Valentin	RUS	72	10	60	142	50.70	
	8	5	OH Jaeseong	KOR	105	12	96	213	49.30	
	9	6	PERES Victor	BRA	60	10	62	132	45.45	
	10	3	KOGA Taichiro	JPN	57	10	71	138	41.30	
<b>Tournament Totals</b>						3967	598	5129	9694	40.92




## Players Ranking by Skills

Рейтинг игроков по элементам

As of TUE 16 JUL 2013 at 21:27

### BEST LIBEROS

Non-Scoring Liberos		Rk	No	Name	Ctry	Excellents	Faults	In Play	Total Attempts	Avg by Set
	1	2	VACLAVIK Jan	CZE	119	29	86	234	4.96	
	2	5	OH Jaeseong	KOR	142	41	157	340	4.73	
	3	3	KOGA Taichiro	JPN	96	47	131	274	4.00	
	4	11	MORAES Gian	BRA	107	30	108	245	3.96	
	5	9	GOLUBEV Valentin	RUS	103	32	105	240	3.81	
	6	1	NIERODA Derek Grahame	CAN	92	28	90	210	3.54	
	7	18	WOJTASZEK Damian	POL	82	27	144	253	2.73	
	8	6	PRYKHODKO Roman	UKR	62	33	91	186	2.70	


#### NOTES

Only players whose teams advanced to the quarterfinals are ranked.

Best scorers - 50 players are listed, except where ties would extend the list beyond 50 in which case the tied players are not listed.

Skills - 10 players are listed per skill, except where ties would extend the list beyond 10 in which case the tied players are not listed.

LEGEND		Eff%	Rk	Succ%
Avg	Average	Efficiency	Rank	Success %

Timing and Results provided by  **TISSOT**



## Players Ranking by Skills

Рейтинг игроков по элементам

As of TUE 16 JUL 2013 at 21:27

### BEST SCORERS

Rk	No	Name	Ctry	Spike	Block	Serve	Total
1	12	BOCIEK Grzegorz	POL	107	13	9	129
2	17	ZHIGALOV Maksim	RUS	93	16	17	126
3	4	KRBA Jan	CZE	93	15	9	117
4	9	DEKITA Takashi	JPN	97	6	2	105
5	11	SONG Myunggeun	KOR	89	8	2	99
6	2	HOAG Nicholas	CAN	89	3	4	96
7	14	IERESHCHENKO Ian	UKR	80	9	5	94
8	10	MARSHALL Steven James Douglas	CAN	77	13	1	91
9	12	CIRQUERA Pablo	BRA	70	3	13	86
10	8	BIRUYKOV Denis	RUS	64	10	10	84
11	5	KLOS Karol	POL	55	16	11	82
12	12	FORT Dominik	CZE	69	6	-	75
13	15	ILINYKH Dmitry	RUS	60	13	1	74
14	2	CHIJIKI Shunsuke	JPN	58	9	1	68
15	4	WLODARCZYK Wojciech	POL	57	5	5	67
15	5	ZHUMATII Oleksandr	UKR	61	4	2	67
17	14	HOAG Christopher	CAN	49	8	9	66
18	6	PERES Victor	BRA	56	3	5	64
19	7	LIMA Lucas	BRA	36	21	5	62
19	12	VANBERKEL Lucas Joshua	CAN	36	25	1	62
19	13	WIERZBOWSKI Krzysztof	POL	54	5	3	62
22	8	SILVA Vivalde	BRA	50	3	8	61
23	13	KULIHA Jan	CZE	52	6	2	60
23	15	KIM Myeongjin	KOR	56	3	1	60
25	11	ZAJDER Maciej	POL	24	23	12	59
26	4	KLYAMAR Oleksiy	UKR	45	6	7	58
27	9	PINHEIRO Leonardo	BRA	44	6	4	54
28	15	FERENS Wojciech	POL	41	5	5	51
29	7	HOSHINO Hidetomo	JPN	44	4	2	50
29	16	SIM Kyoung-Sub	KOR	45	4	1	50
31	17	PARK Jinwoo	KOR	37	10	2	49
32	5	SILVA Petrus	BRA	29	15	4	48
32	4	SHIOTA Tatsuya	JPN	42	4	2	48
32	13	RIABUKHA Kostiantyn	UKR	28	16	4	48
35	3	PAJMA Tomas	CZE	36	10	1	47
35	1	PIUN Kyrilo	UKR	32	13	2	47
37	1	SONG Huichae	KOR	40	4	1	45
37	7	LEE Kangwon	KOR	42	3	-	45
37	9	JIN Seongtae	KOR	37	7	1	45
40	4	MCLEAN Braden David Bruce	CAN	26	15	3	44
41	1	VOLVICH Artem	RUS	21	19	2	42
41	5	SYCHEV Oleg	RUS	26	12	4	42
43	11	FUSHIMI Yamato	JPN	26	11	4	41
44	5	VASICEK Jiri	CZE	33	3	4	40
44	10	MARKIN Alexandr	RUS	31	7	2	40
46	8	TUPCHII Andrii	UKR	31	3	3	37
47	10	SILVA Alisson	BRA	18	10	7	35
48	6	JANSEN VANDOORN Daniel	CAN	16	13	-	29
48	3	KOVALEV Dmitry	RUS	7	16	6	29
50	4	SILVA Hugo	BRA	21	4	3	28
50	11	SEDLAR Jan	CZE	19	9	-	28
52	10	NA Gyeongbok	KOR	22	2	3	27
52	6	LEE Mingyu	KOR	11	7	9	27
54	7	HEBDA Miłosz	POL	21	2	3	26
55	6	WATANABE Sogo	JPN	22	1	1	24



## Players Ranking by Skills

Рейтинг игроков по элементам

As of TUE 16 JUL 2013 at 21:27

### BEST SCORERS

Rk	No	Name	Ctry	Spike	Block	Serve	Total
56	3	HOWATSON Marc Andrew	CAN	15	4	2	21
56	10	ZALINSKI Wosjjech	POL	18	2	1	21
58	14	SHCHERBININ Dmitriy	RUS	13	4	3	20
59	18	KIM Kyumin	KOR	13	4	2	19
60	5	FUKATSU Hideomi	JPN	7	6	4	17
60	3	STOROZHLYOV Dmytro	UKR	6	10	1	17
62	9	BLANKENAU Jay Michael	CAN	7	5	3	15
62	6	HANIK Zdenek	CZE	-	11	4	15
62	8	MLCUCZ Josef	CZE	13	1	1	15
65	18	SAVIN Sergey	RUS	10	2	1	13
65	4	ANTIPKIN Sergey	RUS	-	6	7	13
67	1	JERONYMO Fabiano	BRA	7	4	1	12
67	1	VACHOUSEK Stanislav	CZE	8	2	2	12
69	2	SOARES Igor	BRA	9	-	2	11
69	12	YAMADA Shuzo	JPN	11	-	-	11
69	8	RI Haku	JPN	8	3	-	11
72	9	KOLACEK Michal	CZE	8	1	-	9
72	3	LOMACZ Grzegorz	POL	6	1	2	9
74	16	HAIN Piotr	POL	5	3	-	8
74	11	MOROZ Mykola	UKR	7	1	-	8
76	8	DEMAN Colton Gordon Gerard	CAN	5	1	-	6
77	1	OZAWA Shoh	JPN	4	-	1	5
77	10	YUSHKEVYCH Ruslan	UKR	3	2	-	5
79	19	VOTH Christopher Henry Landon	CAN	4	-	-	4
79	7	SHIPOTKO Denis	RUS	4	-	-	4
81	3	KWAK Myoungwoo	KOR	2	1	-	3
81	2	POPIK Kacper	POL	2	-	1	3
83	15	SANDERS Tyler James	CAN	-	1	1	2
83	7	SOBEK Jakub	CZE	1	-	1	2
85	3	CRUVINEL Renato	BRA	-	-	1	1
85	7	SHORKIN Dmytro	UKR	-	1	-	1
85	9	DMYTRIIEV Oleksandr	UKR	1	-	-	1
NR	5	CHAN Alex Chi Wai	HKG	129	14	6	149
NR	1	STEIGMEIER Sebastien	SUI	115	8	14	137
NR	1	PARRAGUIRRE Vicente	CHI	109	4	17	130
NR	3	CHARAPOVICH Viachaslau	BLR	102	9	7	118
NR	1	RADZIUK Andrei	BLR	96	10	9	115
NR	20	TIISAAR Mart	EST	94	11	5	110
NR	13	WALKER Samuel	AUS	100	7	2	109
NR	1	RAKSAKAEW Jirayu	THA	91	10	8	109
NR	1	VALDES Jesus	MEX	86	7	6	99
NR	14	AGUILERA Tomas Alonso	MEX	86	9	2	97
NR	9	TOCS Edgars	LAT	85	7	2	94
NR	6	JUHKAMI Martti	EST	73	11	8	92
NR	4	CAO Hailun	CHN	75	8	6	89
NR	3	TABWISES Wanchai	THA	82	4	2	88
NR	4	STAPLES Max	AUS	69	11	2	82
NR	17	DOUGLAS-POWELL Thomas	AUS	62	11	8	81
NR	11	SIU Cheong Hung	HKG	63	7	9	79
NR	13	CORDOVA ARVIZU Samuel	MEX	51	21	7	79
NR	5	NILSAWAI Kissada	THA	53	20	3	76
NR	20	MAROZAU Maksim	BLR	43	25	7	75
NR	11	RILLING Alan	CHI	61	8	6	75
NR	2	GUYMER Jacob	AUS	41	27	6	74
NR	9	APLEVICH Raman	BLR	61	8	3	72



## Players Ranking by Skills

Рейтинг игроков по элементам

As of TUE 16 JUL 2013 at 21:27

### BEST SCORERS

Rk	No	Name	Ctry	Spike	Block	Serve	Total
NR	7	GHULAM ALMARZOOQI Amer Ghulam Hasab	BAE	59	3	10	72
NR	11	YUAN Huilong	CHN	53	13	5	71
NR	11	ORELLANA Nestor	MEX	65	6	-	71
NR	12	LAM Lok Hang	MAC	60	5	-	65
NR	5	VEGA Luis	USA	55	7	3	65
NR	5	PARRAGUIRRE Matias	CHI	55	5	1	61
NR	3	PARRAGUIRRE Tomas	CHI	48	9	2	59
NR	9	SRI-UTTHAWONG Kittikun	THA	48	9	-	57
NR	6	VORONKO Eriks	LAT	48	5	3	56
NR	14	FALCONE Gregory	USA	39	13	4	56
NR	16	BRANDER Fabian	SUI	47	5	3	55
NR	11	BRUEHWILER Roman	SUI	40	8	3	51
NR	4	LIASHCHYNSKAS Stasis	BLR	26	18	5	49
NR	3	PELLETIER Michael	USA	39	6	4	49
NR	7	CHONG Kei Loi	HKG	35	7	3	45
NR	14	ZAVOROTNIJS Andrejs	LAT	37	4	4	45
NR	15	QUESENBERRY Ryan	USA	40	4	1	45
NR	17	O'LEARY James	USA	40	3	2	45
NR	9	LOPEZ Cristobal	CHI	35	8	1	44
NR	12	HAENGGI Christoph	SUI	24	15	5	44
NR	2	LI Chenhao	CHN	35	4	4	43
NR	3	LIN Bo	CHN	26	13	4	43
NR	12	KIVISILD Meelis	EST	28	11	4	43
NR	4	WALZER Marc	SUI	26	10	5	41
NR	14	SOMKANE Kitsada	THA	37	-	4	41
NR	13	CINNE Vitalijs	LAT	32	4	3	39
NR	4	LIEPINS Janis	LAT	27	10	2	39
NR	8	SAQROH ALDHUHOORI Hasan Yousif Ali	UAE	33	4	2	39
NR	17	ENNEMUIST Siim	EST	25	9	4	38
NR	8	SUN Yubo	CHN	25	9	3	37
NR	10	ROSENBLATT Martti	EST	34	1	1	36
NR	7	CHOI Wai Kit	MAC	28	5	1	34
NR	18	VASH Dzmitry	BLR	12	13	8	33
NR	8	YIK Chi Hin	HKG	14	15	4	33
NR	8	MILLERS Brad	AUS	15	9	8	32
NR	3	TOVAR Eduardo	MEX	26	3	2	31
NR	10	LAM Kwok Cheung	HKG	20	4	6	30
NR	2	CHAN Tung Ping	HKG	25	2	2	29
NR	13	RAADIK Andrus	EST	26	1	1	28
NR	7	BARAJAS Jorge Alejandro	MEX	13	7	8	28
NR	1	TAMMEMAA Timo	EST	19	5	3	27
NR	2	VAENPRADAB Montri	THA	21	6	-	27
NR	15	SHAMAL I.ALMEMARI Mohammed Abdul Az	UAE	13	12	2	27
NR	1	GRAHAM Beau	AUS	16	3	7	26
NR	4	WONG Wai Hei	MAC	24	2	-	26
NR	1	TANG Pishengyu	CHN	25	-	-	25
NR	3	CHAN Weng lo	MAC	22	3	-	25
NR	9	WANG Xi	CHN	22	-	2	24
NR	17	AVDEJEVS Aleksandrs	LAT	18	4	2	24
NR	17	EHRAT Samuel	SUI	16	7	1	24
NR	19	WOODS JR. Gregory	USA	21	2	-	23
NR	4	PETRIS Martin Gilberto	MEX	20	1	1	22
NR	15	KORESAAR Kardo	EST	19	2	-	21
NR	11	PETROVS Deniss	LAT	10	4	7	21
NR	14	JUMA ALTAHRI Abdulredha Ghanem Sula	UAE	16	2	3	21



## Players Ranking by Skills

Рейтинг игроков по элементам

As of TUE 16 JUL 2013 at 21:27

### BEST SCORERS

Rk	No	Name	Ctry	Spike	Block	Serve	Total
NR	14	SUKOCHEV Grigory	AUS	8	6	6	20
NR	1	GHAZWAN ALBADWAWI Saleh Hassan Khatib	UAE	18	1	-	19
NR	5	KAN Chou Pui	MAC	16	-	2	18
NR	18	CHANDON Yohan	SUI	13	2	3	18
NR	8	VARGAS OSORIO Daniel	MEX	13	4	-	17
NR	7	BALDY-MOULINIER Nicolas Christoph	SUI	12	2	3	17
NR	8	KUKLINSKI Pavel	BLR	14	1	1	16
NR	7	ORAV Oliver	EST	15	1	-	16
NR	14	CARREL Julien	SUI	5	3	8	16
NR	6	ALI ALBLOOSHI Khamis Abdulla Ibrahi	UAE	10	5	1	16
NR	12	PIEPER Keaton	USA	5	4	7	16
NR	15	McMullin Alexander	AUS	12	-	3	15
NR	2	SALINAS Rodrigo	CHI	12	1	1	14
NR	2	KEEL Martti	EST	5	4	5	14
NR	3	GIGER Reto	SUI	4	6	4	14
NR	8	NOLVAK Kusti	EST	5	6	2	13
NR	10	BELL Benjamin	AUS	3	6	2	11
NR	11	IEONG I Kit	MAC	9	2	-	11
NR	5	WETZEL Elias	SUI	9	1	1	11
NR	13	GOMEZ Felipe	CHI	8	2	-	10
NR	3	MORROW Christopher	AUS	5	4	-	9
NR	1	CHAN Kwong Kit	HKG	6	1	2	9
NR	4	LAM Long Hei	HKG	7	1	1	9
NR	15	SAMUILOVS Aleksandrs	LAT	7	1	-	8
NR	10	SUN Gongping	CHN	4	3	-	7
NR	16	NAKPRASONG Teerasak	THA	4	2	1	7
NR	4	CACERES Carlos	CHI	2	3	1	6
NR	6	FRAZZONI Roberto	CHI	3	3	-	6
NR	17	WONG Chon Hang	MAC	3	-	2	5
NR	11	HAIDER ALMUTAWI Ahmad Sultan Salem	UAE	4	1	-	5
NR	9	LEONG Kuan Kin	MAC	3	-	1	4
NR	4	MOHAMMAD AHLI Mohammad Juma Abdulla	UAE	4	-	-	4
NR	10	MIASHKOU Siarhei	BLR	3	-	-	3
NR	5	WANG Yang	CHN	3	-	-	3
NR	9	CHUNG Wai Sze	HKG	-	1	2	3
NR	14	LEONG On Tek	MAC	3	-	-	3
NR	5	LIZARRAGA Efrain Guadalupe	MEX	1	-	2	3
NR	17	CHAROENSUK Saranchit	THA	1	1	1	3
NR	4	KESAPAN Nattapong	THA	1	2	-	3
NR	20	BRAWN Eric	USA	2	1	-	3
NR	2	RUSAK Evgeny	BLR	1	-	1	2
NR	12	WU Lok Kan	HKG	1	-	1	2
NR	17	SALEM MATAR Ahmad Omar	UAE	2	-	-	2
NR	11	ZABAROUSKI Stanislaw	BLR	1	-	-	1
NR	7	BARDACHOU Aliaksandr	BLR	1	-	-	1
NR	7	PAPAGALLO Felipe	CHI	-	1	-	1
NR	12	KANG Long	CHN	1	-	-	1
NR	5	SALEM AL MAAMARI Mohamed Hamad Saoud	UAE	-	1	-	1
NR	8	MASCOE Jason	USA	1	-	-	1
<b>Tournament Totals</b>				6501	1243	641	11823





## Players Ranking by Skills

Рейтинг игроков по элементам

As of TUE 16 JUL 2013 at 21:27

### BEST SPIKERS

Scoring Spike	Rk	No	Name	Ctry	Spikes	Faults	Shots	Total Attempts	Eff %	
	1	8	BIRUYKOV Denis	RUS	64	12	45	121	42.98	
	2	17	ZHIGALOV Maksim	RUS	93	22	52	167	42.51	
	3	15	ILINYKH Dmitry	RUS	60	15	49	124	36.29	
	4	10	MARSHALL Steven James Douglas	CAN	77	26	43	146	34.93	
	5	14	IERESHCHENKO Ian	UKR	80	22	74	176	32.95	
	6	12	FORT Dominik	CZE	69	24	45	138	32.61	
	7	12	CIRQUERA Pablo	BRA	70	23	52	145	32.41	
	8	11	SONG Myunggeun	KOR	89	30	72	191	30.89	
	9	4	KRBA Jan	CZE	93	33	78	204	29.41	
	10	4	WLODARCZYK Wojciech	POL	57	20	51	128	28.91	
	11	9	DEKITA Takashi	JPN	97	30	105	232	28.88	
	12	12	BOCIEK Grzegorz	POL	107	40	85	232	28.88	
	13	2	HOAG Nicholas	CAN	89	35	70	194	27.84	
	14	6	PERES Victor	BRA	56	24	44	124	25.81	
	15	4	KLYAMAR Olesiy	UKR	45	17	47	109	25.69	
	16	2	CHIJIKI Shunsuke	JPN	58	16	91	165	25.45	
	17	5	ZHUMATII Olesandr	UKR	61	23	67	151	25.17	
	18	14	HOAG Christopher	CAN	49	21	51	121	23.14	
	19	8	SILVA Vivalde	BRA	50	24	50	124	20.97	
	NR	14	AGUILERA Tomas Alonso	MEX	86	18	25	129	52.71	
	NR	11	YUAN Huilong	CHN	53	11	30	94	44.68	
	NR	3	TABWISES Wanchai	THA	82	21	42	145	42.07	
	NR	1	PARRAGUIRRE Vicente	CHI	109	32	50	191	40.31	
	NR	1	RADZIUK Andrei	BLR	96	30	74	200	33.00	
	NR	1	RAKSAKAEW Jirayu	THA	91	33	77	201	28.86	
	NR	3	CHARAPOVICH Viachaslau	BLR	102	39	80	221	28.51	
	NR	4	CAO Hailun	CHN	75	28	65	168	27.98	
	NR	5	CHAN Alex Chi Wai	HKG	129	51	100	280	27.86	
	NR	9	APLEVICH Raman	BLR	61	23	56	140	27.14	
	NR	13	WALKER Samuel	AUS	100	33	114	247	27.13	
	NR	9	TOCS Edgars	LAT	85	35	67	187	26.74	
	NR	6	JUHKAMI Martti	EST	73	31	59	163	25.77	
	NR	1	VALDES Jesus	MEX	86	35	82	203	25.12	
	NR	1	STEIGMEIER Sebastien	SUI	115	45	126	286	24.48	
	NR	6	VORONKO Eriks	LAT	48	22	38	108	24.07	
	NR	11	RILLING Alan	CHI	61	28	52	141	23.40	
	NR	20	TIISAAR Mart	EST	94	47	60	201	23.38	
	NR	5	PARRAGUIRRE Matias	CHI	55	27	58	140	20.00	
	NR	8	SAQROH ALDHUHOORI Hasan Yousif Ali	UAE	33	17	31	81	19.75	
	NR	7	GHULAM ALMARZOOQI Amer Ghulam Hasan	UAE	59	30	59	148	19.59	
	NR	16	BRANDER Fabian	SUI	47	21	66	134	19.40	
	NR	11	SIU Cheong Hung	HKG	63	33	59	155	19.35	
	NR	4	STAPLES Max	AUS	69	35	76	180	18.89	
	NR	15	QUESENBERRY Ryan	USA	40	22	50	112	16.07	
	NR	17	DOUGLAS-POWELL Thomas	AUS	62	36	66	164	15.85	
	NR	11	ORELLANA Nestor	MEX	65	40	68	173	14.45	
	NR	7	CHOI Wai Kit	MAC	28	18	49	95	10.53	
	NR	12	LAM Lok Hang	MAC	60	45	56	161	9.32	
	NR	3	PELLETIER Michael	USA	39	29	60	128	7.81	
	NR	5	VEGA Luis	USA	55	44	83	182	6.04	
<b>Limit</b>										
<b>15.00%</b>										
	<b>Tournament Totals</b>					6501	2538	5554	14593	27.16




## Players Ranking by Skills

Рейтинг игроков по элементам

As of TUE 16 JUL 2013 at 21:27

### BEST BLOCKERS

Scoring Block	Rk	No	Name	Ctry	Kill Blocks	Faults	Rebounds	Total Attempts	Avg by Set
	1	12	VANBERKEL Lucas Joshua	CAN	25	58	51	134	0.96
	2	7	LIMA Lucas	BRA	21	46	40	107	0.78
	3	11	ZAJDER Maciej	POL	23	39	49	111	0.77
	4	13	RIABUKHA Kostiantyn	UKR	16	41	35	92	0.70
	4	1	VOLVICH Artem	RUS	19	21	16	56	0.70
	6	4	KRBA Jan	CZE	15	16	18	49	0.63
	7	17	ZHIGALOV Maksim	RUS	16	17	17	50	0.59
	7	3	KOVALEV Dmitriy	RUS	16	16	10	42	0.59
	9	4	MCLEAN Braden David Bruce	CAN	15	31	20	66	0.58
	10	1	PIUN Kyrylo	UKR	13	34	22	69	0.57
	11	5	SILVA Petrus	BRA	15	38	25	78	0.56
	12	5	KLOS Karol	POL	16	35	27	78	0.53
	13	6	JANSEN VANDOORN Daniel	CAN	13	24	15	52	0.50
	13	10	MARSHALL Steven James Douglas	CAN	13	22	11	46	0.50
	15	15	ILINYKH Dmitry	RUS	13	25	8	46	0.48
	16	11	FUSHIMI Yamato	JPN	11	42	31	84	0.46
	16	6	HANIK Zdenek	CZE	11	27	17	55	0.46
	18	5	SYCHEV Oleg	RUS	12	38	41	91	0.44
	19	12	BOCIEK Grzegorz	POL	13	20	20	53	0.43
	19	3	STOROZHLOV Dmytro	UKR	10	26	8	44	0.43
	21	3	PAJMA Tomas	CZE	10	49	27	86	0.42
	22	14	IERESHCHENKO Ian	UKR	9	20	17	46	0.39
	23	11	SEDLAR Jan	CZE	9	50	25	84	0.38
	23	2	CHIJKI Shunsuke	JPN	9	15	23	47	0.38
	25	10	SILVA Alisson	BRA	10	27	19	56	0.37
	25	8	BIRUYKOV Denis	RUS	10	19	7	36	0.37
	27	17	PARK Jinwoo	KOR	10	64	33	107	0.33
	28	14	HOAG Christopher	CAN	8	18	13	39	0.31
	29	11	SONG Myunggeun	KOR	8	32	11	51	0.27
	30	4	KLYAMAR Oleksiy	UKR	6	15	8	29	0.26
	30	10	MARKIN Alexandr	RUS	7	13	5	25	0.26
	32	5	FUKATSU Hideomi	JPN	6	17	19	42	0.25
	32	9	DEKITA Takashi	JPN	6	18	17	41	0.25
	32	12	FORT Dominik	CZE	6	16	17	39	0.25
	32	13	KULIHA Jan	CZE	6	10	5	21	0.25
	36	9	JIN Seongtae	KOR	7	57	31	95	0.23
	36	6	LEE Mingyu	KOR	7	23	28	58	0.23
	38	4	ANTIPKIN Sergey	RUS	6	9	12	27	0.22
	38	9	PINHEIRO Leonardo	BRA	6	16	2	24	0.22
	40	9	BLANKENAU Jay Michael	CAN	5	15	6	26	0.19
	41	4	SHIOTA Tatsuya	JPN	4	33	37	74	0.17
	41	13	WIERZBOWSKI Krzysztof	POL	5	23	16	44	0.17
	41	5	ZHUMATII Oleksandr	UKR	4	14	23	41	0.17
	41	4	WLODARCZYK Wojciech	POL	5	15	14	34	0.17
	41	15	FERENS Wojciech	POL	5	10	6	21	0.17
	41	7	HOSHINO Hidetomo	JPN	4	6	6	16	0.17
	47	14	SHCHERBININ Dmitriy	RUS	4	20	21	45	0.15
	47	1	JERONYMO Fabiano	BRA	4	13	10	27	0.15
	47	4	SILVA Hugo	BRA	4	11	5	20	0.15
	47	3	HOWATSON Marc Andrew	CAN	4	5	7	16	0.15
	51	18	KIM Kyumin	KOR	4	24	11	39	0.13
	51	16	SIM Kyoung-Sub	KOR	4	19	10	33	0.13
	51	1	SONG Huichae	KOR	4	20	7	31	0.13
	51	8	TUPCHII Andrii	UKR	3	5	9	17	0.13
	55	2	HOAG Nicholas	CAN	3	12	14	29	0.12
	56	5	VASICEK Jiri	CZE	3	9	5	17	0.13

Timing and Results provided by  TISSOT




## Players Ranking by Skills

Рейтинг игроков по элементам

As of TUE 16 JUL 2013 at 21:27

### BEST BLOCKERS

Scoring Block	Rk	No	Name	Ctry	Kill Blocks	Faults	Rebounds	Total Attempts	Avg by Set
	56	8	RI Haku	JPN	3	4	4	11	0.13
	58	12	CIRQUERA Pablo	BRA	3	12	15	30	0.11
	58	8	SILVA Vivalde	BRA	3	17	8	28	0.11
	58	6	PERES Victor	BRA	3	16	7	26	0.11
	61	7	LEE Kangwon	KOR	3	16	7	26	0.10
	61	15	KIM Myeongjin	KOR	3	10	9	22	0.10
	61	16	HAIN Piotr	POL	3	9	7	19	0.10
	64	10	YUSHKEVYCH Ruslan	UKR	2	8	11	21	0.09
	65	1	VACHOUSEK Stanislav	CZE	2	1	-	3	0.08
	66	10	NA Gyeongbok	KOR	2	7	8	17	0.07
	66	7	HEBDA Milosz	POL	2	5	3	10	0.07
	66	10	ZALINSKI Wosjiec	POL	2	2	3	7	0.07
	66	18	SAVIN Sergey	RUS	2	2	2	6	0.07
	70	8	MLCUCZ Josef	CZE	1	9	4	14	0.04
	70	15	SANDERS Tyler James	CAN	1	5	6	12	0.04
	70	6	WATANABE Sogo	JPN	1	5	3	9	0.04
	70	9	KOLACEK Michal	CZE	1	5	2	8	0.04
	70	8	DEMAN Colton Gordon Gerard	CAN	1	1	3	5	0.04
	70	11	MOROZ Mykola	UKR	1	1	2	4	0.04
	70	7	SHORKIN Dmytro	UKR	1	1	1	3	0.04
	77	3	LOMACZ Grzegorz	POL	1	22	12	35	0.03
	77	3	KWAK Myoungwoo	KOR	1	2	4	7	0.03
	79	9	DMYTRIIEV Oleksandr	UKR	-	6	12	18	0.00
	79	3	CRUVINEL Renato	BRA	-	6	4	10	0.00
	79	2	SOARES Igor	BRA	-	3	2	5	0.00
	79	7	SOBEK Jakub	CZE	-	1	1	2	0.00
	79	12	YAMADA Shuzo	JPN	-	2	-	2	0.00
	79	2	POPIK Kacper	POL	-	2	-	2	0.00
	79	5	OH Jaeseong	KOR	-	-	1	1	0.00
	79	7	SHIPOTKO Denis	RUS	-	-	1	1	0.00
	79	1	NIERODA Derek Grahame	CAN	-	1	-	1	0.00
	79	19	VOTH Christopher Henry Landon	CAN	-	1	-	1	0.00
	79	2	VACLAVIK Jan	CZE	-	1	-	1	0.00
	NR	2	GUYMER Jacob	AUS	27	54	41	122	0.90
	NR	20	MAROZAU Maksim	BLR	25	46	39	110	0.86
	NR	5	NILSAWAI Kissada	THA	20	47	27	94	0.80
	NR	13	CORDOVA ARVIZU Samuel	MEX	21	69	46	136	0.78
	NR	15	SHAMAL I.ALMEMARI Mohammed Abdul Az	UAE	12	50	13	75	0.75
	NR	4	LIASHCHYNSKAS Stasis	BLR	18	39	35	92	0.62
	NR	8	YIK Chi Hin	HKG	15	38	15	68	0.56
	NR	14	FALCONE Gregory	USA	13	53	20	86	0.54
	NR	12	HAENGGI Christoph	SUI	15	41	18	74	0.54
	NR	11	YUAN Huilong	CHN	13	56	25	94	0.52
	NR	3	LIN Bo	CHN	13	38	18	69	0.52
	NR	5	CHAN Alex Chi Wai	HKG	14	19	19	52	0.52
	NR	4	LIEPINS Janis	LAT	10	41	31	82	0.45
	NR	18	VASH Dzmityr	BLR	13	23	18	54	0.45
	NR	12	KIVISILD Meelis	EST	11	26	29	66	0.42
	NR	6	JUHKAMI Martti	EST	11	28	16	55	0.42
	NR	20	TIISAAR Mart	EST	11	17	26	54	0.42
	NR	1	RAKSAKAEW Jirayu	THA	10	19	11	40	0.40
	NR	4	STAPLES Max	AUS	11	20	18	49	0.37
	NR	17	DOUGLAS-POWELL Thomas	AUS	11	20	9	40	0.37
	NR	3	PARRAGUIRRE Tomas	CHI	9	47	37	93	0.36
	NR	4	WALZER Marc	SUI	10	45	27	82	0.36
	NR	8	SUN Yubo	CHN	9	26	18	53	0.36

Timing and Results provided by  TISSOT




## Players Ranking by Skills

Рейтинг игроков по элементам

As of TUE 16 JUL 2013 at 21:27

### BEST BLOCKERS

Scoring Block	Rk	No	Name	Ctry	Kill Blocks	Faults	Rebounds	Total Attempts	Avg by Set
	NR	9	SRI-UTTHAWONG Kittikun	THA	9	8	12	29	0.36
	NR	17	ENNEMUIST Siim	EST	9	30	28	67	0.35
	NR	1	RADZIUK Andrei	BLR	10	25	15	50	0.34
	NR	14	AGUILERA Tomas Alonso	MEX	9	56	29	94	0.33
	NR	9	LOPEZ Cristobal	CHI	8	61	13	82	0.32
	NR	11	RILLING Alan	CHI	8	16	14	38	0.32
	NR	4	CAO Hailun	CHN	8	14	10	32	0.32
	NR	9	TOCS Edgars	LAT	7	17	8	32	0.32
	NR	6	ALI ALBLOOSHI Khamis Abdulla Ibrahi	UAE	5	33	9	47	0.31
	NR	3	CHARAPOVICH Viachaslau	BLR	9	18	13	40	0.31
	NR	8	MILLERS Brad	AUS	9	36	19	64	0.30
	NR	1	STEIGMEIER Sebastien	SUI	8	23	18	49	0.29
	NR	11	BRUEHWILER Roman	SUI	8	15	13	36	0.29
	NR	5	VEGA Luis	USA	7	16	11	34	0.29
	NR	9	APLEVICH Raman	BLR	8	29	8	45	0.28
	NR	11	SIU Cheong Hung	HKG	7	27	12	46	0.26
	NR	7	BARAJAS Jorge Alejandro	MEX	7	24	12	43	0.26
	NR	1	VALDES Jesus	MEX	7	21	13	41	0.26
	NR	7	CHONG Kei Loi	HKG	7	11	8	26	0.26
	NR	17	EHRAT Samuel	SUI	7	30	21	58	0.25
	NR	3	PELLETIER Michael	USA	6	14	24	44	0.25
	NR	8	SAQROH ALDHUHOORI Hasan Yousif Ali	UAE	4	14	7	25	0.25
	NR	2	VAENPRADAB Montri	THA	6	29	29	64	0.24
	NR	13	WALKER Samuel	AUS	7	25	18	50	0.23
	NR	6	VORONKO Eriks	LAT	5	17	12	34	0.23
	NR	8	NOLVAK Kusti	EST	6	11	13	30	0.23
	NR	12	LAM Lok Hang	MAC	5	28	16	49	0.22
	NR	11	ORELLANA Nestor	MEX	6	12	8	26	0.22
	NR	7	CHOI Wai Kit	MAC	5	16	5	26	0.22
	NR	3	GIGER Reto	SUI	6	14	7	27	0.21
	NR	14	SUKOCHEV Grigory	AUS	6	24	26	56	0.20
	NR	5	PARRAGUIRRE Matias	CHI	5	21	18	44	0.20
	NR	10	BELL Benjamin	AUS	6	16	12	34	0.20
	NR	1	TAMMEMAA Timo	EST	5	21	16	42	0.19
	NR	7	GHULAM ALMARZOOQI Amer Ghulam Hasan	UAE	3	10	6	19	0.19
	NR	14	ZAVOROTNIJS Andrejs	LAT	4	23	27	54	0.18
	NR	11	PETROVS Deniss	LAT	4	23	11	38	0.18
	NR	16	BRANDER Fabian	SUI	5	22	8	35	0.18
	NR	13	CINNE Vitalijs	LAT	4	9	9	22	0.18
	NR	17	AVDEJEVS Aleksandrs	LAT	4	7	9	20	0.18
	NR	12	PIEPER Keaton	USA	4	32	18	54	0.17
	NR	15	QUESENBERRY Ryan	USA	4	15	11	30	0.17
	NR	3	TABWISES Wanchai	THA	4	20	12	36	0.16
	NR	1	PARRAGUIRRE Vicente	CHI	4	15	12	31	0.16
	NR	2	LI Chenhao	CHN	4	17	1	22	0.16
	NR	10	LAM Kwok Cheung	HKG	4	16	13	33	0.15
	NR	2	KEEL Martti	EST	4	6	8	18	0.15
	NR	8	VARGAS OSORIO Daniel	MEX	4	6	5	15	0.15
	NR	3	CHAN Weng lo	MAC	3	48	12	63	0.13
	NR	3	MORROW Christopher	AUS	4	5	3	12	0.13
	NR	17	O'LEARY James	USA	3	37	16	56	0.13
	NR	4	CACERES Carlos	CHI	3	13	8	24	0.12
	NR	10	SUN Gongping	CHN	3	8	5	16	0.12
	NR	14	JUMA ALTAHRI Abdulredha Ghanem Sula	UAE	2	8	5	15	0.13
	NR	6	FRAZZONI Roberto	CHI	3	5	2	10	0.12
	NR	3	TOVAR Eduardo	MEX	3	8	11	22	0.11

Timing and Results provided by  TISSOT



## Players Ranking by Skills

Рейтинг игроков по элементам

As of TUE 16 JUL 2013 at 21:27

### BEST BLOCKERS

Scoring Block	Rk	No	Name	Ctry	Kill Blocks	Faults	Rebounds	Total Attempts	Avg by Set	
	NR	14	CARREL Julien	SUI	3	9	10	22	0.11	
	NR	1	GRAHAM Beau	AUS	3	19	7	29	0.10	
	NR	4	WONG Wai Hei	MAC	2	11	11	24	0.09	
	NR	11	IEONG I Kit	MAC	2	11	9	22	0.09	
	NR	13	GOMEZ Felipe	CHI	2	8	13	23	0.08	
	NR	19	WOODS JR. Gregory	USA	2	7	2	11	0.08	
	NR	15	KORESAAR Kardo	EST	2	2	4	8	0.08	
	NR	16	NAKPRASONG Teerasak	THA	2	4	2	8	0.08	
	NR	4	KESAPAN Nattapong	THA	2	4	2	8	0.08	
	NR	2	CHAN Tung Ping	HKG	2	36	23	61	0.07	
	NR	18	CHANDON Yohan	SUI	2	6	4	12	0.07	
	NR	7	BALDY-MOULINIER Nicolas Christoph	SUI	2	7	-	9	0.07	
	NR	11	HAIDER ALMUTAWI Ahmad Sultan Salem	UAE	1	9	8	18	0.06	
	NR	1	GHAZWAN ALBADWAWI Saleh Hassan Kham	UAE	1	8	1	10	0.06	
	NR	5	SALEM AL MAAMARI Mohamed Hamad Saou	UAE	1	1	1	3	0.06	
	NR	15	SAMUILOVS Aleksandrs	LAT	1	5	5	11	0.05	
	NR	10	ROSENBLATT Martti	EST	1	8	12	21	0.04	
	NR	4	LAM Long Hei	HKG	1	5	14	20	0.04	
	NR	4	PETRIS Martin Gilberto	MEX	1	9	7	17	0.04	
	NR	17	CHAROENSUK Saranchit	THA	1	10	5	16	0.04	
	NR	9	CHUNG Wai Sze	HKG	1	8	4	13	0.04	
	NR	1	CHAN Kwong Kit	HKG	1	8	3	12	0.04	
	NR	2	SALINAS Rodrigo	CHI	1	7	3	11	0.04	
	NR	13	RAADIK Andrus	EST	1	4	4	9	0.04	
	NR	7	ORAV Oliver	EST	1	5	1	7	0.04	
	NR	20	BRAWN Eric	USA	1	3	1	5	0.04	
	NR	5	WETZEL Elias	SUI	1	2	-	3	0.04	
	NR	7	PAPAGALLO Felipe	CHI	1	-	-	1	0.04	
	NR	8	KUKLINSKI Pavel	BLR	1	3	-	4	0.03	
	NR	9	WANG Xi	CHN	-	16	7	23	0.00	
	NR	14	LEONG On Tek	MAC	-	17	5	22	0.00	
	NR	14	SOMKANE Kitsada	THA	-	17	4	21	0.00	
	NR	1	TANG Pishengyu	CHN	-	7	7	14	0.00	
	NR	17	WONG Chon Hang	MAC	-	7	7	14	0.00	
	NR	5	KAN Chou Pui	MAC	-	6	5	11	0.00	
	NR	9	LEONG Kuan Kin	MAC	-	8	3	11	0.00	
	NR	4	MOHAMMAD AHLI Mohammad Juma Abdulla	UAE	-	6	4	10	0.00	
	NR	15	McMullin Alexander	AUS	-	3	4	7	0.00	
	NR	10	MIASHKOU Siarhei	BLR	-	4	-	4	0.00	
	NR	12	WU Lok Kan	HKG	-	1	2	3	0.00	
	NR	11	ZABAROUSKI Stanislaw	BLR	-	-	2	2	0.00	
	NR	5	TARAS Siarhei	BLR	-	1	1	2	0.00	
	NR	9	GUERRERO Ismael	MEX	-	2	-	2	0.00	
	NR	8	MASCOE Jason	USA	-	2	-	2	0.00	
	NR	7	BARDACHOU Aliaksandr	BLR	-	-	1	1	0.00	
	NR	16	JARVEKULG Edgar	EST	-	-	1	1	0.00	
	NR	3	WONG Ho Kiu	HKG	-	-	1	1	0.00	
	NR	2	RUSAK Evgeny	BLR	-	1	-	1	0.00	
	NR	12	KANG Long	CHN	-	1	-	1	0.00	
	NR	5	WANG Yang	CHN	-	1	-	1	0.00	
	NR	1	JANSONS Martins	LAT	-	1	-	1	0.00	
	NR	5	LIZARRAGA Efrain Guadalupe	MEX	-	1	-	1	0.00	
	NR	10	TOONTUPHAI Piyarat	THA	-	1	-	1	0.00	
	<b>Tournament Totals</b>					1243	3850	2624	7717	4.62








## Players Ranking by Skills

Рейтинг игроков по элементам

As of TUE 16 JUL 2013 at 21:27

### BEST SERVERS

Scoring Service	Rk	No	Name	Ctry	Aces	Faults	Serve Hits	Total Attempts	Avg by Set
	1	17	ZHIGALOV Maksim	RUS	17	21	67	105	0.63
	2	12	CIRQUERA Pablo	BRA	13	18	53	84	0.48
	3	11	ZAJDER Maciej	POL	12	14	71	97	0.40
	4	4	KRBA Jan	CZE	9	15	78	102	0.38
	5	5	KLOS Karol	POL	11	10	129	150	0.37
	5	8	BIRUYKOV Denis	RUS	10	13	63	86	0.37
	7	14	HOAG Christopher	CAN	9	9	69	87	0.35
	8	6	LEE Mingyu	KOR	9	12	87	108	0.30
	8	12	BOCIEK Grzegorz	POL	9	25	62	96	0.30
	8	4	KLYAMAR Oleksiy	UKR	7	16	54	77	0.30
	8	8	SILVA Vivalde	BRA	8	8	36	52	0.30
	12	10	SILVA Alisson	BRA	7	3	57	67	0.26
	12	4	ANTIPKIN Sergey	RUS	7	7	38	52	0.26
	14	14	IERESHCHENKO Ian	UKR	5	23	59	87	0.22
	14	3	KOVALEV Dmitriy	RUS	6	6	61	73	0.22
	16	6	PERES Victor	BRA	5	7	70	82	0.19
	16	7	LIMA Lucas	BRA	5	5	60	70	0.19
	18	6	HANIK Zdenek	CZE	4	8	94	106	0.17
	18	5	FUKATSU Hideomi	JPN	4	4	81	89	0.17
	18	13	RIABUKHA Kostiantyn	UKR	4	15	69	88	0.17
	18	4	WLODARCZYK Wojciech	POL	5	16	40	61	0.17
	18	5	VASICEK Jiri	CZE	4	10	34	48	0.17
	18	11	FUSHIMI Yamato	JPN	4	12	32	48	0.17
	18	15	FERENS Wojciech	POL	5	9	25	39	0.17
	25	5	SYCHEV Oleg	RUS	4	14	65	83	0.15
	25	2	HOAG Nicholas	CAN	4	20	48	72	0.15
	25	5	SILVA Petrus	BRA	4	9	48	61	0.15
	25	9	PINHEIRO Leonardo	BRA	4	7	25	36	0.15
	29	8	TUPCHII Andrii	UKR	3	5	25	33	0.13
	30	4	MCLEAN Braden David Bruce	CAN	3	7	74	84	0.12
	30	9	BLANKENAU Jay Michael	CAN	3	16	56	75	0.12
	32	14	SHCHERBININ Dmitriy	RUS	3	3	46	52	0.11
	32	4	SILVA Hugo	BRA	3	5	28	36	0.11
	34	13	WIERZBOWSKI Krzysztof	POL	3	20	53	76	0.10
	34	7	HEBDA Milosz	POL	3	3	26	32	0.10
	34	10	NA Gyeongbok	KOR	3	5	16	24	0.10
	37	1	PIUN Kyrylo	UKR	2	6	55	63	0.09
	37	5	ZHUMATII Oleksandr	UKR	2	3	46	51	0.09
	39	4	SHIOTA Tatsuya	JPN	2	30	56	88	0.08
	39	7	HOSHINO Hidetomo	JPN	2	1	69	72	0.08
	39	9	DEKITA Takashi	JPN	2	3	61	66	0.08
	39	13	KULIHA Jan	CZE	2	16	34	52	0.08
	39	3	HOWATSON Marc Andrew	CAN	2	4	26	32	0.08
	39	1	VACHOUSEK Stanislav	CZE	2	6	5	13	0.08
	45	17	PARK Jinwoo	KOR	2	8	95	105	0.07
	45	11	SONG Myunggeun	KOR	2	8	88	98	0.07
	45	3	LOMACZ Grzegorz	POL	2	10	72	84	0.07
	45	1	VOLVICH Artem	RUS	2	3	53	58	0.07
	45	10	MARKIN Alexandr	RUS	2	10	25	37	0.07
	45	18	KIM Kyumin	KOR	2	2	26	30	0.07
	45	2	SOARES Igor	BRA	2	3	13	18	0.07
	52	15	ILINYKH Dmitry	RUS	1	20	70	91	0.04
	52	12	VANBERKEL Lucas Joshua	CAN	1	4	76	81	0.04
	52	10	MARSHALL Steven James Douglas	CAN	1	15	64	80	0.04
	52	1	JERONYMO Fabiano	BRA	1	15	63	79	0.04
	52	3	STOROZHLOV Dmytro	UKR	1	5	64	70	0.04

Timing and Results provided by  TISSOT






## Players Ranking by Skills

Рейтинг игроков по элементам

As of TUE 16 JUL 2013 at 21:27

### BEST SERVERS

Scoring Service	Rk	No	Name	Ctry	Aces	Faults	Serve Hits	Total Attempts	Avg by Set
	52	2	CHIJKI Shunsuke	JPN	1	15	46	62	0.04
	52	3	PAJMA Tomas	CZE	1	15	45	61	0.04
	52	15	SANDERS Tyler James	CAN	1	4	34	39	0.04
	52	3	CRUVINEL Renato	BRA	1	3	33	37	0.04
	52	6	WATANABE Sogo	JPN	1	7	27	35	0.04
	52	1	OZAWA Shoh	JPN	1	6	26	33	0.04
	52	8	MLCUCJ Josef	CZE	1	7	14	22	0.04
	52	18	SAVIN Sergey	RUS	1	3	6	10	0.04
	52	7	SOBEK Jakub	CZE	1	1	4	6	0.04
	66	9	JIN Seongtae	KOR	1	4	77	82	0.03
	66	15	KIM Myeongjin	KOR	1	4	52	57	0.03
	66	16	SIM Kyoung-Sub	KOR	1	9	46	56	0.03
	66	1	SONG Huichae	KOR	1	11	39	51	0.03
	66	2	POPIK Kacper	POL	1	1	14	16	0.03
	66	10	ZALINSKI Wosjlech	POL	1	3	9	13	0.03
	72	12	FORT Dominik	CZE	-	9	68	77	0.00
	72	11	SEDLAR Jan	CZE	-	4	61	65	0.00
	72	7	LEE Kangwon	KOR	-	6	39	45	0.00
	72	16	HAIN Piotr	POL	-	2	28	30	0.00
	72	6	JANSEN VANDOORN Daniel	CAN	-	6	20	26	0.00
	72	9	DMYTRIIEV Oleksandr	UKR	-	2	23	25	0.00
	72	12	YAMADA Shuzo	JPN	-	9	14	23	0.00
	72	3	KWAK Myoungwoo	KOR	-	-	19	19	0.00
	72	10	YUSHKEVYCH Ruslan	UKR	-	1	17	18	0.00
	72	11	MOROZ Mykola	UKR	-	1	10	11	0.00
	72	19	VOTH Christopher Henry Landon	CAN	-	4	7	11	0.00
	72	8	DEMAN Colton Gordon Gerard	CAN	-	6	4	10	0.00
	72	8	RI Haku	JPN	-	-	7	7	0.00
	72	9	KOLACEK Michal	CZE	-	2	4	6	0.00
	72	10	MAEDA Issei	JPN	-	-	1	1	0.00
	72	7	SHIPOTKO Denis	RUS	-	1	-	1	0.00
	72	7	SHORKIN Dmytro	UKR	-	1	-	1	0.00
	NR	1	PARRAGUIRRE Vicente	CHI	17	39	31	87	0.68
	NR	7	GHULAM ALMARZOOQI Amer Ghulam Hasan	UAE	10	16	30	56	0.63
	NR	1	STEIGMEIER Sebastien	SUI	14	24	68	106	0.50
	NR	11	SIU Cheong Hung	HKG	9	9	89	107	0.33
	NR	11	PETROVS Deniss	LAT	7	9	81	97	0.32
	NR	1	RAKSAKAEW Jirayu	THA	8	18	65	91	0.32
	NR	1	RADZIUK Andrei	BLR	9	9	93	111	0.31
	NR	6	JUHKAMI Martti	EST	8	19	73	100	0.31
	NR	7	BARAJAS Jorge Alejandro	MEX	8	22	92	122	0.30
	NR	12	PIEPER Keaton	USA	7	8	74	89	0.29
	NR	14	CARREL Julien	SUI	8	8	51	67	0.29
	NR	18	VASH Dmytry	BLR	8	26	85	119	0.28
	NR	17	DOUGLAS-POWELL Thomas	AUS	8	28	56	92	0.27
	NR	8	MILLERS Brad	AUS	8	12	52	72	0.27
	NR	13	CORDOVA ARVIZU Samuel	MEX	7	32	59	98	0.26
	NR	20	MAROZAU Maksim	BLR	7	9	88	104	0.24
	NR	3	CHARAPOVICH Viachaslau	BLR	7	20	69	96	0.24
	NR	11	RILLING Alan	CHI	6	16	60	82	0.24
	NR	4	CAO Hailun	CHN	6	19	53	78	0.24
	NR	1	GRAHAM Beau	AUS	7	15	20	42	0.23
	NR	1	VALDES Jesus	MEX	6	22	81	109	0.22
	NR	5	CHAN Alex Chi Wai	HKG	6	17	64	87	0.22
	NR	10	LAM Kwok Cheung	HKG	6	4	29	39	0.22
	NR	2	GUYMER Jacob	AUS	6	8	92	106	0.20

Timing and Results provided by  TISSOT




## Players Ranking by Skills

Рейтинг игроков по элементам

As of TUE 16 JUL 2013 at 21:27

### BEST SERVERS

Scoring Service	Rk	No	Name	Ctry	Aces	Faults	Serve Hits	Total Attempts	Avg by Set
	NR	11	YUAN Huilong	CHN	5	3	77	85	0.20
	NR	14	SUKOCHEV Grigory	AUS	6	2	74	82	0.20
	NR	20	TIISAAR Mart	EST	5	16	45	66	0.19
	NR	2	KEEL Martti	EST	5	12	24	41	0.19
	NR	14	JUMA ALTAHRI Abdulredha Ghanem Sula	UAE	3	11	21	35	0.19
	NR	14	ZAVOROTNIJS Andrejs	LAT	4	15	58	77	0.18
	NR	4	WALZER Marc	SUI	5	11	54	70	0.18
	NR	12	HAENGGI Christoph	SUI	5	4	47	56	0.18
	NR	4	LIASHCHYNSKAS Stasis	BLR	5	16	71	92	0.17
	NR	14	FALCONE Gregory	USA	4	16	51	71	0.17
	NR	3	PELLETIER Michael	USA	4	13	48	65	0.17
	NR	3	LIN Bo	CHN	4	7	76	87	0.16
	NR	14	SOMKANE Kitsada	THA	4	18	50	72	0.16
	NR	2	LI Chenhao	CHN	4	8	37	49	0.16
	NR	17	ENNEMUIST Siim	EST	4	5	84	93	0.15
	NR	8	YIK Chi Hin	HKG	4	5	70	79	0.15
	NR	12	KIVISILD Meelis	EST	4	11	49	64	0.15
	NR	6	VORONKO Eriks	LAT	3	3	59	65	0.14
	NR	13	CINNE Vitalijs	LAT	3	7	37	47	0.14
	NR	3	GIGER Reto	SUI	4	17	22	43	0.14
	NR	5	NILSAWAI Kissada	THA	3	7	82	92	0.12
	NR	8	SUN Yubo	CHN	3	17	59	79	0.12
	NR	5	VEGA Luis	USA	3	26	50	79	0.13
	NR	15	SHAMAL I.ALMEMARI Mohammed Abdul Az	UAE	2	9	41	52	0.13
	NR	1	TAMMEMAA Timo	EST	3	9	29	41	0.12
	NR	8	SAQROH ALDHUHOORI Hasan Yousif Ali	UAE	2	6	27	35	0.13
	NR	16	BRANDER Fabian	SUI	3	12	56	71	0.11
	NR	18	CHANDON Yohan	SUI	3	2	59	64	0.11
	NR	11	BRUEHWILER Roman	SUI	3	14	38	55	0.11
	NR	7	CHONG Kei Loi	HKG	3	4	39	46	0.11
	NR	7	BALDY-MOULINIER Nicolas Christoph	SUI	3	5	21	29	0.11
	NR	9	APLEVICH Raman	BLR	3	11	95	109	0.10
	NR	15	McMullin Alexander	AUS	3	2	16	21	0.10
	NR	9	TOCS Edgars	LAT	2	8	47	57	0.09
	NR	4	LIEPINS Janis	LAT	2	5	48	55	0.09
	NR	17	WONG Chon Hang	MAC	2	8	37	47	0.09
	NR	17	AVDEJEVS Aleksandrs	LAT	2	8	27	37	0.09
	NR	5	KAN Chou Pui	MAC	2	6	25	33	0.09
	NR	17	O'LEARY James	USA	2	10	62	74	0.08
	NR	3	PARRAGUIRRE Tomas	CHI	2	4	66	72	0.08
	NR	3	TABWISES Wanchai	THA	2	11	59	72	0.08
	NR	9	WANG Xi	CHN	2	8	42	52	0.08
	NR	8	NOLVAK Kusti	EST	2	5	41	48	0.08
	NR	13	WALKER Samuel	AUS	2	8	103	113	0.07
	NR	14	AGUILERA Tomas Alonso	MEX	2	2	83	87	0.07
	NR	3	TOVAR Eduardo	MEX	2	6	73	81	0.07
	NR	4	STAPLES Max	AUS	2	10	68	80	0.07
	NR	2	CHAN Tung Ping	HKG	2	5	61	68	0.07
	NR	9	CHUNG Wai Sze	HKG	2	4	35	41	0.07
	NR	1	CHAN Kwong Kit	HKG	2	5	31	38	0.07
	NR	10	BELL Benjamin	AUS	2	4	27	33	0.07
	NR	5	LIZARRAGA Efrain Guadalupe	MEX	2	-	8	10	0.07
	NR	6	ALI ALBLOOSHI Khamis Abdulla Ibrahi	UAE	1	1	38	40	0.06
	NR	5	PARRAGUIRRE Matias	CHI	1	5	97	103	0.04
	NR	9	LOPEZ Cristobal	CHI	1	6	74	81	0.04
	NR	4	CACERES Carlos	CHI	1	3	66	70	0.04

Timing and Results provided by  TISSOT



## Players Ranking by Skills

Рейтинг игроков по элементам

As of TUE 16 JUL 2013 at 21:27

### BEST SERVERS

Scoring Service	Rk	No	Name	Ctry	Aces	Faults	Serve Hits	Total Attempts	Avg by Set	
	NR	17	CHAROENSUK Saranchit	THA	1	7	53	61	0.04	
	NR	4	LAM Long Hei	HKG	1	4	54	59	0.04	
	NR	10	ROSENBLATT Martti	EST	1	5	47	53	0.04	
	NR	17	EHRAT Samuel	SUI	1	3	39	43	0.04	
	NR	7	CHOI Wai Kit	MAC	1	7	35	43	0.04	
	NR	15	QUESENBERRY Ryan	USA	1	6	32	39	0.04	
	NR	13	RAADIK Andrus	EST	1	7	28	36	0.04	
	NR	4	PETRIS Martin Gilberto	MEX	1	5	19	25	0.04	
	NR	9	LEONG Kuan Kin	MAC	1	2	12	15	0.04	
	NR	5	WETZEL Elias	SUI	1	1	12	14	0.04	
	NR	2	SALINAS Rodrigo	CHI	1	2	9	12	0.04	
	NR	12	WU Lok Kan	HKG	1	1	7	9	0.04	
	NR	16	NAKPRASONG Teerasak	THA	1	-	6	7	0.04	
	NR	8	KUKLINSKI Pavel	BLR	1	3	18	22	0.03	
	NR	2	RUSAK Evgeny	BLR	1	1	3	5	0.03	
	NR	11	ORELLANA Nestor	MEX	-	23	61	84	0.00	
	NR	2	VAENPRADAB Montri	THA	-	7	73	80	0.00	
	NR	3	CHAN Weng lo	MAC	-	4	52	56	0.00	
	NR	12	LAM Lok Hang	MAC	-	10	44	54	0.00	
	NR	9	SRI-UTTHAWONG Kittikun	THA	-	4	48	52	0.00	
	NR	4	WONG Wai Hei	MAC	-	9	36	45	0.00	
	NR	11	HAIDER ALMUTAWI Ahmad Sultan Salem	UAE	-	-	44	44	0.00	
	NR	10	SUN Gongping	CHN	-	12	31	43	0.00	
	NR	11	IEONG I Kit	MAC	-	5	37	42	0.00	
	NR	15	KORESAAR Kardo	EST	-	5	32	37	0.00	
	NR	1	TANG Pishengyu	CHN	-	7	29	36	0.00	
	NR	19	WOODS JR. Gregory	USA	-	12	18	30	0.00	
	NR	4	KESAPAN Nattapong	THA	-	1	28	29	0.00	
	NR	1	GHAZWAN ALBADWAWI Saleh Hassan Kham	UAE	-	1	25	26	0.00	
	NR	13	GOMEZ Felipe	CHI	-	2	22	24	0.00	
	NR	6	FRAZZONI Roberto	CHI	-	4	18	22	0.00	
	NR	14	LEONG On Tek	MAC	-	4	16	20	0.00	
	NR	7	ORAV Oliver	EST	-	8	12	20	0.00	
	NR	3	MORROW Christopher	AUS	-	1	15	16	0.00	
	NR	4	MOHAMMAD AHLI Mohammad Juma Abdulla	UAE	-	2	14	16	0.00	
	NR	15	SAMUILOVS Aleksandrs	LAT	-	2	13	15	0.00	
	NR	20	BRAWN Eric	USA	-	3	8	11	0.00	
	NR	16	JOHNSON Eric	USA	-	-	10	10	0.00	
	NR	3	VISOCKIS Vladimirs	LAT	-	-	9	9	0.00	
	NR	1	JANSONS Martins	LAT	-	1	6	7	0.00	
	NR	10	MIASHKOU Siarhei	BLR	-	1	5	6	0.00	
	NR	8	VARGAS OSORIO Daniel	MEX	-	1	4	5	0.00	
	NR	5	SALEM AL MAAMARI Mohamed Hamad Saou	UAE	-	-	4	4	0.00	
	NR	6	LAM Man Tek	MAC	-	2	2	4	0.00	
	NR	5	WANG Yang	CHN	-	3	1	4	0.00	
	NR	7	BARDACHOU Aliaksandr	BLR	-	-	3	3	0.00	
	NR	17	SALEM MATAR Ahmad Omar	UAE	-	-	3	3	0.00	
	NR	9	GUERRERO Ismael	MEX	-	1	2	3	0.00	
	NR	8	MASCOE Jason	USA	-	1	2	3	0.00	
	NR	10	VALENZUELA Diego	CHI	-	-	2	2	0.00	
	NR	12	KANG Long	CHN	-	1	1	2	0.00	
	NR	5	TARAS Siarhei	BLR	-	-	1	1	0.00	
	NR	8	GONZALEZ Christian	CHI	-	-	1	1	0.00	
	NR	10	LAVRENOVS Dmitrijs	LAT	-	-	1	1	0.00	
	<b>Tournament Totals</b>					641	1775	9400	11816	2.38




## Players Ranking by Skills

Рейтинг игроков по элементам

As of TUE 16 JUL 2013 at 21:27

### BEST DIGGERS

Non-Scoring Diggers	Rk	No	Name	Ctry	Digs	Faults	Receptions	Total Attempts	Avg by Set
	1	3	KOGA Taichiro	JPN	39	37	60	136	1.63
	2	2	VACLAVIK Jan	CZE	30	25	38	93	1.25
	3	5	OH Jaeseong	KOR	37	29	61	127	1.23
	4	11	MORAES Gian	BRA	33	25	60	118	1.22
	5	1	NIERODA Derek Grahame	CAN	31	23	39	93	1.19
	6	9	GOLUBEV Valentin	RUS	31	22	45	98	1.15
	7	6	PRYKHODKO Roman	UKR	21	30	31	82	0.91
	8	18	WOJTASZEK Damian	POL	26	21	90	137	0.87
	9	5	FUKATSU Hideomi	JPN	17	25	42	84	0.71
	10	4	KRBA Jan	CZE	14	7	28	49	0.58
	10	12	FORT Dominik	CZE	14	10	25	49	0.58
	12	11	SONG Myunggeun	KOR	17	16	41	74	0.57
	13	2	CHIJIKI Shunsuke	JPN	12	14	23	49	0.50
	14	6	PERES Victor	BRA	12	8	27	47	0.44
	15	4	KLYAMAR Oleksiy	UKR	10	18	38	66	0.43
	16	14	IERESHCHENKO Ian	UKR	9	16	32	57	0.39
	17	9	DEKITA Takashi	JPN	9	15	18	42	0.38
	18	14	HOAG Christopher	CAN	9	9	22	40	0.35
	19	7	HOSHINO Hidetomo	JPN	8	17	36	61	0.33
	19	13	WIERZBOWSKI Krzysztof	POL	10	12	33	55	0.33
	19	16	SIM Kyoung-Sub	KOR	10	10	24	44	0.33
	19	8	BIRUYKOV Denis	RUS	9	8	26	43	0.33
	23	4	SILVA Hugo	BRA	8	3	18	29	0.30
	24	6	HANIK Zdenek	CZE	7	16	28	51	0.29
	25	12	BOCIEK Grzegorz	POL	8	13	35	56	0.27
	26	17	ZHIGALOV Maksim	RUS	7	20	32	59	0.26
	26	1	JERONYMO Fabiano	BRA	7	17	30	54	0.26
	28	13	KULIHA Jan	CZE	6	10	14	30	0.25
	28	3	PAJMA Tomas	CZE	6	5	11	22	0.25
	28	6	WATANABE Sogo	JPN	6	7	8	21	0.25
	31	4	SHIOTA Tatsuya	JPN	5	3	12	20	0.21
	32	1	SONG Huichae	KOR	6	11	16	33	0.20
	33	9	BLANKENAU Jay Michael	CAN	5	18	30	53	0.19
	33	12	CIRQUERA Pablo	BRA	5	12	27	44	0.19
	35	3	LOMACZ Grzegorz	POL	5	19	43	67	0.17
	35	5	ZHUMATII Oleksandr	UKR	4	10	21	35	0.17
	35	15	KIM Myeongjin	KOR	5	11	14	30	0.17
	35	17	PARK Jinwoo	KOR	5	6	9	20	0.17
	35	11	FUSHIMI Yamato	JPN	4	2	10	16	0.17
	35	10	NA Gyeongbok	KOR	5	3	4	12	0.17
	41	8	SILVA Vivalde	BRA	4	9	16	29	0.15
	41	9	PINHEIRO Leonardo	BRA	4	9	5	18	0.15
	43	4	WLODARCZYK Wojciech	POL	4	11	28	43	0.13
	43	5	KLOS Karol	POL	4	7	24	35	0.13
	43	13	RIABUKHA Kostiantyn	UKR	3	3	10	16	0.13
	46	10	MARSHALL Steven James Douglas	CAN	3	15	24	42	0.12
	46	2	HOAG Nicholas	CAN	3	16	14	33	0.12
	46	15	SANDERS Tyler James	CAN	3	2	15	20	0.12
	49	5	VASICEK Jiri	CZE	3	3	5	11	0.13
	50	15	ILINYKH Dmitry	RUS	3	11	17	31	0.11
	50	7	LIMA Lucas	BRA	3	7	11	21	0.11
	50	2	SOARES Igor	BRA	3	3	12	18	0.11
	53	6	LEE Mingyu	KOR	3	13	40	56	0.10
	53	11	ZAJDER Maciej	POL	3	4	13	20	0.10
	55	9	DMYTRIIEV Oleksandr	UKR	2	9	15	26	0.09
	55	8	TUPCHII Andrii	UKR	2	5	10	17	0.09

Timing and Results provided by  TISSOT



## Players Ranking by Skills

Рейтинг игроков по элементам

As of TUE 16 JUL 2013 at 21:27

### BEST DIGGERS

Non-Scoring Diggers	Rk	No	Name	Ctry	Digs	Faults	Receptions	Total Attempts	Avg by Set
	57	3	HOWATSON Marc Andrew	CAN	2	7	7	16	0.08
	57	4	MCLEAN Braden David Bruce	CAN	2	3	8	13	0.08
	57	8	MLCUCZ Josef	CZE	2	1	5	8	0.08
	57	1	OZAWA Shoh	JPN	2	2	2	6	0.08
	57	12	YAMADA Shuzo	JPN	2	-	3	5	0.08
	62	4	ANTIPKIN Sergey	RUS	2	2	15	19	0.07
	62	1	VOLVICH Artem	RUS	2	2	8	12	0.07
	62	3	KWAK Myoungwoo	KOR	2	1	6	9	0.07
	62	10	ZALINSKI Wosjlech	POL	2	1	6	9	0.07
	62	7	SHIPOTKO Denis	RUS	2	3	2	7	0.07
	62	18	SAVIN Sergey	RUS	2	-	2	4	0.07
	68	3	STOROZHLOV Dmytro	UKR	1	14	22	37	0.04
	68	12	VANBERKEL Lucas Joshua	CAN	1	11	23	35	0.04
	68	3	CRUVINEL Renato	BRA	1	6	13	20	0.04
	68	10	MARKIN Alexandr	RUS	1	2	14	17	0.04
	68	10	SILVA Alisson	BRA	1	4	9	14	0.04
	68	5	SILVA Petrus	BRA	1	-	9	10	0.04
	68	11	SEDLAR Jan	CZE	1	2	7	10	0.04
	68	1	PIUN Kyrylo	UKR	1	2	7	10	0.04
	68	6	JANSEN VANDOORN Daniel	CAN	1	-	6	7	0.04
	68	11	MOROZ Mykola	UKR	1	-	4	5	0.04
	68	8	DEMAN Colton Gordon Gerard	CAN	1	-	3	4	0.04
	68	1	VACHOUSEK Stanislav	CZE	1	-	3	4	0.04
	68	10	YUSHKEVYCH Ruslan	UKR	1	1	1	3	0.04
	81	9	JIN Seongtae	KOR	1	4	18	23	0.03
	81	7	LEE Kangwon	KOR	1	11	10	22	0.03
	81	15	FERENS Wojciech	POL	1	3	16	20	0.03
	81	7	HEBDA Milosz	POL	1	8	10	19	0.03
	85	3	KOVALEV Dmitriy	RUS	-	16	30	46	0.00
	85	5	SYCHEV Oleg	RUS	-	4	6	10	0.00
	85	18	KIM Kyumin	KOR	-	1	5	6	0.00
	85	14	SHCHERBININ Dmitriy	RUS	-	1	5	6	0.00
	85	2	POPIK Kacper	POL	-	-	4	4	0.00
	85	7	SHORKIN Dmytro	UKR	-	2	2	4	0.00
	85	16	HAIN Piotr	POL	-	1	2	3	0.00
	85	7	SOBEK Jakub	CZE	-	-	1	1	0.00
	85	8	RI Haku	JPN	-	-	1	1	0.00
	NR	8	NIKOLAJEV S Sergejs	LAT	25	26	35	86	1.14
	NR	11	PERRY Luke	AUS	33	31	65	129	1.10
	NR	10	MEDINA David Raul	MEX	28	35	54	117	1.04
	NR	15	VAUTIER Joris	SUI	27	29	41	97	0.96
	NR	18	FERRY Nicholas	USA	22	32	50	104	0.92
	NR	10	TOONTUPHAI Piyarat	THA	23	31	40	94	0.92
	NR	16	JARVEKULG Edgar	EST	24	28	36	88	0.92
	NR	9	APLEVICH Raman	BLR	26	25	31	82	0.90
	NR	11	ZABAROUSKI Stanislau	BLR	24	30	57	111	0.83
	NR	7	PAPAGALLO Felipe	CHI	16	22	50	88	0.64
	NR	8	SUN Yubo	CHN	16	18	45	79	0.64
	NR	18	XU Xin	CHN	16	19	34	69	0.64
	NR	1	RADZIUK Andrei	BLR	18	13	26	57	0.62
	NR	4	STAPLES Max	AUS	18	30	21	69	0.60
	NR	11	SIU Cheong Hung	HKG	15	34	47	96	0.56
	NR	6	ALI ALBLOOSHI Khamis Abdulla Ibrahi	UAE	8	20	23	51	0.50
	NR	6	VORONKO Eriks	LAT	11	13	24	48	0.50
	NR	11	PETROVS Deniss	LAT	10	14	25	49	0.45
	NR	1	RAKSAKAEW Jirayu	THA	11	18	27	56	0.44






## Players Ranking by Skills

Рейтинг игроков по элементам

As of TUE 16 JUL 2013 at 21:27

### BEST DIGGERS

Non-Scoring Diggers	Rk	No	Name	Ctry	Digs	Faults	Receptions	Total Attempts	Avg by Set
	NR	7	GHULAM ALMARZOOQI Amer Ghulam Hasan	UAE	7	11	20	38	0.44
	NR	1	STEIGMEIER Sebastien	SUI	12	16	26	54	0.43
	NR	5	VEGA Luis	USA	10	19	41	70	0.42
	NR	3	PELLETIER Michael	USA	10	15	35	60	0.42
	NR	9	TOCS Edgars	LAT	9	13	25	47	0.41
	NR	7	BALDY-MOULINIER Nicolas Christoph	SUI	11	4	16	31	0.39
	NR	14	SUKOCHEV Grigory	AUS	11	22	44	77	0.37
	NR	5	PARRAGUIRRE Matias	CHI	9	13	38	60	0.36
	NR	6	JUHKAMI Martti	EST	9	10	43	62	0.35
	NR	18	CHAN Ka Hei	MAC	8	21	18	47	0.35
	NR	5	CHAN Alex Chi Wai	HKG	9	21	44	74	0.33
	NR	17	DOUGLAS-POWELL Thomas	AUS	10	19	28	57	0.33
	NR	11	BRUEHWILER Roman	SUI	9	14	26	49	0.32
	NR	14	SOMKANE Kitsada	THA	8	12	16	36	0.32
	NR	14	ZAVOROTNIJS Andrejs	LAT	7	6	13	26	0.32
	NR	3	CHARAPOVICH Viachaslau	BLR	9	16	28	53	0.31
	NR	20	TIISAAR Mart	EST	8	15	19	42	0.31
	NR	11	ORELLANA Nestor	MEX	8	16	28	52	0.30
	NR	1	VALDES Jesus	MEX	8	14	27	49	0.30
	NR	3	WONG Ho Kiu	HKG	8	18	14	40	0.30
	NR	4	WONG Wai Hei	MAC	7	8	18	33	0.30
	NR	7	CHONG Kei Loi	HKG	8	10	15	33	0.30
	NR	16	BRANDER Fabian	SUI	8	23	34	65	0.29
	NR	9	LILLEY Ryan	USA	7	4	7	18	0.29
	NR	4	CACERES Carlos	CHI	7	14	31	52	0.28
	NR	14	AGUILERA Tomas Alonso	MEX	7	12	22	41	0.26
	NR	11	IEONG I Kit	MAC	6	8	21	35	0.26
	NR	13	CHIANG Sio Man	MAC	6	5	7	18	0.26
	NR	1	PARRAGUIRRE Vicente	CHI	6	11	27	44	0.24
	NR	3	TABWISES Wanchai	THA	6	19	16	41	0.24
	NR	11	RILLING Alan	CHI	6	4	27	37	0.24
	NR	13	WALKER Samuel	AUS	7	30	37	74	0.23
	NR	10	ROSENBLATT Martti	EST	6	10	8	24	0.23
	NR	7	BARAJAS Jorge Alejandro	MEX	6	14	25	45	0.22
	NR	3	CHAN Weng lo	MAC	5	6	9	20	0.22
	NR	19	WOODS JR. Gregory	USA	5	3	11	19	0.21
	NR	9	SRI-UTTHAWONG Kittikun	THA	5	9	20	34	0.20
	NR	5	NILSAWAI Kissada	THA	5	8	18	31	0.20
	NR	2	LI Chenhao	CHN	5	10	14	29	0.20
	NR	2	GUYMER Jacob	AUS	6	8	14	28	0.20
	NR	1	TANG Pishengyu	CHN	5	7	12	24	0.20
	NR	6	NG Kin Pong Jonathan	HKG	5	26	27	58	0.19
	NR	2	KEEL Martti	EST	5	11	16	32	0.19
	NR	8	SAQROH ALDHUHOORI Hasan Yousif Ali	UAE	3	11	14	28	0.19
	NR	15	KORESAAR Kardo	EST	5	4	11	20	0.19
	NR	18	CHANDON Yohan	SUI	5	8	19	32	0.18
	NR	13	CINNE Vitalijs	LAT	4	12	9	25	0.18
	NR	18	VASH Dzmityr	BLR	5	14	44	63	0.17
	NR	12	LAM Lok Hang	MAC	4	23	21	48	0.17
	NR	4	LAM Long Hei	HKG	4	21	29	54	0.15
	NR	13	CORDOVA ARVIZU Samuel	MEX	4	3	14	21	0.15
	NR	12	KIVISILD Meelis	EST	4	-	15	19	0.15
	NR	12	HAENGGI Christoph	SUI	4	3	12	19	0.14
	NR	17	AVDEJEVS Aleksandrs	LAT	3	5	11	19	0.14
	NR	8	KUKLINSKI Pavel	BLR	4	1	4	9	0.14
	NR	5	KAN Chou Pui	MAC	3	11	16	30	0.13

Timing and Results provided by  TISSOT





## Players Ranking by Skills

Рейтинг игроков по элементам

As of TUE 16 JUL 2013 at 21:27

### BEST DIGGERS

Non-Scoring Diggers	Rk	No	Name	Ctry	Digs	Faults	Receptions	Total Attempts	Avg by Set
	NR	4	CAO Hailun	CHN	3	12	24	39	0.12
	NR	15	SHAMAL I.ALMEMARI Mohammed Abdul Az	UAE	2	12	23	37	0.13
	NR	15	QUESENBERRY Ryan	USA	3	10	18	31	0.13
	NR	9	WANG Xi	CHN	3	7	19	29	0.12
	NR	17	ENNEMUIST Siim	EST	3	6	14	23	0.12
	NR	4	MOHAMMAD AHLI Mohammad Juma Abdulla	UAE	2	6	11	19	0.13
	NR	3	LIN Bo	CHN	3	2	13	18	0.12
	NR	11	HAIDER ALMUTAWI Ahmad Sultan Salem	UAE	2	6	10	18	0.13
	NR	14	CARREL Julien	SUI	3	16	23	42	0.11
	NR	3	TOVAR Eduardo	MEX	3	7	17	27	0.11
	NR	9	CHUNG Wai Sze	HKG	3	8	10	21	0.11
	NR	17	EHRAT Samuel	SUI	3	3	10	16	0.11
	NR	12	ARANZUBIA Rodolfo	MEX	3	4	8	15	0.11
	NR	4	PETRIS Martin Gilberto	MEX	3	1	7	11	0.11
	NR	8	MILLERS Brad	AUS	3	4	5	12	0.10
	NR	17	WONG Chon Hang	MAC	2	20	26	48	0.09
	NR	17	CHAROENSUK Saranchit	THA	2	10	26	38	0.08
	NR	8	NOLVAK Kusti	EST	2	13	21	36	0.08
	NR	10	SUN Gongping	CHN	2	11	12	25	0.08
	NR	3	PARRAGUIRRE Tomas	CHI	2	6	13	21	0.08
	NR	9	LOPEZ Cristobal	CHI	2	3	10	15	0.08
	NR	13	RAADIK Andrus	EST	2	3	10	15	0.08
	NR	6	FRAZZONI Roberto	CHI	2	4	9	15	0.08
	NR	2	VAENPRADAB Montri	THA	2	4	8	14	0.08
	NR	4	LIASHCHYNSKAS Stasis	BLR	2	5	13	20	0.07
	NR	15	McMullin Alexander	AUS	2	5	10	17	0.07
	NR	5	LIZARRAGA Efrain Guadalupe	MEX	2	4	4	10	0.07
	NR	10	MIASHKOU Siarhei	BLR	2	2	2	6	0.07
	NR	14	JUMA ALTAHRI Abdulredha Ghanem Sula	UAE	1	7	13	21	0.06
	NR	7	CHOI Wai Kit	MAC	1	15	30	46	0.04
	NR	1	CHAN Kwong Kit	HKG	1	20	20	41	0.04
	NR	3	GIGER Reto	SUI	1	7	12	20	0.04
	NR	7	ORAV Oliver	EST	1	2	11	14	0.04
	NR	4	KESAPAN Nattapong	THA	1	3	8	12	0.04
	NR	14	FALCONE Gregory	USA	1	9	2	12	0.04
	NR	14	LEONG On Tek	MAC	1	4	6	11	0.04
	NR	2	SALINAS Rodrigo	CHI	1	3	6	10	0.04
	NR	4	WALZER Marc	SUI	1	3	6	10	0.04
	NR	1	TAMMEMAA Timo	EST	1	-	8	9	0.04
	NR	10	LAM Kwok Cheung	HKG	1	3	3	7	0.04
	NR	10	BELL Benjamin	AUS	1	8	12	21	0.03
	NR	20	MAROZAU Maksim	BLR	1	5	14	20	0.03
	NR	1	GRAHAM Beau	AUS	1	1	-	2	0.03
	NR	12	PIEPER Keaton	USA	-	13	23	36	0.00
	NR	4	LIEPINS Janis	LAT	-	12	11	23	0.00
	NR	17	O'LEARY James	USA	-	6	8	14	0.00
	NR	11	YUAN Huilong	CHN	-	3	10	13	0.00
	NR	2	CHAN Tung Ping	HKG	-	4	7	11	0.00
	NR	13	GOMEZ Felipe	CHI	-	2	8	10	0.00
	NR	1	GHAZWAN ALBADWAWI Saleh Hassan Kham	UAE	-	2	5	7	0.00
	NR	8	VARGAS OSORIO Daniel	MEX	-	-	5	5	0.00
	NR	8	YIK Chi Hin	HKG	-	3	2	5	0.00
	NR	15	SAMUILOVS Aleksandrs	LAT	-	3	2	5	0.00
	NR	10	LAVRENOVS Dmitrijs	LAT	-	2	2	4	0.00
	NR	16	JOHNSON Eric	USA	-	2	2	4	0.00
	NR	9	LEONG Kuan Kin	MAC	-	-	3	3	0.00




## Players Ranking by Skills

Рейтинг игроков по элементам

As of TUE 16 JUL 2013 at 21:27

### BEST DIGGERS

Non-Scoring Diggers		Rk	No	Name	Ctry	Digs	Faults	Receptions	Total Attempts	Avg by Set	
	NR	5	SALEM AL MAAMARI Mohamed Hamad Saou	UAE	-	2	1	3	0.00		
	NR	20	BRAWN Eric	USA	-	2	1	3	0.00		
	NR	5	WANG Yang	CHN	-	1	1	2	0.00		
	NR	5	TARAS Siarhei	BLR	-	-	1	1	0.00		
	NR	7	BARDACHOU Aliaksandr	BLR	-	-	1	1	0.00		
	NR	16	NAKPRASONG Teerasak	THA	-	-	1	1	0.00		
	NR	17	SALEM MATAR Ahmad Omar	UAE	-	-	1	1	0.00		
	NR	3	MORROW Christopher	AUS	-	1	-	1	0.00		
	NR	12	KANG Long	CHN	-	1	-	1	0.00		
	NR	1	JANSONS Martins	LAT	-	1	-	1	0.00		
	<b>Tournament Totals</b>						1426	2308	4312	8046	5.30



## Players Ranking by Skills

Рейтинг игроков по элементам

As of TUE 16 JUL 2013 at 21:27

### BEST SETTERS

Non-Scoring Set	Rk	No	Name	Ctry	Running Sets	Faults	Still Sets	Total Attempts	Avg by Set
	1	5	FUKATSU Hideomi	JPN	261	3	291	555	10.88
	2	6	HANIK Zdenek	CZE	257	5	263	525	10.71
	3	3	LOMACZ Grzegorz	POL	308	11	272	591	10.27
	4	6	LEE Mingyu	KOR	260	4	272	536	8.67
	5	3	STOROZHLOV Dmytro	UKR	167	8	180	355	7.26
	6	1	JERONYMO Fabiano	BRA	185	3	195	383	6.85
	7	9	BLANKENAU Jay Michael	CAN	176	2	193	371	6.77
	8	3	KOVALEV Dmitriy	RUS	150	2	129	281	5.56
	9	3	CRUVINEL Renato	BRA	113	2	108	223	4.19
	10	4	ANTIPKIN Sergey	RUS	99	-	74	173	3.67
	11	15	SANDERS Tyler James	CAN	82	2	84	168	3.15
	12	9	DMYTRIIEV Aleksandr	UKR	71	2	69	142	3.09
	13	3	KWAK Myoungwoo	KOR	61	-	58	119	2.03
	14	2	VACLAVIK Jan	CZE	19	-	18	37	0.79
	15	2	POPIK Kacper	POL	23	-	18	41	0.77
	16	3	KOGA Taichiro	JPN	15	-	51	66	0.63
	17	9	GOLUBEV Valentin	RUS	15	1	26	42	0.56
	18	6	PRYKHODKO Roman	UKR	8	-	31	39	0.35
	19	5	OH Jaeseong	KOR	10	1	18	29	0.33
	19	7	SOBEK Jakub	CZE	8	-	13	21	0.33
	21	12	VANBERKEL Lucas Joshua	CAN	8	-	7	15	0.31
	22	14	IERESHCHENKO Ian	UKR	7	-	14	21	0.30
	23	18	WOJTASZEK Damian	POL	7	2	27	36	0.23
	23	5	KLOS Karol	POL	7	1	21	29	0.23
	23	1	NIERODA Derek Grahame	CAN	6	1	18	25	0.23
	26	4	KLYAMAR Oleksiy	UKR	5	-	12	17	0.22
	26	15	ILINYKH Dmitry	RUS	6	-	7	13	0.22
	28	13	WIERZBOWSKI Krzysztof	POL	6	-	16	22	0.20
	28	11	SONG Myunggeun	KOR	6	-	14	20	0.20
	30	2	CHIJIKI Shunsuke	JPN	4	-	13	17	0.17
	30	3	PAJMA Tomas	CZE	4	-	9	13	0.17
	30	13	KULIHA Jan	CZE	4	-	5	9	0.17
	30	15	KIM Myeongjin	KOR	5	-	2	7	0.17
	30	4	SHIOTA Tatsuya	JPN	4	-	2	6	0.17
	35	8	BIRUYKOV Denis	RUS	4	-	11	15	0.15
	35	4	MCLEAN Braden David Bruce	CAN	4	-	10	14	0.15
	35	6	PERES Victor	BRA	4	-	9	13	0.15
	38	12	BOCIEK Grzegorz	POL	4	-	5	9	0.13
	39	10	MARSHALL Steven James Douglas	CAN	3	-	13	16	0.12
	40	7	HOSHINO Hidetomo	JPN	3	-	12	15	0.13
	40	11	SEDLAR Jan	CZE	3	2	8	13	0.13
	42	11	MORAES Gian	BRA	3	-	28	31	0.11
	42	5	SYCHEV Oleg	RUS	3	-	6	9	0.11
	42	17	ZHIGALOV Maksim	RUS	3	2	1	6	0.11
	42	10	MARKIN Alexandr	RUS	3	-	2	5	0.11
	46	4	WLODARCZYK Wojciech	POL	3	-	7	10	0.10
	46	9	JIN Seongtae	KOR	3	-	3	6	0.10
	46	10	NA Gyeongbok	KOR	3	-	1	4	0.10
	49	8	TUPCHII Andrii	UKR	2	-	2	4	0.09
	50	9	DEKITA Takashi	JPN	2	-	8	10	0.08
	50	4	KRBA Jan	CZE	2	-	6	8	0.08
	50	12	FORT Dominik	CZE	2	1	4	7	0.08
	50	3	HOWATSON Marc Andrew	CAN	2	-	2	4	0.08
	50	8	MLCUCJ Josef	CZE	2	-	2	4	0.08
	50	8	DEMAN Colton Gordon Gerard	CAN	2	-	1	3	0.08
	56	7	LIMA Lucas	BRA	2	2	4	8	0.07



## Players Ranking by Skills

Рейтинг игроков по элементам

As of TUE 16 JUL 2013 at 21:27

### BEST SETTERS

Non-Scoring Set	Rk	No	Name	Ctry	Running Sets	Faults	Still Sets	Total Attempts	Avg by Set
	56	8	SILVA Vivalde	BRA	2	-	4	6	0.07
	56	17	PARK Jinwoo	KOR	2	-	4	6	0.07
	56	18	KIM Kyumin	KOR	2	-	3	5	0.07
	56	1	VOLVICH Artem	RUS	2	-	3	5	0.07
	56	14	SHCHERBININ Dmitriy	RUS	2	-	3	5	0.07
	56	10	SILVA Alisson	BRA	2	1	2	5	0.07
	63	14	HOAG Christopher	CAN	1	-	12	13	0.04
	63	12	CIRQUERA Pablo	BRA	1	-	10	11	0.04
	63	2	HOAG Nicholas	CAN	1	1	9	11	0.04
	63	5	SILVA Petrus	BRA	1	1	6	8	0.04
	63	5	ZHUMATII Oleksandr	UKR	1	-	5	6	0.04
	63	6	JANSEN VANDOORN Daniel	CAN	1	-	4	5	0.04
	63	13	RIABUKHA Kostiantyn	UKR	1	-	4	5	0.04
	63	1	OZAWA Shoh	JPN	1	-	3	4	0.04
	63	1	PIUN Kyrlo	UKR	1	-	2	3	0.04
	63	6	WATANABE Sogo	JPN	1	-	1	2	0.04
	63	7	SHIPOTKO Denis	RUS	1	-	1	2	0.04
	63	10	YUSHKEVYCH Ruslan	UKR	1	-	1	2	0.04
	63	11	MOROZ Mykola	UKR	1	-	1	2	0.04
	63	7	SHORKIN Dmytro	UKR	1	-	1	2	0.04
	77	7	LEE Kangwon	KOR	1	-	4	5	0.03
	77	10	ZALINSKI Wosjiejch	POL	1	-	1	2	0.03
	77	7	HEBDA Milosz	POL	1	-	1	2	0.03
	80	11	ZAJDER Maciej	POL	-	1	10	11	0.00
	80	16	SIM Kyoung-Sub	KOR	-	-	7	7	0.00
	80	9	PINHEIRO Leonardo	BRA	-	-	6	6	0.00
	80	1	SONG Huichae	KOR	-	-	6	6	0.00
	80	15	FERENS Wojciech	POL	-	-	6	6	0.00
	80	5	VASICEK Jiri	CZE	-	-	3	3	0.00
	80	11	FUSHIMI Yamato	JPN	-	-	3	3	0.00
	80	12	YAMADA Shuzo	JPN	-	-	3	3	0.00
	80	4	SILVA Hugo	BRA	-	-	2	2	0.00
	80	8	RI Haku	JPN	-	-	2	2	0.00
	80	16	HAIN Piotr	POL	-	-	2	2	0.00
	80	2	SOARES Igor	BRA	-	-	1	1	0.00
	80	1	VACHOUSEK Stanislav	CZE	-	-	1	1	0.00
	80	9	KOLACEK Michal	CZE	-	-	1	1	0.00
	80	18	SAVIN Sergey	RUS	-	-	1	1	0.00
	NR	18	VASH Dzmityr	BLR	288	10	308	606	9.93
	NR	11	PETROVS Deniss	LAT	216	3	237	456	9.82
	NR	7	BARAJAS Jorge Alejandro	MEX	257	3	265	525	9.52
	NR	17	CHAROENSUK Saranchit	THA	230	3	185	418	9.20
	NR	12	PIEPER Keaton	USA	214	17	315	546	8.92
	NR	4	CACERES Carlos	CHI	209	6	179	394	8.36
	NR	8	NOLVAK Kusti	EST	169	5	153	327	6.50
	NR	14	SUKOCHEV Grigory	AUS	193	2	253	448	6.43
	NR	11	HAIDER ALMUTAWI Ahmad Sultan Salem	UAE	97	1	138	236	6.06
	NR	4	LAM Long Hei	HKG	154	6	188	348	5.70
	NR	17	WONG Chon Hang	MAC	114	7	204	325	4.96
	NR	2	KEEL Martti	EST	124	2	128	254	4.77
	NR	8	SUN Yubo	CHN	119	7	160	286	4.76
	NR	14	CARREL Julien	SUI	127	3	205	335	4.54
	NR	3	GIGER Reto	SUI	126	4	148	278	4.50
	NR	10	SUN Gongping	CHN	99	4	106	209	3.96
	NR	9	CHUNG Wai Sze	HKG	81	5	115	201	3.00
	NR	10	BELL Benjamin	AUS	75	-	88	163	2.50




## Players Ranking by Skills

Рейтинг игроков по элементам

As of TUE 16 JUL 2013 at 21:27

### BEST SETTERS

Non-Scoring Set	Rk	No	Name	Ctry	Running Sets	Faults	Still Sets	Total Attempts	Avg by Set
	NR	6	FRAZZONI Roberto	CHI	62	2	82	146	2.48
	NR	4	KESAPAN Nattapong	THA	61	-	33	94	2.44
	NR	4	MOHAMMAD AHLI Mohammad Juma Abdulla	UAE	32	2	58	92	2.00
	NR	5	LIZARRAGA Efrain Guadalupe	MEX	33	1	33	67	1.22
	NR	7	CHOI Wai Kit	MAC	18	1	53	72	0.78
	NR	11	PERRY Luke	AUS	19	2	44	65	0.63
	NR	11	ZABAROUSKI Stanislau	BLR	18	-	31	49	0.62
	NR	11	IEONG I Kit	MAC	11	1	24	36	0.48
	NR	10	TOONTUPTHAI Piyarat	THA	12	-	21	33	0.48
	NR	10	MEDINA David Raul	MEX	12	1	36	49	0.44
	NR	7	PAPAGALLO Felipe	CHI	11	-	23	34	0.44
	NR	15	SHAMAL I.ALMEMARI Mohammed Abdul Az	UAE	7	-	16	23	0.44
	NR	8	NIKOLAJEVs Sergejs	LAT	8	1	22	31	0.36
	NR	14	LEONG On Tek	MAC	8	-	23	31	0.35
	NR	4	CAO Hailun	CHN	8	2	24	34	0.32
	NR	15	VAUTIER Joris	SUI	8	-	21	29	0.29
	NR	5	PARRAGUIRRE Matias	CHI	7	-	13	20	0.28
	NR	3	PARRAGUIRRE Tomas	CHI	7	1	10	18	0.28
	NR	16	JARVEKULG Edgar	EST	7	-	22	29	0.27
	NR	9	APLEVICH Raman	BLR	7	1	19	27	0.24
	NR	1	RAKSAKAEW Jirayu	THA	6	-	3	9	0.24
	NR	1	JANSONS Martins	LAT	5	1	7	13	0.23
	NR	10	LAVRENOVS Dmitrijs	LAT	5	-	7	12	0.23
	NR	4	STAPLES Max	AUS	6	1	13	20	0.20
	NR	7	GHULAM ALMARZOOQI Amer Ghulam Hasan	UAE	3	-	4	7	0.19
	NR	7	BALDY-MOULINIER Nicolas Christoph	SUI	5	-	5	10	0.18
	NR	18	FERRY Nicholas	USA	4	-	25	29	0.17
	NR	1	RADZIUK Andrei	BLR	5	-	10	15	0.17
	NR	18	XU Xin	CHN	4	2	12	18	0.16
	NR	3	TABWISES Wanchai	THA	4	-	11	15	0.16
	NR	11	RILLING Alan	CHI	4	-	9	13	0.16
	NR	6	JUHKAMI Martti	EST	4	-	15	19	0.15
	NR	5	CHAN Alex Chi Wai	HKG	4	1	12	17	0.15
	NR	3	WONG Ho Kiu	HKG	4	1	10	15	0.15
	NR	12	KIVISILD Meelis	EST	4	-	9	13	0.15
	NR	11	SIU Cheong Hung	HKG	4	-	7	11	0.15
	NR	17	ENNEMUIST Siim	EST	4	1	4	9	0.15
	NR	18	CHANDON Yohan	SUI	4	-	3	7	0.14
	NR	6	ALI ALBLOOSHI Khamis Abdulla Ibrahi	UAE	2	4	14	20	0.13
	NR	2	VAENPRADAB Montri	THA	3	-	9	12	0.12
	NR	14	JUMA ALTAHRI Abdulredha Ghanem Sula	UAE	2	1	9	12	0.13
	NR	9	LOPEZ Cristobal	CHI	3	-	3	6	0.12
	NR	8	SAQROH ALDHUHOORI Hasan Yousif Ali	UAE	2	-	4	6	0.13
	NR	6	NG Kin Pong Jonathan	HKG	3	-	24	27	0.11
	NR	16	BRANDER Fabian	SUI	3	1	16	20	0.11
	NR	11	ORELLANA Nestor	MEX	3	1	14	18	0.11
	NR	11	BRUEHWILER Roman	SUI	3	-	12	15	0.11
	NR	1	VALDES Jesus	MEX	3	-	11	14	0.11
	NR	14	AGUILERA Tomas Alonso	MEX	3	-	8	11	0.11
	NR	4	WALZER Marc	SUI	3	-	4	7	0.11
	NR	8	VARGAS OSORIO Daniel	MEX	3	1	1	5	0.11
	NR	17	DOUGLAS-POWELL Thomas	AUS	3	1	9	13	0.10
	NR	2	GUYMER Jacob	AUS	3	1	2	6	0.10
	NR	4	LIEPINS Janis	LAT	2	-	9	11	0.09
	NR	14	ZAVOROTNIJS Andrejs	LAT	2	-	7	9	0.09
	NR	20	TIISAAR Mart	EST	2	-	5	7	0.08

Timing and Results provided by  TISSOT






## Players Ranking by Skills

Рейтинг игроков по элементам

As of TUE 16 JUL 2013 at 21:27

### BEST SETTERS

Non-Scoring Set	Rk	No	Name	Ctry	Running Sets	Faults	Still Sets	Total Attempts	Avg by Set
	NR	11	YUAN Huilong	CHN	2	1	4	7	0.08
	NR	1	TAMMEMAA Timo	EST	2	-	3	5	0.08
	NR	16	JOHNSON Eric	USA	2	-	3	5	0.08
	NR	3	LIN Bo	CHN	2	-	2	4	0.08
	NR	13	RAADIK Andrus	EST	2	-	-	2	0.08
	NR	13	CORDOVA ARVIZU Samuel	MEX	2	1	11	14	0.07
	NR	1	STEIGMEIER Sebastien	SUI	2	1	7	10	0.07
	NR	17	EHRAT Samuel	SUI	2	-	6	8	0.07
	NR	1	CHAN Kwong Kit	HKG	2	-	4	6	0.07
	NR	6	VORONKO Eriks	LAT	1	-	8	9	0.05
	NR	13	CINNE Vitalijs	LAT	1	-	7	8	0.05
	NR	9	TOCS Edgars	LAT	1	-	4	5	0.05
	NR	3	VISOCKIS Vladimirs	LAT	1	-	-	1	0.05
	NR	3	PELLETIER Michael	USA	1	-	10	11	0.04
	NR	2	LI Chenhao	CHN	1	1	7	9	0.04
	NR	9	SRI-UTTHAWONG Kittikun	THA	1	1	7	9	0.04
	NR	5	VEGA Luis	USA	1	1	7	9	0.04
	NR	4	WONG Wai Hei	MAC	1	-	7	8	0.04
	NR	12	LAM Lok Hang	MAC	1	1	6	8	0.04
	NR	12	HAENGGI Christoph	SUI	1	-	6	7	0.04
	NR	7	CHONG Kei Loi	HKG	1	-	5	6	0.04
	NR	14	SOMKANE Kitsada	THA	1	-	5	6	0.04
	NR	14	FALCONE Gregory	USA	1	2	3	6	0.04
	NR	1	TANG Pishengyu	CHN	1	-	4	5	0.04
	NR	1	PARRAGUIRRE Vicente	CHI	1	-	3	4	0.04
	NR	13	GOMEZ Felipe	CHI	1	-	3	4	0.04
	NR	15	KORESAAR Kardo	EST	1	-	3	4	0.04
	NR	13	CHIANG Sio Man	MAC	1	-	3	4	0.04
	NR	4	PETRIS Martin Gilberto	MEX	1	1	2	4	0.04
	NR	7	ORAV Oliver	EST	1	-	2	3	0.04
	NR	10	LAM Kwok Cheung	HKG	1	-	2	3	0.04
	NR	2	SALINAS Rodrigo	CHI	1	1	1	3	0.04
	NR	12	WU Lok Kan	HKG	1	-	1	2	0.04
	NR	9	LILLEY Ryan	USA	1	-	1	2	0.04
	NR	12	KANG Long	CHN	1	-	-	1	0.04
	NR	13	WALKER Samuel	AUS	1	-	12	13	0.03
	NR	1	GRAHAM Beau	AUS	1	-	7	8	0.03
	NR	3	CHARAPOVICH Viachaslau	BLR	1	-	5	6	0.03
	NR	20	MAROZAU Maksim	BLR	1	2	3	6	0.03
	NR	8	MILLERS Brad	AUS	1	-	2	3	0.03
	NR	5	KAN Chou Pui	MAC	-	1	11	12	0.00
	NR	1	GHAZWAN ALBADWAWI Saleh Hassan Kham	UAE	-	-	9	9	0.00
	NR	4	LIASHCHYNSKAS Stasis	BLR	-	1	7	8	0.00
	NR	9	WANG Xi	CHN	-	-	7	7	0.00
	NR	18	CHAN Ka Hei	MAC	-	-	7	7	0.00
	NR	17	O'LEARY James	USA	-	-	7	7	0.00
	NR	5	NILSAWAI Kissada	THA	-	2	5	7	0.00
	NR	17	AVDEJEVS Aleksandrs	LAT	-	-	5	5	0.00
	NR	3	CHAN Weng lo	MAC	-	-	5	5	0.00
	NR	3	TOVAR Eduardo	MEX	-	-	5	5	0.00
	NR	7	BARDACHOU Aliaksandr	BLR	-	1	4	5	0.00
	NR	10	ROSENBLATT Martti	EST	-	-	4	4	0.00
	NR	12	ARANZUBIA Rodolfo	MEX	-	1	3	4	0.00
	NR	5	WETZEL Elias	SUI	-	-	2	2	0.00
	NR	15	QUESENBERRY Ryan	USA	-	-	2	2	0.00
	NR	19	WOODS JR. Gregory	USA	-	-	2	2	0.00

Timing and Results provided by  TISSOT






## Players Ranking by Skills

Рейтинг игроков по элементам

As of TUE 16 JUL 2013 at 21:27

### BEST SETTERS

Non-Scoring Set	Rk	No	Name	Ctry	Running Sets	Faults	Still Sets	Total Attempts	Avg by Set
	NR	8	YIK Chi Hin	HKG	-	1	1	2	0.00
	NR	15	McMullin Alexander	AUS	-	-	1	1	0.00
	NR	2	RUSAK Evgeny	BLR	-	-	1	1	0.00
	NR	15	SAMUILOVS Aleksandrs	LAT	-	-	1	1	0.00
	NR	9	LEONG Kuan Kin	MAC	-	-	1	1	0.00
	NR	16	NAKPRASONG Teerasak	THA	-	-	1	1	0.00
	NR	17	SALEM MATAR Ahmad Omar	UAE	-	-	1	1	0.00
	<b>Tournament Totals</b>					5882	201	7392	13475



## Players Ranking by Skills

Рейтинг игроков по элементам

As of TUE 16 JUL 2013 at 21:27

### BEST RECEIVERS

Non-Scoring Receivers		Rk	No	Name	Ctry	Excellents	Faults	Serve Receptions	Total Attempts	Succ %	
		1	2	VACLAVIK Jan	CZE	89	4	48	141	63.12	
		2	11	MORAES Gian	BRA	74	5	48	127	58.27	
		3	12	CIRQUERA Pablo	BRA	71	4	48	123	57.72	
		4	10	MARSHALL Steven James Douglas	CAN	66	2	47	115	57.39	
		5	4	KLYAMAR Oleksiy	UKR	82	4	63	149	55.03	
		6	1	NIERODA Derek Grahame	CAN	61	5	51	117	52.14	
		7	9	GOLUBEV Valentin	RUS	72	10	60	142	50.70	
		8	5	OH Jaeseong	KOR	105	12	96	213	49.30	
		9	6	PERES Victor	BRA	60	10	62	132	45.45	
		10	3	KOGA Taichiro	JPN	57	10	71	138	41.30	
		11	13	WIERZBOWSKI Krzysztof	POL	66	11	87	164	40.24	
		12	6	PRYKHODKO Roman	UKR	41	3	60	104	39.42	
		13	7	HOSHINO Hidetomo	JPN	54	3	82	139	38.85	
		14	14	IERESHCHENKO Ian	UKR	46	2	84	132	34.85	
		15	13	KULIHA Jan	CZE	42	6	84	132	31.82	
		NR	11	PERRY Luke	AUS	87	12	59	158	55.06	
		NR	17	DOUGLAS-POWELL Thomas	AUS	106	16	78	200	53.00	
		NR	10	TOONTUPHAI Piyarat	THA	66	10	53	129	51.16	
		NR	1	VALDES Jesus	MEX	88	2	91	181	48.62	
		NR	11	ZABAROUSKI Stanislau	BLR	89	5	90	184	48.37	
		NR	10	MEDINA David Raul	MEX	81	11	79	171	47.37	
		NR	6	NG Kin Pong Jonathan	HKG	70	10	71	151	46.36	
		NR	11	SIU Cheong Hung	HKG	85	8	99	192	44.27	
		NR	5	VEGA Luis	USA	70	8	82	160	43.75	
		NR	9	APLEVICH Raman	BLR	65	2	83	150	43.33	
		NR	18	FERRY Nicholas	USA	63	13	71	147	42.86	
		NR	6	JUHKAMI Martti	EST	60	5	75	140	42.86	
		NR	7	PAPAGALLO Felipe	CHI	63	12	76	151	41.72	
		NR	14	JUMA ALTAHRI Abdulredha Ghanem Sula	UAE	37	4	54	95	38.95	
		NR	4	STAPLES Max	AUS	56	13	80	149	37.58	
		NR	18	XU Xin	CHN	46	18	59	123	37.40	
		NR	3	TABWISES Wanchai	THA	44	11	65	120	36.67	
		NR	5	PARRAGUIRRE Matias	CHI	62	7	104	173	35.84	
		NR	1	PARRAGUIRRE Vicente	CHI	46	8	77	131	35.11	
		NR	16	BRANDER Fabian	SUI	53	7	91	151	35.10	
		NR	6	VORONKO Eriks	LAT	46	4	87	137	33.58	
		NR	8	NIKOLAJEVs Sergejs	LAT	40	9	77	126	31.75	
		<b>Tournament Totals</b>					3967	598	5129	9694	40.92
		<b>Limit</b>									
		<b>25.00%</b>									



## Players Ranking by Skills

Рейтинг игроков по элементам

As of TUE 16 JUL 2013 at 21:27

### BEST LIBEROS

Non-Scoring Liberos	Rk	No	Name	Ctry	Excellents	Faults	In Play	Total Attempts	Avg by Set
	1	2	VACLAVIK Jan	CZE	119	29	86	234	4.96
	2	5	OH Jaeseong	KOR	142	41	157	340	4.73
	3	3	KOGA Taichiro	JPN	96	47	131	274	4.00
	4	11	MORAES Gian	BRA	107	30	108	245	3.96
	5	9	GOLUBEV Valentin	RUS	103	32	105	240	3.81
	6	1	NIERODA Derek Grahame	CAN	92	28	90	210	3.54
	7	18	WOJTASZEK Damian	POL	82	27	144	253	2.73
	8	6	PRYKHODKO Roman	UKR	62	33	91	186	2.70
	NR	10	MEDINA David Raul	MEX	109	46	133	288	4.04
	NR	11	PERRY Luke	AUS	120	43	124	287	4.00
	NR	11	ZABAROUSKI Stanislaw	BLR	113	35	147	295	3.90
	NR	10	TOONTUPHAI Piyarat	THA	89	41	93	223	3.56
	NR	18	FERRY Nicholas	USA	85	45	121	251	3.54
	NR	7	PAPAGALLO Felipe	CHI	79	34	126	239	3.16
	NR	8	NIKOLAJEVs Sergejs	LAT	65	35	112	212	2.95
	NR	6	NG Kin Pong Jonathan	HKG	75	36	98	209	2.78
	NR	18	XU Xin	CHN	62	37	93	192	2.48
	NR	15	VAUTIER Joris	SUI	67	36	83	186	2.39
	NR	16	JARVEKULG Edgar	EST	62	38	98	198	2.38
	NR	7	BALDY-MOULINIER Nicolas Christoph	SUI	51	8	50	109	1.82
	NR	18	CHAN Ka Hei	MAC	26	31	65	122	1.13
	NR	13	CHIANG Sio Man	MAC	22	6	24	52	0.96
	NR	9	LILLEY Ryan	USA	22	5	24	51	0.92
	NR	5	CHAN Alex Chi Wai	HKG	9	22	50	81	0.33
	NR	3	WONG Ho Kiu	HKG	9	20	17	46	0.33

#### NOTES

Only players whose teams advanced to the quarterfinals are ranked.


#### LEGEND

**Avg** Average  
**Succ%** Success %

**Eff%** Efficiency

**NR** Not Ranked

**Rk** Rank

Timing and Results provided by  **TISSOT**



## Medallists

Медалисты

GOLD	SILVER	BRONZE
<b>RUS - Russian Fed.</b> 1 VOLVICH Artem 3 KOVALEV Dmitriy 4 ANTIPKIN Sergey 5 SYCHEV Oleg 7 SHIPOTKO Denis 8 BIRUYKOV Denis (C) 9 GOLUBEV Valentin (L) 10 MARKIN Alexandr 14 SHCHERBININ Dmitriy 15 ILINYKH Dmitriy 17 ZHIGALOV Maksim 18 SAVIN Sergey	<b>POL - Poland</b> 2 POPIK Kacper 3 LOMACZ Grzegorz (C) 4 WLODARCZYK Wojciech 5 KLOS Karol 7 HEBDA Milosz 10 ZALINSKI Wosjciech 11 ZAJDER Maciej 12 BOCIEK Grzegorz 13 WIERZBOWSKI Krzysztof 15 FERENS Wojciech 16 HAIN Piotr 18 WOJTASZEK Damian (L)	<b>JPN - Japan</b> 1 OZAWA Shoh (C) 2 CHIJIKI Shunsuke 3 KOGA Taichiro (L) 4 SHIOTA Tatsuya 5 FUKATSU Hideomi 6 WATANABE Sogo 7 HOSHINO Hidetomo 8 RI Haku 9 DEKITA Takashi 10 MAEDA Issei 11 FUSHIMI Yamato 12 YAMADA Shuzo

### LEGEND

C Team Captain      L Libero Player



# Result Book

27th Summer Universiade in Kazan 2013



## Volleyball

Men's Preliminary Round Group A







Match No: 1

### Start List

Стартовый список

## HKG vs BLR

First Referee: Mousseau Malcolm Richard (CAN)

Second Referee: Luna Amezcua Jose Roberto (MEX)

### HKG - Hong Kg, China

No.	C/L	Name	Shirt Name	Height m / ft in	Weight kg / lbs	Highest Reach		Date of Birth	Tournament Totals					
						Spike cm	Block cm		Spike	Block	Serve	Total	%	
1		CHAN Kwong Kit	K. K. Chan	1.74/5'9"	62/137	305	285	26 NOV 1987						
2	C	CHAN Tung Ping	T. P. Chan	1.85/6'1"	78/172	320	310	5 JAN 1990						
3	L	WONG Ho Kiu	H. K. Wong	1.72/5'8"	67/148	315	310	4 SEP 1992						
4		LAM Long Hei	L. H. Lam	1.69/5'7"	65/143	285	280	7 NOV 1987						
5		CHAN Alex Chi Wai	A.C.W. Chan	1.95/6'5"	87/192	330	310	18 APR 1993						
6	L	NG Kin Pong Jonathan	K.P.J. Ng	1.68/5'6"	53/117	280	280	8 JUL 1987						
7		CHONG Kei Loi	K. L. Chong	1.86/6'1"	70/154	325	305	19 AUG 1988						
8		YIK Chi Hin	C. H. Yik	1.95/6'5"	87/192	325	310	26 AUG 1991						
9		CHUNG Wai Sze	W.S. Chung	1.86/6'1"	77/170	315	308	4 SEP 1991						
10		LAM Kwok Cheung	K.C. Lam	1.89/6'2"	70/154	320	315	20 DEC 1991						
11		SIU Cheong Hung	C.H. Siu	1.90/6'3"	88/194	320	310	26 JAN 1993						
12		WU Lok Kan	L.K. Wu	1.93/6'4"	76/168	325	315	22 JAN 1994						


Head Coach KIN TAT Chan

### BLR - Belarus

No.	C/L	Name	Shirt Name	Height m / ft in	Weight kg / lbs	Highest Reach		Date of Birth	Tournament Totals					
						Spike cm	Block cm		Spike	Block	Serve	Total	%	
1		RADZIUK Andrei	RADZIUK	1.92/6'4"	91/201	347	320	23 MAR 1990						
2		RUSAK Evgeny	RUSAK	1.99/6'6"	89/196	340	305	18 APR 1985						
3		CHARAPOVICH Viachaslau	CHARAPOVIC	1.95/6'5"	90/198	350	330	8 FEB 1992						
4		LIASHCHYNSKAS Stasis	LIASHCHYNSKAS	2.05/6'9"	82/181	350	335	16 APR 1991						
5		TARAS Sjarhei	TARAS	1.90/6'3"	85/187	355	340	7 FEB 1988						
7		BARDACHOU Aliaksandr	BARDACHOU	1.91/6'3"	73/161	342	330	25 MAY 1993						
8		KUKLINSKI Pavel	KUKLINSKI	1.94/6'4"	90/198	340	325	18 DEC 1989						
9	C	APLEVICH Raman	APLEVICH	1.85/6'1"	89/196	335	310	19 MAR 1986						
10		MIASHKOU Sjarhei	MIASHKOU	1.98/6'6"	98/216	345	325	15 NOV 1991						
11	L	ZABAROUSKI Stanislau	ZABAROUSKI	1.80/5'11"	78/172	335	310	4 JAN 1988						
18		VASH Dzmitry	VASH	1.93/6'4"	85/187	335	310	23 APR 1988						
20		MAROZAU Maksim	MAROZAU	2.04/6'8"	102/225	335	320	29 MAY 1989						

Head Coach Beksha Viktor

LEGEND	
%	Percent of total team scoring
C	Team Captain
L	Libero Player

Timing and Results provided by  TISSOT





Match No: 1

**Match Results**  
 Результат / Отчет о матче

Match Duration: 1h 15m  
 Attendance: 2700

**HKG vs BLR**  
 0 3

Teams	Sets	1	2	3	Total
HKG	0	17	21	10	48
BLR	3	25	25	25	75
	Playing Time	23m	24m	18m	1h 05m

First Referee: Sawula Lorne (CAN)

Second Referee: Koncnik Peter (SLO)

HKG - Hong Kg, China						
No	C/L	Name	1	2	3	Pts
1		Chan Kwong Kit	5	5	5	2
2	C	Chan Tung Ping	6	6	6	
3	L	Wong Ho Kiu			L	
4		Lam Long Hei	1	1	1	
5		Chan Alex Chi Wai	4	4	4	14
6	L	Ng Kin Pong Jonathan	L	L	L	
7		Chong Kei Loi	1	3	1	3
8		YIK Chi Hin	3	3	3	2
9		Chung Wai Sze			4	
10		Lam Kwok Cheung			2	
11		Siu Cheong Hung	2	2	2	5
12		Wu Lok Kan				
Head Coach		KIN TAT Chan				

BLR - Belarus						
No	C/L	Name	1	2	3	Pts
1		Radziuk Andrei	6	6	6	12
2		RUSAK Evgeny			9	1
3		Charapovich Viachaslau	5	5	5	13
4		Liashchynskas Stasis	4	4	4	9
5		Taras Sjarhei				
7		Bardachou Aliaksandr			18	
8		Kuklinski Pavel			1	1
9	C	Aplevich Raman	3	3	3	6
10		Miashkou Sjarhei			3	
11	L	Zabarouski Stanislau	L	L	L	1
18		Vash Dzmitry	2	2	2	5
20		Marozau Maksim	1	1	1	10
Head Coach		Beksha Viktor				

**TEAM AND PLAYER PERFORMANCES**

Won	Total Atts	No Name
20	71	<b>Total Team</b>
11	29	5 Chan Alex Chi Wai
4	13	11 Siu Cheong Hung
2	9	1 Chan Kwong Kit
3	29	<b>Total Team</b>
1	3	5 Chan Alex Chi Wai
1	3	11 Siu Cheong Hung
1	10	8 YIK Chi Hin
3	50	<b>Total Team</b>
2	7	5 Chan Alex Chi Wai
1	2	7 Chong Kei Loi
22		<b>Total Team</b>
48	150	<b>Total Team</b>
14	39	5 Chan Alex Chi Wai

Scoring Skills
<b>Spike</b>
<b>Block</b>
<b>Serve</b>
<b>Opp Error</b>
<b>Total</b>
<b>Best Scorer</b>
<b>Fastest Serve</b>

Won	Total Atts	No Name
40	84	<b>Total Team</b>
13	23	3 Charapovich Viachaslau
9	17	1 Radziuk Andrei
7	11	20 Marozau Maksim
10	36	<b>Total Team</b>
3	10	4 Liashchynskas Stasis
2	6	1 Radziuk Andrei
2	8	20 Marozau Maksim
8	73	<b>Total Team</b>
4	19	18 Vash Dzmitry
1	11	1 Radziuk Andrei
1	3	2 RUSAK Evgeny
17		<b>Total Team</b>
75	193	<b>Total Team</b>
13	35	3 Charapovich Viachaslau

LEGEND	
Atts	Attempts
L	Libero player
n	Starting line-up where n = starting position on court (i.e. positions 1 to 6)
Opp	Opponent
C	Team Captain
L	Substitute libero
nn	Substitute where nn = jersey number of out going player
Pts	Points scored

Timing and Results provided by TISSOT



Match No: 1

### Match Statistics

статистика

Match Duration: 1h 15m  
Attendance: 2700

HKG vs BLR  
0 3

Teams	Sets	1	2	3	Total
HKG	0	17	21	10	48
BLR	3	25	25	25	75
	Playing Time	23m	24m	18m	1h 05m

First Referee: Sawula Lorne (CAN)


Second Referee: Koncnik Peter (SLO)

### HKG - Hong Kg, China


Scoring Spike

Limit 15.00%

Rk	No	Name	Spikes	Faults	Shots	Total Attempts	Eff %
1	5	Chan Alex Chi Wai	11	7	11	29	13.79
	11	Siu Cheong Hung	4	5	4	13	
	1	Chan Kwong Kit	2	2	5	9	
	4	Lam Long Hei	-	2	4	6	
	8	YIK Chi Hin	1	2	3	6	
	7	Chong Kei Loi	2	3	-	5	
	2	Chan Tung Ping	-	-	2	2	
	10	Lam Kwok Cheung	-	1	-	1	
	3	Wong Ho Kiu	-	-	-	-	
	6	Ng Kin Pong Jonathan	-	-	-	-	
	9	Chung Wai Sze	-	-	-	-	
	12	Wu Lok Kan	-	-	-	-	
<b>Team Totals</b>			20	22	29	71	

Scoring Block


Rk	No	Name	Kill Blocks	Faults	Rebounds	Total Attempts	Avg by Set
1	8	YIK Chi Hin	1	4	5	10	0.33
1	5	Chan Alex Chi Wai	1	-	2	3	0.33
1	11	Siu Cheong Hung	1	1	1	3	0.33
4	4	Lam Long Hei	-	1	6	7	0.00
4	2	Chan Tung Ping	-	1	3	4	0.00
4	1	Chan Kwong Kit	-	1	1	2	0.00
	3	Wong Ho Kiu	-	-	-	-	
	6	Ng Kin Pong Jonathan	-	-	-	-	
	7	Chong Kei Loi	-	-	-	-	
	9	Chung Wai Sze	-	-	-	-	
	10	Lam Kwok Cheung	-	-	-	-	
	12	Wu Lok Kan	-	-	-	-	
<b>Team Totals</b>			3	8	18	29	1.00

Scoring Service


Rk	No	Name	Aces	Faults	Serve Hits	Total Attempts	Avg by Set
1	5	Chan Alex Chi Wai	2	1	4	7	0.67
2	7	Chong Kei Loi	1	-	1	2	0.33
3	4	Lam Long Hei	-	-	13	13	0.00
3	11	Siu Cheong Hung	-	1	8	9	0.00
3	2	Chan Tung Ping	-	-	6	6	0.00
3	8	YIK Chi Hin	-	1	5	6	0.00
3	1	Chan Kwong Kit	-	-	4	4	0.00
3	9	Chung Wai Sze	-	-	3	3	0.00
	3	Wong Ho Kiu	-	-	-	-	
	6	Ng Kin Pong Jonathan	-	-	-	-	
	10	Lam Kwok Cheung	-	-	-	-	
	12	Wu Lok Kan	-	-	-	-	
<b>Team Totals</b>			3	3	44	50	1.00

Team

Opponent Errors & Team Faults	22
-------------------------------	----

Timing and Results provided by  TISSOT



Match No: 1

### Match Statistics

статистика

Match Duration: 1h 15m  
Attendance: 2700


HKG vs BLR  
0 3

Teams	Sets	1	2	3	Total
HKG	0	17	21	10	48
BLR	3	25	25	25	75
	Playing Time	23m	24m	18m	1h 05m


First Referee: Sawula Lorne (CAN)

Second Referee: Koncnik Peter (SLO)

### HKG - Hong Kg, China

Non-Scoring Dig


Rk	No	Name	Digs	Faults	Receptions	Total Attempts	Avg by Set
1	6	Ng Kin Pong Jonathan	1	6	4	11	0.33
2	1	Chan Kwong Kit	-	9	4	13	0.00
2	11	Siu Cheong Hung	-	6	4	10	0.00
2	4	Lam Long Hei	-	4	5	9	0.00
2	5	Chan Alex Chi Wai	-	1	7	8	0.00
2	3	Wong Ho Kiu	-	1	1	2	0.00
2	2	Chan Tung Ping	-	-	1	1	0.00
	7	Chong Kei Loi	-	-	-	-	-
	8	YIK Chi Hin	-	-	-	-	-
	9	Chung Wai Sze	-	-	-	-	-
	10	Lam Kwok Cheung	-	-	-	-	-
	12	Wu Lok Kan	-	-	-	-	-
<b>Team Totals</b>			1	27	26	54	0.33

Non-Scoring Set


Rk	No	Name	Running Sets	Faults	Still Sets	Total Attempts	Avg by Set
1	4	Lam Long Hei	14	1	28	43	4.67
2	6	Ng Kin Pong Jonathan	2	-	4	6	0.67
3	1	Chan Kwong Kit	1	-	2	3	0.33
4	5	Chan Alex Chi Wai	-	-	2	2	0.00
4	9	Chung Wai Sze	-	-	1	1	0.00
	2	Chan Tung Ping	-	-	-	-	-
	3	Wong Ho Kiu	-	-	-	-	-
	7	Chong Kei Loi	-	-	-	-	-
	8	YIK Chi Hin	-	-	-	-	-
	10	Lam Kwok Cheung	-	-	-	-	-
	11	Siu Cheong Hung	-	-	-	-	-
	12	Wu Lok Kan	-	-	-	-	-
<b>Team Totals</b>			17	1	37	55	5.67

Non-Scoring Reception

<b>Limit</b> 25.00%

Rk	No	Name	Excellents	Faults	Serve Receptions	Total Attempts	Succ %
1	1	Chan Kwong Kit	5	-	10	15	33.33
2	11	Siu Cheong Hung	5	1	12	18	27.78
	6	Ng Kin Pong Jonathan	2	3	7	12	-
	4	Lam Long Hei	-	-	2	2	-
	3	Wong Ho Kiu	-	1	-	1	-
	7	Chong Kei Loi	-	1	-	1	-
	8	YIK Chi Hin	-	1	-	1	-
	2	Chan Tung Ping	-	-	-	-	-
	5	Chan Alex Chi Wai	-	-	-	-	-
	9	Chung Wai Sze	-	-	-	-	-
	10	Lam Kwok Cheung	-	-	-	-	-
	12	Wu Lok Kan	-	-	-	-	-
<b>Team Totals</b>			12	7	31	50	24.00



Match No: 1

### Match Statistics

статистика

Match Duration: 1h 15m  
Attendance: 2700

HKG vs BLR  
0 3

Teams	Sets	1	2	3	Total
HKG	0	17	21	10	48
BLR	3	25	25	25	75
	Playing Time	23m	24m	18m	1h 05m

First Referee: Sawula Lorne (CAN)


Second Referee: Koncnik Peter (SLO)

### BLR - Belarus


Scoring Spike

Limit 15.00%

Rk	No	Name	Spikes	Faults	Shots	Total Attempts	Eff %
1	20	Marozau Maksim	7	1	3	11	54.55
2	4	Liashchynskas Stasis	6	1	4	11	45.45
3	3	Charapovich Viachaslau	13	3	7	23	43.48
4	1	Radziuk Andrei	9	3	5	17	35.29
5	9	Aplevich Raman	3	1	9	13	15.38
	18	Vash Dzmitry	1	2	3	6	
	8	Kuklinski Pavel	-	-	1	1	
	10	Miashkou Siarhei	-	-	1	1	
	11	Zabarouski Stanislau	1	-	-	1	
	2	RUSAK Evgeny	-	-	-	-	
	5	Taras Siarhei	-	-	-	-	
	7	Bardachou Aliaksandr	-	-	-	-	
	11	Zabarouski Stanislau	-	-	-	-	
<b>Team Totals</b>			40	11	33	84	34.52

Scoring Block



Rk	No	Name	Kill Blocks	Faults	Rebounds	Total Attempts	Avg by Set
1	4	Liashchynskas Stasis	3	-	7	10	1.00
2	20	Marozau Maksim	2	3	3	8	0.67
2	1	Radziuk Andrei	2	2	2	6	0.67
2	9	Aplevich Raman	2	3	1	6	0.67
5	8	Kuklinski Pavel	1	-	-	1	0.33
6	18	Vash Dzmitry	-	1	1	2	0.00
6	3	Charapovich Viachaslau	-	2	-	2	0.00
6	10	Miashkou Siarhei	-	1	-	1	0.00
	2	RUSAK Evgeny	-	-	-	-	
	5	Taras Siarhei	-	-	-	-	
	7	Bardachou Aliaksandr	-	-	-	-	
	11	Zabarouski Stanislau	-	-	-	-	
<b>Team Totals</b>			10	12	14	36	3.33

Scoring Service


Rk	No	Name	Aces	Faults	Serve Hits	Total Attempts	Avg by Set
1	18	Vash Dzmitry	4	4	11	19	1.33
2	1	Radziuk Andrei	1	-	10	11	0.33
2	9	Aplevich Raman	1	-	9	10	0.33
2	20	Marozau Maksim	1	2	6	9	0.33
2	2	RUSAK Evgeny	1	-	2	3	0.33
6	4	Liashchynskas Stasis	-	3	8	11	0.00
6	3	Charapovich Viachaslau	-	3	7	10	0.00
	5	Taras Siarhei	-	-	-	-	
	7	Bardachou Aliaksandr	-	-	-	-	
	8	Kuklinski Pavel	-	-	-	-	
	10	Miashkou Siarhei	-	-	-	-	
	11	Zabarouski Stanislau	-	-	-	-	
<b>Team Totals</b>			8	12	53	73	2.67

Team

Opponent Errors & Team Faults	17	1
-------------------------------	----	---

Timing and Results provided by  TISSOT



Match No: 1

### Match Statistics

статистика

Match Duration: 1h 15m  
Attendance: 2700


HKG vs BLR  
0 3

Teams	Sets	1	2	3	Total
HKG	0	17	21	10	48
BLR	3	25	25	25	75
	Playing Time	23m	24m	18m	1h 05m

First Referee: Sawula Lorne (CAN)

Second Referee: Koncnik Peter (SLO)

### BLR - Belarus

Non-Scoring Dig


Rk	No	Name	Digs	Faults	Receptions	Total Attempts	Avg by Set
1	11	Zabaruski Stanislau	2	2	9	13	0.67
1	9	Aplevich Raman	2	2	2	6	0.67
3	3	Charapovich Viachaslau	-	-	6	6	0.00
3	1	Radziuk Andrei	-	2	3	5	0.00
3	18	Vash Dzmitry	-	-	4	4	0.00
3	20	Marozau Maksim	-	1	2	3	0.00
3	4	Liashchynskas Stasis	-	-	1	1	0.00
	2	RUSAK Evgeny	-	-	-	-	
	5	Taras Siarhei	-	-	-	-	
	7	Bardachou Aliaksandr	-	-	-	-	
	8	Kuklinski Pavel	-	-	-	-	
	10	Miashkou Siarhei	-	-	-	-	
<b>Team Totals</b>			4	7	27	38	1.33

Non-Scoring Set



Rk	No	Name	Running Sets	Faults	Still Sets	Total Attempts	Avg by Set
1	18	Vash Dzmitry	23	-	33	56	7.67
2	9	Aplevich Raman	2	-	2	4	0.67
2	1	Radziuk Andrei	2	-	-	2	0.67
2	11	Zabaruski Stanislau	2	-	-	2	0.67
5	4	Liashchynskas Stasis	-	-	2	2	0.00
5	2	RUSAK Evgeny	-	-	1	1	0.00
5	3	Charapovich Viachaslau	-	-	1	1	0.00
5	20	Marozau Maksim	-	1	-	1	0.00
	5	Taras Siarhei	-	-	-	-	
	7	Bardachou Aliaksandr	-	-	-	-	
	8	Kuklinski Pavel	-	-	-	-	
	10	Miashkou Siarhei	-	-	-	-	
<b>Team Totals</b>			29	1	39	69	9.67

Non-Scoring Reception

<b>Limit</b> 25.00%

Rk	No	Name	Excellents	Faults	Serve Receptions	Total Attempts	Succ %
1	9	Aplevich Raman	7	1	8	16	43.75
2	1	Radziuk Andrei	5	2	7	14	35.71
	11	Zabaruski Stanislau	5	-	5	10	
	4	Liashchynskas Stasis	2	-	-	2	
	8	Kuklinski Pavel	-	-	1	1	
	20	Marozau Maksim	-	-	1	1	
	2	RUSAK Evgeny	-	-	-	-	
	3	Charapovich Viachaslau	-	-	-	-	
	5	Taras Siarhei	-	-	-	-	
	7	Bardachou Aliaksandr	-	-	-	-	
	10	Miashkou Siarhei	-	-	-	-	
	18	Vash Dzmitry	-	-	-	-	
<b>Team Totals</b>			19	3	22	44	43.18

LEGEND Avg Average Eff% Efficiency Rk Rank Succ% Success %

Timing and Results provided by  TISSOT



Match No: 5

### Start List

Стартовый список

## USA vs EST


### USA - United States

No.	C/L	Name	Shirt Name	Height m / ft in	Weight kg / lbs	Highest Reach		Date of Birth	Tournament Totals					
						Spike cm	Block cm		Spike	Block	Serve	Total	%	
3		Pelletier Michael	PELLETIER	1.98/6'6"	93/205	340	315	15 SEP 1991						
5		Vega Luis	VEGA	1.83/6'0"	73/161	335	306	19 JUN 1994						
8		Mascoe Jason	MASCOE	1.88/6'2"	79/174	333	302	15 NOV 1993						
9	L	Lilley Ryan	LILLEY	1.81/5'11"	88/194	312	288	11 SEP 1992						
12	C	Pieper Keaton	PIEPER	1.93/6'4"	82/181	335	301	9 APR 1993						
14		Falcone Gregory	FALCONE	2.03/6'8"	97/214	345	319	8 MAR 1991						
15		Quesenberry Ryan	QUESENBERRY	1.98/6'6"	76/168	338	295	21 JUL 1992						
16		Johnson Eric	JOHNSON	1.89/6'2"	73/161	318	270	28 JUL 1994						
17		O'LEARY James	O'LEARY	1.98/6'6"	102/225	335	300	10 MAR 1992						
18	L	Ferry Nicholas	FERRY	1.83/6'0"	82/181	330	302	18 APR 1992						
19		Woods Jr. Gregory	WOODS	1.85/6'1"	84/185	335	298	31 OCT 1994						
20		Brawn Eric	BRAWN	1.90/6'3"	93/205	330	299	30 AUG 1994						
<b>Head Coach</b>			SULLIVAN Charlie			<b>Assistant Coach</b>			BURCH Kevin					

### EST - Estonia

No.	C/L	Name	Shirt Name	Height m / ft in	Weight kg / lbs	Highest Reach		Date of Birth	Tournament Totals					
						Spike cm	Block cm		Spike	Block	Serve	Total	%	
1		Tammemaa Timo	TAMMEMAA	2.00/6'7"	92/203	340	320	18 NOV 1991						
2		Keel Martti	KEEL	1.89/6'2"	86/190	310	295	30 JAN 1992						
6		Juhkami Martti	JUHKAMI	1.95/6'5"	91/201	335	315	6 JUN 1988						
7		Orav Oliver	ORAV	1.89/6'2"	77/170	330	300	31 AUG 1995						
8	C	Nolvak Kusti	NOLVAK	1.89/6'2"	83/183	322	315	6 NOV 1991						
10		Rosenblatt Martti	ROSENBLATT	1.98/6'6"	90/198	341	321	29 DEC 1987						
12		Kivisild Meelis	KIVISILD	1.99/6'6"	90/198	332	317	28 JUL 1990						
13		Raadik Andrus	RAADIK	1.96/6'5"	97/214	330	303	19 OCT 1986						
15		Koresaar Kardo	KORESAAR	2.00/6'7"	99/218	340	320	24 APR 1987						
16	L	Jarvekulg Edgar	JARVEKULG	1.84/6'0"	77/170	315	293	12 JUN 1988						
17		Ennemuist Siim	ENNEMUIST	1.97/6'6"	86/190	352	327	5 DEC 1989						
20		Tiisaar Mart	TIISAAR	2.04/6'8"	91/201	352	327	5 NOV 1991						
<b>Head Coach</b>			Keel Avo			<b>Assistant Coach</b>			Tiits Tarmo					

LEGEND	
%	Percent of total team scoring
C	Team Captain
L	Libero Player

Timing and Results provided by  TISSOT





Match No: 5

### Match Results

Результат / Отчет о матче

Match Duration: 1h 19m  
Attendance: 2400

**USA vs EST**  
0 3

Teams	Sets	1	2	3	Total
USA	0	22	17	18	57
EST	3	25	25	25	75
Playing Time		25m	24m	24m	1h 13m

First Referee:

Second Referee:

USA - United States								
No	C/L	Name	1	2	3	4	5	Pts
3		Pelletier Michael	4	1	1			5
5		Vega Luis	1	4	4			12
8		Mascoe Jason						
9	L	Lilley Ryan						
12	C	Pieper Keaton	6	3	3			2
14		Falcone Gregory	2	5	5			3
15		Quesenberry Ryan	3	6	6			8
16		Johnson Eric						
17		O'LEARY James	5	2	2			4
18	L	Ferry Nicholas	L	L	L			
19		Woods Jr. Gregory			3			
20		Brawn Eric		15	15			

EST - Estonia								
No	C/L	Name	1	2	3	4	5	Pts
1		Tammemaa Timo						
2		Keel Martti	6	6	6			5
6		Juhkami Martti	1	1	1			3
7		Orav Oliver		20	20			1
8	C	Nolvak Kusti		2	2			
10		Rosenblatt Martti			12			3
12		Kivisild Meelis	2	2	2			8
13		Raadik Andrus	4	4	6			9
15		Koresaar Kardo		13	4			1
16	L	Jarvekulg Edgar	L	L	L			
17		Ennemuist Siim	5	5	5			5
20		Tiisaar Mart	3	3	3			19

### TEAM AND PLAYER PERFORMANCES

Won	Total Atts	No Name
25	82	<b>Total Team</b>
10	22	5 Vega Luis
6	21	15 Quesenberry Ryan
4	8	17 O'LEARY James
7	42	<b>Total Team</b>
2	9	3 Pelletier Michael
2	4	5 Vega Luis
2	8	15 Quesenberry Ryan
2	59	<b>Total Team</b>
1	11	12 Pieper Keaton
1	9	3 Pelletier Michael
23		<b>Total Team</b>
57	183	<b>Total Team</b>
12	38	5 Vega Luis

Scoring Skills
<b>Spike</b>
<b>Block</b>
<b>Serve</b>
<b>Opp Error</b>
<b>Total</b>
<b>Best Scorer</b>

Won	Total Atts	No Name
43	93	<b>Total Team</b>
16	29	20 Tiisaar Mart
9	16	13 Raadik Andrus
5	8	12 Kivisild Meelis
5	33	<b>Total Team</b>
2	7	12 Kivisild Meelis
2	7	20 Tiisaar Mart
1	4	2 Keel Martti
6	73	<b>Total Team</b>
2	12	17 Ennemuist Siim
1	8	6 Juhkami Martti
1	11	20 Tiisaar Mart
21		<b>Total Team</b>
75	199	<b>Total Team</b>
19	47	20 Tiisaar Mart

LEGEND	
Atts	Attempts
L	Libero player
n	Starting line-up where n = starting position on court (i.e. positions 1 to 6)
Opp	Opponent
C	Team Captain
L	Substitute libero
nn	Substitute where nn = jersey number of out going player
Pts	Points scored

Timing and Results provided by TISSOT



Match No: 5

### Match Statistics

СТАТИСТИКА

Match Duration: 1h 19m  
Attendance: 2400

USA vs EST  
0 3

Teams	Sets	1	2	3	Total
USA	0	22	17	18	57
EST	3	25	25	25	75
Playing Time		25m	24m	24m	1h 13m

First Referee:


Second Referee:

### USA - United States


Scoring Spike

Limit 15.00%

Rk	No	Name	Spikes	Faults	Shots	Total Attempts	Eff %
1	5	Vega Luis	10	3	9	22	31.82
2	15	Quesenberry Ryan	6	4	11	21	9.52
	3	Pelletier Michael	2	6	8	16	
	14	Falcone Gregory	2	1	6	9	
	17	O'LEARY James	4	1	3	8	
	12	Pieper Keaton	1	1	1	3	
	18	Ferry Nicholas	-	-	1	1	
	19	Woods Jr. Gregory	-	-	1	1	
	20	Brawn Eric	-	-	1	1	
	8	Mascoe Jason	-	-	-	-	
	9	Lilley Ryan	-	-	-	-	
	16	Johnson Eric	-	-	-	-	
	16	Johnson Eric	-	-	-	-	
Team Totals			25	16	41	82	10.98

Scoring Block


Rk	No	Name	Kill Blocks	Faults	Rebounds	Total Attempts	Avg by Set
1	3	Pelletier Michael	2	2	5	9	0.67
1	15	Quesenberry Ryan	2	2	4	8	0.67
1	5	Vega Luis	2	1	1	4	0.67
4	14	Falcone Gregory	1	2	3	6	0.33
5	12	Pieper Keaton	-	4	5	9	0.00
5	17	O'LEARY James	-	5	1	6	0.00
	8	Mascoe Jason	-	-	-	-	
	9	Lilley Ryan	-	-	-	-	
	16	Johnson Eric	-	-	-	-	
	18	Ferry Nicholas	-	-	-	-	
	19	Woods Jr. Gregory	-	-	-	-	
	20	Brawn Eric	-	-	-	-	
Team Totals			7	16	19	42	2.33

Scoring Service


Rk	No	Name	Aces	Faults	Serve Hits	Total Attempts	Avg by Set
1	12	Pieper Keaton	1	1	9	11	0.33
1	3	Pelletier Michael	1	1	7	9	0.33
3	5	Vega Luis	-	3	9	12	0.00
3	17	O'LEARY James	-	2	9	11	0.00
3	15	Quesenberry Ryan	-	-	9	9	0.00
3	14	Falcone Gregory	-	1	5	6	0.00
3	20	Brawn Eric	-	-	1	1	0.00
	8	Mascoe Jason	-	-	-	-	
	9	Lilley Ryan	-	-	-	-	
	16	Johnson Eric	-	-	-	-	
	18	Ferry Nicholas	-	-	-	-	
	19	Woods Jr. Gregory	-	-	-	-	
Team Totals			2	8	49	59	0.67

Team

Opponent Errors & Team Faults	23
-------------------------------	----

Timing and Results provided by  TISSOT



Match No: 5

### Match Statistics

СТАТИСТИКА

Match Duration: 1h 19m  
Attendance: 2400


USA vs EST  
0 3

Teams	Sets	1	2	3	Total
USA	0	22	17	18	57
EST	3	25	25	25	75
Playing Time		25m	24m	24m	1h 13m


First Referee:

Second Referee:

### USA - United States

Non-Scoring Dig


Rk	No	Name	Digs	Faults	Receptions	Total Attempts	Avg by Set
1	15	Quesenberry Ryan	1	-	1	2	0.33
2	18	Ferry Nicholas	-	11	11	22	0.00
2	5	Vega Luis	-	7	5	12	0.00
2	3	Pelletier Michael	-	2	6	8	0.00
2	12	Pieper Keaton	-	2	3	5	0.00
2	14	Falcone Gregory	-	1	1	2	0.00
2	20	Brawn Eric	-	1	1	2	0.00
2	17	O'LEARY James	-	2	-	2	0.00
2	19	Woods Jr. Gregory	-	-	1	1	0.00
	8	Mascoe Jason	-	-	-	-	-
	9	Lilley Ryan	-	-	-	-	-
	16	Johnson Eric	-	-	-	-	-
<b>Team Totals</b>			1	26	29	56	0.33

Non-Scoring Set


Rk	No	Name	Running Sets	Faults	Still Sets	Total Attempts	Avg by Set
1	12	Pieper Keaton	20	2	36	58	6.67
2	18	Ferry Nicholas	-	-	7	7	0.00
2	3	Pelletier Michael	-	-	4	4	0.00
2	5	Vega Luis	-	-	1	1	0.00
2	14	Falcone Gregory	-	-	1	1	0.00
2	17	O'LEARY James	-	-	1	1	0.00
	8	Mascoe Jason	-	-	-	-	-
	9	Lilley Ryan	-	-	-	-	-
	15	Quesenberry Ryan	-	-	-	-	-
	16	Johnson Eric	-	-	-	-	-
	19	Woods Jr. Gregory	-	-	-	-	-
	20	Brawn Eric	-	-	-	-	-
<b>Team Totals</b>			20	2	50	72	6.67

Non-Scoring Reception

<b>Limit</b> 25.00%

Rk	No	Name	Excellents	Faults	Serve Receptions	Total Attempts	Succ %
1	5	Vega Luis	10	2	13	25	40.00
2	18	Ferry Nicholas	6	2	12	20	30.00
	3	Pelletier Michael	4	2	6	12	
	19	Woods Jr. Gregory	1	-	-	1	
	8	Mascoe Jason	-	-	-	-	
	9	Lilley Ryan	-	-	-	-	
	12	Pieper Keaton	-	-	-	-	
	14	Falcone Gregory	-	-	-	-	
	15	Quesenberry Ryan	-	-	-	-	
	16	Johnson Eric	-	-	-	-	
	17	O'LEARY James	-	-	-	-	
	20	Brawn Eric	-	-	-	-	
<b>Team Totals</b>			21	6	31	58	36.21



Match No: 5

### Match Statistics

СТАТИСТИКА

Match Duration: 1h 19m  
Attendance: 2400

USA vs EST  
0 3

Teams	Sets	1	2	3	Total
USA	0	22	17	18	57
EST	3	25	25	25	75
Playing Time		25m	24m	24m	1h 13m

First Referee:


Second Referee:

### EST - Estonia


Scoring Spike

Limit 15.00%

Rk	No	Name	Spikes	Faults	Shots	Total Attempts	Eff %
1	13	Raadik Andrus	9	3	4	16	37.50
2	20	Tiisaar Mart	16	8	5	29	27.59
	6	Juhkami Martti	2	3	13	18	
	12	Kivisild Meelis	5	-	3	8	
	17	Ennemuist Siim	3	-	5	8	
	2	Keel Martti	3	-	1	4	
	10	Rosenblatt Martti	3	-	-	3	
	15	Koresaar Kardo	1	-	2	3	
	7	Orav Oliver	1	1	1	3	
	16	Jarvekulg Edgar	-	-	1	1	
	1	Tammemaa Timo	-	-	-	-	
	8	Nolvak Kusti	-	-	-	-	
Team Totals			43	15	35	93	30.11

Scoring Block


Rk	No	Name	Kill Blocks	Faults	Rebounds	Total Attempts	Avg by Set
1	12	Kivisild Meelis	2	1	4	7	0.67
1	20	Tiisaar Mart	2	2	3	7	0.67
3	2	Keel Martti	1	2	1	4	0.33
4	17	Ennemuist Siim	-	2	7	9	0.00
4	13	Raadik Andrus	-	3	-	3	0.00
4	6	Juhkami Martti	-	1	1	2	0.00
4	15	Koresaar Kardo	-	1	-	1	0.00
	1	Tammemaa Timo	-	-	-	-	
	7	Orav Oliver	-	-	-	-	
	8	Nolvak Kusti	-	-	-	-	
	10	Rosenblatt Martti	-	-	-	-	
	16	Jarvekulg Edgar	-	-	-	-	
Team Totals			5	12	16	33	1.67

Scoring Service


Rk	No	Name	Aces	Faults	Serve Hits	Total Attempts	Avg by Set
1	17	Ennemuist Siim	2	-	10	12	0.67
2	20	Tiisaar Mart	1	2	8	11	0.33
2	12	Kivisild Meelis	1	2	6	9	0.33
2	6	Juhkami Martti	1	1	6	8	0.33
2	2	Keel Martti	1	3	4	8	0.33
6	13	Raadik Andrus	-	2	15	17	0.00
6	10	Rosenblatt Martti	-	1	3	4	0.00
6	15	Koresaar Kardo	-	-	3	3	0.00
6	7	Orav Oliver	-	1	-	1	0.00
	1	Tammemaa Timo	-	-	-	-	
	8	Nolvak Kusti	-	-	-	-	
	16	Jarvekulg Edgar	-	-	-	-	
Team Totals			6	12	55	73	2.00

Team

Opponent Errors & Team Faults	21
-------------------------------	----

Timing and Results provided by  TISSOT



Match No: 5

Match Statistics  
СТАТИСТИКА

Match Duration: 1h 19m  
Attendance: 2400


USA vs EST  
0 3

Teams	Sets	1	2	3	Total
USA	0	22	17	18	57
EST	3	25	25	25	75
Playing Time		25m	24m	24m	1h 13m


First Referee:

Second Referee:

EST - Estonia

Non-Scoring Dig


Rk	No	Name	Digs	Faults	Receptions	Total Attempts	Avg by Set
1	16	Jarvekulg Edgar	1	3	7	11	0.33
1	15	Koresaar Kardo	1	-	3	4	0.33
3	17	Ennemuist Siim	-	1	6	7	0.00
3	2	Keel Martti	-	2	5	7	0.00
3	13	Raadik Andrus	-	1	5	6	0.00
3	20	Tiisaar Mart	-	3	3	6	0.00
3	12	Kivisild Meelis	-	-	5	5	0.00
3	6	Juhkami Martti	-	2	2	4	0.00
3	8	Nolvak Kusti	-	1	-	1	0.00
	1	Tammemaa Timo	-	-	-	-	
	7	Orav Oliver	-	-	-	-	
	10	Rosenblatt Martti	-	-	-	-	
<b>Team Totals</b>			2	13	36	51	0.67

Non-Scoring Set


Rk	No	Name	Running Sets	Faults	Still Sets	Total Attempts	Avg by Set
1	2	Keel Martti	28	1	32	61	9.33
2	8	Nolvak Kusti	5	-	1	6	1.67
3	16	Jarvekulg Edgar	4	-	3	7	1.33
4	13	Raadik Andrus	1	-	-	1	0.33
5	12	Kivisild Meelis	-	-	2	2	0.00
5	15	Koresaar Kardo	-	-	1	1	0.00
5	20	Tiisaar Mart	-	-	1	1	0.00
5	17	Ennemuist Siim	-	1	-	1	0.00
	1	Tammemaa Timo	-	-	-	-	
	6	Juhkami Martti	-	-	-	-	
	7	Orav Oliver	-	-	-	-	
	10	Rosenblatt Martti	-	-	-	-	
<b>Team Totals</b>			38	2	40	80	12.67

Non-Scoring Reception

<b>Limit</b> 25.00%

Rk	No	Name	Excellents	Faults	Serve Receptions	Total Attempts	Succ %
1	6	Juhkami Martti	2	1	13	16	12.50
	15	Koresaar Kardo	4	-	8	12	
	13	Raadik Andrus	2	-	8	10	
	16	Jarvekulg Edgar	1	-	4	5	
	12	Kivisild Meelis	1	-	1	2	
	17	Ennemuist Siim	-	-	1	1	
	1	Tammemaa Timo	-	-	-	-	
	2	Keel Martti	-	-	-	-	
	7	Orav Oliver	-	-	-	-	
	8	Nolvak Kusti	-	-	-	-	
	10	Rosenblatt Martti	-	-	-	-	
	20	Tiisaar Mart	-	-	-	-	
<b>Team Totals</b>			10	1	35	46	21.74

LEGEND		Eff%		Rk		Succ%	
Avg	Average	Eff%	Efficiency	Rk	Rank	Succ%	Success %

Timing and Results provided by  TISSOT



Match No: 9

### Start List

Стартовый список

## RUS vs KOR

First Referee: Hosein Azad Khayyam (CAN)

Second Referee: Myredal Andreas (NOR)


### RUS - Russian Fed.

No.	C/L	Name	Shirt Name	Height m / ft in	Weight kg / lbs	Highest Reach		Date of Birth	Tournament Totals					
						Spike cm	Block cm		Spike	Block	Serve	Total	%	
1		Volvich Artem	Volvich	2.12/6'11"	105/231	360	320	22 JAN 1990						
3		Kovalev Dmitriy	Kovalev	1.98/6'6"	92/203	355	335	15 MAR 1991						
4		Antipkin Sergey	Antipkin	1.97/6'6"	83/183	330	310	28 MAR 1986						
5		Sychev Oleg	Sychev	2.10/6'11"	100/220	355	340	22 APR 1988						
7		Shipotko Denis	Shipotko	2.00/6'7"	95/209	340	310	28 FEB 1985						
8	C	Biruykov Denis	Biruykov	2.04/6'8"	93/205	355	330	8 DEC 1988						
9	L	Golubev Valentin	Golubev	1.86/6'1"	81/179	330	310	3 MAY 1992						
10		Markin Alexandr	Markin	1.97/6'6"	96/212	345	320	28 JUL 1990						
14		Shcherbinin Dmitriy	Shcherbinin	2.05/6'9"	100/220	348	330	10 SEP 1989						
15		Ilinykh Dmitry	Ilinykh	2.01/6'7"	91/201	351	331	31 JAN 1987						
17		Zhigalov Maksim	Zhigalov	2.03/6'8"	90/198	355	330	26 JUL 1989						
18		Savin Sergey	Savin	2.00/6'7"	94/207	357	340	7 OCT 1988						
<b>Head Coach</b>		SHLIAPNIKOV Sergei			<b>Assistant Coach</b>		KHROMENKOV Vladimir							

### KOR - Korea

No.	C/L	Name	Shirt Name	Height m / ft in	Weight kg / lbs	Highest Reach		Date of Birth	Tournament Totals					
						Spike cm	Block cm		Spike	Block	Serve	Total	%	
1		Song Huichae	SONG, HUI-CHAE	1.92/6'4"	84/185	330	315	29 APR 1992						
3		Kwak Myoungwoo	KWAK, MYOUNG-WOO	1.93/6'4"	75/165	330	316	8 APR 1991						
5	L	Oh Jaeseong	OH, JAE-SEONG	1.75/5'9"	62/137	300	285	2 APR 1992						
6		Lee Mingyu	LEE, MIN-GYU	1.94/6'4"	78/172	321	309	3 DEC 1992						
7	C	Lee Kangwon	LEE, KANG-WON	1.98/6'6"	91/201	334	320	5 MAY 1990						
9		Jin Seongtae	JIN, SEONG-TAE	1.99/6'6"	87/192	333	320	3 FEB 1993						
10		Na Gyeongbok	NA, GYEONG-BOK	1.99/6'6"	84/185	334	320	8 APR 1994						
11		Song Myunggeun	SONG, MYUNG-GEUN	1.97/6'6"	80/176	332	319	12 MAR 1993						
15		Kim Myeongjin	KIM, MYEONG-JIN	2.00/6'7"	80/176	334	322	27 MAR 1991						
16		Sim Kyoung-sub	SIM, KYOUNG-SUB	1.97/6'6"	88/194	330	319	28 AUG 1991						
17		Park Jinwoo	PARK, JIN-WOO	1.98/6'6"	78/172	332	322	18 MAR 1990						
18		Kim Kyumin	KIM, KYU-MIN	1.99/6'6"	92/203	331	319	28 DEC 1990						
<b>Head Coach</b>		KIM Chanho			<b>Assistant Coach</b>		LEE Dongyoub							

LEGEND	
%	Percent of total team scoring
C	Team Captain
L	Libero Player

Timing and Results provided by  TISSOT





Match No: 9

### Match Results

Результат / Отчет о матче

Match Duration: 1h 21m  
 Attendance: 2400

**RUS vs KOR**  
**3 0**

Teams	Sets	1	2	3	Total
RUS	3	25	25	25	75
KOR	0	21	16	20	57
Playing Time		25m	25m	26m	1h 16m

First Referee: Hosein Azad Khayyam (CAN)

Second Referee: Myredal Andreas (NOR)

RUS - Russian Fed.								
No	C/L	Name	1	2	3	4	5	Pts
1		Volvich Artem	5	5	5			5
3		Kovalev Dmitriy	14					
4		Antipkin Sergey	6	6	6			3
5		Sychev Oleg		2	2			4
7		Shipotko Denis		15	15			1
8	C	Biryukov Denis						
9	L	Golubev Valentin	L	L	L			
10		Markin Alexandr	4	4	4			11
14		Shcherbinin Dmitriy	2		1			4
15		Ilinykh Dmitry	1	1	1			6
17		Zhigalov Maksim	3	3	3			24
18		Savin Sergey						
Head Coach		SHLIAPNIKOV Sergei						
Assistant Coach		KHROMENKOV Vladimir						

KOR - Korea								
No	C/L	Name	1	2	3	4	5	Pts
1		Song Huichae	4	5				2
3		Kwak Myoungwoo	7					
5	L	Oh Jaeseong	L	L	L			
6		Lee Mingyu	6	1	6			2
7	C	Lee Kangwon	3	4	3			11
9		Jin Seongtae	5	6	5			3
10		Na Gyeongbok				16		4
11		Song Myunggeun	1	2	1			12
15		Kim Myeongjin	6					
16		Sim Kyoung-sub	1		4			
17		Park Jinwoo	2	3	2			3
18		Kim Kyumin				9		1
Head Coach		KIM Chanho						
Assistant Coach		LEE Dongyoub						

### TEAM AND PLAYER PERFORMANCES

Won	Total Atts	No Name	Scoring Skills	Won	Total Atts	No Name
41	64	<b>Total Team</b>	Spike	35	75	<b>Total Team</b>
17	25	17 Zhigalov Maksim		11	18	11 Song Myunggeun
9	17	10 Markin Alexandr		11	22	7 Lee Kangwon
6	10	15 Ilinykh Dmitry	Block	3	4	10 Na Gyeongbok
8	42	<b>Total Team</b>		1	30	<b>Total Team</b>
2	8	4 Antipkin Sergey	Serve	1	2	11 Song Myunggeun
2	8	10 Markin Alexandr		2	58	<b>Total Team</b>
1	10	1 Volvich Artem		1	9	6 Lee Mingyu
9	74	<b>Total Team</b>	1	4	10 Na Gyeongbok	
6	22	17 Zhigalov Maksim	Opp Error	19		<b>Total Team</b>
2	8	1 Volvich Artem		57	163	<b>Total Team</b>
1	12	4 Antipkin Sergey	Total	24	49	17 Zhigalov Maksim
17		<b>Total Team</b>		12	27	11 Song Myunggeun
75	180	<b>Total Team</b>	<b>Best Scorer</b>			

#### LEGEND

Atts Attempts  
 L Libero player  
 [n] Starting line-up where n = starting position on court (i.e. positions 1 to 6)  
 Opp Opponent

C Team Captain  
 [L] Substitute libero  
 [nn] Substitute where nn = jersey number of out going player  
 Pts Points scored

Timing and Results provided by  TISSOT



Match No: 9

### Match Statistics

СТАТИСТИКА

Match Duration: 1h 21m  
Attendance: 2400

RUS vs KOR  
3 0

Teams	Sets	1	2	3	Total
RUS	3	25	25	25	75
KOR	0	21	16	20	57
Playing Time		25m	25m	26m	1h 16m

First Referee: Hosein Azad Khayyam (CAN)


Second Referee: Myredal Andreas (NOR)

### RUS - Russian Fed.


Scoring Spike

Limit 15.00%

Rk	No	Name	Spikes	Faults	Shots	Total Attempts	Eff %
1	17	Zhigalov Maksim	17	2	6	25	60.00
2	15	Ilinykh Dmitry	6	1	3	10	50.00
3	10	Markin Alexandr	9	1	7	17	47.06
	5	Sychev Oleg	3	-	1	4	
	14	Shcherbinin Dmitriy	3	-	1	4	
	1	Volvich Artem	2	-	-	2	
	4	Antipkin Sergey	-	-	1	1	
	7	Shipotko Denis	1	-	-	1	
	3	Kovalev Dmitriy	-	-	-	-	
	8	Biruykov Denis	-	-	-	-	
	9	Golubev Valentin	-	-	-	-	
	18	Savin Sergey	-	-	-	-	
Team Totals			41	4	19	64	57.81

Scoring Block


Rk	No	Name	Kill Blocks	Faults	Rebounds	Total Attempts	Avg by Set
1	4	Antipkin Sergey	2	2	4	8	0.67
1	10	Markin Alexandr	2	4	2	8	0.67
3	1	Volvich Artem	1	2	7	10	0.33
3	14	Shcherbinin Dmitriy	1	3	2	6	0.33
3	5	Sychev Oleg	1	2	2	5	0.33
3	17	Zhigalov Maksim	1	1	-	2	0.33
7	15	Ilinykh Dmitry	-	2	1	3	0.00
	3	Kovalev Dmitriy	-	-	-	-	
	7	Shipotko Denis	-	-	-	-	
	8	Biruykov Denis	-	-	-	-	
	9	Golubev Valentin	-	-	-	-	
	18	Savin Sergey	-	-	-	-	
Team Totals			8	16	18	42	2.67

Scoring Service


Rk	No	Name	Aces	Faults	Serve Hits	Total Attempts	Avg by Set
1	17	Zhigalov Maksim	6	3	13	22	2.00
2	1	Volvich Artem	2	-	6	8	0.67
3	4	Antipkin Sergey	1	2	9	12	0.33
4	15	Ilinykh Dmitry	-	4	7	11	0.00
4	10	Markin Alexandr	-	3	6	9	0.00
4	5	Sychev Oleg	-	1	7	8	0.00
4	14	Shcherbinin Dmitriy	-	1	1	2	0.00
4	3	Kovalev Dmitriy	-	1	-	1	0.00
4	7	Shipotko Denis	-	1	-	1	0.00
	8	Biruykov Denis	-	-	-	-	
	9	Golubev Valentin	-	-	-	-	
	18	Savin Sergey	-	-	-	-	
Team Totals			9	16	49	74	3.00

Team

Opponent Errors & Team Faults	17
-------------------------------	----

Timing and Results provided by  TISSOT



Match No: 9

### Match Statistics

СТАТИСТИКА

Match Duration: 1h 21m  
Attendance: 2400


RUS vs KOR  
3 0

Teams	Sets	1	2	3	Total
RUS	3	25	25	25	75
KOR	0	21	16	20	57
	Playing Time	25m	25m	26m	1h 16m


First Referee: Hosein Azad Khayyam (CAN)

Second Referee: Myredal Andreas (NOR)

### RUS - Russian Fed.

Non-Scoring Dig


Rk	No	Name	Digs	Faults	Receptions	Total Attempts	Avg by Set
1	9	Golubev Valentin	2	3	7	12	0.67
2	17	Zhigalov Maksim	-	3	4	7	0.00
2	15	Ilinykh Dmitry	-	5	-	5	0.00
2	10	Markin Alexandr	-	2	1	3	0.00
2	7	Shipotko Denis	-	2	-	2	0.00
2	4	Antipkin Sergey	-	1	-	1	0.00
2	5	Sychev Oleg	-	1	-	1	0.00
2	14	Shcherbinin Dmitriy	-	1	-	1	0.00
	1	Volvich Artem	-	-	-	-	-
	3	Kovalev Dmitriy	-	-	-	-	-
	8	Biruykov Denis	-	-	-	-	-
	18	Savin Sergey	-	-	-	-	-
<b>Team Totals</b>			2	18	12	32	0.67

Non-Scoring Set


Rk	No	Name	Running Sets	Faults	Still Sets	Total Attempts	Avg by Set
1	4	Antipkin Sergey	33	-	17	50	11.00
2	9	Golubev Valentin	1	-	2	3	0.33
2	17	Zhigalov Maksim	1	-	-	1	0.33
	1	Volvich Artem	-	-	-	-	-
	3	Kovalev Dmitriy	-	-	-	-	-
	5	Sychev Oleg	-	-	-	-	-
	7	Shipotko Denis	-	-	-	-	-
	8	Biruykov Denis	-	-	-	-	-
	10	Markin Alexandr	-	-	-	-	-
	14	Shcherbinin Dmitriy	-	-	-	-	-
	15	Ilinykh Dmitry	-	-	-	-	-
	18	Savin Sergey	-	-	-	-	-
<b>Team Totals</b>			35		19	54	11.67

Non-Scoring Reception

<b>Limit</b> 25.00%

Rk	No	Name	Excellents	Faults	Serve Receptions	Total Attempts	Succ %
1	9	Golubev Valentin	6	1	5	12	50.00
2	10	Markin Alexandr	6	-	14	20	30.00
3	15	Ilinykh Dmitry	2	1	9	12	16.67
	7	Shipotko Denis	1	-	2	3	
	1	Volvich Artem	-	-	-	-	-
	3	Kovalev Dmitriy	-	-	-	-	-
	4	Antipkin Sergey	-	-	-	-	-
	5	Sychev Oleg	-	-	-	-	-
	8	Biruykov Denis	-	-	-	-	-
	14	Shcherbinin Dmitriy	-	-	-	-	-
	17	Zhigalov Maksim	-	-	-	-	-
	18	Savin Sergey	-	-	-	-	-
<b>Team Totals</b>			15	2	30	47	31.91



Match No: 9

Match Statistics  
СТАТИСТИКА

Match Duration: 1h 21m  
Attendance: 2400

RUS vs KOR  
3 0

Teams	Sets	1	2	3	Total
RUS	3	25	25	25	75
KOR	0	21	16	20	57
	Playing Time	25m	25m	26m	1h 16m

First Referee: Hosein Azad Khayyam (CAN)


Second Referee: Myredal Andreas (NOR)

KOR - Korea


Scoring Spike

Limit 15.00%

Rk	No	Name	Spikes	Faults	Shots	Total Attempts	Eff %
1	11	Song Myunggeun	11	3	4	18	44.44
2	7	Lee Kangwon	11	4	7	22	31.82
	1	Song Huichae	2	4	3	9	
	17	Park Jinwoo	3	-	4	7	
	9	Jin Seongtae	3	2	2	7	
	10	Na Gyeongbok	3	-	1	4	
	18	Kim Kyumin	1	1	1	3	
	16	Sim Kyoung-sub	-	2	1	3	
	6	Lee Mingyu	1	-	-	1	
	15	Kim Myeongjin	-	1	-	1	
	3	Kwak Myoungwoo	-	-	-	-	
	5	Oh Jaeseong	-	-	-	-	
	15	Kim Myeongjin	-	-	-	-	
Team Totals			35	17	23	75	24.00

Scoring Block


Rk	No	Name	Kill Blocks	Faults	Rebounds	Total Attempts	Avg by Set
1	11	Song Myunggeun	1	1	-	2	0.33
2	17	Park Jinwoo	-	7	1	8	0.00
2	9	Jin Seongtae	-	3	3	6	0.00
2	6	Lee Mingyu	-	4	1	5	0.00
2	7	Lee Kangwon	-	2	2	4	0.00
2	1	Song Huichae	-	3	-	3	0.00
2	16	Sim Kyoung-sub	-	-	1	1	0.00
2	18	Kim Kyumin	-	1	-	1	0.00
	3	Kwak Myoungwoo	-	-	-	-	
	5	Oh Jaeseong	-	-	-	-	
	10	Na Gyeongbok	-	-	-	-	
	15	Kim Myeongjin	-	-	-	-	
Team Totals			1	21	8	30	0.33

Scoring Service


Rk	No	Name	Aces	Faults	Serve Hits	Total Attempts	Avg by Set
1	6	Lee Mingyu	1	-	8	9	0.33
1	10	Na Gyeongbok	1	-	3	4	0.33
3	17	Park Jinwoo	-	1	12	13	0.00
3	7	Lee Kangwon	-	2	8	10	0.00
3	9	Jin Seongtae	-	2	5	7	0.00
3	11	Song Myunggeun	-	2	5	7	0.00
3	1	Song Huichae	-	1	5	6	0.00
3	16	Sim Kyoung-sub	-	-	1	1	0.00
3	18	Kim Kyumin	-	-	1	1	0.00
	3	Kwak Myoungwoo	-	-	-	-	
	5	Oh Jaeseong	-	-	-	-	
	15	Kim Myeongjin	-	-	-	-	
Team Totals			2	8	48	58	0.67

Team

Opponent Errors & Team Faults	19
-------------------------------	----

Timing and Results provided by  TISSOT



Match No: 9

### Match Statistics

СТАТИСТИКА

Match Duration: 1h 21m  
Attendance: 2400


RUS vs KOR  
3 0

Teams	Sets	1	2	3	Total
RUS	3	25	25	25	75
KOR	0	21	16	20	57
	Playing Time	25m	25m	26m	1h 16m

First Referee: Hosein Azad Khayyam (CAN)

Second Referee: Myredal Andreas (NOR)

### KOR - Korea

Non-Scoring Dig


Rk	No	Name	Digs	Faults	Receptions	Total Attempts	Avg by Set
1	5	Oh Jaeseong	-	5	3	8	0.00
1	6	Lee Mingyu	-	3	4	7	0.00
1	11	Song Myungeun	-	3	4	7	0.00
1	7	Lee Kangwon	-	4	1	5	0.00
1	17	Park Jinwoo	-	1	2	3	0.00
1	1	Song Huichae	-	3	-	3	0.00
1	16	Sim Kyoung-sub	-	-	2	2	0.00
1	9	Jin Seongtae	-	-	1	1	0.00
1	18	Kim Kyumin	-	-	1	1	0.00
	3	Kwak Myoungwoo	-	-	-	-	-
	10	Na Gyeongbok	-	-	-	-	-
	15	Kim Myeongjin	-	-	-	-	-
<b>Team Totals</b>				19	18	37	0.00

Non-Scoring Set


Rk	No	Name	Running Sets	Faults	Still Sets	Total Attempts	Avg by Set
1	6	Lee Mingyu	23	-	20	43	7.67
2	3	Kwak Myoungwoo	1	-	1	2	0.33
2	5	Oh Jaeseong	1	-	-	1	0.33
2	11	Song Myungeun	1	-	-	1	0.33
5	9	Jin Seongtae	-	-	1	1	0.00
5	17	Park Jinwoo	-	-	1	1	0.00
	1	Song Huichae	-	-	-	-	-
	7	Lee Kangwon	-	-	-	-	-
	10	Na Gyeongbok	-	-	-	-	-
	15	Kim Myeongjin	-	-	-	-	-
	16	Sim Kyoung-sub	-	-	-	-	-
	18	Kim Kyumin	-	-	-	-	-
<b>Team Totals</b>			26		23	49	8.67


Non-Scoring Reception

<b>Limit</b> 25.00%

Rk	No	Name	Excellents	Faults	Serve Receptions	Total Attempts	Succ %
1	5	Oh Jaeseong	13	3	11	27	48.15
2	1	Song Huichae	2	2	8	12	16.67
	11	Song Myungeun	3	2	5	10	
	10	Na Gyeongbok	2	2	-	4	
	16	Sim Kyoung-sub	1	-	1	2	
	6	Lee Mingyu	-	-	1	1	
	3	Kwak Myoungwoo	-	-	-	-	
	7	Lee Kangwon	-	-	-	-	
	9	Jin Seongtae	-	-	-	-	
	15	Kim Myeongjin	-	-	-	-	
	17	Park Jinwoo	-	-	-	-	
	18	Kim Kyumin	-	-	-	-	
<b>Team Totals</b>			21	9	26	56	37.50

LEGEND

Avg Average      Eff% Efficiency      Rk Rank      Succ% Success %

Timing and Results provided by  TISSOT



Match No: 12

### Start List

Стартовый список

## BLR vs USA

First Referee: WANNATAWEE Wichai (THA)

Second Referee: TSUKAMOTO Takeshi (JPN)

### BLR - Belarus

No.	C/L	Name	Shirt Name	Height m / ft in	Weight kg / lbs	Highest Reach		Date of Birth	Tournament Totals				
						Spike cm	Block cm		Spike	Block	Serve	Total	%
1		RADZIUK Andrei	RADZIUK	1.92/6'4"	91/201	347	320	23 MAR 1990	9	2	1	12	20.69
2		RUSAK Evgeny	RUSAK	1.99/6'6"	89/196	340	305	18 APR 1985			1	1	1.72
3		CHARAPOVICH Viachaslau	CHARAPOVIC	1.95/6'5"	90/198	350	330	8 FEB 1992	13			13	22.41
4		LIASHCHYNSKAS Stasis	LIASHCHYNSKAS	2.05/6'9"	82/181	350	335	16 APR 1991	6	3		9	15.52
5		TARAS Siarhei	TARAS	1.90/6'3"	85/187	355	340	7 FEB 1988					
7		BARDACHOU Aliaksandr	BARDACHOU	1.91/6'3"	73/161	342	330	25 MAY 1993					
8		KUKLINSKI Pavel	KUKLINSKI	1.94/6'4"	90/198	340	325	18 DEC 1989		1		1	1.72
9	C	APLEVICH Raman	APLEVICH	1.85/6'1"	89/196	335	310	19 MAR 1986	3	2	1	6	10.34
10		MIASHKOU Siarhei	MIASHKOU	1.98/6'6"	98/216	345	325	15 NOV 1991					
11	L	ZABAROUSKI Stanislau	ZABAROUSKI	1.80/5'11"	78/172	335	310	4 JAN 1988	1			1	1.72
18		VASH Dzmitry	VASH	1.93/6'4"	85/187	335	310	23 APR 1988	1		4	5	8.62
20		MAROZAU Maksim	MAROZAU	2.04/6'8"	102/225	335	320	29 MAY 1989	7	2	1	10	17.24

Head Coach BEKSHA Viktor

Results in this  
Universiade

Phase	Opponent	Sets	Points per Set
Preliminary	HKG	3 - 0	25-17, 25-21, 25-10

### USA - United States

No.	C/L	Name	Shirt Name	Height m / ft in	Weight kg / lbs	Highest Reach		Date of Birth	Tournament Totals				
						Spike cm	Block cm		Spike	Block	Serve	Total	%
3		PELLETIER Michael	PELLETIER	1.98/6'6"	93/205	340	315	15 SEP 1991	2	2	1	5	14.71
5		VEGA Luis	VEGA	1.83/6'0"	73/161	335	306	19 JUN 1994	10	2		12	35.29
8		MASCOE Jason	MASCOE	1.88/6'2"	79/174	333	302	15 NOV 1993					
9	L	LILLEY Ryan	LILLEY	1.81/5'11"	88/194	312	288	11 SEP 1992					
12	C	PIEPER Keaton	PIEPER	1.93/6'4"	82/181	335	301	9 APR 1993	1		1	2	5.88
14		FALCONE Gregory	FALCONE	2.03/6'8"	97/214	345	319	8 MAR 1991	2	1		3	8.82
15		QUESENBERRY Ryan	QUESENBERRY	1.98/6'6"	76/168	338	295	21 JUL 1992	6	2		8	23.53
16		JOHNSON Eric	JOHNSON	1.89/6'2"	73/161	318	270	28 JUL 1994					
17		O'LEARY James	O'LEARY	1.98/6'6"	102/225	335	300	10 MAR 1992	4			4	11.76
18	L	FERRY Nicholas	FERRY	1.83/6'0"	82/181	330	302	18 APR 1992					
19		WOODS JR. Gregory	WOODS	1.85/6'1"	84/185	335	298	31 OCT 1994					
20		BRAWN Eric	BRAWN	1.90/6'3"	93/205	330	299	30 AUG 1994					

Head Coach SULLIVAN Charlie


Assistant Coach BURCH Kevin

Results in this  
Universiade

Phase	Opponent	Sets	Points per Set
Preliminary	EST	0 - 3	22-25, 17-25, 18-25

#### LEGEND

% Percent of total team scoring World Championships  
 C Team Captain  
 L Libero Player

Timing and Results provided by  TISSOT





Match No: 12

**Match Results**  
 Результат / Отчет о матче

Match Duration: 1h 20m  
 Attendance: 800

**BLR vs USA**  
 3 0

Teams	Sets	1	2	3	Total
BLR	3	25	25	25	75
USA	0	18	15	20	53
<b>Playing Time</b>		23m	25m	26m	1h 14m

First Referee: WANNATAWEE Wichai (THA)

Second Referee: TSUKAMOTO Takeshi (JPN)

BLR - Belarus								
No	C/L	Name	1	2	3	4	5	Pts
1		RADZIUK Andrei	6	6	6			11
2		RUSAK Evgeny		9	9			
3		CHARAPOVICH Viachaslau	5	5	5			7
4		LIASHCHYNSKAS Stasis	4	4	4			8
5		TARAS Siarhei		20				
7		BARDACHOU Aliaksandr	18	18				1
8		KUKLINSKI Pavel	1	1	1			1
9	C	APLEVICH Raman	3	3	3			10
10		MIASHKOU Siarhei		3				1
11	L	ZABAROUSKI Stanislau	L	L	L			
18		VASH Dzmitry	2	2	2			4
20		MAROZAU Maksim	1	1	1			6
<b>Head Coach</b>		BEKSHA Viktor						

USA - United States								
No	C/L	Name	1	2	3	4	5	Pts
3		PELLETIER Michael	6	1	1			2
5		VEGA Luis	3	4	4			6
8		MASCOE Jason						
9	L	LILLEY Ryan						
12	C	PIEPER Keaton	2	3	3			1
14		FALCONE Gregory	4	5	5			11
15		QUESENBERRY Ryan		20	6			3
16		JOHNSON Eric			15			
17		O'LEARY James	1	2	2			9
18	L	FERRY Nicholas	L	L	L			
19		WOODS JR. Gregory		5				
20		BRAWN Eric	5	6				1
<b>Head Coach</b>		SULLIVAN Charlie						
<b>Assistant Coach</b>		BURCH Kevin						

**TEAM AND PLAYER PERFORMANCES**

Won	Total Atts	No Name	Scoring Skills	Won	Total Atts	No Name
<b>39</b>	<b>77</b>	<b>Total Team</b>		<b>29</b>	<b>74</b>	<b>Total Team</b>
11	23	1 RADZIUK Andrei	Spike	10	13	14 FALCONE Gregory
9	15	9 APLEVICH Raman		8	15	17 O'LEARY James
7	18	3 CHARAPOVICH Viachaslau		5	21	5 VEGA Luis
<b>7</b>	<b>37</b>	<b>Total Team</b>	Block	<b>4</b>	<b>39</b>	<b>Total Team</b>
3	5	18 VASH Dzmitry		1	8	3 PELLETIER Michael
2	12	4 LIASHCHYNSKAS Stasis		1	4	5 VEGA Luis
1	9	20 MAROZAU Maksim	1	13	14 FALCONE Gregory	
<b>3</b>	<b>73</b>	<b>Total Team</b>	Serve		<b>55</b>	<b>Total Team</b>
1	12	4 LIASHCHYNSKAS Stasis				
1	14	20 MAROZAU Maksim				
1	12	18 VASH Dzmitry				
<b>26</b>		<b>Total Team</b>	Opp Error	<b>20</b>		<b>Total Team</b>
<b>75</b>	<b>187</b>	<b>Total Team</b>		<b>Total</b>	<b>53</b>	<b>168</b>
<b>11</b>	<b>35</b>	<b>1 RADZIUK Andrei</b>	<b>Best Scorer</b>	<b>11</b>	<b>35</b>	<b>14 FALCONE Gregory</b>

**LEGEND**

Atts Attempts  
 L Libero player  
 [n] Starting line-up where n = starting position on court (i.e. positions 1 to 6)  
 Opp Opponent

C Team Captain  
 [L] Substitute libero  
 [nn] Substitute where nn = jersey number of out going player  
 Pts Points scored

Timing and Results provided by TISSOT



SUN 7 JUL 2013  
18:01  
19:21

Match No: 12

### Match Statistics

статистика

Match Duration: 1h 20m  
Attendance: 800

**BLR vs USA**  
3 0

Teams	Sets	1	2	3	Total
BLR	3	25	25	25	75
USA	0	18	15	20	53
Playing Time		23m	25m	26m	1h 14m

First Referee: WANNATAWEE Wichai (THA)


Second Referee: TSUKAMOTO Takeshi (JPN)

### BLR - Belarus


Scoring Spike

Limit 15.00%

Rk	No	Name	Spikes	Faults	Shots	Total Attempts	Eff %
1	9	APLEVICH Raman	9	2	4	15	46.67
2	1	RADZIUK Andrei	11	3	9	23	34.78
	3	CHARAPOVICH Viachaslau	7	7	4	18	
	20	MAROZAU Maksim	4	1	4	9	
	4	LIASHCHYNSKAS Stasis	5	-	-	5	
	10	MIASHKOU Siarhei	1	-	3	4	
	2	RUSAK Evgeny	-	-	1	1	
	7	BARDACHOU Aliaksandr	1	-	-	1	
	8	KUKLINSKI Pavel	1	-	-	1	
	5	TARAS Siarhei	-	-	-	-	
	11	ZABAROUSKI Stanislau	-	-	-	-	
	18	VASH Dzmitry	-	-	-	-	
Team Totals			39	13	25	77	33.77

Scoring Block


Rk	No	Name	Kill Blocks	Faults	Rebounds	Total Attempts	Avg by Set
1	18	VASH Dzmitry	3	2	-	5	1.00
2	4	LIASHCHYNSKAS Stasis	2	9	1	12	0.67
3	20	MAROZAU Maksim	1	5	3	9	0.33
3	9	APLEVICH Raman	1	3	-	4	0.33
5	3	CHARAPOVICH Viachaslau	-	-	3	3	0.00
5	5	TARAS Siarhei	-	1	1	2	0.00
5	1	RADZIUK Andrei	-	-	1	1	0.00
5	7	BARDACHOU Aliaksandr	-	-	1	1	0.00
	2	RUSAK Evgeny	-	-	-	-	
	8	KUKLINSKI Pavel	-	-	-	-	
	10	MIASHKOU Siarhei	-	-	-	-	
	11	ZABAROUSKI Stanislau	-	-	-	-	
Team Totals			7	20	10	37	2.33

Scoring Service


Rk	No	Name	Aces	Faults	Serve Hits	Total Attempts	Avg by Set
1	20	MAROZAU Maksim	1	2	11	14	0.33
1	4	LIASHCHYNSKAS Stasis	1	1	10	12	0.33
1	18	VASH Dzmitry	1	3	8	12	0.33
4	1	RADZIUK Andrei	-	-	11	11	0.00
4	9	APLEVICH Raman	-	1	10	11	0.00
4	3	CHARAPOVICH Viachaslau	-	1	5	6	0.00
4	8	KUKLINSKI Pavel	-	1	2	3	0.00
4	2	RUSAK Evgeny	-	-	1	1	0.00
4	5	TARAS Siarhei	-	-	1	1	0.00
4	7	BARDACHOU Aliaksandr	-	-	1	1	0.00
4	10	MIASHKOU Siarhei	-	-	1	1	0.00
	11	ZABAROUSKI Stanislau	-	-	-	-	
Team Totals			3	9	61	73	1.00

Team

Opponent Errors & Team Faults	26
-------------------------------	----

Timing and Results provided by  TISSOT



SUN 7 JUL 2013  
18:01  
19:21

Match No: 12

### Match Statistics

статистика

Match Duration: 1h 20m  
Attendance: 800


BLR vs USA  
3 0

Teams	Sets	1	2	3	Total
BLR	3	25	25	25	75
USA	0	18	15	20	53
Playing Time		23m	25m	26m	1h 14m


First Referee: WANNATAWEE Wichai (THA)

Second Referee: TSUKAMOTO Takeshi (JPN)

### BLR - Belarus

Non-Scoring Dig


Rk	No	Name	Digs	Faults	Receptions	Total Attempts	Avg by Set
1	11	ZABAROUSKI Stanislau	3	1	5	9	1.00
2	3	CHARAPOVICH Viachaslau	1	2	6	9	0.33
2	9	APLEVICH Raman	1	4	4	9	0.33
2	4	LIASHCHYNSKAS Stasis	1	-	3	4	0.33
5	1	RADZIUK Andrei	-	-	5	5	0.00
5	18	VASH Dzmityr	-	1	3	4	0.00
5	20	MAROZAU Maksim	-	-	2	2	0.00
5	5	TARAS Sjarhei	-	-	1	1	0.00
5	7	BARDACHOU Aliaksandr	-	-	1	1	0.00
5	10	MIASHKOU Sjarhei	-	-	1	1	0.00
	2	RUSAK Evgeny	-	-	-	-	
	8	KUKLINSKI Pavel	-	-	-	-	
<b>Team Totals</b>			6	8	31	45	2.00

Non-Scoring Set


Rk	No	Name	Running Sets	Faults	Still Sets	Total Attempts	Avg by Set
1	18	VASH Dzmityr	33	1	28	62	11.00
2	11	ZABAROUSKI Stanislau	2	-	-	2	0.67
3	3	CHARAPOVICH Viachaslau	1	-	-	1	0.33
4	9	APLEVICH Raman	-	-	5	5	0.00
4	7	BARDACHOU Aliaksandr	-	1	4	5	0.00
4	4	LIASHCHYNSKAS Stasis	-	-	1	1	0.00
4	20	MAROZAU Maksim	-	-	1	1	0.00
	1	RADZIUK Andrei	-	-	-	-	
	2	RUSAK Evgeny	-	-	-	-	
	5	TARAS Sjarhei	-	-	-	-	
	8	KUKLINSKI Pavel	-	-	-	-	
	10	MIASHKOU Sjarhei	-	-	-	-	
<b>Team Totals</b>			36	2	39	77	12.00

Non-Scoring Reception

<b>Limit</b> 25.00%

Rk	No	Name	Excellents	Faults	Serve Receptions	Total Attempts	Succ %
1	11	ZABAROUSKI Stanislau	9	-	6	15	60.00
2	9	APLEVICH Raman	7	-	12	19	36.84
	1	RADZIUK Andrei	4	-	1	5	
	8	KUKLINSKI Pavel	2	-	-	2	
	2	RUSAK Evgeny	1	-	-	1	
	3	CHARAPOVICH Viachaslau	-	-	-	-	
	4	LIASHCHYNSKAS Stasis	-	-	-	-	
	5	TARAS Sjarhei	-	-	-	-	
	7	BARDACHOU Aliaksandr	-	-	-	-	
	10	MIASHKOU Sjarhei	-	-	-	-	
	18	VASH Dzmityr	-	-	-	-	
	20	MAROZAU Maksim	-	-	-	-	
<b>Team Totals</b>			23		19	42	54.76

Timing and Results provided by  TISSOT



SUN 7 JUL 2013  
18:01  
19:21

Match No: 12

Match Statistics  
статистика

Match Duration: 1h 20m  
Attendance: 800

BLR vs USA  
3 0

Teams	Sets	1	2	3	Total
BLR	3	25	25	25	75
USA	0	18	15	20	53
	Playing Time	23m	25m	26m	1h 14m

First Referee: WANNATAWEE Wichai (THA)


Second Referee: TSUKAMOTO Takeshi (JPN)

USA - United States


Scoring Spike

Limit 15.00%

Rk	No	Name	Spikes	Faults	Shots	Total Attempts	Eff %
1	14	FALCONE Gregory	10	1	2	13	69.23
2	17	O'LEARY James	8	2	5	15	40.00
	3	PELLETIER Michael	1	3	8	12	
	5	VEGA Luis	5	9	7	21	
	15	QUESENBERRY Ryan	3	1	4	8	
	20	BRAWN Eric	1	1	1	3	
	12	PIEPER Keaton	1	-	-	1	
	19	WOODS JR. Gregory	-	-	1	1	
	8	MASCOE Jason	-	-	-	-	
	9	LILLEY Ryan	-	-	-	-	
	16	JOHNSON Eric	-	-	-	-	
	18	FERRY Nicholas	-	-	-	-	
<b>Team Totals</b>			29	17	28	74	16.22

Scoring Block



Rk	No	Name	Kill Blocks	Faults	Rebounds	Total Attempts	Avg by Set
1	14	FALCONE Gregory	1	9	3	13	0.33
1	3	PELLETIER Michael	1	1	6	8	0.33
1	17	O'LEARY James	1	4	-	5	0.33
1	5	VEGA Luis	1	1	2	4	0.33
5	12	PIEPER Keaton	-	3	3	6	0.00
5	15	QUESENBERRY Ryan	-	1	1	2	0.00
5	19	WOODS JR. Gregory	-	1	-	1	0.00
	8	MASCOE Jason	-	-	-	-	
	9	LILLEY Ryan	-	-	-	-	
	16	JOHNSON Eric	-	-	-	-	
	18	FERRY Nicholas	-	-	-	-	
	20	BRAWN Eric	-	-	-	-	
<b>Team Totals</b>			4	20	15	39	1.33

Scoring Service


Rk	No	Name	Aces	Faults	Serve Hits	Total Attempts	Avg by Set
1	17	O'LEARY James	-	-	11	11	0.00
1	3	PELLETIER Michael	-	1	9	10	0.00
1	12	PIEPER Keaton	-	1	9	10	0.00
1	5	VEGA Luis	-	3	6	9	0.00
1	14	FALCONE Gregory	-	4	5	9	0.00
1	15	QUESENBERRY Ryan	-	3	-	3	0.00
1	20	BRAWN Eric	-	1	1	2	0.00
1	16	JOHNSON Eric	-	-	1	1	0.00
	8	MASCOE Jason	-	-	-	-	
	9	LILLEY Ryan	-	-	-	-	
	18	FERRY Nicholas	-	-	-	-	
	19	WOODS JR. Gregory	-	-	-	-	
<b>Team Totals</b>				13	42	55	0.00

Team

Opponent Errors & Team Faults	20	1
-------------------------------	----	---

Timing and Results provided by  TISSOT



SUN 7 JUL 2013  
18:01  
19:21

Match No: 12

### Match Statistics

статистика

Match Duration: 1h 20m  
Attendance: 800


BLR vs USA  
3 0


Teams	Sets	1	2	3	Total
BLR	3	25	25	25	75
USA	0	18	15	20	53
Playing Time		23m	25m	26m	1h 14m


First Referee: WANNATAWEE Wichai (THA)

Second Referee: TSUKAMOTO Takeshi (JPN)


### USA - United States

Non-Scoring Dig	Rk	No	Name	Digs	Faults	Receptions	Total Attempts	Avg by Set
	1	3	PELLETIER Michael	3	3	6	12	1.00
	2	18	FERRY Nicholas	-	5	6	11	0.00
	2	5	VEGA Luis	-	4	5	9	0.00
	2	12	PIEPER Keaton	-	2	2	4	0.00
	2	14	FALCONE Gregory	-	1	1	2	0.00
	2	15	QUESENBERRY Ryan	-	1	1	2	0.00
	2	19	WOODS JR. Gregory	-	-	1	1	0.00
	2	17	O'LEARY James	-	1	-	1	0.00
		8	MASCOE Jason	-	-	-	-	-
		9	LILLEY Ryan	-	-	-	-	-
		16	JOHNSON Eric	-	-	-	-	-
		20	BRAWN Eric	-	-	-	-	-
<b>Team Totals</b>				3	17	22	42	1.00

Non-Scoring Set	Rk	No	Name	Running Sets	Faults	Still Sets	Total Attempts	Avg by Set
	1	12	PIEPER Keaton	26	1	39	66	8.67
	2	18	FERRY Nicholas	2	-	1	3	0.67
	3	14	FALCONE Gregory	-	1	1	2	0.00
	3	17	O'LEARY James	-	-	1	1	0.00
		3	PELLETIER Michael	-	-	-	-	-
		5	VEGA Luis	-	-	-	-	-
		8	MASCOE Jason	-	-	-	-	-
		9	LILLEY Ryan	-	-	-	-	-
		15	QUESENBERRY Ryan	-	-	-	-	-
		16	JOHNSON Eric	-	-	-	-	-
		19	WOODS JR. Gregory	-	-	-	-	-
		20	BRAWN Eric	-	-	-	-	-
<b>Team Totals</b>				28	2	42	72	9.33

Non-Scoring Reception	Rk	No	Name	Excellents	Faults	Serve Receptions	Total Attempts	Succ %
	1	5	VEGA Luis	8	-	9	17	47.06
	2	3	PELLETIER Michael	15	-	17	32	46.88
	3	18	FERRY Nicholas	4	3	5	12	33.33
		19	WOODS JR. Gregory	-	-	1	1	-
		8	MASCOE Jason	-	-	-	-	-
		9	LILLEY Ryan	-	-	-	-	-
		12	PIEPER Keaton	-	-	-	-	-
		14	FALCONE Gregory	-	-	-	-	-
		15	QUESENBERRY Ryan	-	-	-	-	-
		16	JOHNSON Eric	-	-	-	-	-
		17	O'LEARY James	-	-	-	-	-
		20	BRAWN Eric	-	-	-	-	-
<b>Team Totals</b>				27	3	32	62	43.55

LEGEND Avg Average Eff% Efficiency Rk Rank Succ% Success %

Timing and Results provided by  TISSOT





Match No: 16

### Start List

Стартовый список

## RUS vs HKG

First Referee: LUNA AMEZCUA Jose Roberto (MEX)

Second Referee: MOUSSEAU Malcolm Richard (CAN)

### RUS - Russian Fed.

No.	C/L	Name	Shirt Name	Height m / ft in	Weight kg / lbs	Highest Reach		Date of Birth	Tournament Totals				
						Spike cm	Block cm		Spike	Block	Serve	Total	%
1		VOLVICH Artem	Volvich	2.12/6'11"	105/231	360	320	22 JAN 1990	2	1	2	5	8.62
3		KOVALEV Dmitriy	Kovalev	1.98/6'6"	92/203	355	335	15 MAR 1991					
4		ANTIPKIN Sergey	Antipkin	1.97/6'6"	83/183	330	310	28 MAR 1986		2	1	3	5.17
5		SYCHEV Oleg	Sychev	2.10/6'11"	100/220	355	340	22 APR 1988	3	1		4	6.90
7		SHIPOTKO Denis	Shipotko	2.00/6'7"	95/209	340	310	28 FEB 1985	1			1	1.72
8	C	BIRUYKOV Denis	Biriukov	2.04/6'8"	93/205	355	330	8 DEC 1988					
9	L	GOLUBEV Valentin	Golubev	1.86/6'1"	81/179	330	310	3 MAY 1992					
10		MARKIN Alexandr	Markin	1.97/6'6"	96/212	345	320	28 JUL 1990	9	2		11	18.97
14		SHCHERBININ Dmitriy	Shcherbinin	2.05/6'9"	100/220	348	330	10 SEP 1989	3	1		4	6.90
15		ILINYKH Dmitry	Ilinykh	2.01/6'7"	91/201	351	331	31 JAN 1987	6			6	10.34
17		ZHIGALOV Maksim	Zhigalov	2.03/6'8"	90/198	355	330	26 JUL 1989	17	1	6	24	41.38
18		SAVIN Sergey	Savin	2.00/6'7"	94/207	357	340	7 OCT 1988					

Head Coach SHLIAPNIKOV Sergei

Assistant Coach KHROMENKOV Vladimir

Results in this Universiade	Phase	Opponent	Sets	Points per Set
	Preliminary	KOR	3 - 0	25-21, 25-16, 25-20

### HKG - Hong Kg, China

No.	C/L	Name	Shirt Name	Height m / ft in	Weight kg / lbs	Highest Reach		Date of Birth	Tournament Totals				
						Spike cm	Block cm		Spike	Block	Serve	Total	%
1		CHAN Kwong Kit	K. K. Chan	1.74/5'9"	62/137	305	285	26 NOV 1987	2			2	7.69
2	C	CHAN Tung Ping	T. P. Chan	1.85/6'1"	78/172	320	310	5 JAN 1990					
3	L	WONG Ho Kiu	H. K. Wong	1.72/5'8"	67/148	315	310	4 SEP 1992					
4		LAM Long Hei	L. H. Lam	1.69/5'7"	65/143	285	280	7 NOV 1987					
5		CHAN Alex Chi Wai	A.C.W. Chan	1.95/6'5"	87/192	330	310	18 APR 1993	11	1	2	14	53.85
6	L	NG Kin Pong Jonathan	K.P.J. Ng	1.68/5'6"	53/117	280	280	8 JUL 1987					
7		CHONG Kei Loi	K. L. Chong	1.86/6'1"	70/154	325	305	19 AUG 1988	2		1	3	11.54
8		YIK Chi Hin	C. H. Yik	1.95/6'5"	87/192	325	310	26 AUG 1991	1	1		2	7.69
9		CHUNG Wai Sze	W.S. Chung	1.86/6'1"	77/170	315	308	4 SEP 1991					
10		LAM Kwok Cheung	K.C. Lam	1.89/6'2"	70/154	320	315	20 DEC 1991					
11		SIU Cheong Hung	C.H. Siu	1.90/6'3"	88/194	320	310	26 JAN 1993	4	1		5	19.23
12		WU Lok Kan	L.K. Wu	1.93/6'4"	76/168	325	315	22 JAN 1994					

Head Coach KIN TAT Chan

Results in this Universiade	Phase	Opponent	Sets	Points per Set
	Preliminary	BLR	0 - 3	17-25, 21-25, 10-25

LEGEND	
%	Percent of total team scoring
C	Team Captain
L	Libero Player

Timing and Results provided by  TISSOT





Match No: 16

**Match Results**  
 Результат / Отчет о матче

Match Duration: 1h 18m  
 Attendance: 1700

**RUS vs HKG**  
 3 0

Teams	Sets	1	2	3	Total
RUS	3	26	25	25	76
HKG	0	24	12	15	51
Playing Time		27m	20m	22m	1h 09m

First Referee: LUNA AMEZCUA Jose Roberto (MEX)

Second Referee: MOUSSEAU Malcolm Richard (CAN)

RUS - Russian Fed.								
No	C/L	Name	1	2	3	4	5	Pts
1		VOLVICH Artem	5					1
3		KOVALEV Dmitry	17	6	6			9
4		ANTIPKIN Sergey	6					2
5		SYCHEV Oleg	2	2	2			7
7		SHIPOTKO Denis			15			1
8	C	BIRUYKOV Denis	4	4	4			9
9	L	GOLUBEV Valentin	L	L	L			
10		MARKIN Alexandr						
14		SHCHERBININ Dmitry		5	5			4
15		ILINYKH Dmitry	1	1	1			12
17		ZHIGALOV Maksim	3	3	3			12
18		SAVIN Sergey	4					2
Head Coach		SHLIAPNIKOV Sergei						
Assistant Coach		KHROMENKOV Vladimir						

HKG - Hong Kg, China								
No	C/L	Name	1	2	3	4	5	Pts
1		CHAN Kwong Kit	2	2	2			
2	C	CHAN Tung Ping	6	6	6			4
3	L	WONG Ho Kiu				L		
4		LAM Long Hei	1	1	1			
5		CHAN Alex Chi Wai	4	4	4			11
6	L	NG Kin Pong Jonathan	L	L	L			
7		CHONG Kei Loi	1	1	1			3
8		YIK Chi Hin	3	3	3			8
9		CHUNG Wai Sze		5	5			
10		LAM Kwok Cheung				2		2
11		SIU Cheong Hung	5	5	5			7
12		WU Lok Kan	4	4	4			
Head Coach		KIN TAT Chan						

**TEAM AND PLAYER PERFORMANCES**

Won	Total Atts	No Name	Scoring Skills	Won	Total Atts	No Name
39	68	<b>Total Team</b>		26	76	<b>Total Team</b>
10	16	15 ILINYKH Dmitry	Spike	11	28	5 CHAN Alex Chi Wai
9	16	8 BIRUYKOV Denis		6	13	11 SIU Cheong Hung
9	14	17 ZHIGALOV Maksim		3	5	8 YIK Chi Hin
14	49	<b>Total Team</b>	Block	4	30	<b>Total Team</b>
4	5	3 KOVALEV Dmitry		3	11	8 YIK Chi Hin
3	13	5 SYCHEV Oleg		1	5	7 CHONG Kei Loi
2	7	17 ZHIGALOV Maksim	Serve	5	51	<b>Total Team</b>
6	76	<b>Total Team</b>		2	8	8 YIK Chi Hin
3	11	3 KOVALEV Dmitry		1	9	2 CHAN Tung Ping
1	4	4 ANTIPKIN Sergey	Opp Error	1	8	11 SIU Cheong Hung
1	13	14 SHCHERBININ Dmitry		16		<b>Total Team</b>
17		<b>Total Team</b>		51	157	<b>Total Team</b>
76	193	<b>Total Team</b>	Total	11	36	5 CHAN Alex Chi Wai
12	30	15 ILINYKH Dmitry		Best Scorer		

**LEGEND**

Atts Attempts  
 L Libero player  
 [n] Starting line-up where n = starting position on court (i.e. positions 1 to 6)  
 Opp Opponent

C Team Captain  
 [L] Substitute libero  
 [nn] Substitute where nn = jersey number of out going player  
 Pts Points scored

Timing and Results provided by TISSOT



SUN 7 JUL 2013  
20:00  
21:18

Match No: 16

Match Statistics  
статистика

Match Duration: 1h 18m  
Attendance: 1700

RUS vs HKG  
3 0

Teams	Sets	1	2	3	Total
RUS	3	26	25	25	76
HKG	0	24	12	15	51
Playing Time		27m	20m		47m

First Referee: LUNA AMEZCUA Jose Roberto (MEX)


Second Referee: MOUSSEAU Malcolm Richard (CAN)

RUS - Russian Fed.


Scoring Spike

Limit 15.00%

Rk	No	Name	Spikes	Faults	Shots	Total Attempts	Eff %
1	17	ZHIGALOV Maksim	9	1	4	14	57.14
2	8	BIRUYKOV Denis	9	-	7	16	56.25
3	15	ILINYKH Dmitry	10	3	3	16	43.75
	5	SYCHEV Oleg	4	2	3	9	
	14	SHCHERBININ Dmitriy	3	1	2	6	
	3	KOVALEV Dmitriy	2	-	-	2	
	7	SHIPOTKO Denis	1	-	1	2	
	4	ANTIPKIN Sergey	-	-	1	1	
	18	SAVIN Sergey	1	-	-	1	
	1	VOLVICH Artem	-	1	-	1	
	9	GOLUBEV Valentin	-	-	-	-	
	10	MARKIN Alexandr	-	-	-	-	
Team Totals			39	8	21	68	45.59

Scoring Block



Rk	No	Name	Kill Blocks	Faults	Rebounds	Total Attempts	Avg by Set
1	3	KOVALEV Dmitriy	4	-	1	5	1.33
2	5	SYCHEV Oleg	3	4	6	13	1.00
3	17	ZHIGALOV Maksim	2	1	4	7	0.67
3	15	ILINYKH Dmitry	2	2	1	5	0.67
5	1	VOLVICH Artem	1	2	1	4	0.33
5	4	ANTIPKIN Sergey	1	1	1	3	0.33
5	18	SAVIN Sergey	1	-	-	1	0.33
8	14	SHCHERBININ Dmitriy	-	4	4	8	0.00
8	8	BIRUYKOV Denis	-	-	2	2	0.00
8	7	SHIPOTKO Denis	-	-	1	1	0.00
	9	GOLUBEV Valentin	-	-	-	-	
	10	MARKIN Alexandr	-	-	-	-	
Team Totals			14	14	21	49	4.67

Scoring Service


Rk	No	Name	Aces	Faults	Serve Hits	Total Attempts	Avg by Set
1	3	KOVALEV Dmitriy	3	2	6	11	1.00
2	14	SHCHERBININ Dmitriy	1	1	11	13	0.33
2	17	ZHIGALOV Maksim	1	3	8	12	0.33
2	4	ANTIPKIN Sergey	1	-	3	4	0.33
5	8	BIRUYKOV Denis	-	2	8	10	0.00
5	15	ILINYKH Dmitry	-	2	7	9	0.00
5	1	VOLVICH Artem	-	-	8	8	0.00
5	5	SYCHEV Oleg	-	1	7	8	0.00
5	18	SAVIN Sergey	-	-	1	1	0.00
	7	SHIPOTKO Denis	-	-	-	-	
	9	GOLUBEV Valentin	-	-	-	-	
	10	MARKIN Alexandr	-	-	-	-	
Team Totals			6	11	59	76	2.00

Team

Opponent Errors & Team Faults	17
-------------------------------	----

Timing and Results provided by  TISSOT



SUN 7 JUL 2013  
20:00  
21:18

Match No: 16

### Match Statistics

статистика

Match Duration: 1h 18m  
Attendance: 1700


RUS vs HKG  
3 0


Teams	Sets	1	2	3	Total
RUS	3	26	25	25	76
HKG	0	24	12	15	51
Playing Time		27m	20m		47m


First Referee: LUNA AMEZCUA Jose Roberto (MEX)


Second Referee: MOUSSEAU Malcolm Richard (CAN)

### RUS - Russian Fed.

Non-Scoring Dig	Rk	No	Name	Digs	Faults	Receptions	Total Attempts	Avg by Set	
	1	17	ZHIGALOV Maksim	2	5	5	12	0.67	
	1	9	GOLUBEV Valentin	2	3	4	9	0.67	
	3	15	ILINYKH Dmitry	1	2	1	4	0.33	
	4	4	ANTIPKIN Sergey	-	-	2	2	0.00	
	4	8	BIRUYKOV Denis	-	-	2	2	0.00	
	4	14	SHCHERBININ Dmitriy	-	-	2	2	0.00	
	4	5	SYCHEV Oleg	-	1	1	2	0.00	
	4	1	VOLVICH Artem	-	-	1	1	0.00	
	4	3	KOVALEV Dmitriy	-	1	-	1	0.00	
		7	SHIPOTKO Denis	-	-	-	-	-	
		10	MARKIN Alexandr	-	-	-	-	-	
		18	SAVIN Sergey	-	-	-	-	-	
	<b>Team Totals</b>				5	12	18	35	1.67

Non-Scoring Set	Rk	No	Name	Running Sets	Faults	Still Sets	Total Attempts	Avg by Set	
	1	3	KOVALEV Dmitriy	19	-	14	33	6.33	
	2	4	ANTIPKIN Sergey	10	-	5	15	3.33	
	3	8	BIRUYKOV Denis	2	-	1	3	0.67	
	4	9	GOLUBEV Valentin	1	-	3	4	0.33	
	4	14	SHCHERBININ Dmitriy	1	-	-	1	0.33	
	6	1	VOLVICH Artem	-	-	1	1	0.00	
		5	SYCHEV Oleg	-	-	-	-	-	
		7	SHIPOTKO Denis	-	-	-	-	-	
		10	MARKIN Alexandr	-	-	-	-	-	
		15	ILINYKH Dmitry	-	-	-	-	-	
		17	ZHIGALOV Maksim	-	-	-	-	-	
		18	SAVIN Sergey	-	-	-	-	-	
	<b>Team Totals</b>				33		24	57	11.00

Non-Scoring Reception	Rk	No	Name	Excellents	Faults	Serve Receptions	Total Attempts	Succ %	
	1	8	BIRUYKOV Denis	9	-	5	14	64.29	
	2	15	ILINYKH Dmitry	9	3	4	16	56.25	
	3	9	GOLUBEV Valentin	5	2	5	12	41.67	
		7	SHIPOTKO Denis	2	-	1	3		
		1	VOLVICH Artem	-	-	-	-		
		3	KOVALEV Dmitriy	-	-	-	-		
		4	ANTIPKIN Sergey	-	-	-	-		
		5	SYCHEV Oleg	-	-	-	-		
		10	MARKIN Alexandr	-	-	-	-		
		14	SHCHERBININ Dmitriy	-	-	-	-		
		17	ZHIGALOV Maksim	-	-	-	-		
		18	SAVIN Sergey	-	-	-	-		
	<b>Limit</b>								
	<b>25.00%</b>				25	5	15	45	55.56
	<b>Team Totals</b>								

Timing and Results provided by  TISSOT



SUN 7 JUL 2013  
20:00  
21:18

Match No: 16

### Match Statistics

статистика

Match Duration: 1h 18m  
Attendance: 1700

RUS vs HKG  
3 0

Teams	Sets	1	2	3	Total
RUS	3	26	25	25	76
HKG	0	24	12	15	51
Playing Time		27m	20m		47m

First Referee: LUNA AMEZCUA Jose Roberto (MEX)


Second Referee: MOUSSEAU Malcolm Richard (CAN)

### HKG - Hong Kg, China


Scoring Spike

Limit 15.00%

Rk	No	Name	Spikes	Faults	Shots	Total Attempts	Eff %
1	11	SIU Cheong Hung	6	4	3	13	15.38
2	5	CHAN Alex Chi Wai	11	7	10	28	14.29
	2	CHAN Tung Ping	3	4	4	11	
	7	CHONG Kei Loi	2	4	4	10	
	8	YIK Chi Hin	3	1	1	5	
	1	CHAN Kwong Kit	-	3	2	5	
	10	LAM Kwok Cheung	1	1	1	3	
	12	WU Lok Kan	-	-	1	1	
	3	WONG Ho Kiu	-	-	-	-	
	4	LAM Long Hei	-	-	-	-	
	6	NG Kin Pong Jonathan	-	-	-	-	
	9	CHUNG Wai Sze	-	-	-	-	
<b>Team Totals</b>			26	24	26	76	2.63

Scoring Block



Rk	No	Name	Kill Blocks	Faults	Rebounds	Total Attempts	Avg by Set
1	8	YIK Chi Hin	3	7	1	11	1.00
2	7	CHONG Kei Loi	1	2	2	5	0.33
3	2	CHAN Tung Ping	-	4	-	4	0.00
3	11	SIU Cheong Hung	-	2	1	3	0.00
3	4	LAM Long Hei	-	1	1	2	0.00
3	1	CHAN Kwong Kit	-	2	-	2	0.00
3	5	CHAN Alex Chi Wai	-	2	-	2	0.00
3	10	LAM Kwok Cheung	-	-	1	1	0.00
	3	WONG Ho Kiu	-	-	-	-	
	6	NG Kin Pong Jonathan	-	-	-	-	
	9	CHUNG Wai Sze	-	-	-	-	
	12	WU Lok Kan	-	-	-	-	
<b>Team Totals</b>			4	20	6	30	1.33

Scoring Service


Rk	No	Name	Aces	Faults	Serve Hits	Total Attempts	Avg by Set
1	8	YIK Chi Hin	2	-	6	8	0.67
2	2	CHAN Tung Ping	1	-	8	9	0.33
2	11	SIU Cheong Hung	1	1	6	8	0.33
2	10	LAM Kwok Cheung	1	1	2	4	0.33
5	4	LAM Long Hei	-	-	6	6	0.00
5	1	CHAN Kwong Kit	-	1	5	6	0.00
5	5	CHAN Alex Chi Wai	-	3	3	6	0.00
5	7	CHONG Kei Loi	-	-	2	2	0.00
5	9	CHUNG Wai Sze	-	-	2	2	0.00
	3	WONG Ho Kiu	-	-	-	-	
	6	NG Kin Pong Jonathan	-	-	-	-	
	12	WU Lok Kan	-	-	-	-	
<b>Team Totals</b>			5	6	40	51	1.67

Team

Opponent Errors & Team Faults	16
-------------------------------	----

Timing and Results provided by  TISSOT



SUN 7 JUL 2013  
20:00  
21:18

Match No: 16

### Match Statistics

статистика

Match Duration: 1h 18m  
Attendance: 1700


RUS vs HKG  
3 0


Teams	Sets	1	2	3	Total
RUS	3	26	25	25	76
HKG	0	24	12	15	51
Playing Time		27m	20m		47m


First Referee: LUNA AMEZCUA Jose Roberto (MEX)

Second Referee: MOUSSEAU Malcolm Richard (CAN)


### HKG - Hong Kg, China

Non-Scoring Dig	Rk	No	Name	Digs	Faults	Receptions	Total Attempts	Avg by Set
	1	11	SIU Cheong Hung	2	5	6	13	0.67
	2	6	NG Kin Pong Jonathan	-	3	5	8	0.00
	2	1	CHAN Kwong Kit	-	2	3	5	0.00
	2	5	CHAN Alex Chi Wai	-	2	3	5	0.00
	2	4	LAM Long Hei	-	3	2	5	0.00
	2	7	CHONG Kei Loi	-	-	2	2	0.00
	2	9	CHUNG Wai Sze	-	1	-	1	0.00
		2	CHAN Tung Ping	-	-	-	-	-
		3	WONG Ho Kiu	-	-	-	-	-
		8	YIK Chi Hin	-	-	-	-	-
		10	LAM Kwok Cheung	-	-	-	-	-
		12	WU Lok Kan	-	-	-	-	-
<b>Team Totals</b>				2	16	21	39	0.67

Non-Scoring Set	Rk	No	Name	Running Sets	Faults	Still Sets	Total Attempts	Avg by Set
	1	4	LAM Long Hei	20	-	32	52	6.67
	2	9	CHUNG Wai Sze	1	-	5	6	0.33
	2	11	SIU Cheong Hung	1	-	1	2	0.33
	4	6	NG Kin Pong Jonathan	-	-	4	4	0.00
		1	CHAN Kwong Kit	-	-	-	-	-
		2	CHAN Tung Ping	-	-	-	-	-
		3	WONG Ho Kiu	-	-	-	-	-
		5	CHAN Alex Chi Wai	-	-	-	-	-
		7	CHONG Kei Loi	-	-	-	-	-
		8	YIK Chi Hin	-	-	-	-	-
		10	LAM Kwok Cheung	-	-	-	-	-
		12	WU Lok Kan	-	-	-	-	-
<b>Team Totals</b>				22		42	64	7.33

Non-Scoring Reception	Rk	No	Name	Excellents	Faults	Serve Receptions	Total Attempts	Succ %
	1	6	NG Kin Pong Jonathan	8	1	5	14	57.14
	2	11	SIU Cheong Hung	14	3	16	33	42.42
		1	CHAN Kwong Kit	4	1	4	9	
		4	LAM Long Hei	-	-	1	1	
		7	CHONG Kei Loi	-	-	1	1	
		2	CHAN Tung Ping	-	-	-	-	
		3	WONG Ho Kiu	-	-	-	-	
		5	CHAN Alex Chi Wai	-	-	-	-	
		8	YIK Chi Hin	-	-	-	-	
		9	CHUNG Wai Sze	-	-	-	-	
		10	LAM Kwok Cheung	-	-	-	-	
		12	WU Lok Kan	-	-	-	-	
<b>Team Totals</b>				26	5	27	58	44.83

LEGEND		Eff%		Rk		Succ%	
Avg	Average	Eff%	Efficiency	Rk	Rank	Succ%	Success %

Timing and Results provided by  TISSOT





Match No: 17

**Start List**

Стартовый список

**REVISED**  
7 JUL 20:01

**KOR vs EST**

First Referee: ZHANG Xin (CHN)

Second Referee: SIKANJIC Aleksander (SLO)

**KOR - Korea**

No.	C/L	Name	Shirt Name	Height m / ft in	Weight kg / lbs	Highest Reach		Date of Birth	Tournament Totals				
						Spike cm	Block cm		Spike	Block	Serve	Total	%
1		SONG Huichae	SONG, HUI-CHAE	1.92/6'4"	84/185	330	315	29 APR 1992	2			2	5.26
3		KWAK Myoungwoo	KWAK, MYOUNG-WOO	1.93/6'4"	75/165	330	316	8 APR 1991					
5	L	OH Jaeseong	OH, JAE-SEONG	1.75/5'9"	62/137	300	285	2 APR 1992					
6		LEE Mingyu	LEE, MIN-GYU	1.94/6'4"	78/172	321	309	3 DEC 1992	1		1	2	5.26
7	C	LEE Kangwon	LEE, KANG-WON	1.98/6'6"	91/201	334	320	5 MAY 1990	11			11	28.95
9		JIN Seongtae	JIN, SEONG-TAE	1.99/6'6"	87/192	333	320	3 FEB 1993	3			3	7.89
10		NA Gyeongbok	NA, GYEONG-BOK	1.99/6'6"	84/185	334	320	8 APR 1994	3		1	4	10.53
11		SONG Myunggeun	SONG, MYUNG-GEUN	1.97/6'6"	80/176	332	319	12 MAR 1993	11	1		12	31.58
15		KIM Myeongjin	KIM, MYEONG-JIN	2.00/6'7"	80/176	334	322	27 MAR 1991					
16		SIM Kyoung-Sub	SIM, KYOUNG-SUB	1.97/6'6"	88/194	330	319	28 AUG 1991					
17		PARK Jinwoo	PARK, JIN-WOO	1.98/6'6"	78/172	332	322	18 MAR 1990	3			3	7.89
18		KIM Kyumin	KIM, KYU-MIN	1.99/6'6"	92/203	331	319	28 DEC 1990	1			1	2.63
<b>Head Coach</b>			KIM Chanho			<b>Assistant Coach</b>			LEE Dongyoub				

Results in this Universiade	Phase	Opponent	Sets	Points per Set
	Preliminary	RUS	0 - 3	21-25, 16-25, 20-25

**EST - Estonia**

No.	C/L	Name	Shirt Name	Height m / ft in	Weight kg / lbs	Highest Reach		Date of Birth	Tournament Totals				
						Spike cm	Block cm		Spike	Block	Serve	Total	%
1		TAMMEMAA Timo	TAMMEMAA	2.00/6'7"	92/203	340	320	18 NOV 1991					
2		KEEL Martti	KEEL	1.89/6'2"	86/190	310	295	30 JAN 1992	3	1	1	5	9.26
6		JUHKAMI Martti	JUHKAMI	1.95/6'5"	91/201	335	315	6 JUN 1988	2		1	3	5.56
7		ORAV Oliver	ORAV	1.89/6'2"	77/170	330	300	31 AUG 1995	1			1	1.85
8	C	NOLVAK Kusti	NOLVAK	1.89/6'2"	83/183	322	315	6 NOV 1991					
10		ROSENBLATT Martti	ROSENBLATT	1.98/6'6"	90/198	341	321	29 DEC 1987	3			3	5.56
12		KIVISILD Meelis	KIVISILD	1.99/6'6"	90/198	332	317	28 JUL 1990	5	2	1	8	14.81
13		RAADIK Andrus	RAADIK	1.96/6'5"	97/214	330	303	19 OCT 1986	9			9	16.67
15		KORESAAR Kardo	KORESAAR	2.00/6'7"	99/218	340	320	24 APR 1987	1			1	1.85
16	L	JARVEKULG Edgar	JARVEKULG	1.84/6'0"	77/170	315	293	12 JUN 1988					
17		ENNEMUIST Siim	ENNEMUIST	1.97/6'6"	86/190	352	327	5 DEC 1989	3		2	5	9.26
20		TIISAAR Mart	TIISAAR	2.04/6'8"	91/201	352	327	5 NOV 1991	16	2	1	19	35.19
<b>Head Coach</b>			KEEL Avo			<b>Assistant Coach</b>			TIITS Tarmo				

Results in this Universiade	Phase	Opponent	Sets	Points per Set
	Preliminary	USA	3 - 0	25-22, 25-17, 25-18

LEGEND			
%	Percent of total team scoring	C	Team Captain
L	Libero Player		

Start time changed from 20.00 to 20.20

Timing and Results provided by  **TISSOT**





Match No: 17

**Match Results**  
Результат / Отчет о матче

Match Duration: 1h 36m  
Attendance: 111

**KOR vs EST**  
**3 0**

Teams	Sets	1	2	3	Total
KOR	3	25	26	25	76
EST	0	23	24	23	70
<b>Playing Time</b>		30m	30m	30m	1h 30m

First Referee: ZHANG Xin (CHN)

Second Referee: SIKANJIC Aleksander (SLO)

KOR - Korea								
No	C/L	Name	1	2	3	4	5	Pts
1		SONG Huichae	6	5	4			10
3		KWAK Myoungwoo						
5	L	OH Jaeseong	L	L	L			
6		LEE Mingyu	2	1	6			3
7	C	LEE Kangwon	5	4				4
9		JIN Seongtae	1	6	5			5
10		NA Gyeongbok						
11		SONG Myunggeun	3	2	1			10
15		KIM Myeongjin		7	3			12
16		SIM Kyoung-Sub		11	11			
17		PARK Jinwoo	4	3	2			8
18		KIM Kyumin	17		6			
<b>Head Coach</b>		KIM Chanho						
<b>Assistant Coach</b>		LEE Dongyoub						

EST - Estonia								
No	C/L	Name	1	2	3	4	5	Pts
1		TAMMEMAA Timo						
2		KEEL Martti	4	6	6			3
6		JUHKAMI Martti	5	1	1			15
7		ORAV Oliver	2	2	20			
8	C	NOLVAK Kusti	20	20	2			
10		ROSENBLATT Martti						
12		KIVISILD Meelis	6	2	2			7
13		RAADIK Andrus	2	4				8
15		KORESAAR Kardo	13	13	4			4
16	L	JARVEKULG Edgar	L	L	L			
17		ENNEMUIST Siim	3	5	5			9
20		TIISAAR Mart	1	3	3			12
<b>Head Coach</b>		KEEL Avo						
<b>Assistant Coach</b>		TIITS Tarmo						

**TEAM AND PLAYER PERFORMANCES**

Won	Total Atts	No Name	Scoring Skills	Won	Total Atts	No Name
<b>43</b>	<b>90</b>	<b>Total Team</b>	<b>Spike</b>	<b>49</b>	<b>92</b>	<b>Total Team</b>
12	16	15 KIM Myeongjin		12	18	6 JUHKAMI Martti
9	20	1 SONG Huichae		11	27	20 TIISAAR Mart
9	23	11 SONG Myunggeun	7	10	12 KIVISILD Meelis	
<b>8</b>	<b>55</b>	<b>Total Team</b>	<b>Block</b>	<b>8</b>	<b>60</b>	<b>Total Team</b>
3	21	17 PARK Jinwoo		3	11	6 JUHKAMI Martti
1	3	6 LEE Mingyu		2	9	2 KEEL Martti
1	1	7 LEE Kangwon	2	16	17 ENNEMUIST Siim	
<b>1</b>	<b>72</b>	<b>Total Team</b>	<b>Serve</b>	<b>1</b>	<b>74</b>	<b>Total Team</b>
1	17	6 LEE Mingyu		1	10	20 TIISAAR Mart
<b>24</b>		<b>Total Team</b>	<b>Opp Error</b>	<b>12</b>		<b>Total Team</b>
<b>76</b>	<b>217</b>	<b>Total Team</b>		<b>Total</b>	<b>70</b>	<b>226</b>
<b>12</b>	<b>25</b>	15 KIM Myeongjin	<b>Best Scorer</b>	<b>15</b>	<b>39</b>	6 JUHKAMI Martti

LEGEND			
Atts	Attempts	C	Team Captain
L	Libero player	L	Substitute libero
n	Starting line-up where n = starting position on court (i.e. positions 1 to 6)	nn	Substitute where nn = jersey number of out going player
Opp	Opponent	Pts	Points scored

Timing and Results provided by TISSOT



Match No: 17

**Match Statistics**  
статистика

Match Duration: 1h 36m  
Attendance: 111

**KOR vs EST**  
3 0

Teams	Sets	1	2	3	Total
<b>KOR</b>	<b>3</b>	25	26	25	76
<b>EST</b>	<b>0</b>	23	24	23	70
<b>Playing Time</b>		30m	30m	30m	1h 30m

First Referee: ZHANG Xin (CHN)


Second Referee: SIKANJIC Aleksander (SLO)

**KOR - Korea**


Scoring Spike

<b>Limit</b>
<b>15.00%</b>

Rk	No	Name	Spikes	Faults	Shots	Total Attempts	Eff %
1	15	KIM Myeongjin	12	-	4	16	75.00
2	1	SONG Huichae	9	3	8	20	30.00
3	11	SONG Myunggeun	9	4	10	23	21.74
	9	JIN Seongtae	4	-	6	10	
	7	LEE Kangwon	3	4	3	10	
	17	PARK Jinwoo	5	-	3	8	
	6	LEE Mingyu	1	1	-	2	
	16	SIM Kyoung-Sub	-	1	-	1	
	3	KWAK Myoungwoo	-	-	-	-	
	5	OH Jaeseong	-	-	-	-	
	10	NA Gyeongbok	-	-	-	-	
	18	KIM Kyumin	-	-	-	-	
<b>Team Totals</b>			<b>43</b>	<b>13</b>	<b>34</b>	<b>90</b>	<b>33.33</b>

Scoring Block


Rk	No	Name	Kill Blocks	Faults	Rebounds	Total Attempts	Avg by Set
1	17	PARK Jinwoo	3	12	6	21	1.00
2	9	JIN Seongtae	1	11	3	15	0.33
2	1	SONG Huichae	1	5	-	6	0.33
2	11	SONG Myunggeun	1	2	2	5	0.33
2	6	LEE Mingyu	1	-	2	3	0.33
2	7	LEE Kangwon	1	-	-	1	0.33
7	15	KIM Myeongjin	-	2	1	3	0.00
7	16	SIM Kyoung-Sub	-	1	-	1	0.00
	3	KWAK Myoungwoo	-	-	-	-	
	5	OH Jaeseong	-	-	-	-	
	10	NA Gyeongbok	-	-	-	-	
	18	KIM Kyumin	-	-	-	-	
<b>Team Totals</b>			<b>8</b>	<b>33</b>	<b>14</b>	<b>55</b>	<b>2.67</b>

Scoring Service


Rk	No	Name	Aces	Faults	Serve Hits	Total Attempts	Avg by Set
1	6	LEE Mingyu	1	2	14	17	0.33
2	9	JIN Seongtae	-	-	14	14	0.00
2	17	PARK Jinwoo	-	1	10	11	0.00
2	11	SONG Myunggeun	-	-	10	10	0.00
2	1	SONG Huichae	-	1	9	10	0.00
2	15	KIM Myeongjin	-	-	6	6	0.00
2	7	LEE Kangwon	-	1	2	3	0.00
2	16	SIM Kyoung-Sub	-	-	1	1	0.00
	3	KWAK Myoungwoo	-	-	-	-	
	5	OH Jaeseong	-	-	-	-	
	10	NA Gyeongbok	-	-	-	-	
	18	KIM Kyumin	-	-	-	-	
<b>Team Totals</b>			<b>1</b>	<b>5</b>	<b>66</b>	<b>72</b>	<b>0.33</b>

Team

<b>Opponent Errors &amp; Team Faults</b>	24
--	----

Timing and Results provided by  **TISSOT**



Match No: 17

**Match Statistics**  
статистика

Match Duration: 1h 36m  
Attendance: 111


**KOR vs EST**  
3 0


Teams	Sets	1	2	3	Total
<b>KOR</b>	<b>3</b>	25	26	25	76
<b>EST</b>	<b>0</b>	23	24	23	70
<b>Playing Time</b>		30m	30m	30m	1h 30m


First Referee: ZHANG Xin (CHN)

Second Referee: SIKANJIC Aleksander (SLO)

**KOR - Korea**

Non-Scoring Dig	Rk	No	Name	Digs	Faults	Receptions	Total Attempts	Avg by Set	
	1	5	OH Jaeseong	3	6	8	17	1.00	
	2	1	SONG Huichae	1	-	6	7	0.33	
	3	6	LEE Mingyu	-	3	6	9	0.00	
	3	15	KIM Myeongjin	-	3	2	5	0.00	
	3	11	SONG Myunggeun	-	-	4	4	0.00	
	3	7	LEE Kangwon	-	2	2	4	0.00	
	3	9	JIN Seongtae	-	2	2	4	0.00	
	3	16	SIM Kyoung-Sub	-	-	2	2	0.00	
	3	17	PARK Jinwoo	-	1	1	2	0.00	
		3	KWAK Myoungwoo	-	-	-	-	-	
		10	NA Gyeongbok	-	-	-	-	-	
		18	KIM Kyumin	-	-	-	-	-	
	<b>Team Totals</b>				4	17	33	54	1.33

Non-Scoring Set	Rk	No	Name	Running Sets	Faults	Still Sets	Total Attempts	Avg by Set	
	1	6	LEE Mingyu	37	1	36	74	12.33	
	2	17	PARK Jinwoo	2	-	2	4	0.67	
	3	5	OH Jaeseong	1	-	2	3	0.33	
	3	11	SONG Myunggeun	1	-	-	1	0.33	
	3	15	KIM Myeongjin	1	-	-	1	0.33	
	6	1	SONG Huichae	-	-	1	1	0.00	
	6	9	JIN Seongtae	-	-	1	1	0.00	
		3	KWAK Myoungwoo	-	-	-	-	-	
		7	LEE Kangwon	-	-	-	-	-	
		10	NA Gyeongbok	-	-	-	-	-	
		16	SIM Kyoung-Sub	-	-	-	-	-	
		18	KIM Kyumin	-	-	-	-	-	
	<b>Team Totals</b>				42	1	42	85	14.00

Non-Scoring Reception	Rk	No	Name	Excellents	Faults	Serve Receptions	Total Attempts	Succ %	
	1	5	OH Jaeseong	10	-	12	22	45.45	
	2	1	SONG Huichae	7	-	13	20	35.00	
		11	SONG Myunggeun	4	-	6	10	-	
		6	LEE Mingyu	-	-	1	1	-	
		16	SIM Kyoung-Sub	-	-	1	1	-	
		3	KWAK Myoungwoo	-	-	-	-	-	
		7	LEE Kangwon	-	-	-	-	-	
		9	JIN Seongtae	-	-	-	-	-	
		10	NA Gyeongbok	-	-	-	-	-	
		15	KIM Myeongjin	-	-	-	-	-	
		17	PARK Jinwoo	-	-	-	-	-	
		18	KIM Kyumin	-	-	-	-	-	
	<b>Limit</b>								
	<b>25.00%</b>				21		33	54	38.89
	<b>Team Totals</b>								

Timing and Results provided by  **TISSOT**



Match No: 17

### Match Statistics

статистика

Match Duration: 1h 36m  
Attendance: 111

**KOR vs EST**  
3 0

Teams	Sets	1	2	3	Total
<b>KOR</b>	<b>3</b>	25	26	25	76
<b>EST</b>	<b>0</b>	23	24	23	70
<b>Playing Time</b>		30m	30m	30m	1h 30m

First Referee: ZHANG Xin (CHN)


Second Referee: SIKANJIC Aleksander (SLO)

### EST - Estonia


Scoring Spike

<b>Limit</b>
<b>15.00%</b>

Rk	No	Name	Spikes	Faults	Shots	Total Attempts	Eff %
1	6	JUHKAMI Martti	12	2	4	18	55.56
2	20	TIISAAR Mart	11	6	10	27	18.52
	17	ENNEMUIST Siim	7	2	4	13	
	13	RAADIK Andrus	7	3	3	13	
	12	KIVISILD Meelis	7	-	3	10	
	15	KORESAAR Kardo	4	1	3	8	
	2	KEEL Martti	1	-	1	2	
	7	ORAV Oliver	-	-	1	1	
	1	TAMMEMAA Timo	-	-	-	-	
	8	NOLVAK Kusti	-	-	-	-	
	10	ROSENBLATT Martti	-	-	-	-	
	16	JARVEKULG Edgar	-	-	-	-	
<b>Team Totals</b>			<b>49</b>	<b>14</b>	<b>29</b>	<b>92</b>	<b>38.04</b>

Scoring Block



Rk	No	Name	Kill Blocks	Faults	Rebounds	Total Attempts	Avg by Set
1	6	JUHKAMI Martti	3	4	4	11	1.00
2	17	ENNEMUIST Siim	2	9	5	16	0.67
2	2	KEEL Martti	2	3	4	9	0.67
4	13	RAADIK Andrus	1	1	2	4	0.33
5	12	KIVISILD Meelis	-	8	5	13	0.00
5	20	TIISAAR Mart	-	3	2	5	0.00
5	7	ORAV Oliver	-	1	-	1	0.00
5	8	NOLVAK Kusti	-	1	-	1	0.00
	1	TAMMEMAA Timo	-	-	-	-	
	10	ROSENBLATT Martti	-	-	-	-	
	15	KORESAAR Kardo	-	-	-	-	
	16	JARVEKULG Edgar	-	-	-	-	
<b>Team Totals</b>			<b>8</b>	<b>30</b>	<b>22</b>	<b>60</b>	<b>2.67</b>

Scoring Service


Rk	No	Name	Aces	Faults	Serve Hits	Total Attempts	Avg by Set
1	20	TIISAAR Mart	1	3	6	10	0.33
2	17	ENNEMUIST Siim	-	2	14	16	0.00
2	12	KIVISILD Meelis	-	2	10	12	0.00
2	6	JUHKAMI Martti	-	3	7	10	0.00
2	15	KORESAAR Kardo	-	1	8	9	0.00
2	13	RAADIK Andrus	-	2	6	8	0.00
2	2	KEEL Martti	-	2	5	7	0.00
2	8	NOLVAK Kusti	-	-	1	1	0.00
2	7	ORAV Oliver	-	1	-	1	0.00
	1	TAMMEMAA Timo	-	-	-	-	
	10	ROSENBLATT Martti	-	-	-	-	
	16	JARVEKULG Edgar	-	-	-	-	
<b>Team Totals</b>			<b>1</b>	<b>16</b>	<b>57</b>	<b>74</b>	<b>0.33</b>

Team

Opponent Errors & Team Faults	12	1

Timing and Results provided by  TISSOT



Match No: 17

### Match Statistics

статистика

Match Duration: 1h 36m  
Attendance: 111


**KOR vs EST**  
3 0

Teams	Sets	1	2	3	Total
<b>KOR</b>	<b>3</b>	25	26	25	76
<b>EST</b>	<b>0</b>	23	24	23	70
<b>Playing Time</b>		30m	30m	30m	1h 30m

First Referee: ZHANG Xin (CHN)

Second Referee: SIKANJIC Aleksander (SLO)

### EST - Estonia

Non-Scoring Dig


Rk	No	Name	Digs	Faults	Receptions	Total Attempts	Avg by Set
1	16	JARVEKULG Edgar	2	1	7	10	0.67
1	2	KEEL Martti	2	5	1	8	0.67
3	6	JUHKAMI Martti	1	2	3	6	0.33
3	15	KORESAAR Kardo	1	1	1	3	0.33
3	12	KIVISILD Meelis	1	-	1	2	0.33
6	20	TIISAAR Mart	-	2	4	6	0.00
6	17	ENNEMUIST Siim	-	1	1	2	0.00
6	13	RAADIK Andrus	-	-	1	1	0.00
	1	TAMMEMAA Timo	-	-	-	-	-
	7	ORAV Oliver	-	-	-	-	-
	8	NOLVAK Kusti	-	-	-	-	-
	10	ROSENBLATT Martti	-	-	-	-	-
<b>Team Totals</b>			7	12	19	38	2.33

Non-Scoring Set



Rk	No	Name	Running Sets	Faults	Still Sets	Total Attempts	Avg by Set
1	2	KEEL Martti	39	-	31	70	13.00
2	8	NOLVAK Kusti	7	-	3	10	2.33
3	16	JARVEKULG Edgar	-	-	2	2	0.00
3	6	JUHKAMI Martti	-	-	1	1	0.00
3	7	ORAV Oliver	-	-	1	1	0.00
3	12	KIVISILD Meelis	-	-	1	1	0.00
3	20	TIISAAR Mart	-	-	1	1	0.00
	1	TAMMEMAA Timo	-	-	-	-	-
	10	ROSENBLATT Martti	-	-	-	-	-
	13	RAADIK Andrus	-	-	-	-	-
	15	KORESAAR Kardo	-	-	-	-	-
	17	ENNEMUIST Siim	-	-	-	-	-
<b>Team Totals</b>			46		40	86	15.33

Non-Scoring Reception

<b>Limit</b> 25.00%

Rk	No	Name	Excellents	Faults	Serve Receptions	Total Attempts	Succ %
1	6	JUHKAMI Martti	13	1	15	29	44.83
2	13	RAADIK Andrus	3	-	11	14	21.43
	16	JARVEKULG Edgar	4	-	9	13	
	15	KORESAAR Kardo	-	-	8	8	
	1	TAMMEMAA Timo	-	-	-	-	
	2	KEEL Martti	-	-	-	-	
	7	ORAV Oliver	-	-	-	-	
	8	NOLVAK Kusti	-	-	-	-	
	10	ROSENBLATT Martti	-	-	-	-	
	12	KIVISILD Meelis	-	-	-	-	
	17	ENNEMUIST Siim	-	-	-	-	
	20	TIISAAR Mart	-	-	-	-	
<b>Team Totals</b>			20	1	43	64	31.25

LEGEND Avg Average Eff% Efficiency Rk Rank Succ% Success %

Timing and Results provided by  TISSOT



Match No: 25

### Start List

Стартовый список

## EST vs BLR

First Referee: BAJCI Peter (SVK)

Second Referee: JASINSKI Dariusz (POL)

### EST - Estonia

No.	C/L	Name	Shirt Name	Height m / ft in	Weight kg / lbs	Highest Reach		Date of Birth	Tournament Totals					
						Spike cm	Block cm		Spike	Block	Serve	Total	%	
1		TAMMEMAA Timo	TAMMEMAA	2.00/6'7"	92/203	340	320	18 NOV 1991						
2		KEEL Martti	KEEL	1.89/6'2"	86/190	310	295	30 JAN 1992	4	3	1	8	7.14	
6		JUHKAMI Martti	JUHKAMI	1.95/6'5"	91/201	335	315	6 JUN 1988	14	3	1	18	16.07	
7		ORAV Oliver	ORAV	1.89/6'2"	77/170	330	300	31 AUG 1995	1			1	0.89	
8	C	NOLVAK Kusti	NOLVAK	1.89/6'2"	83/183	322	315	6 NOV 1991						
10		ROSENBLATT Martti	ROSENBLATT	1.98/6'6"	90/198	341	321	29 DEC 1987	3			3	2.68	
12		KIVISILD Meelis	KIVISILD	1.99/6'6"	90/198	332	317	28 JUL 1990	12	2	1	15	13.39	
13		RAADIK Andrus	RAADIK	1.96/6'5"	97/214	330	303	19 OCT 1986	16	1		17	15.18	
15		KORESAAR Kardo	KORESAAR	2.00/6'7"	99/218	340	320	24 APR 1987	5			5	4.46	
16	L	JARVEKULG Edgar	JARVEKULG	1.84/6'0"	77/170	315	293	12 JUN 1988						
17		ENNEMUIST Siim	ENNEMUIST	1.97/6'6"	86/190	352	327	5 DEC 1989	10	2	2	14	12.50	
20		TIISAAR Mart	TIISAAR	2.04/6'8"	91/201	352	327	5 NOV 1991	27	2	2	31	27.68	

Head Coach KEEL Avo

Assistant Coach TIITS Tarmo

Results in this  
Universiade

Phase	Opponent	Sets	Points per Set
Preliminary	USA	3 - 0	25-22, 25-17, 25-18
Preliminary	KOR	0 - 3	23-25, 24-26, 23-25

### BLR - Belarus


No.	C/L	Name	Shirt Name	Height m / ft in	Weight kg / lbs	Highest Reach		Date of Birth	Tournament Totals				
						Spike cm	Block cm		Spike	Block	Serve	Total	%
1		RADZIUK Andrei	RADZIUK	1.92/6'4"	91/201	347	320	23 MAR 1990	20	2	1	23	21.50
2		RUSAK Evgeny	RUSAK	1.99/6'6"	89/196	340	305	18 APR 1985			1	1	0.93
3		CHARAPOVICH Viachaslau	CHARAPOVIC	1.95/6'5"	90/198	350	330	8 FEB 1992	20			20	18.69
4		LIASHCHYNSKAS Stasis	LIASHCHYNSKAS	2.05/6'9"	82/181	350	335	16 APR 1991	11	5	1	17	15.89
5		TARAS Sjarhei	TARAS	1.90/6'3"	85/187	355	340	7 FEB 1988					
7		BARDACHOU Aliaksandr	BARDACHOU	1.91/6'3"	73/161	342	330	25 MAY 1993	1			1	0.93
8		KUKLINSKI Pavel	KUKLINSKI	1.94/6'4"	90/198	340	325	18 DEC 1989	1	1		2	1.87
9	C	APLEVICH Raman	APLEVICH	1.85/6'1"	89/196	335	310	19 MAR 1986	12	3	1	16	14.95
10		MIASHKOU Sjarhei	MIASHKOU	1.98/6'6"	98/216	345	325	15 NOV 1991	1			1	0.93
11	L	ZABAROUSKI Stanislau	ZABAROUSKI	1.80/5'11"	78/172	335	310	4 JAN 1988	1			1	0.93
18		VASH Dzmitry	VASH	1.93/6'4"	85/187	335	310	23 APR 1988	1	3	5	9	8.41
20		MAROZAU Maksim	MAROZAU	2.04/6'8"	102/225	335	320	29 MAY 1989	11	3	2	16	14.95

Head Coach BEKSHA Viktor

Results in this  
Universiade

Phase	Opponent	Sets	Points per Set
Preliminary	HKG	3 - 0	25-17, 25-21, 25-10
Preliminary	USA	3 - 0	25-18, 25-15, 25-20

LEGEND			
%	Percent of total team scoring	C	Team Captain
L	Libero Player		

Timing and Results provided by  TISSOT





Match No: 25

**Match Results**  
Результат / Отчет о матче

Match Duration: 1h 17m  
Attendance: 250

**EST vs BLR**  
0 3

Teams	Sets	1	2	3	Total
EST	0	17	19	19	55
BLR	3	25	25	25	75
	<b>Playing Time</b>	22m	25m	23m	1h 10m

First Referee: BAJCI Peter (SVK)

Second Referee: JASINSKI Dariusz (POL)

EST - Estonia									
No	C/L	Name	1	2	3	4	5	Pts	
1		TAMMEMAA Timo	5	4	5			4	
2		KEEL Martti			1				
6		JUHKAMI Martti	4	3	4			10	
7		ORAV Oliver			20				
8	C	NOLVAK Kusti	3	2	3			2	
10		ROSENBLATT Martti		15	1			3	
12		KIVISILD Meelis							
13		RAADIK Andrus							
15		KORESAAR Kardo	1	6				1	
16	L	JARVEKULG Edgar	L	L	L				
17		ENNEMUIST Siim	2	1	2			4	
20		TIISAAR Mart	6	5	6			15	
<b>Head Coach</b>		KEEL Avo							
<b>Assistant Coach</b>		TIITS Tarmo							

BLR - Belarus									
No	C/L	Name	1	2	3	4	5	Pts	
1		RADZIUK Andrei	6	6	6			9	
2		RUSAK Evgeny							
3		CHARAPOVICH Viachaslau	5	5	5			7	
4		LIASHCHYNSKAS Stasis	1	1	1			6	
5		TARAS Siarhei							
7		BARDACHOU Aliaksandr							
8		KUKLINSKI Pavel							
9	C	APLEVICH Raman	3	3	3			9	
10		MIASHKOU Siarhei							
11	L	ZABAROUSKI Stanislau	L	L	L				
18		VASH Dzmitry	2	2	2			3	
20		MAROZAU Maksim	4	4	4			12	
<b>Head Coach</b>		BEKSHA Viktor							

**TEAM AND PLAYER PERFORMANCES**

Won	Total Atts	No Name	Scoring Skills	Won	Total Atts	No Name
<b>35</b>	<b>79</b>	<b>Total Team</b>		<b>33</b>	<b>65</b>	<b>Total Team</b>
14	25	20 TIISAAR Mart	Spike	9	13	20 MAROZAU Maksim
9	20	6 JUHKAMI Martti		7	18	3 CHARAPOVICH Viachaslau
3	8	10 ROSENBLATT Martti		6	14	9 APLEVICH Raman
<b>2</b>	<b>27</b>	<b>Total Team</b>	Block	<b>8</b>	<b>38</b>	<b>Total Team</b>
1	1	20 TIISAAR Mart		2	4	1 RADZIUK Andrei
1	10	17 ENNEMUIST Siim		2	8	18 VASH Dzmitry
<b>2</b>	<b>56</b>	<b>Total Team</b>	Serve	<b>5</b>	<b>74</b>	<b>Total Team</b>
1	8	1 TAMMEMAA Timo		2	11	9 APLEVICH Raman
1	10	6 JUHKAMI Martti		1	12	20 MAROZAU Maksim
<b>16</b>		<b>Total Team</b>	Opp Error	<b>1</b>	<b>16</b>	<b>Total Team</b>
<b>55</b>	<b>162</b>	<b>Total Team</b>		<b>29</b>		<b>Total Team</b>
<b>15</b>	<b>33</b>	20 TIISAAR Mart	<b>Total</b>	<b>75</b>	<b>177</b>	<b>Total Team</b>
			<b>Best Scorer</b>	<b>12</b>	<b>32</b>	20 MAROZAU Maksim

**LEGEND**

**Atts** Attempts  
**L** Libero player  
**[n]** Starting line-up where n = starting position on court (i.e. positions 1 to 6)  
**Opp** Opponent

**C** Team Captain  
**[L]** Substitute libero  
**[nn]** Substitute where nn = jersey number of out going player  
**Pts** Points scored

Timing and Results provided by **TISSOT**



Match No: 25

### Match Statistics

статистика

Match Duration: 1h 17m  
Attendance: 250

EST vs BLR  
0 3

Teams	Sets	1	2	3	Total
EST	0	17	19	19	55
BLR	3	25	25	25	75
Playing Time		22m	25m	23m	1h 10m

First Referee: BAJCI Peter (SVK)


Second Referee: JASINSKI Dariusz (POL)

### EST - Estonia

Scoring Spike

Limit 15.00%

Rk	No	Name	Spikes	Faults	Shots	Total Attempts	Eff %
1	20	TIISAAR Mart	14	5	6	25	36.00
2	6	JUHKAMI Martti	9	4	7	20	25.00
	10	ROSENBLATT Martti	3	1	4	8	
	17	ENNEMUIST Siim	3	2	3	8	
	1	TAMMEMAA Timo	3	2	2	7	
	15	KORESAAR Kardo	1	2	3	6	
	8	NOLVAK Kusti	2	-	3	5	
	2	KEEL Martti	-	-	-	-	
	7	ORAV Oliver	-	-	-	-	
	12	KIVISILD Meelis	-	-	-	-	
	13	RAADIK Andrus	-	-	-	-	
	16	JARVEKULG Edgar	-	-	-	-	
<b>Team Totals</b>			35	16	28	79	24.05

Scoring Block


Rk	No	Name	Kill Blocks	Faults	Rebounds	Total Attempts	Avg by Set
1	17	ENNEMUIST Siim	1	8	1	10	0.33
1	20	TIISAAR Mart	1	-	-	1	0.33
3	1	TAMMEMAA Timo	-	4	2	6	0.00
3	6	JUHKAMI Martti	-	4	2	6	0.00
3	15	KORESAAR Kardo	-	-	2	2	0.00
3	10	ROSENBLATT Martti	-	-	1	1	0.00
3	8	NOLVAK Kusti	-	1	-	1	0.00
	2	KEEL Martti	-	-	-	-	
	7	ORAV Oliver	-	-	-	-	
	12	KIVISILD Meelis	-	-	-	-	
	13	RAADIK Andrus	-	-	-	-	
	16	JARVEKULG Edgar	-	-	-	-	
<b>Team Totals</b>			2	17	8	27	0.67

Scoring Service


Rk	No	Name	Aces	Faults	Serve Hits	Total Attempts	Avg by Set
1	6	JUHKAMI Martti	1	4	5	10	0.33
1	1	TAMMEMAA Timo	1	1	6	8	0.33
3	17	ENNEMUIST Siim	-	-	12	12	0.00
3	8	NOLVAK Kusti	-	2	7	9	0.00
3	20	TIISAAR Mart	-	3	4	7	0.00
3	10	ROSENBLATT Martti	-	1	3	4	0.00
3	15	KORESAAR Kardo	-	1	3	4	0.00
3	2	KEEL Martti	-	1	-	1	0.00
3	7	ORAV Oliver	-	1	-	1	0.00
	12	KIVISILD Meelis	-	-	-	-	
	13	RAADIK Andrus	-	-	-	-	
	16	JARVEKULG Edgar	-	-	-	-	
<b>Team Totals</b>			2	14	40	56	0.67

Team

Opponent Errors & Team Faults	16
-------------------------------	----

Timing and Results provided by  TISSOT



Match No: 25

### Match Statistics

статистика

Match Duration: 1h 17m  
Attendance: 250


EST vs BLR  
0 3

Teams	Sets	1	2	3	Total
EST	0	17	19	19	55
BLR	3	25	25	25	75
	Playing Time	22m	25m	23m	1h 10m


First Referee: BAJCI Peter (SVK)

Second Referee: JASINSKI Dariusz (POL)

### EST - Estonia

Non-Scoring Dig


Rk	No	Name	Digs	Faults	Receptions	Total Attempts	Avg by Set
1	6	JUHKAMI Martti	2	-	5	7	0.67
2	16	JARVEKULG Edgar	1	7	2	10	0.33
2	1	TAMMEMAA Timo	1	-	3	4	0.33
2	20	TIISAAR Mart	1	1	1	3	0.33
2	15	KORESAAR Kardo	1	2	-	3	0.33
6	8	NOLVAK Kusti	-	5	8	13	0.00
6	10	ROSENBLATT Martti	-	3	-	3	0.00
6	17	ENNEMUIST Siim	-	-	2	2	0.00
	2	KEEL Martti	-	-	-	-	-
	7	ORAV Oliver	-	-	-	-	-
	12	KIVISILD Meelis	-	-	-	-	-
	13	RAADIK Andrus	-	-	-	-	-
<b>Team Totals</b>			6	18	21	45	2.00

Non-Scoring Set


Rk	No	Name	Running Sets	Faults	Still Sets	Total Attempts	Avg by Set
1	8	NOLVAK Kusti	27	3	33	63	9.00
2	1	TAMMEMAA Timo	2	-	1	3	0.67
3	16	JARVEKULG Edgar	1	-	1	2	0.33
4	17	ENNEMUIST Siim	-	-	3	3	0.00
4	6	JUHKAMI Martti	-	-	1	1	0.00
	2	KEEL Martti	-	-	-	-	-
	7	ORAV Oliver	-	-	-	-	-
	10	ROSENBLATT Martti	-	-	-	-	-
	12	KIVISILD Meelis	-	-	-	-	-
	13	RAADIK Andrus	-	-	-	-	-
	15	KORESAAR Kardo	-	-	-	-	-
	20	TIISAAR Mart	-	-	-	-	-
<b>Team Totals</b>			30	3	39	72	10.00

Non-Scoring Reception

<b>Limit</b> 25.00%

Rk	No	Name	Excellents	Faults	Serve Receptions	Total Attempts	Succ %
1	15	KORESAAR Kardo	6	3	10	19	31.58
	16	JARVEKULG Edgar	7	2	6	15	
	6	JUHKAMI Martti	10	-	4	14	
	10	ROSENBLATT Martti	7	-	6	13	
	8	NOLVAK Kusti	-	-	1	1	
	17	ENNEMUIST Siim	-	-	1	1	
	1	TAMMEMAA Timo	-	-	-	-	
	2	KEEL Martti	-	-	-	-	
	7	ORAV Oliver	-	-	-	-	
	12	KIVISILD Meelis	-	-	-	-	
	13	RAADIK Andrus	-	-	-	-	
	20	TIISAAR Mart	-	-	-	-	
<b>Team Totals</b>			30	5	28	63	47.62



Match No: 25

### Match Statistics

статистика

Match Duration: 1h 17m  
Attendance: 250

EST vs BLR  
0 3

Teams	Sets	1	2	3	Total
EST	0	17	19	19	55
BLR	3	25	25	25	75
Playing Time		22m	25m	23m	1h 10m

First Referee: BAJCI Peter (SVK)


Second Referee: JASINSKI Dariusz (POL)

### BLR - Belarus

Scoring Spike

Limit 15.00%

Rk	No	Name	Spikes	Faults	Shots	Total Attempts	Eff %
1	20	MAROZAU Maksim	9	1	3	13	61.54
2	9	APLEVICH Raman	6	1	7	14	35.71
3	3	CHARAPOVICH Viachaslau	7	2	9	18	27.78
	1	RADZIUK Andrei	6	1	4	11	
	4	LIASHCHYNSKAS Stasis	4	-	2	6	
	18	VASH Dzmityr	1	1	1	3	
	2	RUSAK Evgeny	-	-	-	-	
	5	TARAS Siarhei	-	-	-	-	
	7	BARDACHOU Aliaksandr	-	-	-	-	
	8	KUKLINSKI Pavel	-	-	-	-	
	10	MIASHKOU Siarhei	-	-	-	-	
	11	ZABAROUSKI Stanislau	-	-	-	-	
<b>Team Totals</b>			33	6	26	65	41.54

Scoring Block


Rk	No	Name	Kill Blocks	Faults	Rebounds	Total Attempts	Avg by Set
1	18	VASH Dzmityr	2	4	2	8	0.67
1	20	MAROZAU Maksim	2	4	1	7	0.67
1	1	RADZIUK Andrei	2	2	-	4	0.67
4	9	APLEVICH Raman	1	5	3	9	0.33
4	4	LIASHCHYNSKAS Stasis	1	6	1	8	0.33
6	3	CHARAPOVICH Viachaslau	-	1	1	2	0.00
	2	RUSAK Evgeny	-	-	-	-	
	5	TARAS Siarhei	-	-	-	-	
	7	BARDACHOU Aliaksandr	-	-	-	-	
	8	KUKLINSKI Pavel	-	-	-	-	
	10	MIASHKOU Siarhei	-	-	-	-	
	11	ZABAROUSKI Stanislau	-	-	-	-	
<b>Team Totals</b>			8	22	8	38	2.67

Scoring Service


Rk	No	Name	Aces	Faults	Serve Hits	Total Attempts	Avg by Set
1	9	APLEVICH Raman	2	2	7	11	0.67
2	1	RADZIUK Andrei	1	1	14	16	0.33
2	20	MAROZAU Maksim	1	-	11	12	0.33
2	4	LIASHCHYNSKAS Stasis	1	1	9	11	0.33
5	18	VASH Dzmityr	-	3	11	14	0.00
5	3	CHARAPOVICH Viachaslau	-	2	8	10	0.00
	2	RUSAK Evgeny	-	-	-	-	
	5	TARAS Siarhei	-	-	-	-	
	7	BARDACHOU Aliaksandr	-	-	-	-	
	8	KUKLINSKI Pavel	-	-	-	-	
	10	MIASHKOU Siarhei	-	-	-	-	
	11	ZABAROUSKI Stanislau	-	-	-	-	
<b>Team Totals</b>			5	9	60	74	1.67

Team

Opponent Errors & Team Faults	29
-------------------------------	----

Timing and Results provided by  TISSOT



Match No: 25

Match Statistics  
статистика

Match Duration: 1h 17m  
Attendance: 250


EST vs BLR  
0 3

Teams	Sets	1	2	3	Total
EST	0	17	19	19	55
BLR	3	25	25	25	75
Playing Time		22m	25m	23m	1h 10m

First Referee: BAJCI Peter (SVK)

Second Referee: JASINSKI Dariusz (POL)

BLR - Belarus

Non-Scoring Dig


Rk	No	Name	Digs	Faults	Receptions	Total Attempts	Avg by Set
1	11	ZABAROUSKI Stanislau	5	4	3	12	1.67
1	9	APLEVICH Raman	5	5	2	12	1.67
3	3	CHARAPOVICH Viachaslau	3	-	2	5	1.00
4	1	RADZIUK Andrei	-	1	3	4	0.00
4	18	VASH Dzmityr	-	1	2	3	0.00
4	20	MAROZAU Maksim	-	1	2	3	0.00
4	4	LIASHCHYNSKAS Stasis	-	2	-	2	0.00
	2	RUSAK Evgeny	-	-	-	-	-
	5	TARAS Siarhei	-	-	-	-	-
	7	BARDACHOU Aliaksandr	-	-	-	-	-
	8	KUKLINSKI Pavel	-	-	-	-	-
	10	MIASHKOU Siarhei	-	-	-	-	-
<b>Team Totals</b>			13	14	14	41	4.33

Non-Scoring Set



Rk	No	Name	Running Sets	Faults	Still Sets	Total Attempts	Avg by Set
1	18	VASH Dzmityr	28	2	21	51	9.33
2	11	ZABAROUSKI Stanislau	2	-	3	5	0.67
3	4	LIASHCHYNSKAS Stasis	-	-	1	1	0.00
3	9	APLEVICH Raman	-	-	1	1	0.00
	1	RADZIUK Andrei	-	-	-	-	-
	2	RUSAK Evgeny	-	-	-	-	-
	3	CHARAPOVICH Viachaslau	-	-	-	-	-
	5	TARAS Siarhei	-	-	-	-	-
	7	BARDACHOU Aliaksandr	-	-	-	-	-
	8	KUKLINSKI Pavel	-	-	-	-	-
	10	MIASHKOU Siarhei	-	-	-	-	-
	20	MAROZAU Maksim	-	-	-	-	-
<b>Team Totals</b>			30	2	26	58	10.00

Non-Scoring Reception

<b>Limit</b> 25.00%

Rk	No	Name	Excellents	Faults	Serve Receptions	Total Attempts	Succ %
1	11	ZABAROUSKI Stanislau	11	1	6	18	61.11
	1	RADZIUK Andrei	6	-	5	11	-
	9	APLEVICH Raman	5	-	4	9	-
	2	RUSAK Evgeny	-	-	-	-	-
	3	CHARAPOVICH Viachaslau	-	-	-	-	-
	4	LIASHCHYNSKAS Stasis	-	-	-	-	-
	5	TARAS Siarhei	-	-	-	-	-
	7	BARDACHOU Aliaksandr	-	-	-	-	-
	8	KUKLINSKI Pavel	-	-	-	-	-
	10	MIASHKOU Siarhei	-	-	-	-	-
	18	VASH Dzmityr	-	-	-	-	-
	20	MAROZAU Maksim	-	-	-	-	-
<b>Team Totals</b>			22	1	15	38	57.89

LEGEND Avg Average Eff% Efficiency Rk Rank Succ% Success %

Timing and Results provided by  TISSOT



Match No: 26

### Start List

Стартовый список

## USA vs RUS

First Referee: TSUKAMOTO Takeshi (JPN)

Second Referee: WANG Jun (CHN)

### USA - United States

No.	C/L	Name	Shirt Name	Height m / ft in	Weight kg / lbs	Highest Reach		Date of Birth	Tournament Totals				
						Spike cm	Block cm		Spike	Block	Serve	Total	%
3		PELLETIER Michael	PELLETIER	1.98/6'6"	93/205	340	315	15 SEP 1991	3	3	1	7	10.45
5		VEGA Luis	VEGA	1.83/6'0"	73/161	335	306	19 JUN 1994	15	3		18	26.87
8		MASCOE Jason	MASCOE	1.88/6'2"	79/174	333	302	15 NOV 1993					
9	L	LILLEY Ryan	LILLEY	1.81/5'11"	88/194	312	288	11 SEP 1992					
12	C	PIEPER Keaton	PIEPER	1.93/6'4"	82/181	335	301	9 APR 1993	2		1	3	4.48
14		FALCONE Gregory	FALCONE	2.03/6'8"	97/214	345	319	8 MAR 1991	12	2		14	20.90
15		QUESENBERRY Ryan	QUESENBERRY	1.98/6'6"	76/168	338	295	21 JUL 1992	9	2		11	16.42
16		JOHNSON Eric	JOHNSON	1.89/6'2"	73/161	318	270	28 JUL 1994					
17		O'LEARY James	O'LEARY	1.98/6'6"	102/225	335	300	10 MAR 1992	12	1		13	19.40
18	L	FERRY Nicholas	FERRY	1.83/6'0"	82/181	330	302	18 APR 1992					
19		WOODS JR. Gregory	WOODS	1.85/6'1"	84/185	335	298	31 OCT 1994					
20		BRAWN Eric	BRAWN	1.90/6'3"	93/205	330	299	30 AUG 1994	1			1	1.49

Head Coach SULLIVAN Charlie

Assistant Coach BURCH Kevin

Results in this  
Universiade

Phase	Opponent	Sets	Points per Set
Preliminary	EST	0 - 3	22-25, 17-25, 18-25
Preliminary	BLR	0 - 3	18-25, 15-25, 20-25

### RUS - Russian Fed.

No.	C/L	Name	Shirt Name	Height m / ft in	Weight kg / lbs	Highest Reach		Date of Birth	Tournament Totals				
						Spike cm	Block cm		Spike	Block	Serve	Total	%
1		VOLVICH Artem	Volvich	2.12/6'11"	105/231	360	320	22 JAN 1990	2	2	2	6	5.13
3		KOVALEV Dmitriy	Kovalev	1.98/6'6"	92/203	355	335	15 MAR 1991	2	4	3	9	7.69
4		ANTIPKIN Sergey	Antipkin	1.97/6'6"	83/183	330	310	28 MAR 1986		3	2	5	4.27
5		SYCHEV Oleg	Sychev	2.10/6'11"	100/220	355	340	22 APR 1988	7	4		11	9.40
7		SHIPOTKO Denis	Shipotko	2.00/6'7"	95/209	340	310	28 FEB 1985	2			2	1.71
8	C	BIRUYKOV Denis	Biriukov	2.04/6'8"	93/205	355	330	8 DEC 1988	9			9	7.69
9	L	GOLUBEV Valentin	Golubev	1.86/6'1"	81/179	330	310	3 MAY 1992					
10		MARKIN Alexandr	Markin	1.97/6'6"	96/212	345	320	28 JUL 1990	9	2		11	9.40
14		SHCHERBININ Dmitriy	Shcherbinin	2.05/6'9"	100/220	348	330	10 SEP 1989	6	1	1	8	6.84
15		ILINYKH Dmitry	Ilinykh	2.01/6'7"	91/201	351	331	31 JAN 1987	16	2		18	15.38
17		ZHIGALOV Maksim	Zhigalov	2.03/6'8"	90/198	355	330	26 JUL 1989	26	3	7	36	30.77
18		SAVIN Sergey	Savin	2.00/6'7"	94/207	357	340	7 OCT 1988	1	1		2	1.71


Head Coach SHLIAPNIKOV Sergei

Assistant Coach KHROMENKOV Vladimir

Results in this  
Universiade

Phase	Opponent	Sets	Points per Set
Preliminary	KOR	3 - 0	25-21, 25-16, 25-20
Preliminary	HKG	3 - 0	26-24, 25-12, 25-15

LEGEND			
%	Percent of total team scoring	C	Team Captain
L	Libero Player		

Timing and Results provided by  TISSOT





MON 8 JUL 2013  
 20:00  
 21:12

Match No: 26

**Match Results**  
 Результат / Отчет о матче

Match Duration: 1h 12m  
 Attendance: 1800

**USA vs RUS**  
 0 3

Teams	Sets	1	2	3	Total
USA	0	13	18	9	40
RUS	3	25	25	25	75
	Playing Time	20m	25m	18m	1h 03m

First Referee: TSUKAMOTO Takeshi (JPN)

Second Referee: WANG Jun (CHN)

USA - United States						
No	C/L	Name	1	2	3	Pts
3		PELLETIER Michael	3	3	6	9
5		VEGA Luis	6	6	3	3
8		MASCOE Jason				
9	L	LILLEY Ryan				
12	C	PIEPER Keaton	5	5	2	
14		FALCONE Gregory	1	1	4	2
15		QUESENBERRY Ryan	2	2	5	7
16		JOHNSON Eric	15	3		
17		O'LEARY James	4	4	1	4
18	L	FERRY Nicholas	L	L	L	
19		WOODS JR. Gregory				
20		BRAWN Eric				
Head Coach		SULLIVAN Charlie				
Assistant Coach		BURCH Kevin				

RUS - Russian Fed.						
No	C/L	Name	1	2	3	Pts
1		VOLVICH Artem	6	1	6	4
3		KOVALEV Dmitriy		17	17	1
4		ANTIPKIN Sergey	1	2	1	1
5		SYCHEV Oleg	3	4	3	8
7		SHIPOTKO Denis	15	15	10	1
8	C	BIRUYKOV Denis			2	6
9	L	GOLUBEV Valentin	L	L	L	
10		MARKIN Alexandr	5	6	5	11
14		SHCHERBININ Dmitriy				
15		ILINYKH Dmitry	2	3		10
17		ZHIGALOV Maksim	4	5	4	9
18		SAVIN Sergey		4	4	2
Head Coach		SHLIAPNIKOV Sergei				
Assistant Coach		KHROMENKOV Vladimir				

**TEAM AND PLAYER PERFORMANCES**

Won	Total Atts	No Name	Scoring Skills	Won	Total Atts	No Name
21	75	<b>Total Team</b>		34	66	<b>Total Team</b>
7	24	3 PELLETIER Michael	Spike	8	19	15 ILINYKH Dmitry
6	17	15 QUESENBERRY Ryan		6	13	10 MARKIN Alexandr
3	6	17 O'LEARY James		6	10	17 ZHIGALOV Maksim
3	40	<b>Total Team</b>	Block	11	42	<b>Total Team</b>
2	5	3 PELLETIER Michael		4	7	10 MARKIN Alexandr
1	8	15 QUESENBERRY Ryan		2	13	5 SYCHEV Oleg
1	41	<b>Total Team</b>	Serve	2	4	17 ZHIGALOV Maksim
1	6	17 O'LEARY James		8	74	<b>Total Team</b>
				2	11	8 BIRUYKOV Denis
15		<b>Total Team</b>	Opp Error	2	16	5 SYCHEV Oleg
40	156	<b>Total Team</b>		1	13	4 ANTIPKIN Sergey
				22		<b>Total Team</b>
9	33	3 PELLETIER Michael	Total	75	182	<b>Total Team</b>
92 km/h	5	VEGA Luis		11	30	10 MARKIN Alexandr
				Fastest Serve	113 km/h	17

LEGEND			
Atts	Attempts	C	Team Captain
L	Libero player	L	Substitute libero
n	Starting line-up where n = starting position on court (i.e. positions 1 to 6)	nn	Substitute where nn = jersey number of out going player
Opp	Opponent	Pts	Points scored

Timing and Results provided by TISSOT



MON 8 JUL 2013  
20:00  
21:12

Match No: 26

Match Statistics  
статистика

Match Duration: 1h 12m  
Attendance: 1800

USA vs RUS  
0 3

Teams	Sets	1	2	3	Total
USA	0	13	18	9	40
RUS	3	25	25	25	75
	Playing Time	20m	25m	18m	1h 03m

First Referee: TSUKAMOTO Takeshi (JPN)


Second Referee: WANG Jun (CHN)

USA - United States

Scoring Spike

Limit 15.00%

Rk	No	Name	Spikes	Faults	Shots	Total Attempts	Eff %
1	15	QUESENBERRY Ryan	6	5	6	17	5.88
	3	PELLETIER Michael	7	7	10	24	
	5	VEGA Luis	3	8	5	16	
	14	FALCONE Gregory	2	2	7	11	
	17	O'LEARY James	3	-	3	6	
	12	PIEPER Keaton	-	-	1	1	
	8	MASCOE Jason	-	-	-	-	
	9	LILLEY Ryan	-	-	-	-	
	16	JOHNSON Eric	-	-	-	-	
	18	FERRY Nicholas	-	-	-	-	
	19	WOODS JR. Gregory	-	-	-	-	
	20	BRAWN Eric	-	-	-	-	
Team Totals			21	22	32	75	

Scoring Block


Rk	No	Name	Kill Blocks	Faults	Rebounds	Total Attempts	Avg by Set
1	3	PELLETIER Michael	2	-	3	5	0.67
2	15	QUESENBERRY Ryan	1	4	3	8	0.33
3	14	FALCONE Gregory	-	8	2	10	0.00
3	17	O'LEARY James	-	5	2	7	0.00
3	12	PIEPER Keaton	-	5	1	6	0.00
3	5	VEGA Luis	-	2	2	4	0.00
	8	MASCOE Jason	-	-	-	-	
	9	LILLEY Ryan	-	-	-	-	
	16	JOHNSON Eric	-	-	-	-	
	18	FERRY Nicholas	-	-	-	-	
	19	WOODS JR. Gregory	-	-	-	-	
	20	BRAWN Eric	-	-	-	-	
Team Totals			3	24	13	40	1.00

Scoring Service


Rk	No	Name	Aces	Faults	Serve Hits	Total Attempts	Avg by Set
1	17	O'LEARY James	1	1	4	6	0.33
2	12	PIEPER Keaton	-	1	7	8	0.00
2	5	VEGA Luis	-	3	5	8	0.00
2	14	FALCONE Gregory	-	1	6	7	0.00
2	15	QUESENBERRY Ryan	-	1	5	6	0.00
2	3	PELLETIER Michael	-	1	3	4	0.00
2	16	JOHNSON Eric	-	-	2	2	0.00
	8	MASCOE Jason	-	-	-	-	
	9	LILLEY Ryan	-	-	-	-	
	18	FERRY Nicholas	-	-	-	-	
	19	WOODS JR. Gregory	-	-	-	-	
	20	BRAWN Eric	-	-	-	-	
Team Totals			1	8	32	41	0.33

Team

Opponent Errors & Team Faults	15
-------------------------------	----

Timing and Results provided by  TISSOT



MON 8 JUL 2013  
20:00  
21:12

Match No: 26

Match Statistics  
статистика

Match Duration: 1h 12m  
Attendance: 1800


USA vs RUS  
0 3

Teams	Sets	1	2	3	Total
USA	0	13	18	9	40
RUS	3	25	25	25	75
	Playing Time	20m	25m	18m	1h 03m


First Referee: TSUKAMOTO Takeshi (JPN)

Second Referee: WANG Jun (CHN)

USA - United States

Non-Scoring Dig


Rk	No	Name	Digs	Faults	Receptions	Total Attempts	Avg by Set
1	15	QUESENBERRY Ryan	1	4	7	12	0.33
1	18	FERRY Nicholas	1	2	3	6	0.33
1	3	PELLETIER Michael	1	1	3	5	0.33
4	5	VEGA Luis	-	1	6	7	0.00
4	12	PIEPER Keaton	-	1	5	6	0.00
4	17	O'LEARY James	-	-	1	1	0.00
4	14	FALCONE Gregory	-	1	-	1	0.00
	8	MASCOE Jason	-	-	-	-	
	9	LILLEY Ryan	-	-	-	-	
	16	JOHNSON Eric	-	-	-	-	
	19	WOODS JR. Gregory	-	-	-	-	
	20	BRAWN Eric	-	-	-	-	
<b>Team Totals</b>			3	10	25	38	1.00

Non-Scoring Set


Rk	No	Name	Running Sets	Faults	Still Sets	Total Attempts	Avg by Set
1	12	PIEPER Keaton	17	3	43	63	5.67
2	18	FERRY Nicholas	1	-	3	4	0.33
3	5	VEGA Luis	-	-	1	1	0.00
3	17	O'LEARY James	-	-	1	1	0.00
	3	PELLETIER Michael	-	-	-	-	
	8	MASCOE Jason	-	-	-	-	
	9	LILLEY Ryan	-	-	-	-	
	14	FALCONE Gregory	-	-	-	-	
	15	QUESENBERRY Ryan	-	-	-	-	
	16	JOHNSON Eric	-	-	-	-	
	19	WOODS JR. Gregory	-	-	-	-	
	20	BRAWN Eric	-	-	-	-	
<b>Team Totals</b>			18	3	48	69	6.00

Non-Scoring Reception

<b>Limit</b> 25.00%

Rk	No	Name	Excellents	Faults	Serve Receptions	Total Attempts	Succ %
1	18	FERRY Nicholas	12	5	12	29	41.38
2	3	PELLETIER Michael	8	1	11	20	40.00
	5	VEGA Luis	6	2	5	13	
	12	PIEPER Keaton	-	-	1	1	
	8	MASCOE Jason	-	-	-	-	
	9	LILLEY Ryan	-	-	-	-	
	14	FALCONE Gregory	-	-	-	-	
	15	QUESENBERRY Ryan	-	-	-	-	
	16	JOHNSON Eric	-	-	-	-	
	17	O'LEARY James	-	-	-	-	
	19	WOODS JR. Gregory	-	-	-	-	
	20	BRAWN Eric	-	-	-	-	
<b>Team Totals</b>			26	8	29	63	41.27



Match No: 26

Match Statistics  
статистика

Match Duration: 1h 12m  
Attendance: 1800

USA vs RUS  
0 3

Teams	Sets	1	2	3	Total
USA	0	13	18	9	40
RUS	3	25	25	25	75
	Playing Time	20m	25m	18m	1h 03m

First Referee: TSUKAMOTO Takeshi (JPN)


Second Referee: WANG Jun (CHN)

RUS - Russian Fed.


Scoring Spike

Limit 15.00%

Rk	No	Name	Spikes	Faults	Shots	Total Attempts	Eff %
1	10	MARKIN Alexandr	6	-	7	13	46.15
2	15	ILINYKH Dmitry	8	2	9	19	31.58
	17	ZHIGALOV Maksim	6	1	3	10	
	5	SYCHEV Oleg	4	1	2	7	
	8	BIRUYKOV Denis	4	1	1	6	
	18	SAVIN Sergey	2	1	2	5	
	1	VOLVICH Artem	3	1	-	4	
	4	ANTIPKIN Sergey	-	-	1	1	
	7	SHIPOTKO Denis	1	-	-	1	
	3	KOVALEV Dmitriy	-	-	-	-	
	9	GOLUBEV Valentin	-	-	-	-	
	14	SHCHERBININ Dmitriy	-	-	-	-	
Team Totals			34	7	25	66	40.91

Scoring Block



Rk	No	Name	Kill Blocks	Faults	Rebounds	Total Attempts	Avg by Set
1	10	MARKIN Alexandr	4	2	1	7	1.33
2	5	SYCHEV Oleg	2	2	9	13	0.67
2	17	ZHIGALOV Maksim	2	1	1	4	0.67
4	15	ILINYKH Dmitry	1	2	1	4	0.33
4	1	VOLVICH Artem	1	2	-	3	0.33
4	3	KOVALEV Dmitriy	1	1	-	2	0.33
7	4	ANTIPKIN Sergey	-	4	1	5	0.00
7	18	SAVIN Sergey	-	1	2	3	0.00
7	8	BIRUYKOV Denis	-	-	1	1	0.00
	7	SHIPOTKO Denis	-	-	-	-	
	9	GOLUBEV Valentin	-	-	-	-	
	14	SHCHERBININ Dmitriy	-	-	-	-	
Team Totals			11	15	16	42	3.67

Scoring Service


Rk	No	Name	Aces	Faults	Serve Hits	Total Attempts	Avg by Set
1	5	SYCHEV Oleg	2	2	12	16	0.67
1	8	BIRUYKOV Denis	2	1	8	11	0.67
3	4	ANTIPKIN Sergey	1	1	11	13	0.33
3	10	MARKIN Alexandr	1	2	7	10	0.33
3	15	ILINYKH Dmitry	1	2	5	8	0.33
3	17	ZHIGALOV Maksim	1	1	4	6	0.33
7	1	VOLVICH Artem	-	-	8	8	0.00
7	18	SAVIN Sergey	-	1	1	2	0.00
	3	KOVALEV Dmitriy	-	-	-	-	
	7	SHIPOTKO Denis	-	-	-	-	
	9	GOLUBEV Valentin	-	-	-	-	
	14	SHCHERBININ Dmitriy	-	-	-	-	
Team Totals			8	10	56	74	2.67

Team

Opponent Errors & Team Faults	22
-------------------------------	----

Timing and Results provided by  TISSOT



MON 8 JUL 2013  
20:00  
21:12

Match No: 26

Match Statistics  
статистика

Match Duration: 1h 12m  
Attendance: 1800


USA vs RUS  
0 3

Teams	Sets	1	2	3	Total
USA	0	13	18	9	40
RUS	3	25	25	25	75
	Playing Time	20m	25m	18m	1h 03m


First Referee: TSUKAMOTO Takeshi (JPN)

Second Referee: WANG Jun (CHN)

RUS - Russian Fed.

Non-Scoring Dig


Rk	No	Name	Digs	Faults	Receptions	Total Attempts	Avg by Set
1	9	GOLUBEV Valentin	2	2	7	11	0.67
1	7	SHIPOTKO Denis	2	-	1	3	0.67
3	4	ANTIPKIN Sergey	1	-	8	9	0.33
3	8	BIRUYKOV Denis	1	1	1	3	0.33
3	15	ILINYKH Dmitry	1	-	-	1	0.33
6	10	MARKIN Alexandr	-	-	7	7	0.00
6	5	SYCHEV Oleg	-	1	3	4	0.00
6	17	ZHIGALOV Maksim	-	2	1	3	0.00
6	3	KOVALEV Dmitry	-	-	1	1	0.00
6	18	SAVIN Sergey	-	-	1	1	0.00
	1	VOLVICH Artem	-	-	-	-	-
	14	SHCHERBININ Dmitry	-	-	-	-	-
<b>Team Totals</b>			7	6	30	43	2.33

Non-Scoring Set



Rk	No	Name	Running Sets	Faults	Still Sets	Total Attempts	Avg by Set
1	4	ANTIPKIN Sergey	16	-	13	29	5.33
2	3	KOVALEV Dmitry	6	-	6	12	2.00
3	9	GOLUBEV Valentin	4	-	5	9	1.33
4	1	VOLVICH Artem	1	-	1	2	0.33
4	5	SYCHEV Oleg	1	-	1	2	0.33
6	17	ZHIGALOV Maksim	-	1	-	1	0.00
	7	SHIPOTKO Denis	-	-	-	-	-
	8	BIRUYKOV Denis	-	-	-	-	-
	10	MARKIN Alexandr	-	-	-	-	-
	14	SHCHERBININ Dmitry	-	-	-	-	-
	15	ILINYKH Dmitry	-	-	-	-	-
	18	SAVIN Sergey	-	-	-	-	-
<b>Team Totals</b>			28	1	26	55	9.33

Non-Scoring Reception

<b>Limit</b> 25.00%

Rk	No	Name	Excellents	Faults	Serve Receptions	Total Attempts	Succ %
1	9	GOLUBEV Valentin	14	-	6	20	70.00
	10	MARKIN Alexandr	3	-	4	7	-
	8	BIRUYKOV Denis	2	-	-	2	-
	7	SHIPOTKO Denis	-	-	1	1	-
	15	ILINYKH Dmitry	-	1	-	1	-
	1	VOLVICH Artem	-	-	-	-	-
	3	KOVALEV Dmitry	-	-	-	-	-
	4	ANTIPKIN Sergey	-	-	-	-	-
	5	SYCHEV Oleg	-	-	-	-	-
	14	SHCHERBININ Dmitry	-	-	-	-	-
	17	ZHIGALOV Maksim	-	-	-	-	-
	18	SAVIN Sergey	-	-	-	-	-
<b>Team Totals</b>			19	1	11	31	61.29

LEGEND Avg Average Eff% Efficiency Rk Rank Succ% Success %

Timing and Results provided by  TISSOT





Match No: 27

### Start List

Стартовый список

## HKG vs KOR

First Referee: SIKANJIC Aleksander (SLO)

Second Referee: TIMERMANIS Kaspars (LAT)

### HKG - Hong Kg, China

No.	C/L	Name	Shirt Name	Height m / ft in	Weight kg / lbs	Highest Reach		Date of Birth	Tournament Totals				
						Spike cm	Block cm		Spike	Block	Serve	Total	%
1		CHAN Kwong Kit	K. K. Chan	1.74/5'9"	62/137	305	285	26 NOV 1987	2			2	3.28
2	C	CHAN Tung Ping	T. P. Chan	1.85/6'1"	78/172	320	310	5 JAN 1990	3		1	4	6.56
3	L	WONG Ho Kiu	H. K. Wong	1.72/5'8"	67/148	315	310	4 SEP 1992					
4		LAM Long Hei	L. H. Lam	1.69/5'7"	65/143	285	280	7 NOV 1987					
5		CHAN Alex Chi Wai	A.C.W. Chan	1.95/6'5"	87/192	330	310	18 APR 1993	22	1	2	25	40.98
6	L	NG Kin Pong Jonathan	K.P.J. Ng	1.68/5'6"	53/117	280	280	8 JUL 1987					
7		CHONG Kei Loi	K. L. Chong	1.86/6'1"	70/154	325	305	19 AUG 1988	4	1	1	6	9.84
8		YIK Chi Hin	C. H. Yik	1.95/6'5"	87/192	325	310	26 AUG 1991	4	4	2	10	16.39
9		CHUNG Wai Sze	W.S. Chung	1.86/6'1"	77/170	315	308	4 SEP 1991					
10		LAM Kwok Cheung	K.C. Lam	1.89/6'2"	70/154	320	315	20 DEC 1991	1		1	2	3.28
11		SIU Cheong Hung	C.H. Siu	1.90/6'3"	88/194	320	310	26 JAN 1993	10	1	1	12	19.67
12		WU Lok Kan	L.K. Wu	1.93/6'4"	76/168	325	315	22 JAN 1994					

Head Coach KIN TAT Chan

Results in this  
Universiade

Phase	Opponent	Sets	Points per Set
Preliminary	BLR	0 - 3	17-25, 21-25, 10-25
Preliminary	RUS	0 - 3	24-26, 12-25, 15-25

### KOR - Korea

No.	C/L	Name	Shirt Name	Height m / ft in	Weight kg / lbs	Highest Reach		Date of Birth	Tournament Totals				
						Spike cm	Block cm		Spike	Block	Serve	Total	%
1		SONG Huichae	SONG, HUI-CHAE	1.92/6'4"	84/185	330	315	29 APR 1992	11	1		12	13.33
3		KWAK Myoungwoo	KWAK, MYOUNG-WOO	1.93/6'4"	75/165	330	316	8 APR 1991					
5	L	OH Jaeseong	OH, JAE-SEONG	1.75/5'9"	62/137	300	285	2 APR 1992					
6		LEE Mingyu	LEE, MIN-GYU	1.94/6'4"	78/172	321	309	3 DEC 1992	2	1	2	5	5.56
7	C	LEE Kangwon	LEE, KANG-WON	1.98/6'6"	91/201	334	320	5 MAY 1990	14	1		15	16.67
9		JIN Seongtae	JIN, SEONG-TAE	1.99/6'6"	87/192	333	320	3 FEB 1993	7	1		8	8.89
10		NA Gyeongbok	NA, GYEONG-BOK	1.99/6'6"	84/185	334	320	8 APR 1994	3		1	4	4.44
11		SONG Myunggeun	SONG, MYUNG-GEUN	1.97/6'6"	80/176	332	319	12 MAR 1993	20	2		22	24.44
15		KIM Myeongjin	KIM, MYEONG-JIN	2.00/6'7"	80/176	334	322	27 MAR 1991	12			12	13.33
16		SIM Kyoung-Sub	SIM, KYOUNG-SUB	1.97/6'6"	88/194	330	319	28 AUG 1991					
17		PARK Jinwoo	PARK, JIN-WOO	1.98/6'6"	78/172	332	322	18 MAR 1990	8	3		11	12.22
18		KIM Kyumin	KIM, KYU-MIN	1.99/6'6"	92/203	331	319	28 DEC 1990	1			1	1.11


Head Coach KIM Chanho

Assistant Coach LEE Dongyoub

Results in this  
Universiade

Phase	Opponent	Sets	Points per Set
Preliminary	RUS	0 - 3	21-25, 16-25, 20-25
Preliminary	EST	3 - 0	25-23, 26-24, 25-23

LEGEND			
%	Percent of total team scoring	C	Team Captain
L	Libero Player		

Timing and Results provided by  TISSOT





Match No: 27

**Match Results**  
Результат / Отчет о матче

Match Duration: 1h 12m  
Attendance: 185

**HKG vs KOR**  
0 3

Teams	Sets	1	2	3	Total
<b>HKG</b>	<b>0</b>	16	22	14	52
<b>KOR</b>	<b>3</b>	25	25	25	75
<b>Playing Time</b>		20m	27m	19m	1h 06m

First Referee: SIKANJIC Aleksander (SLO)

Second Referee: TIMERMANIS Kaspars (LAT)

<b>HKG - Hong Kg, China</b>								
No	C/L	Name	1	2	3	4	5	Pts
1		CHAN Kwong Kit	2	7	7			1
2	C	CHAN Tung Ping	6	6				4
3	L	WONG Ho Kiu	L	L	L			
4		LAM Long Hei	1	1	1			1
5		CHAN Alex Chi Wai	4	4	4			13
6	L	NG Kin Pong Jonathan	L	L	L			
7		CHONG Kei Loi	1	2	2			3
8		YIK Chi Hin	3	3	3			4
9		CHUNG Wai Sze	4	4	4			
10		LAM Kwok Cheung		2	6			1
11		SIU Cheong Hung	5	5	5			5
12		WU Lok Kan			8			
<b>Head Coach</b>		KIN TAT Chan						

<b>KOR - Korea</b>								
No	C/L	Name	1	2	3	4	5	Pts
1		SONG Huichae	4	5	4			15
3		KWAK Myoungwoo		7				
5	L	OH Jaeseong	L	L	L			
6		LEE Mingyu	6	1	6			4
7	C	LEE Kangwon	3	4				3
9		JIN Seongtae	5	6	5			5
10		NA Gyeongbok			1			1
11		SONG Myunggeun	1	2	1			5
15		KIM Myeongjin		6	3			9
16		SIM Kyoung-Sub		11	11			5
17		PARK Jinwoo	2	3	2			9
18		KIM Kyumin		9	9			2
<b>Head Coach</b>		KIM Chanho						
<b>Assistant Coach</b>		LEE Dongyoub						

**TEAM AND PLAYER PERFORMANCES**

Won	Total Atts	No Name	Scoring Skills	Won	Total Atts	No Name
<b>25</b>	<b>75</b>	<b>Total Team</b>		<b>50</b>	<b>83</b>	<b>Total Team</b>
12	30	5 CHAN Alex Chi Wai	<b>Spike</b>	14	20	1 SONG Huichae
4	15	11 SIU Cheong Hung		8	13	15 KIM Myeongjin
3	9	8 YIK Chi Hin		8	9	17 PARK Jinwoo
<b>5</b>	<b>35</b>	<b>Total Team</b>	<b>Block</b>	<b>5</b>	<b>38</b>	<b>Total Team</b>
1	3	5 CHAN Alex Chi Wai		2	9	6 LEE Mingyu
1	6	11 SIU Cheong Hung		1	1	15 KIM Myeongjin
1	7	2 CHAN Tung Ping	1	6	17 PARK Jinwoo	
<b>2</b>	<b>54</b>	<b>Total Team</b>	<b>Serve</b>	<b>3</b>	<b>73</b>	<b>Total Team</b>
1	6	7 CHONG Kei Loi		2	11	6 LEE Mingyu
1	7	4 LAM Long Hei		1	12	1 SONG Huichae
<b>20</b>		<b>Total Team</b>	<b>Opp Error</b>	<b>17</b>		<b>Total Team</b>
<b>52</b>	<b>164</b>	<b>Total Team</b>		<b>Total</b>	<b>75</b>	<b>194</b>
<b>13</b>	<b>40</b>	5 CHAN Alex Chi Wai	<b>Best Scorer</b>	<b>15</b>	<b>38</b>	1 SONG Huichae

**LEGEND**

**Atts** Attempts  
**L** Libero player  
**[n]** Starting line-up where n = starting position on court (i.e. positions 1 to 6)  
**Opp** Opponent

**C** Team Captain  
**[L]** Substitute libero  
**[nn]** Substitute where nn = jersey number of out going player  
**Pts** Points scored

Timing and Results provided by **TISSOT**



Match No: 27

### Match Statistics

статистика

Match Duration: 1h 12m  
Attendance: 185

HKG vs KOR  
0 3

Teams	Sets	1	2	3	Total
HKG	0	16	22	14	52
KOR	3	25	25	25	75
	Playing Time	20m	27m	19m	1h 06m

First Referee: SIKANJIC Aleksander (SLO)


Second Referee: TIMERMANIS Kaspars (LAT)

### HKG - Hong Kg, China

Scoring Spike

Limit 15.00%

Rk	No	Name	Spikes	Faults	Shots	Total Attempts	Eff %
1	5	CHAN Alex Chi Wai	12	2	16	30	33.33
	11	SIU Cheong Hung	4	4	7	15	
	8	YIK Chi Hin	3	-	6	9	
	2	CHAN Tung Ping	3	2	1	6	
	10	LAM Kwok Cheung	1	1	3	5	
	7	CHONG Kei Loi	1	1	2	4	
	4	LAM Long Hei	-	1	2	3	
	1	CHAN Kwong Kit	1	1	-	2	
	12	WU Lok Kan	-	1	-	1	
	3	WONG Ho Kiu	-	-	-	-	
	6	NG Kin Pong Jonathan	-	-	-	-	
	9	CHUNG Wai Sze	-	-	-	-	
<b>Team Totals</b>			25	13	37	75	16.00

Scoring Block


Rk	No	Name	Kill Blocks	Faults	Rebounds	Total Attempts	Avg by Set
1	8	YIK Chi Hin	1	5	2	8	0.33
1	2	CHAN Tung Ping	1	4	2	7	0.33
1	11	SIU Cheong Hung	1	3	2	6	0.33
1	5	CHAN Alex Chi Wai	1	-	2	3	0.33
1	7	CHONG Kei Loi	1	2	-	3	0.33
6	10	LAM Kwok Cheung	-	3	1	4	0.00
6	12	WU Lok Kan	-	-	2	2	0.00
6	9	CHUNG Wai Sze	-	2	-	2	0.00
	1	CHAN Kwong Kit	-	-	-	-	
	3	WONG Ho Kiu	-	-	-	-	
	4	LAM Long Hei	-	-	-	-	
	6	NG Kin Pong Jonathan	-	-	-	-	
<b>Team Totals</b>			5	19	11	35	1.67

Scoring Service


Rk	No	Name	Aces	Faults	Serve Hits	Total Attempts	Avg by Set
1	4	LAM Long Hei	1	2	4	7	0.33
1	7	CHONG Kei Loi	1	-	5	6	0.33
3	8	YIK Chi Hin	-	1	15	16	0.00
3	11	SIU Cheong Hung	-	-	7	7	0.00
3	5	CHAN Alex Chi Wai	-	1	6	7	0.00
3	2	CHAN Tung Ping	-	-	4	4	0.00
3	10	LAM Kwok Cheung	-	-	3	3	0.00
3	9	CHUNG Wai Sze	-	-	2	2	0.00
3	1	CHAN Kwong Kit	-	1	1	2	0.00
	3	WONG Ho Kiu	-	-	-	-	
	6	NG Kin Pong Jonathan	-	-	-	-	
	12	WU Lok Kan	-	-	-	-	
<b>Team Totals</b>			2	5	47	54	0.67

Team

Opponent Errors & Team Faults	20
-------------------------------	----

Timing and Results provided by  TISSOT



Match No: 27

### Match Statistics

статистика

Match Duration: 1h 12m  
Attendance: 185


HKG vs KOR  
0 3

Teams	Sets	1	2	3	Total
HKG	0	16	22	14	52
KOR	3	25	25	25	75
	Playing Time	20m	27m	19m	1h 06m


First Referee: SIKANJIC Aleksander (SLO)

Second Referee: TIMERMANIS Kaspars (LAT)

### HKG - Hong Kg, China

Non-Scoring Dig


Rk	No	Name	Digs	Faults	Receptions	Total Attempts	Avg by Set
1	11	SIU Cheong Hung	2	5	4	11	0.67
2	7	CHONG Kei Loi	1	2	3	6	0.33
2	1	CHAN Kwong Kit	1	1	1	3	0.33
4	6	NG Kin Pong Jonathan	-	7	3	10	0.00
4	4	LAM Long Hei	-	7	2	9	0.00
4	5	CHAN Alex Chi Wai	-	3	2	5	0.00
4	3	WONG Ho Kiu	-	1	1	2	0.00
4	2	CHAN Tung Ping	-	2	-	2	0.00
4	9	CHUNG Wai Sze	-	-	1	1	0.00
	8	YIK Chi Hin	-	-	-	-	-
	10	LAM Kwok Cheung	-	-	-	-	-
	12	WU Lok Kan	-	-	-	-	-
<b>Team Totals</b>			4	28	17	49	1.33

Non-Scoring Set


Rk	No	Name	Running Sets	Faults	Still Sets	Total Attempts	Avg by Set
1	4	LAM Long Hei	18	2	23	43	6.00
2	9	CHUNG Wai Sze	5	1	12	18	1.67
3	5	CHAN Alex Chi Wai	1	-	-	1	0.33
4	6	NG Kin Pong Jonathan	-	-	5	5	0.00
4	8	YIK Chi Hin	-	1	-	1	0.00
	1	CHAN Kwong Kit	-	-	-	-	-
	2	CHAN Tung Ping	-	-	-	-	-
	3	WONG Ho Kiu	-	-	-	-	-
	7	CHONG Kei Loi	-	-	-	-	-
	10	LAM Kwok Cheung	-	-	-	-	-
	11	SIU Cheong Hung	-	-	-	-	-
	12	WU Lok Kan	-	-	-	-	-
<b>Team Totals</b>			24	4	40	68	8.00

Non-Scoring Reception

<b>Limit</b> 25.00%

Rk	No	Name	Excellents	Faults	Serve Receptions	Total Attempts	Succ %
1	11	SIU Cheong Hung	12	1	18	31	38.71
	7	CHONG Kei Loi	5	1	6	12	
	6	NG Kin Pong Jonathan	5	-	5	10	
	1	CHAN Kwong Kit	5	-	-	5	
	5	CHAN Alex Chi Wai	-	1	2	3	
	2	CHAN Tung Ping	-	-	-	-	
	3	WONG Ho Kiu	-	-	-	-	
	4	LAM Long Hei	-	-	-	-	
	8	YIK Chi Hin	-	-	-	-	
	9	CHUNG Wai Sze	-	-	-	-	
	10	LAM Kwok Cheung	-	-	-	-	
	12	WU Lok Kan	-	-	-	-	
<b>Team Totals</b>			27	3	31	61	44.26



Match No: 27

### Match Statistics

статистика

Match Duration: 1h 12m  
Attendance: 185

HKG vs KOR  
0 3

Teams	Sets	1	2	3	Total
HKG	0	16	22	14	52
KOR	3	25	25	25	75
	Playing Time	20m	27m	19m	1h 06m

First Referee: SIKANJIC Aleksander (SLO)


Second Referee: TIMERMANIS Kaspars (LAT)

### KOR - Korea


Scoring Spike

Limit 15.00%

Rk	No	Name	Spikes	Faults	Shots	Total Attempts	Eff %
1	15	KIM Myeongjin	8	-	5	13	61.54
2	1	SONG Huichae	14	2	4	20	60.00
	17	PARK Jinwoo	8	-	1	9	
	7	LEE Kangwon	3	1	5	9	
	9	JIN Seongtae	4	1	4	9	
	11	SONG Myunggeun	5	1	3	9	
	16	SIM Kyoung-Sub	5	-	-	5	
	18	KIM Kyumin	2	2	1	5	
	6	LEE Mingyu	-	2	1	3	
	10	NA Gyeongbok	1	-	-	1	
	3	KWAK Myoungwoo	-	-	-	-	
	5	OH Jaeseong	-	-	-	-	
<b>Team Totals</b>			50	9	24	83	49.40

Scoring Block



Rk	No	Name	Kill Blocks	Faults	Rebounds	Total Attempts	Avg by Set
1	6	LEE Mingyu	2	2	5	9	0.67
2	17	PARK Jinwoo	1	1	4	6	0.33
2	9	JIN Seongtae	1	3	-	4	0.33
2	15	KIM Myeongjin	1	-	-	1	0.33
5	1	SONG Huichae	-	3	3	6	0.00
5	11	SONG Myunggeun	-	3	2	5	0.00
5	18	KIM Kyumin	-	1	2	3	0.00
5	7	LEE Kangwon	-	3	-	3	0.00
5	5	OH Jaeseong	-	-	1	1	0.00
	3	KWAK Myoungwoo	-	-	-	-	
	10	NA Gyeongbok	-	-	-	-	
	16	SIM Kyoung-Sub	-	-	-	-	
<b>Team Totals</b>			5	16	17	38	1.67

Scoring Service


Rk	No	Name	Aces	Faults	Serve Hits	Total Attempts	Avg by Set
1	6	LEE Mingyu	2	4	5	11	0.67
2	1	SONG Huichae	1	2	9	12	0.33
3	17	PARK Jinwoo	-	-	11	11	0.00
3	15	KIM Myeongjin	-	1	8	9	0.00
3	11	SONG Myunggeun	-	1	7	8	0.00
3	7	LEE Kangwon	-	1	6	7	0.00
3	9	JIN Seongtae	-	1	5	6	0.00
3	16	SIM Kyoung-Sub	-	-	4	4	0.00
3	3	KWAK Myoungwoo	-	-	2	2	0.00
3	18	KIM Kyumin	-	1	1	2	0.00
3	10	NA Gyeongbok	-	-	1	1	0.00
	5	OH Jaeseong	-	-	-	-	
<b>Team Totals</b>			3	11	59	73	1.00

Team

Opponent Errors & Team Faults	17
-------------------------------	----

Timing and Results provided by  TISSOT



Match No: 27

Match Statistics  
статистика

Match Duration: 1h 12m  
Attendance: 185


HKG vs KOR  
0 3


Teams	Sets	1	2	3	Total
HKG	0	16	22	14	52
KOR	3	25	25	25	75
	Playing Time	20m	27m	19m	1h 06m


First Referee: SIKANJIC Aleksander (SLO)

Second Referee: TIMERMANIS Kaspars (LAT)


KOR - Korea

Non-Scoring Dig	Rk	No	Name	Digs	Faults	Receptions	Total Attempts	Avg by Set	
	1	5	OH Jaeseong	9	3	6	18	3.00	
	2	11	SONG Myunggeun	3	1	5	9	1.00	
	2	17	PARK Jinwoo	3	1	-	4	1.00	
	4	15	KIM Myeongjin	1	1	2	4	0.33	
	4	16	SIM Kyoung-Sub	1	-	1	2	0.33	
	6	6	LEE Mingyu	-	2	5	7	0.00	
	6	1	SONG Huichae	-	2	1	3	0.00	
	6	9	JIN Seongtae	-	-	2	2	0.00	
	6	3	KWAK Myoungwoo	-	-	1	1	0.00	
		7	LEE Kangwon	-	-	-	-	-	
		10	NA Gyeongbok	-	-	-	-	-	
		18	KIM Kyumin	-	-	-	-	-	
		<b>Team Totals</b>			17	10	23	50	5.67

Non-Scoring Set	Rk	No	Name	Running Sets	Faults	Still Sets	Total Attempts	Avg by Set	
	1	6	LEE Mingyu	33	1	19	53	11.00	
	2	3	KWAK Myoungwoo	9	-	5	14	3.00	
	3	5	OH Jaeseong	1	1	3	5	0.33	
	3	9	JIN Seongtae	1	-	-	1	0.33	
	5	16	SIM Kyoung-Sub	-	-	1	1	0.00	
		1	SONG Huichae	-	-	-	-	-	
		7	LEE Kangwon	-	-	-	-	-	
		10	NA Gyeongbok	-	-	-	-	-	
		11	SONG Myunggeun	-	-	-	-	-	
		15	KIM Myeongjin	-	-	-	-	-	
		17	PARK Jinwoo	-	-	-	-	-	
		18	KIM Kyumin	-	-	-	-	-	
		<b>Team Totals</b>			44	2	28	74	14.67

Non-Scoring Reception	Rk	No	Name	Excellents	Faults	Serve Receptions	Total Attempts	Succ %	
	1	1	SONG Huichae	13	1	5	19	68.42	
	2	5	OH Jaeseong	14	-	9	23	60.87	
		11	SONG Myunggeun	-	-	3	3	-	
		16	SIM Kyoung-Sub	1	-	1	2	-	
		3	KWAK Myoungwoo	-	-	-	-	-	
		6	LEE Mingyu	-	-	-	-	-	
		7	LEE Kangwon	-	-	-	-	-	
		9	JIN Seongtae	-	-	-	-	-	
		10	NA Gyeongbok	-	-	-	-	-	
		15	KIM Myeongjin	-	-	-	-	-	
		17	PARK Jinwoo	-	-	-	-	-	
		18	KIM Kyumin	-	-	-	-	-	
		<b>Team Totals</b>			28	1	18	47	59.57

LEGEND	Avg	Eff%	Rk	Succ%
Average	Efficiency	Rank	Success %	

Timing and Results provided by  TISSOT



Match No: 32

### Start List

Стартовый список

## HKG vs USA

First Referee: ANTUSAK Jaromir (CZE)

Second Referee: SIKANJIC Aleksander (SUI)

### HKG - Hong Kg, China White

No.	C/L	Name	Shirt Name	Height m / ft in	Weight kg / lbs	Highest Reach		Date of Birth	Tournament Totals				
						Spike cm	Block cm		Spike	Block	Serve	Total	%
1		CHAN Kwong Kit	K. K. Chan	1.74/5'9"	62/137	305	285	26 NOV 1987	3			3	3.23
2	C	CHAN Tung Ping	T. P. Chan	1.85/6'1"	78/172	320	310	5 JAN 1990	6	1	1	8	8.60
3	L	WONG Ho Kiu	H. K. Wong	1.72/5'8"	67/148	315	310	4 SEP 1992					
4		LAM Long Hei	L. H. Lam	1.69/5'7"	65/143	285	280	7 NOV 1987			1	1	1.08
5		CHAN Alex Chi Wai	A.C.W. Chan	1.95/6'5"	87/192	330	310	18 APR 1993	34	2	2	38	40.86
6	L	NG Kin Pong Jonathan	K.P.J. Ng	1.68/5'6"	53/117	280	280	8 JUL 1987					
7		CHONG Kei Loi	K. L. Chong	1.86/6'1"	70/154	325	305	19 AUG 1988	5	2	2	9	9.68
8		YIK Chi Hin	C. H. Yik	1.95/6'5"	87/192	325	310	26 AUG 1991	7	5	2	14	15.05
9		CHUNG Wai Sze	W.S. Chung	1.86/6'1"	77/170	315	308	4 SEP 1991					
10		LAM Kwok Cheung	K.C. Lam	1.89/6'2"	70/154	320	315	20 DEC 1991	2		1	3	3.23
11		SIU Cheong Hung	C.H. Siu	1.90/6'3"	88/194	320	310	26 JAN 1993	14	2	1	17	18.28
12		WU Lok Kan	L.K. Wu	1.93/6'4"	76/168	325	315	22 JAN 1994					

Head Coach KIN TAT Chan

#### Results in this Universiade

Phase	Opponent	Sets	Points per Set
Preliminary	BLR	0 - 3	17-25, 21-25, 10-25
Preliminary	RUS	0 - 3	24-26, 12-25, 15-25
Preliminary	KOR	0 - 3	16-25, 22-25, 14-25

### USA - United States Navy

No.	C/L	Name	Shirt Name	Height m / ft in	Weight kg / lbs	Highest Reach		Date of Birth	Tournament Totals				
						Spike cm	Block cm		Spike	Block	Serve	Total	%
3		PELLETIER Michael	PELLETIER	1.98/6'6"	93/205	340	315	15 SEP 1991	10	5	1	16	17.39
5		VEGA Luis	VEGA	1.83/6'0"	73/161	335	306	19 JUN 1994	18	3		21	22.83
8		MASCOE Jason	MASCOE	1.88/6'2"	79/174	333	302	15 NOV 1993					
9	L	LILLEY Ryan	LILLEY	1.81/5'11"	88/194	312	288	11 SEP 1992					
12	C	PIEPER Keaton	PIEPER	1.93/6'4"	82/181	335	301	9 APR 1993	2		1	3	3.26
14		FALCONE Gregory	FALCONE	2.03/6'8"	97/214	345	319	8 MAR 1991	14	2		16	17.39
15		QUESENBERRY Ryan	QUESENBERRY	1.98/6'6"	76/168	338	295	21 JUL 1992	15	3		18	19.57
16		JOHNSON Eric	JOHNSON	1.89/6'2"	73/161	318	270	28 JUL 1994					
17		O'LEARY James	O'LEARY	1.98/6'6"	102/225	335	300	10 MAR 1992	15	1	1	17	18.48
18	L	FERRY Nicholas	FERRY	1.83/6'0"	82/181	330	302	18 APR 1992					
19		WOODS JR. Gregory	WOODS	1.85/6'1"	84/185	335	298	31 OCT 1994					
20		BRAWN Eric	BRAWN	1.90/6'3"	93/205	330	299	30 AUG 1994	1			1	1.09

Head Coach SULLIVAN Charlie


Assistant Coach BURCH Kevin

#### Results in this Universiade

Phase	Opponent	Sets	Points per Set
Preliminary	EST	0 - 3	22-25, 17-25, 18-25
Preliminary	BLR	0 - 3	18-25, 15-25, 20-25
Preliminary	RUS	0 - 3	13-25, 18-25, 9-25

#### LEGEND

% Percent of total team scoring    C Team Captain    L Libero Player

Timing and Results provided by  TISSOT





Match No: 32

### Match Results

Результат / Отчет о матче

Match Duration: 1h 51m  
Attendance: 180

## HKG vs USA

3 1

Teams	Sets	1	2	3	4	Total
HKG	3	25	27	25	25	102
USA	1	18	29	23	20	90
	Playing Time	20m	27m	27m	27m	1h 41m

First Referee: ANTUSAK Jaromir

Second Referee: SIKANJIC Aleksander

HKG - Hong Kg, China								
No	C/L	Name	1	2	3	4	5	Pts
1		CHAN Kwong Kit	2	7	7	5		1
2	C	CHAN Tung Ping	6	6				1
3	L	WONG Ho Kiu	L	L		L		
4		LAM Long Hei	1	1	1	1		3
5		CHAN Alex Chi Wai	4	4	4	4		33
6	L	NG Kin Pong Jonathan	L	L	L	L		
7		CHONG Kei Loi	1	2	5			3
8		YIK Chi Hin	3	3	3	3		8
9		CHUNG Wai Sze	8	8	4	4		
10		LAM Kwok Cheung		2	6	6		3
11		SIU Cheong Hung	5	5	2	2		17
12		WU Lok Kan				1		
Head Coach		KIN TAT Chan						

USA - United States								
No	C/L	Name	1	2	3	4	5	Pts
3		PELLETIER Michael	1	5	4	5		9
5		VEGA Luis	4	2	1	2		11
8		MASCOE Jason						
9	L	LILLEY Ryan						
12	C	PIEPER Keaton	3	1	6	1		2
14		FALCONE Gregory	5	3	2	3		14
15		QUESENBERRY Ryan	6	4	3	4		18
16		JOHNSON Eric		14		15		
17		O'LEARY James	2	6	5	6		9
18	L	FERRY Nicholas	L	L	L	L		
19		WOODS JR. Gregory						
20		BRAWN Eric						
Head Coach		SULLIVAN Charlie						
Assistant Coach		BURCH Kevin						

### TEAM AND PLAYER PERFORMANCES

Won	Total Atts	No Name	Scoring Skills	Won	Total Atts	No Name
60	124	<b>Total Team</b>	Spike	53	133	<b>Total Team</b>
31	55	5 CHAN Alex Chi Wai		17	38	15 QUESENBERRY Ryan
15	36	11 SIU Cheong Hung		11	14	14 FALCONE Gregory
4	5	8 YIK Chi Hin		9	34	5 VEGA Luis
7	58	<b>Total Team</b>	Block	5	55	<b>Total Team</b>
3	18	8 YIK Chi Hin		3	10	14 FALCONE Gregory
2	12	11 SIU Cheong Hung		1	8	5 VEGA Luis
1	8	5 CHAN Alex Chi Wai		1	12	17 O'LEARY James
2	100	<b>Total Team</b>	Serve	5	92	<b>Total Team</b>
1	22	8 YIK Chi Hin		1	17	17 O'LEARY James
1	21	5 CHAN Alex Chi Wai		1	15	12 PIEPER Keaton
				1	13	15 QUESENBERRY Ryan
33		<b>Total Team</b>	Opp Error	27		<b>Total Team</b>
102	282	<b>Total Team</b>		<b>Total</b>	90	280
33	84	5 CHAN Alex Chi Wai	Best Scorer	18	58	15 QUESENBERRY Ryan
			Fastest Serve			

LEGEND			
Atts	Attempts	C	Team Captain
L	Libero player	L	Substitute libero
n	Starting line-up where n = starting position on court (i.e. positions 1 to 6)	nn	Substitute where nn = jersey number of out going player
Opp	Opponent	Pts	Points scored

Timing and Results provided by TISSOT



MI 10 JUL 2013  
15:00  
16:51

Match No: 32

### Match Statistics

статистика

Match Duration: 1h 51m  
Attendance: 180

HKG vs USA  
3 1

Teams	Sets	1	2	3	4	Total
HKG	3	25	27	25	25	102
USA	1	18	29	23	20	90
Playing Time		20m	27m	27m	27m	1h 41m

First Referee:


Second Referee:

### HKG - Hong Kg, China


Scoring Spike

Limit 15.00%

Rk	No	Name	Spikes	Faults	Shots	Total Attempts	Eff %
1	5	CHAN Alex Chi Wai	31	6	18	55	45.45
2	11	SIU Cheong Hung	15	6	15	36	25.00
	10	LAM Kwok Cheung	3	1	5	9	
	1	CHAN Kwong Kit	1	2	4	7	
	4	LAM Long Hei	3	-	2	5	
	8	YIK Chi Hin	4	-	1	5	
	7	CHONG Kei Loi	2	1	1	4	
	2	CHAN Tung Ping	1	1	1	3	
	3	WONG Ho Kiu	-	-	-	-	
	6	NG Kin Pong Jonathan	-	-	-	-	
	9	CHUNG Wai Sze	-	-	-	-	
	12	WU Lok Kan	-	-	-	-	
Team Totals			60	17	47	124	34.68

Scoring Block


Rk	No	Name	Kill Blocks	Faults	Rebounds	Total Attempts	Avg by Set
1	8	YIK Chi Hin	3	12	3	18	0.75
2	11	SIU Cheong Hung	2	6	4	12	0.50
3	5	CHAN Alex Chi Wai	1	3	4	8	0.25
3	7	CHONG Kei Loi	1	1	-	2	0.25
5	4	LAM Long Hei	-	3	3	6	0.00
5	2	CHAN Tung Ping	-	2	3	5	0.00
5	1	CHAN Kwong Kit	-	3	1	4	0.00
5	10	LAM Kwok Cheung	-	2	-	2	0.00
5	3	WONG Ho Kiu	-	-	1	1	0.00
	6	NG Kin Pong Jonathan	-	-	-	-	
	9	CHUNG Wai Sze	-	-	-	-	
	12	WU Lok Kan	-	-	-	-	
Team Totals			7	32	19	58	1.75

Scoring Service


Rk	No	Name	Aces	Faults	Serve Hits	Total Attempts	Avg by Set
1	8	YIK Chi Hin	1	1	20	22	0.25
1	5	CHAN Alex Chi Wai	1	4	16	21	0.25
3	11	SIU Cheong Hung	-	1	15	16	0.00
3	4	LAM Long Hei	-	-	13	13	0.00
3	1	CHAN Kwong Kit	-	1	9	10	0.00
3	7	CHONG Kei Loi	-	2	6	8	0.00
3	10	LAM Kwok Cheung	-	-	5	5	0.00
3	2	CHAN Tung Ping	-	1	2	3	0.00
3	9	CHUNG Wai Sze	-	-	2	2	0.00
	3	WONG Ho Kiu	-	-	-	-	
	6	NG Kin Pong Jonathan	-	-	-	-	
	12	WU Lok Kan	-	-	-	-	
Team Totals			2	10	88	100	0.50

Team

Opponent Errors & Team Faults	33	3
-------------------------------	----	---

Timing and Results provided by  TISSOT



MI 10 JUL 2013  
15:00  
16:51

Match No: 32

**Match Statistics**  
статистика

Match Duration: 1h 51m  
Attendance: 180


**HKG vs USA**  
3 1

Teams	Sets	1	2	3	4	Total
<b>HKG</b>	<b>3</b>	25	27	25	25	102
<b>USA</b>	<b>1</b>	18	29	23	20	90
<b>Playing Time</b>		20m	27m	27m	27m	1h 41m


First Referee:

Second Referee:

**HKG - Hong Kg, China**

Non-Scoring Dig


Rk	No	Name	Digs	Faults	Receptions	Total Attempts	Avg by Set
1	4	LAM Long Hei	2	3	10	15	0.50
1	11	SIU Cheong Hung	2	3	7	12	0.50
1	7	CHONG Kei Loi	2	-	-	2	0.50
4	3	WONG Ho Kiu	1	4	3	8	0.25
5	5	CHAN Alex Chi Wai	-	4	10	14	0.00
5	1	CHAN Kwong Kit	-	2	7	9	0.00
5	6	NG Kin Pong Jonathan	-	1	5	6	0.00
5	8	YIK Chi Hin	-	2	-	2	0.00
5	2	CHAN Tung Ping	-	-	1	1	0.00
5	10	LAM Kwok Cheung	-	-	1	1	0.00
	9	CHUNG Wai Sze	-	-	-	-	-
	12	WU Lok Kan	-	-	-	-	-
<b>Team Totals</b>			7	19	44	70	1.75


Non-Scoring Set


Rk	No	Name	Running Sets	Faults	Still Sets	Total Attempts	Avg by Set
1	4	LAM Long Hei	42	1	40	83	10.50
2	3	WONG Ho Kiu	3	-	5	8	0.75
3	1	CHAN Kwong Kit	1	-	-	1	0.25
3	7	CHONG Kei Loi	1	-	-	1	0.25
5	5	CHAN Alex Chi Wai	-	1	3	4	0.00
5	6	NG Kin Pong Jonathan	-	-	3	3	0.00
5	9	CHUNG Wai Sze	-	-	1	1	0.00
5	10	LAM Kwok Cheung	-	-	1	1	0.00
	2	CHAN Tung Ping	-	-	-	-	-
	8	YIK Chi Hin	-	-	-	-	-
	11	SIU Cheong Hung	-	-	-	-	-
	12	WU Lok Kan	-	-	-	-	-
<b>Team Totals</b>			47	2	53	102	11.75

Non-Scoring Reception

<b>Limit</b> 25.00%

Rk	No	Name	Excellents	Faults	Serve Receptions	Total Attempts	Succ %
1	6	NG Kin Pong Jonathan	21	2	14	37	56.76
2	11	SIU Cheong Hung	8	2	11	21	38.10
	1	CHAN Kwong Kit	2	-	4	6	
	7	CHONG Kei Loi	-	-	3	3	
	4	LAM Long Hei	-	1	-	1	
	2	CHAN Tung Ping	-	-	-	-	
	3	WONG Ho Kiu	-	-	-	-	
	5	CHAN Alex Chi Wai	-	-	-	-	
	8	YIK Chi Hin	-	-	-	-	
	9	CHUNG Wai Sze	-	-	-	-	
	10	LAM Kwok Cheung	-	-	-	-	
	12	WU Lok Kan	-	-	-	-	
<b>Team Totals</b>			31	5	32	68	45.59

Timing and Results provided by  **TISSOT**



MI 10 JUL 2013  
15:00  
16:51

Match No: 32

### Match Statistics

статистика

Match Duration: 1h 51m  
Attendance: 180

HKG vs USA  
3 1

Teams	Sets	1	2	3	4	Total
HKG	3	25	27	25	25	102
USA	1	18	29	23	20	90
Playing Time		20m	27m	27m	27m	1h 41m

First Referee:


Second Referee:

### USA - United States


Scoring Spike

Limit 15.00%

Rk	No	Name	Spikes	Faults	Shots	Total Attempts	Eff %
1	15	QUESENBERRY Ryan	17	5	16	38	31.58
2	5	VEGA Luis	9	4	21	34	14.71
3	3	PELLETIER Michael	8	5	14	27	11.11
	17	O'LEARY James	7	2	8	17	
	14	FALCONE Gregory	11	-	3	14	
	12	PIEPER Keaton	1	1	1	3	
	8	MASCOE Jason	-	-	-	-	
	9	LILLEY Ryan	-	-	-	-	
	16	JOHNSON Eric	-	-	-	-	
	18	FERRY Nicholas	-	-	-	-	
	19	WOODS JR. Gregory	-	-	-	-	
	20	BRAWN Eric	-	-	-	-	
Team Totals			53	17	63	133	27.07

Scoring Block



Rk	No	Name	Kill Blocks	Faults	Rebounds	Total Attempts	Avg by Set
1	14	FALCONE Gregory	3	5	2	10	0.75
2	17	O'LEARY James	1	9	2	12	0.25
2	5	VEGA Luis	1	3	4	8	0.25
4	3	PELLETIER Michael	-	5	5	10	0.00
4	12	PIEPER Keaton	-	6	2	8	0.00
4	15	QUESENBERRY Ryan	-	4	3	7	0.00
	8	MASCOE Jason	-	-	-	-	
	9	LILLEY Ryan	-	-	-	-	
	16	JOHNSON Eric	-	-	-	-	
	18	FERRY Nicholas	-	-	-	-	
	19	WOODS JR. Gregory	-	-	-	-	
	20	BRAWN Eric	-	-	-	-	
Team Totals			5	32	18	55	1.25

Scoring Service


Rk	No	Name	Aces	Faults	Serve Hits	Total Attempts	Avg by Set
1	17	O'LEARY James	1	1	15	17	0.25
1	5	VEGA Luis	1	7	9	17	0.25
1	3	PELLETIER Michael	1	3	12	16	0.25
1	12	PIEPER Keaton	1	2	12	15	0.25
1	15	QUESENBERRY Ryan	1	2	10	13	0.25
6	14	FALCONE Gregory	-	2	10	12	0.00
6	16	JOHNSON Eric	-	-	2	2	0.00
	8	MASCOE Jason	-	-	-	-	
	9	LILLEY Ryan	-	-	-	-	
	18	FERRY Nicholas	-	-	-	-	
	19	WOODS JR. Gregory	-	-	-	-	
	20	BRAWN Eric	-	-	-	-	
Team Totals			5	17	70	92	1.25

Team

Opponent Errors & Team Faults	27	1
-------------------------------	----	---

Timing and Results provided by  TISSOT



MI 10 JUL 2013  
15:00  
16:51

Match No: 32

**Match Statistics**  
статистика

Match Duration: 1h 51m  
Attendance: 180


**HKG vs USA**  
3 1

Teams	Sets	1	2	3	4	Total
HKG	3	25	27	25	25	102
USA	1	18	29	23	20	90
	Playing Time	20m	27m	27m	27m	1h 41m


First Referee:

Second Referee:

**USA - United States**

Non-Scoring Dig


Rk	No	Name	Digs	Faults	Receptions	Total Attempts	Avg by Set
1	18	FERRY Nicholas	12	7	12	31	3.00
2	5	VEGA Luis	2	3	8	13	0.50
3	3	PELLETIER Michael	1	4	6	11	0.25
3	14	FALCONE Gregory	1	2	-	3	0.25
5	15	QUESENBERRY Ryan	-	3	7	10	0.00
5	17	O'LEARY James	-	2	3	5	0.00
5	12	PIEPER Keaton	-	1	3	4	0.00
	8	MASCOE Jason	-	-	-	-	-
	9	LILLEY Ryan	-	-	-	-	-
	16	JOHNSON Eric	-	-	-	-	-
	19	WOODS JR. Gregory	-	-	-	-	-
	20	BRAWN Eric	-	-	-	-	-
<b>Team Totals</b>			16	22	39	77	4.00

Non-Scoring Set


Rk	No	Name	Running Sets	Faults	Still Sets	Total Attempts	Avg by Set
1	12	PIEPER Keaton	49	4	62	115	12.25
2	3	PELLETIER Michael	1	-	4	5	0.25
2	18	FERRY Nicholas	1	-	3	4	0.25
4	15	QUESENBERRY Ryan	-	-	2	2	0.00
4	5	VEGA Luis	-	-	1	1	0.00
4	17	O'LEARY James	-	-	1	1	0.00
	8	MASCOE Jason	-	-	-	-	-
	9	LILLEY Ryan	-	-	-	-	-
	14	FALCONE Gregory	-	-	-	-	-
	16	JOHNSON Eric	-	-	-	-	-
	19	WOODS JR. Gregory	-	-	-	-	-
	20	BRAWN Eric	-	-	-	-	-
<b>Team Totals</b>			51	4	73	128	12.75

Non-Scoring Reception

<b>Limit</b> 25.00%

Rk	No	Name	Excellents	Faults	Serve Receptions	Total Attempts	Succ %
1	3	PELLETIER Michael	14	-	16	30	46.67
2	5	VEGA Luis	10	-	14	24	41.67
3	18	FERRY Nicholas	13	2	17	32	40.63
	8	MASCOE Jason	-	-	-	-	-
	9	LILLEY Ryan	-	-	-	-	-
	12	PIEPER Keaton	-	-	-	-	-
	14	FALCONE Gregory	-	-	-	-	-
	15	QUESENBERRY Ryan	-	-	-	-	-
	16	JOHNSON Eric	-	-	-	-	-
	17	O'LEARY James	-	-	-	-	-
	19	WOODS JR. Gregory	-	-	-	-	-
	20	BRAWN Eric	-	-	-	-	-
<b>Team Totals</b>			37	2	47	86	43.02

**LEGEND**  
Avg Average      Eff% Efficiency      Rk Rank      Succ% Success %

Timing and Results provided by  **TISSOT**



Match No: 36

### Start List

Стартовый список

## RUS vs EST

First Referee: GALL Jakub (CZE)

Second Referee: MEDVID Mykhaylo (UKR)

### RUS - Russian Fed. Blue

No.	C/L	Name	Shirt Name	Height m / ft in	Weight kg / lbs	Highest Reach		Date of Birth	Tournament Totals				
						Spike cm	Block cm		Spike	Block	Serve	Total	%
1		VOLVICH Artem	Volvich	2.12/6'11"	105/231	360	320	22 JAN 1990	5	3	2	10	5.88
3		KOVALEV Dmitriy	Kovalev	1.98/6'6"	92/203	355	335	15 MAR 1991	2	5	3	10	5.88
4		ANTIPKIN Sergey	Antipkin	1.97/6'6"	83/183	330	310	28 MAR 1986		3	3	6	3.53
5		SYCHEV Oleg	Sychev	2.10/6'11"	100/220	355	340	22 APR 1988	11	6	2	19	11.18
7		SHIPOTKO Denis	Shipotko	2.00/6'7"	95/209	340	310	28 FEB 1985	3			3	1.76
8	C	BIRUYKOV Denis	Biriukov	2.04/6'8"	93/205	355	330	8 DEC 1988	13		2	15	8.82
9	L	GOLUBEV Valentin	Golubev	1.86/6'1"	81/179	330	310	3 MAY 1992					
10		MARKIN Alexandr	Markin	1.97/6'6"	96/212	345	320	28 JUL 1990	15	6	1	22	12.94
14		SHCHERBININ Dmitriy	Shcherbinin	2.05/6'9"	100/220	348	330	10 SEP 1989	6	1	1	8	4.71
15		ILINYKH Dmitry	Ilinykh	2.01/6'7"	91/201	351	331	31 JAN 1987	24	3	1	28	16.47
17		ZHIGALOV Maksim	Zhigalov	2.03/6'8"	90/198	355	330	26 JUL 1989	32	5	8	45	26.47
18		SAVIN Sergey	Savin	2.00/6'7"	94/207	357	340	7 OCT 1988	3	1		4	2.35

Head Coach SHLIAPNIKOV Sergei

Assistant Coach KHROMENKOV Vladimir

#### Results in this Universiade

Phase	Opponent	Sets	Points per Set
Preliminary	KOR	3 - 0	25-21, 25-16, 25-20
Preliminary	HKG	3 - 0	26-24, 25-12, 25-15
Preliminary	USA	3 - 0	25-13, 25-18, 25-9

### EST - Estonia White

No.	C/L	Name	Shirt Name	Height m / ft in	Weight kg / lbs	Highest Reach		Date of Birth	Tournament Totals				
						Spike cm	Block cm		Spike	Block	Serve	Total	%
1		TAMMEMAA Timo	TAMMEMAA	2.00/6'7"	92/203	340	320	18 NOV 1991	3		1	4	2.65
2		KEEL Martti	KEEL	1.89/6'2"	86/190	310	295	30 JAN 1992	4	3	1	8	5.30
6		JUHKAMI Martti	JUHKAMI	1.95/6'5"	91/201	335	315	6 JUN 1988	23	3	2	28	18.54
7		ORAV Oliver	ORAV	1.89/6'2"	77/170	330	300	31 AUG 1995	1			1	0.66
8	C	NOLVAK Kusti	NOLVAK	1.89/6'2"	83/183	322	315	6 NOV 1991	2			2	1.32
10		ROSENBLATT Martti	ROSENBLATT	1.98/6'6"	90/198	341	321	29 DEC 1987	6			6	3.97
12		KIVISILD Meelis	KIVISILD	1.99/6'6"	90/198	332	317	28 JUL 1990	12	2	1	15	9.93
13		RAADIK Andrus	RAADIK	1.96/6'5"	97/214	330	303	19 OCT 1986	16	1		17	11.26
15		KORESAAR Kardo	KORESAAR	2.00/6'7"	99/218	340	320	24 APR 1987	6			6	3.97
16	L	JARVEKULG Edgar	JARVEKULG	1.84/6'0"	77/170	315	293	12 JUN 1988					
17		ENNEMUIST Siim	ENNEMUIST	1.97/6'6"	86/190	352	327	5 DEC 1989	13	3	2	18	11.92
20		TIISAAR Mart	TIISAAR	2.04/6'8"	91/201	352	327	5 NOV 1991	41	3	2	46	30.46


Head Coach KEEL Avo

Assistant Coach TIITS Tarmo

#### Results in this Universiade

Phase	Opponent	Sets	Points per Set
Preliminary	USA	3 - 0	25-22, 25-17, 25-18
Preliminary	KOR	0 - 3	23-25, 24-26, 23-25
Preliminary	BLR	0 - 3	17-25, 19-25, 19-25

LEGEND			
%	Percent of total team scoring	C	Team Captain
L	Libero Player		

Timing and Results provided by  TISSOT





WED 10 JUL 2013  
 20:00  
 21:21

Match No: 36

**Match Results**  
 Результат / Отчет о матче

Match Duration: 1h 21m  
 Attendance: 3500

**RUS vs EST**  
**3 0**

Teams	Sets	1	2	3	Total
RUS	3	25	25	25	75
EST	0	18	22	21	61
<b>Playing Time</b>		21m	27m	27m	1h 15m

First Referee: GALL Jakub (CZE)

Second Referee: MEDVID Mykhaylo (UKR)

RUS - Russian Fed.								
No	C/L	Name	1	2	3	4	5	Pts
1		VOLVICH Artem	6	1	6			6
3		KOVALEV Dmitry	17		17			1
4		ANTIPKIN Sergey	1	2	1			5
5		SYCHEV Oleg	3	4	3			6
7		SHIPOTKO Denis		15				
8	C	BIRUYKOV Denis	5	6	5			13
9	L	GOLUBEV Valentin	L	L	L			
10		MARKIN Alexandr		8	15			
14		SHCHERBININ Dmitry						
15		ILINYKH Dmitry	2	3	2			12
17		ZHIGALOV Maksim	4	5	4			11
18		SAVIN Sergey	4		4			4
<b>Head Coach</b>		SHLIAPNIKOV Sergei						
<b>Assistant Coach</b>		KHROMENKOV Vladimir						

EST - Estonia								
No	C/L	Name	1	2	3	4	5	Pts
1		TAMMEMAA Timo			5			2
2		KEEL Martti		8	3			
6		JUHKAMI Martti	4	4	4			6
7		ORAV Oliver						
8	C	NOLVAK Kusti	3	3				2
10		ROSENBLATT Martti	1	1	1			6
12		KIVISILD Meelis	5	5				4
13		RAADIK Andrus						
15		KORESAAR Kardo		10	10			
16	L	JARVEKULG Edgar	L	L	L			
17		ENNEMUIST Siim	2	2	2			2
20		TIISAAR Mart	6	6	6			13
<b>Head Coach</b>		KEEL Avo						
<b>Assistant Coach</b>		TIITS Tarmo						

**TEAM AND PLAYER PERFORMANCES**

Won	Total Atts	No Name	Scoring Skills	Won	Total Atts	No Name
39	79	<b>Total Team</b>	Spike	24	66	<b>Total Team</b>
11	19	8 BIRUYKOV Denis		10	23	20 TIISAAR Mart
9	18	15 ILINYKH Dmitry		6	13	10 ROSENBLATT Martti
7	18	17 ZHIGALOV Maksim	Block	4	14	6 JUHKAMI Martti
11	34	<b>Total Team</b>		6	44	<b>Total Team</b>
3	6	15 ILINYKH Dmitry		3	10	20 TIISAAR Mart
2	5	17 ZHIGALOV Maksim	Serve	1	6	17 ENNEMUIST Siim
2	5	1 VOLVICH Artem		1	8	12 KIVISILD Meelis
8	74	<b>Total Team</b>		5	62	<b>Total Team</b>
4	18	4 ANTIPKIN Sergey	Opp Error	2	9	12 KIVISILD Meelis
2	11	17 ZHIGALOV Maksim		1	6	8 NOLVAK Kusti
1	7	8 BIRUYKOV Denis		1	10	6 JUHKAMI Martti
17		<b>Total Team</b>	Total	26		<b>Total Team</b>
75	187	<b>Total Team</b>		61	172	<b>Total Team</b>
13	29	8 BIRUYKOV Denis		<b>Best Scorer</b>	13	41
111 km/h		18 SAVIN Sergey	<b>Fastest Serve</b>	116 km/h		6 JUHKAMI Martti

LEGEND			
Atts	Attempts	C	Team Captain
L	Libero player	L	Substitute libero
n	Starting line-up where n = starting position on court (i.e. positions 1 to 6)	nn	Substitute where nn = jersey number of out going player
Opp	Opponent	Pts	Points scored

Timing and Results provided by TISSOT



WED 10 JUL 2013  
20:00  
21:21

Match No: 36

Match Statistics  
статистика

Match Duration: 1h 21m  
Attendance: 3500

RUS vs EST  
3 0

Teams	Sets	1	2	3	Total
RUS	3	25	25	25	75
EST	0	18	22	21	61
Playing Time		21m	27m	27m	1h 15m

First Referee: GALL Jakub (CZE)


Second Referee: MEDVID Mykhaylo (UKR)

RUS - Russian Fed.


Scoring Spike

Limit 15.00%

Rk	No	Name	Spikes	Faults	Shots	Total Attempts	Eff %
1	8	BIRUYKOV Denis	11	1	7	19	52.63
2	15	ILINYKH Dmitry	9	1	8	18	44.44
3	17	ZHIGALOV Maksim	7	5	6	18	11.11
	1	VOLVICH Artem	4	-	3	7	
	18	SAVIN Sergey	4	1	2	7	
	5	SYCHEV Oleg	3	-	3	6	
	10	MARKIN Alexandr	-	2	1	3	
	3	KOVALEV Dmitriy	1	-	-	1	
	4	ANTIPKIN Sergey	-	-	-	-	
	7	SHIPOTKO Denis	-	-	-	-	
	9	GOLUBEV Valentin	-	-	-	-	
	14	SHCHERBININ Dmitriy	-	-	-	-	
Team Totals			39	10	30	79	36.71

Scoring Block


Rk	No	Name	Kill Blocks	Faults	Rebounds	Total Attempts	Avg by Set
1	15	ILINYKH Dmitry	3	2	1	6	1.00
2	5	SYCHEV Oleg	2	3	2	7	0.67
2	17	ZHIGALOV Maksim	2	1	2	5	0.67
2	1	VOLVICH Artem	2	2	1	5	0.67
5	4	ANTIPKIN Sergey	1	2	2	5	0.33
5	8	BIRUYKOV Denis	1	2	-	3	0.33
7	3	KOVALEV Dmitriy	-	-	1	1	0.00
7	10	MARKIN Alexandr	-	1	-	1	0.00
7	18	SAVIN Sergey	-	1	-	1	0.00
	7	SHIPOTKO Denis	-	-	-	-	
	9	GOLUBEV Valentin	-	-	-	-	
	14	SHCHERBININ Dmitriy	-	-	-	-	
Team Totals			11	14	9	34	3.67

Scoring Service


Rk	No	Name	Aces	Faults	Serve Hits	Total Attempts	Avg by Set
1	4	ANTIPKIN Sergey	4	4	10	18	1.33
2	17	ZHIGALOV Maksim	2	5	4	11	0.67
3	5	SYCHEV Oleg	1	3	8	12	0.33
3	8	BIRUYKOV Denis	1	1	5	7	0.33
5	1	VOLVICH Artem	-	2	10	12	0.00
5	15	ILINYKH Dmitry	-	3	7	10	0.00
5	18	SAVIN Sergey	-	1	2	3	0.00
5	10	MARKIN Alexandr	-	1	-	1	0.00
	3	KOVALEV Dmitriy	-	-	-	-	
	7	SHIPOTKO Denis	-	-	-	-	
	9	GOLUBEV Valentin	-	-	-	-	
	14	SHCHERBININ Dmitriy	-	-	-	-	
Team Totals			8	20	46	74	2.67

Team

Opponent Errors & Team Faults	17	1
-------------------------------	----	---

Timing and Results provided by  TISSOT



WED 10 JUL 2013  
20:00  
21:21

Match No: 36

**Match Statistics**  
статистика

Match Duration: 1h 21m  
Attendance: 3500


**RUS vs EST**  
3 0

Teams	Sets	1	2	3	Total
<b>RUS</b>	<b>3</b>	25	25	25	75
<b>EST</b>	<b>0</b>	18	22	21	61
<b>Playing Time</b>		21m	27m	27m	1h 15m


First Referee: GALL Jakub (CZE)

Second Referee: MEDVID Mykhaylo (UKR)

**RUS - Russian Fed.**

Non-Scoring Dig


Rk	No	Name	Digs	Faults	Receptions	Total Attempts	Avg by Set
1	9	GOLUBEV Valentin	7	5	2	14	2.33
2	4	ANTIPKIN Sergey	1	-	3	4	0.33
2	8	BIRUYKOV Denis	1	1	2	4	0.33
2	18	SAVIN Sergey	1	-	-	1	0.33
5	17	ZHIGALOV Maksim	-	-	3	3	0.00
5	3	KOVALEV Dmitriy	-	1	2	3	0.00
5	15	ILINYKH Dmitry	-	2	1	3	0.00
5	1	VOLVICH Artem	-	-	2	2	0.00
5	5	SYCHEV Oleg	-	-	1	1	0.00
5	10	MARKIN Alexandr	-	-	1	1	0.00
5	7	SHIPOTKO Denis	-	1	-	1	0.00
	14	SHCHERBININ Dmitriy	-	-	-	-	-
<b>Team Totals</b>			10	10	17	37	3.33


Non-Scoring Set


Rk	No	Name	Running Sets	Faults	Still Sets	Total Attempts	Avg by Set
1	4	ANTIPKIN Sergey	25	-	21	46	8.33
2	3	KOVALEV Dmitriy	4	-	4	8	1.33
3	15	ILINYKH Dmitry	3	-	2	5	1.00
4	9	GOLUBEV Valentin	1	1	5	7	0.33
4	5	SYCHEV Oleg	1	-	3	4	0.33
4	1	VOLVICH Artem	1	-	-	1	0.33
4	10	MARKIN Alexandr	1	-	-	1	0.33
8	8	BIRUYKOV Denis	-	-	2	2	0.00
8	18	SAVIN Sergey	-	-	1	1	0.00
	7	SHIPOTKO Denis	-	-	-	-	-
	14	SHCHERBININ Dmitriy	-	-	-	-	-
	17	ZHIGALOV Maksim	-	-	-	-	-
<b>Team Totals</b>			36	1	38	75	12.00

Non-Scoring Reception

<b>Limit</b> 25.00%

Rk	No	Name	Excellents	Faults	Serve Receptions	Total Attempts	Succ %
1	9	GOLUBEV Valentin	7	1	9	17	41.18
2	8	BIRUYKOV Denis	4	2	10	16	25.00
	15	ILINYKH Dmitry	1	1	8	10	
	10	MARKIN Alexandr	5	-	2	7	
	7	SHIPOTKO Denis	-	1	2	3	
	1	VOLVICH Artem	-	-	1	1	
	3	KOVALEV Dmitriy	-	-	-	-	
	4	ANTIPKIN Sergey	-	-	-	-	
	5	SYCHEV Oleg	-	-	-	-	
	14	SHCHERBININ Dmitriy	-	-	-	-	
	17	ZHIGALOV Maksim	-	-	-	-	
	18	SAVIN Sergey	-	-	-	-	
<b>Team Totals</b>			17	5	32	54	31.48

Timing and Results provided by  **TISSOT**



WED 10 JUL 2013  
20:00  
21:21

Match No: 36

### Match Statistics

статистика

Match Duration: 1h 21m  
Attendance: 3500

RUS vs EST  
3 0

Teams	Sets	1	2	3	Total
RUS	3	25	25	25	75
EST	0	18	22	21	61
	Playing Time	21m	27m	27m	1h 15m

First Referee: GALL Jakub (CZE)


Second Referee: MEDVID Mykhaylo (UKR)

### EST - Estonia


Scoring Spike

Limit 15.00%

Rk	No	Name	Spikes	Faults	Shots	Total Attempts	Eff %
1	10	ROSENBLATT Martti	6	3	4	13	23.08
2	20	TIISAAR Mart	10	5	8	23	21.74
	6	JUHKAMI Martti	4	7	3	14	
	17	ENNEMUIST Siim	1	3	3	7	
	12	KIVISILD Meelis	1	-	3	4	
	1	TAMMEMAA Timo	1	-	1	2	
	8	NOLVAK Kusti	1	1	-	2	
	2	KEEL Martti	-	-	1	1	
	7	ORAV Oliver	-	-	-	-	
	13	RAADIK Andrus	-	-	-	-	
	15	KORESAAR Kardo	-	-	-	-	
	16	JARVEKULG Edgar	-	-	-	-	
<b>Team Totals</b>			24	19	23	66	7.58

Scoring Block



Rk	No	Name	Kill Blocks	Faults	Rebounds	Total Attempts	Avg by Set
1	20	TIISAAR Mart	3	4	3	10	1.00
2	12	KIVISILD Meelis	1	4	3	8	0.33
2	6	JUHKAMI Martti	1	5	1	7	0.33
2	17	ENNEMUIST Siim	1	2	3	6	0.33
5	1	TAMMEMAA Timo	-	3	2	5	0.00
5	10	ROSENBLATT Martti	-	3	2	5	0.00
5	8	NOLVAK Kusti	-	1	2	3	0.00
	2	KEEL Martti	-	-	-	-	
	7	ORAV Oliver	-	-	-	-	
	13	RAADIK Andrus	-	-	-	-	
	15	KORESAAR Kardo	-	-	-	-	
	16	JARVEKULG Edgar	-	-	-	-	
<b>Team Totals</b>			6	22	16	44	2.00

Scoring Service


Rk	No	Name	Aces	Faults	Serve Hits	Total Attempts	Avg by Set
1	12	KIVISILD Meelis	2	1	6	9	0.67
2	6	JUHKAMI Martti	1	1	8	10	0.33
2	8	NOLVAK Kusti	1	-	5	6	0.33
2	1	TAMMEMAA Timo	1	1	1	3	0.33
5	17	ENNEMUIST Siim	-	1	10	11	0.00
5	10	ROSENBLATT Martti	-	2	9	11	0.00
5	20	TIISAAR Mart	-	1	7	8	0.00
5	2	KEEL Martti	-	1	3	4	0.00
	7	ORAV Oliver	-	-	-	-	
	13	RAADIK Andrus	-	-	-	-	
	15	KORESAAR Kardo	-	-	-	-	
	16	JARVEKULG Edgar	-	-	-	-	
<b>Team Totals</b>			5	8	49	62	1.67

Team

Opponent Errors & Team Faults	26
-------------------------------	----

Timing and Results provided by  TISSOT



WED 10 JUL 2013  
20:00  
21:21

Match No: 36

### Match Statistics

статистика

Match Duration: 1h 21m  
Attendance: 3500


RUS vs EST  
3 0

Teams	Sets	1	2	3	Total
RUS	3	25	25	25	75
EST	0	18	22	21	61
Playing Time		21m	27m	27m	1h 15m

First Referee: GALL Jakub (CZE)

Second Referee: MEDVID Mykhaylo (UKR)

### EST - Estonia

Non-Scoring Dig


Rk	No	Name	Digs	Faults	Receptions	Total Attempts	Avg by Set
1	10	ROSENBLATT Martti	2	4	3	9	0.67
1	20	TIISAAR Mart	2	3	3	8	0.67
1	17	ENNEMUIST Siim	2	1	-	3	0.67
4	6	JUHKAMI Martti	1	3	6	10	0.33
4	16	JARVEKULG Edgar	1	4	2	7	0.33
4	2	KEEL Martti	1	-	-	1	0.33
4	12	KIVISILD Meelis	1	-	-	1	0.33
8	8	NOLVAK Kusti	-	1	2	3	0.00
8	1	TAMMEMAA Timo	-	-	2	2	0.00
	7	ORAV Oliver	-	-	-	-	
	13	RAADIK Andrus	-	-	-	-	
	15	KORESAAR Kardo	-	-	-	-	
<b>Team Totals</b>			10	16	18	44	3.33

Non-Scoring Set



Rk	No	Name	Running Sets	Faults	Still Sets	Total Attempts	Avg by Set
1	8	NOLVAK Kusti	13	1	21	35	4.33
2	2	KEEL Martti	7	-	11	18	2.33
3	6	JUHKAMI Martti	1	-	3	4	0.33
3	12	KIVISILD Meelis	1	-	1	2	0.33
3	15	KORESAAR Kardo	1	-	-	1	0.33
6	16	JARVEKULG Edgar	-	-	3	3	0.00
6	1	TAMMEMAA Timo	-	-	1	1	0.00
6	20	TIISAAR Mart	-	-	1	1	0.00
	7	ORAV Oliver	-	-	-	-	
	10	ROSENBLATT Martti	-	-	-	-	
	13	RAADIK Andrus	-	-	-	-	
	17	ENNEMUIST Siim	-	-	-	-	
<b>Team Totals</b>			23	1	41	65	7.67

Non-Scoring Reception

<b>Limit</b> 25.00%

Rk	No	Name	Excellents	Faults	Serve Receptions	Total Attempts	Succ %
1	10	ROSENBLATT Martti	7	2	13	22	31.82
2	16	JARVEKULG Edgar	4	3	9	16	25.00
	6	JUHKAMI Martti	3	2	4	9	
	15	KORESAAR Kardo	3	-	2	5	
	20	TIISAAR Mart	-	1	-	1	
	1	TAMMEMAA Timo	-	-	-	-	
	2	KEEL Martti	-	-	-	-	
	7	ORAV Oliver	-	-	-	-	
	8	NOLVAK Kusti	-	-	-	-	
	12	KIVISILD Meelis	-	-	-	-	
	13	RAADIK Andrus	-	-	-	-	
	17	ENNEMUIST Siim	-	-	-	-	
<b>Team Totals</b>			17	8	28	53	32.08

LEGEND Avg Average Eff% Efficiency Rk Rank Succ% Success %

Timing and Results provided by  TISSOT





Match No: 37

**Start List**

Стартовый список

**KOR vs BLR**

First Referee: ZHANG Xin (CHN)

Second Referee: JASINSKI Dariusz (POL)

**KOR - Korea** Red

No.	C/L	Name	Shirt Name	Height m / ft in	Weight kg / lbs	Highest Reach		Date of Birth	Tournament Totals				
						Spike cm	Block cm		Spike	Block	Serve	Total	%
1		SONG Huichae	SONG, HUI-CHAE	1.92/6'4"	84/185	330	315	29 APR 1992	25	1	1	27	18.24
3		KWAK Myoungwoo	KWAK, MYOUNG-WOO	1.93/6'4"	75/165	330	316	8 APR 1991					
5	L	OH Jaeseong	OH, JAE-SEONG	1.75/5'9"	62/137	300	285	2 APR 1992					
6		LEE Mingyu	LEE, MIN-GYU	1.94/6'4"	78/172	321	309	3 DEC 1992	2	3	4	9	6.08
7	C	LEE Kangwon	LEE, KANG-WON	1.98/6'6"	91/201	334	320	5 MAY 1990	17	1		18	12.16
9		JIN Seongtae	JIN, SEONG-TAE	1.99/6'6"	87/192	333	320	3 FEB 1993	11	2		13	8.78
10		NA Gyeongbok	NA, GYEONG-BOK	1.99/6'6"	84/185	334	320	8 APR 1994	4		1	5	3.38
11		SONG Myunggeun	SONG, MYUNG-GEUN	1.97/6'6"	80/176	332	319	12 MAR 1993	25	2		27	18.24
15		KIM Myeongjin	KIM, MYEONG-JIN	2.00/6'7"	80/176	334	322	27 MAR 1991	20	1		21	14.19
16		SIM Kyoung-Sub	SIM, KYOUNG-SUB	1.97/6'6"	88/194	330	319	28 AUG 1991	5			5	3.38
17		PARK Jinwoo	PARK, JIN-WOO	1.98/6'6"	78/172	332	322	18 MAR 1990	16	4		20	13.51
18		KIM Kyumin	KIM, KYU-MIN	1.99/6'6"	92/203	331	319	28 DEC 1990	3			3	2.03
<b>Head Coach</b>			KIM Chanho		<b>Assistant Coach</b>			LEE Dongyoub					

Results in this  
Universiade

Phase	Opponent	Sets	Points per Set
Preliminary	RUS	0 - 3	21-25, 16-25, 20-25
Preliminary	EST	3 - 0	25-23, 26-24, 25-23
Preliminary	HKG	3 - 0	25-16, 25-22, 25-14


**BLR - Belarus** Blue

No.	C/L	Name	Shirt Name	Height m / ft in	Weight kg / lbs	Highest Reach		Date of Birth	Tournament Totals				
						Spike cm	Block cm		Spike	Block	Serve	Total	%
1		RADZIUK Andrei	RADZIUK	1.92/6'4"	91/201	347	320	23 MAR 1990	26	4	2	32	20.92
2		RUSAK Evgeny	RUSAK	1.99/6'6"	89/196	340	305	18 APR 1985			1	1	0.65
3		CHARAPOVICH Viachaslau	CHARAPOVIC	1.95/6'5"	90/198	350	330	8 FEB 1992	27			27	17.65
4		LIASHCHYNSKAS Stasis	LIASHCHYNSKAS	2.05/6'9"	82/181	350	335	16 APR 1991	15	6	2	23	15.03
5		TARAS Siarhei	TARAS	1.90/6'3"	85/187	355	340	7 FEB 1988					
7		BARDACHOU Aliaksandr	BARDACHOU	1.91/6'3"	73/161	342	330	25 MAY 1993	1			1	0.65
8		KUKLINSKI Pavel	KUKLINSKI	1.94/6'4"	90/198	340	325	18 DEC 1989	1	1		2	1.31
9	C	APLEVICH Raman	APLEVICH	1.85/6'1"	89/196	335	310	19 MAR 1986	18	4	3	25	16.34
10		MIASHKOU Siarhei	MIASHKOU	1.98/6'6"	98/216	345	325	15 NOV 1991	1			1	0.65
11	L	ZABAROUSKI Stanislau	ZABAROUSKI	1.80/5'11"	78/172	335	310	4 JAN 1988	1			1	0.65
18		VASH Dzmity	VASH	1.93/6'4"	85/187	335	310	23 APR 1988	2	5	5	12	7.84
20		MAROZAU Maksim	MAROZAU	2.04/6'8"	102/225	335	320	29 MAY 1989	20	5	3	28	18.30
<b>Head Coach</b>			BEKSHA Viktor										

Results in this  
Universiade

Phase	Opponent	Sets	Points per Set
Preliminary	HKG	3 - 0	25-17, 25-21, 25-10
Preliminary	USA	3 - 0	25-18, 25-15, 25-20
Preliminary	EST	3 - 0	25-17, 25-19, 25-19

<b>LEGEND</b>	%	Percent of total team scoring	C	Team Captain	L	Libero Player
---------------	---	-------------------------------	---	--------------	---	---------------

Timing and Results provided by  **TISSOT**





Match No: 37

**Match Results**  
Результат / Отчет о матче

Match Duration: 1h 55m  
Attendance: 220

**KOR vs BLR**  
3 1

Teams	Sets	1	2	3	4	Total
KOR	3	25	24	25	25	99
BLR	1	20	26	23	17	86
	<b>Playing Time</b>	26m	29m	27m	24m	1h 46m

First Referee: ZHANG Xin (CHN)

Second Referee: JASINSKI Dariusz (POL)

KOR - Korea									
No	C/L	Name	1	2	3	4	5	Pts	
1		SONG Huichae	4	5				5	
3		KWAK Myoungwoo							
5	L	OH Jaeseong	L	L	L	L			
6		LEE Mingyu	6	1	6	1		7	
7	C	LEE Kangwon	3	4				8	
9		JIN Seongtae	5	6	5	6		8	
10		NA Gyeongbok							
11		SONG Myunggeun	1	2	1	2		15	
15		KIM Myeongjin		7	3	4		14	
16		SIM Kyoung-Sub		1	4	5		8	
17		PARK Jinwoo	2	3	2	3		5	
18		KIM Kyumin							
<b>Head Coach</b>		KIM Chanho							
<b>Assistant Coach</b>		LEE Dongyoub							

BLR - Belarus									
No	C/L	Name	1	2	3	4	5	Pts	
1		RADZIUK Andrei	5	6	6	6		14	
2		RUSAK Evgeny							
3		CHARAPOVICH Viachaslau	4	5	5	5		19	
4		LIASHCHYNSKAS Stasis	6	1	1	4		2	
5		TARAS Sjarhei							
7		BARDACHOU Aliaksandr	20						
8		KUKLINSKI Pavel			1	9		2	
9	C	APLEVICH Raman	2	3	3	3		14	
10		MIASHKOU Sjarhei		9		3			
11	L	ZABAROUSKI Stanislau	L	L	L	L			
18		VASH Dzmitry	1	2	2	2		4	
20		MAROZAU Maksim	3	4	4	1		10	
<b>Head Coach</b>		BEKSHA Viktor							

**TEAM AND PLAYER PERFORMANCES**

Won	Total Atts	No Name	Scoring Skills	Won	Total Atts	No Name
62	117	<b>Total Team</b>		50	114	<b>Total Team</b>
14	28	11 SONG Myunggeun	Spike	17	32	3 CHARAPOVICH Viachaslau
14	24	15 KIM Myeongjin		12	20	9 APLEVICH Raman
7	9	16 SIM Kyoung-Sub		11	34	1 RADZIUK Andrei
7	66	<b>Total Team</b>	Block	9	66	<b>Total Team</b>
2	4	1 SONG Huichae		4	15	20 MAROZAU Maksim
2	17	9 JIN Seongtae		2	8	9 APLEVICH Raman
1	3	7 LEE Kangwon	1	16	4 LIASHCHYNSKAS Stasis	
1	98	<b>Total Team</b>	Serve	6	87	<b>Total Team</b>
1	15	6 LEE Mingyu		2	14	1 RADZIUK Andrei
				2	15	18 VASH Dzmitry
			1	12	20 MAROZAU Maksim	
29		<b>Total Team</b>	Opp Error	21		<b>Total Team</b>
99	281	<b>Total Team</b>		Total	86	267
15	56	11 SONG Myunggeun	<b>Best Scorer</b>	19	48	3 CHARAPOVICH Viachaslau

**LEGEND**

**Atts** Attempts  
**L** Libero player  
**[n]** Starting line-up where n = starting position on court (i.e. positions 1 to 6)  
**Opp** Opponent

**C** Team Captain  
**[L]** Substitute libero  
**[nn]** Substitute where nn = jersey number of out going player  
**Pts** Points scored

Timing and Results provided by **TISSOT**



Match No: 37

### Match Statistics

статистика

Match Duration: 1h 55m  
Attendance: 220

KOR vs BLR  
3 1

Teams	Sets	1	2	3	4	Total
KOR	3	25	24	25	25	99
BLR	1	20	26	23	17	86
Playing Time		26m	29m	27m	24m	1h 46m

First Referee: ZHANG Xin (CHN)


Second Referee: JASINSKI Dariusz (POL)

### KOR - Korea


Scoring Spike

Limit 15.00%

Rk	No	Name	Spikes	Faults	Shots	Total Attempts	Eff %
1	11	SONG Myunggeun	14	3	11	28	39.29
2	15	KIM Myeongjin	14	5	5	24	37.50
	7	LEE Kangwon	7	4	5	16	
	9	JIN Seongtae	6	2	7	15	
	17	PARK Jinwoo	5	1	5	11	
	16	SIM Kyoung-Sub	7	1	1	9	
	6	LEE Mingyu	6	-	2	8	
	1	SONG Huichae	3	1	2	6	
	3	KWAK Myoungwoo	-	-	-	-	
	5	OH Jaeseong	-	-	-	-	
	10	NA Gyeongbok	-	-	-	-	
	18	KIM Kyumin	-	-	-	-	
Team Totals			62	17	38	117	38.46

Scoring Block


Rk	No	Name	Kill Blocks	Faults	Rebounds	Total Attempts	Avg by Set
1	9	JIN Seongtae	2	9	6	17	0.50
1	1	SONG Huichae	2	-	2	4	0.50
3	11	SONG Myunggeun	1	8	3	12	0.25
3	16	SIM Kyoung-Sub	1	4	1	6	0.25
3	7	LEE Kangwon	1	1	1	3	0.25
6	17	PARK Jinwoo	-	8	6	14	0.00
6	6	LEE Mingyu	-	2	5	7	0.00
6	15	KIM Myeongjin	-	1	2	3	0.00
	3	KWAK Myoungwoo	-	-	-	-	
	5	OH Jaeseong	-	-	-	-	
	10	NA Gyeongbok	-	-	-	-	
	18	KIM Kyumin	-	-	-	-	
Team Totals			7	33	26	66	1.75

Scoring Service


Rk	No	Name	Aces	Faults	Serve Hits	Total Attempts	Avg by Set
1	6	LEE Mingyu	1	-	14	15	0.25
2	17	PARK Jinwoo	-	2	20	22	0.00
2	11	SONG Myunggeun	-	1	15	16	0.00
2	9	JIN Seongtae	-	1	13	14	0.00
2	15	KIM Myeongjin	-	1	11	12	0.00
2	16	SIM Kyoung-Sub	-	1	10	11	0.00
2	7	LEE Kangwon	-	1	3	4	0.00
2	1	SONG Huichae	-	2	2	4	0.00
	3	KWAK Myoungwoo	-	-	-	-	
	5	OH Jaeseong	-	-	-	-	
	10	NA Gyeongbok	-	-	-	-	
	18	KIM Kyumin	-	-	-	-	
Team Totals			1	9	88	98	0.25

Team

Opponent Errors & Team Faults	29
-------------------------------	----

Timing and Results provided by  TISSOT



Match No: 37

### Match Statistics

статистика

Match Duration: 1h 55m  
Attendance: 220


KOR vs BLR  
3 1

Teams	Sets	1	2	3	4	Total
KOR	3	25	24	25	25	99
BLR	1	20	26	23	17	86
Playing Time		26m	29m	27m	24m	1h 46m

First Referee: ZHANG Xin (CHN)

Second Referee: JASINSKI Dariusz (POL)

### KOR - Korea

Non-Scoring Dig


Rk	No	Name	Digs	Faults	Receptions	Total Attempts	Avg by Set
1	11	SONG Myunggeun	6	3	6	15	1.50
2	5	OH Jaeseong	5	3	7	15	1.25
3	16	SIM Kyoung-Sub	3	3	3	9	0.75
4	1	SONG Huichae	2	4	1	7	0.50
5	6	LEE Mingyu	1	1	6	8	0.25
6	15	KIM Myeongjin	-	4	3	7	0.00
6	9	JIN Seongtae	-	1	4	5	0.00
6	17	PARK Jinwoo	-	2	3	5	0.00
	3	KWAK Myoungwoo	-	-	-	-	-
	7	LEE Kangwon	-	-	-	-	-
	10	NA Gyeongbok	-	-	-	-	-
	18	KIM Kyumin	-	-	-	-	-
<b>Team Totals</b>			17	21	33	71	4.25

Non-Scoring Set


Rk	No	Name	Running Sets	Faults	Still Sets	Total Attempts	Avg by Set
1	6	LEE Mingyu	50	-	42	92	12.50
2	5	OH Jaeseong	2	-	2	4	0.50
2	15	KIM Myeongjin	2	-	1	3	0.50
4	9	JIN Seongtae	1	-	1	2	0.25
5	11	SONG Myunggeun	-	-	5	5	0.00
5	16	SIM Kyoung-Sub	-	-	1	1	0.00
	1	SONG Huichae	-	-	-	-	-
	3	KWAK Myoungwoo	-	-	-	-	-
	7	LEE Kangwon	-	-	-	-	-
	10	NA Gyeongbok	-	-	-	-	-
	17	PARK Jinwoo	-	-	-	-	-
	18	KIM Kyumin	-	-	-	-	-
<b>Team Totals</b>			55		52	107	13.75

Non-Scoring Reception

<b>Limit</b> 25.00%

Rk	No	Name	Excellents	Faults	Serve Receptions	Total Attempts	Succ %
1	5	OH Jaeseong	14	2	13	29	48.28
	16	SIM Kyoung-Sub	6	1	9	16	
	11	SONG Myunggeun	3	-	9	12	
	1	SONG Huichae	5	3	3	11	
	9	JIN Seongtae	-	-	2	2	
	3	KWAK Myoungwoo	-	-	-	-	
	6	LEE Mingyu	-	-	-	-	
	7	LEE Kangwon	-	-	-	-	
	10	NA Gyeongbok	-	-	-	-	
	15	KIM Myeongjin	-	-	-	-	
	17	PARK Jinwoo	-	-	-	-	
	18	KIM Kyumin	-	-	-	-	
<b>Team Totals</b>			28	6	36	70	40.00



Match No: 37

### Match Statistics

статистика

Match Duration: 1h 55m  
Attendance: 220

### KOR vs BLR

3 1

Teams	Sets	1	2	3	4	Total
KOR	3	25	24	25	25	99
BLR	1	20	26	23	17	86
Playing Time		26m	29m	27m	24m	1h 46m

First Referee: ZHANG Xin (CHN)


Second Referee: JASINSKI Dariusz (POL)

### BLR - Belarus


Scoring Spike

Limit
15.00%

Rk	No	Name	Spikes	Faults	Shots	Total Attempts	Eff %
1	9	APLEVICH Raman	12	3	5	20	45.00
2	3	CHARAPOVICH Viachaslau	17	6	9	32	34.38
3	1	RADZIUK Andrei	11	3	20	34	23.53
	20	MAROZAU Maksim	5	2	6	13	
	4	LIASHCHYNSKAS Stasis	1	1	4	6	
	8	KUKLINSKI Pavel	2	-	2	4	
	18	VASH Dzmitry	2	-	2	4	
	10	MIASHKOU Siarhei	-	1	-	1	
	2	RUSAK Evgeny	-	-	-	-	
	5	TARAS Siarhei	-	-	-	-	
	7	BARDACHOU Aliaksandr	-	-	-	-	
	11	ZABAROUSKI Stanislau	-	-	-	-	
Team Totals			50	16	48	114	29.82

Scoring Block



Rk	No	Name	Kill Blocks	Faults	Rebounds	Total Attempts	Avg by Set
1	20	MAROZAU Maksim	4	5	6	15	1.00
2	9	APLEVICH Raman	2	6	-	8	0.50
3	4	LIASHCHYNSKAS Stasis	1	6	9	16	0.25
3	1	RADZIUK Andrei	1	11	1	13	0.25
3	3	CHARAPOVICH Viachaslau	1	2	1	4	0.25
6	18	VASH Dzmitry	-	5	3	8	0.00
6	11	ZABAROUSKI Stanislau	-	-	1	1	0.00
6	10	MIASHKOU Siarhei	-	1	-	1	0.00
	2	RUSAK Evgeny	-	-	-	-	
	5	TARAS Siarhei	-	-	-	-	
	7	BARDACHOU Aliaksandr	-	-	-	-	
	8	KUKLINSKI Pavel	-	-	-	-	
Team Totals			9	36	21	66	2.25

Scoring Service


Rk	No	Name	Aces	Faults	Serve Hits	Total Attempts	Avg by Set
1	18	VASH Dzmitry	2	6	7	15	0.50
1	1	RADZIUK Andrei	2	1	11	14	0.50
3	20	MAROZAU Maksim	1	-	11	12	0.25
3	3	CHARAPOVICH Viachaslau	1	3	8	12	0.25
5	9	APLEVICH Raman	-	3	14	17	0.00
5	4	LIASHCHYNSKAS Stasis	-	3	10	13	0.00
5	10	MIASHKOU Siarhei	-	1	1	2	0.00
5	7	BARDACHOU Aliaksandr	-	-	1	1	0.00
5	8	KUKLINSKI Pavel	-	-	1	1	0.00
	2	RUSAK Evgeny	-	-	-	-	
	5	TARAS Siarhei	-	-	-	-	
	11	ZABAROUSKI Stanislau	-	-	-	-	
Team Totals			6	17	64	87	1.50

Team

Opponent Errors & Team Faults	21
-------------------------------	----

Timing and Results provided by  TISSOT



Match No: 37

### Match Statistics

статистика

Match Duration: 1h 55m  
Attendance: 220

### KOR vs BLR


3 1

Teams	Sets	1	2	3	4	Total
KOR	3	25	24	25	25	99
BLR	1	20	26	23	17	86
Playing Time		26m	29m	27m	24m	1h 46m

First Referee: ZHANG Xin (CHN)

Second Referee: JASINSKI Dariusz (POL)

### BLR - Belarus

Non-Scoring Dig


Rk	No	Name	Digs	Faults	Receptions	Total Attempts	Avg by Set
1	11	ZABAROUSKI Stanislau	5	8	9	22	1.25
2	9	APLEVICH Raman	3	3	7	13	0.75
2	1	RADZIUK Andrei	3	4	-	7	0.75
4	10	MIASHKOU Siarhei	1	2	1	4	0.25
5	18	VASH Dzmitry	-	4	3	7	0.00
5	3	CHARAPOVICH Viachaslau	-	5	-	5	0.00
5	4	LIASHCHYNSKAS Stasis	-	2	1	3	0.00
5	20	MAROZAU Maksim	-	1	1	2	0.00
	2	RUSAK Evgeny	-	-	-	-	-
	5	TARAS Siarhei	-	-	-	-	-
	7	BARDACHOU Aliaksandr	-	-	-	-	-
	8	KUKLINSKI Pavel	-	-	-	-	-
<b>Team Totals</b>			12	29	22	63	3.00

Non-Scoring Set



Rk	No	Name	Running Sets	Faults	Still Sets	Total Attempts	Avg by Set
1	18	VASH Dzmitry	41	-	53	94	10.25
2	1	RADZIUK Andrei	2	-	3	5	0.50
2	11	ZABAROUSKI Stanislau	2	-	3	5	0.50
4	20	MAROZAU Maksim	1	-	-	1	0.25
5	9	APLEVICH Raman	-	-	2	2	0.00
5	3	CHARAPOVICH Viachaslau	-	-	1	1	0.00
	2	RUSAK Evgeny	-	-	-	-	-
	4	LIASHCHYNSKAS Stasis	-	-	-	-	-
	5	TARAS Siarhei	-	-	-	-	-
	7	BARDACHOU Aliaksandr	-	-	-	-	-
	8	KUKLINSKI Pavel	-	-	-	-	-
	10	MIASHKOU Siarhei	-	-	-	-	-
<b>Team Totals</b>			46		62	108	11.50

Non-Scoring Reception

<b>Limit</b>
25.00%

Rk	No	Name	Excellents	Faults	Serve Receptions	Total Attempts	Succ %
1	11	ZABAROUSKI Stanislau	13	-	7	20	65.00
2	9	APLEVICH Raman	17	-	20	37	45.95
3	1	RADZIUK Andrei	10	-	15	25	40.00
	4	LIASHCHYNSKAS Stasis	2	-	1	3	
	8	KUKLINSKI Pavel	1	-	-	1	
	2	RUSAK Evgeny	-	-	-	-	
	3	CHARAPOVICH Viachaslau	-	-	-	-	
	5	TARAS Siarhei	-	-	-	-	
	7	BARDACHOU Aliaksandr	-	-	-	-	
	10	MIASHKOU Siarhei	-	-	-	-	
	18	VASH Dzmitry	-	-	-	-	
	20	MAROZAU Maksim	-	-	-	-	
<b>Team Totals</b>			43		43	86	50.00

LEGEND Avg Average Eff% Efficiency Rk Rank Succ% Success %

Timing and Results provided by  TISSOT





Match No: 39

### Start List

Стартовый список

## USA vs KOR

First Referee: SIKANJIC Aleksander (SUI)

Second Referee: PICANCO Paulo (BRA)

### USA - United States White

No.	C/L	Name	Shirt Name	Height m / ft in	Weight kg / lbs	Highest Reach		Date of Birth	Tournament Totals				
						Spike cm	Block cm		Spike	Block	Serve	Total	%
3		PELLETIER Michael	PELLETIER	1.98/6'6"	93/205	340	315	15 SEP 1991	18	5	2	25	16.13
5		VEGA Luis	VEGA	1.83/6'0"	73/161	335	306	19 JUN 1994	27	4	1	32	20.65
8		MASCOE Jason	MASCOE	1.88/6'2"	79/174	333	302	15 NOV 1993					
9	L	LILLEY Ryan	LILLEY	1.81/5'11"	88/194	312	288	11 SEP 1992					
12	C	PIEPER Keaton	PIEPER	1.93/6'4"	82/181	335	301	9 APR 1993	3		2	5	3.23
14		FALCONE Gregory	FALCONE	2.03/6'8"	97/214	345	319	8 MAR 1991	25	5		30	19.35
15		QUESENBERRY Ryan	QUESENBERRY	1.98/6'6"	76/168	338	295	21 JUL 1992	32	3	1	36	23.23
16		JOHNSON Eric	JOHNSON	1.89/6'2"	73/161	318	270	28 JUL 1994					
17		O'LEARY James	O'LEARY	1.98/6'6"	102/225	335	300	10 MAR 1992	22	2	2	26	16.77
18	L	FERRY Nicholas	FERRY	1.83/6'0"	82/181	330	302	18 APR 1992					
19		WOODS JR. Gregory	WOODS	1.85/6'1"	84/185	335	298	31 OCT 1994					
20		BRAWN Eric	BRAWN	1.90/6'3"	93/205	330	299	30 AUG 1994	1			1	0.65
<b>Head Coach</b> SULLIVAN Charlie				<b>Assistant Coach</b> BURCH Kevin									

#### Results in this Universiade

Phase	Opponent	Sets	Points per Set
Preliminary	EST	0 - 3	22-25, 17-25, 18-25
Preliminary	BLR	0 - 3	18-25, 15-25, 20-25
Preliminary	RUS	0 - 3	13-25, 18-25, 9-25
Preliminary	HKG	1 - 3	18-25, 29-27, 23-25, 20-25


### KOR - Korea Blue

No.	C/L	Name	Shirt Name	Height m / ft in	Weight kg / lbs	Highest Reach		Date of Birth	Tournament Totals				
						Spike cm	Block cm		Spike	Block	Serve	Total	%
1		SONG Huichae	SONG, HUI-CHAE	1.92/6'4"	84/185	330	315	29 APR 1992	28	3	1	32	14.68
3		KWAK Myoungwoo	KWAK, MYOUNG-WOO	1.93/6'4"	75/165	330	316	8 APR 1991					
5	L	OH Jaeseong	OH, JAE-SEONG	1.75/5'9"	62/137	300	285	2 APR 1992					
6		LEE Mingyu	LEE, MIN-GYU	1.94/6'4"	78/172	321	309	3 DEC 1992	8	3	5	16	7.34
7	C	LEE Kangwon	LEE, KANG-WON	1.98/6'6"	91/201	334	320	5 MAY 1990	24	2		26	11.93
9		JIN Seongtae	JIN, SEONG-TAE	1.99/6'6"	87/192	333	320	3 FEB 1993	17	4		21	9.63
10		NA Gyeongbok	NA, GYEONG-BOK	1.99/6'6"	84/185	334	320	8 APR 1994	4		1	5	2.29
11		SONG Myunggeun	SONG, MYUNG-GEUN	1.97/6'6"	80/176	332	319	12 MAR 1993	39	3		42	19.27
15		KIM Myeongjin	KIM, MYEONG-JIN	2.00/6'7"	80/176	334	322	27 MAR 1991	34	1		35	16.06
16		SIM Kyoung-Sub	SIM, KYOUNG-SUB	1.97/6'6"	88/194	330	319	28 AUG 1991	12	1		13	5.96
17		PARK Jinwoo	PARK, JIN-WOO	1.98/6'6"	78/172	332	322	18 MAR 1990	21	4		25	11.47
18		KIM Yumin	KIM, KYU-MIN	1.99/6'6"	92/203	331	319	28 DEC 1990	3			3	1.38
<b>Head Coach</b> KIM Chanho				<b>Assistant Coach</b> LEE Dongyoub									

#### Results in this Universiade

Phase	Opponent	Sets	Points per Set
Preliminary	RUS	0 - 3	21-25, 16-25, 20-25
Preliminary	EST	3 - 0	25-23, 26-24, 25-23
Preliminary	HKG	3 - 0	25-16, 25-22, 25-14
Preliminary	BLR	3 - 1	25-20, 24-26, 25-23, 25-17

LEGEND			
%	Percent of total team scoring	C	Team Captain
L	Libero Player		

Timing and Results provided by  TISSOT





THU 11 JUL 2013  
 15:00  
 16:10

Match No: 39

**Match Results**  
 Результат / Отчет о матче

Match Duration: 1h 10m  
 Attendance: 600

**USA vs KOR**  
 0 3

Teams	Sets	1	2	3	Total
USA	0	13	14	22	49
KOR	3	25	25	25	75
<b>Playing Time</b>		20m	21m	23m	1h 04m

First Referee: SIKANJIC Aleksander (SUI)

Second Referee: PICANCO Paulo (BRA)

USA - United States								
No	C/L	Name	1	2	3	4	5	Pts
3		PELLETIER Michael	4	4	19			2
5		VEGA Luis	1	1	4			3
8		MASCOE Jason						
9	L	LILLEY Ryan						
12	C	PIEPER Keaton	6	6	3			5
14		FALCONE Gregory	2	2	5			9
15		QUESENBERRY Ryan	3	3	6			7
16		JOHNSON Eric			14			
17		O'LEARY James	5	5	2			6
18	L	FERRY Nicholas	L	L	L			
19		WOODS JR. Gregory	3	3	1			2
20		BRAWN Eric			15			1
<b>Head Coach</b>		SULLIVAN Charlie						
<b>Assistant Coach</b>		BURCH Kevin						

KOR - Korea								
No	C/L	Name	1	2	3	4	5	Pts
1		SONG Huichae			4			4
3		KWAK Myoungwoo			15	6		
5	L	OH Jaeseong	L	L	L			
6		LEE Mingyu	6	1	3			4
7	C	LEE Kangwon			6	3		5
9		JIN Seongtae	5	6	5			5
10		NA Gyeongbok				1		2
11		SONG Myunggeun	1	2				10
15		KIM Myeongjin	3	4				6
16		SIM Kyoung-Sub	4	5				6
17		PARK Jinwoo	2	3				2
18		KIM Kyumin				2		2
<b>Head Coach</b>		KIM Chanho						
<b>Assistant Coach</b>		LEE Dongyoub						

**TEAM AND PLAYER PERFORMANCES**

Won	Total Atts	No Name	Scoring Skills	Won	Total Atts	No Name
<b>25</b>	<b>76</b>	<b>Total Team</b>		<b>38</b>	<b>67</b>	<b>Total Team</b>
6	11	17 O'LEARY James	<b>Spike</b>	9	12	11 SONG Myunggeun
6	12	14 FALCONE Gregory		6	13	16 SIM Kyoung-Sub
6	20	15 QUESENBERRY Ryan		5	8	7 LEE Kangwon
<b>4</b>	<b>46</b>	<b>Total Team</b>	<b>Block</b>	<b>3</b>	<b>39</b>	<b>Total Team</b>
2	14	14 FALCONE Gregory		1	4	18 KIM Kyumin
1	2	20 BRAWN Eric		1	2	1 SONG Huichae
1	4	15 QUESENBERRY Ryan	1	14	9 JIN Seongtae	
<b>6</b>	<b>51</b>	<b>Total Team</b>	<b>Serve</b>	<b>5</b>	<b>73</b>	<b>Total Team</b>
4	14	12 PIEPER Keaton		2	11	6 LEE Mingyu
1	7	14 FALCONE Gregory		1	5	11 SONG Myunggeun
1	6	5 VEGA Luis	1	7	17 PARK Jinwoo	
<b>14</b>		<b>Total Team</b>	<b>Opp Error</b>	<b>29</b>		<b>Total Team</b>
<b>49</b>	<b>173</b>	<b>Total Team</b>		<b>Total</b>	<b>75</b>	<b>179</b>
<b>9</b>	<b>33</b>	14 FALCONE Gregory	<b>Best Scorer</b>	<b>10</b>	<b>20</b>	11 SONG Myunggeun
<b>98 km/h</b>		17 O'LEARY James	<b>Fastest Serve</b>	<b>107 km/h</b>		11 SONG Myunggeun

LEGEND			
Atts	Attempts	C	Team Captain
L	Libero player	L	Substitute libero
n	Starting line-up where n = starting position on court (i.e. positions 1 to 6)	nn	Substitute where nn = jersey number of out going player
Opp	Opponent	Pts	Points scored

Timing and Results provided by TISSOT



THU 11 JUL 2013  
15:00  
16:10

Match No: 39

### Match Statistics

статистика

Match Duration: 1h 10m  
Attendance: 600

USA vs KOR  
0 3

Teams	Sets	1	2	3	Total
USA	0	13	14	22	49
KOR	3	25	25	25	75
	Playing Time	20m	21m	23m	1h 04m

First Referee: SIKANJIC Aleksander (SUI)


Second Referee: PICANCO Paulo (BRA)

### USA - United States


Scoring Spike

Limit 15.00%

Rk	No	Name	Spikes	Faults	Shots	Total Attempts	Eff %
1	14	FALCONE Gregory	6	3	3	12	25.00
	15	QUESENBERRY Ryan	6	6	8	20	
	5	VEGA Luis	2	6	10	18	
	17	O'LEARY James	6	1	4	11	
	19	WOODS JR. Gregory	2	1	4	7	
	3	PELLETIER Michael	2	-	4	6	
	12	PIEPER Keaton	1	-	1	2	
	8	MASCOE Jason	-	-	-	-	
	9	LILLEY Ryan	-	-	-	-	
	16	JOHNSON Eric	-	-	-	-	
	18	FERRY Nicholas	-	-	-	-	
	20	BRAWN Eric	-	-	-	-	
<b>Team Totals</b>			25	17	34	76	10.53

Scoring Block


Rk	No	Name	Kill Blocks	Faults	Rebounds	Total Attempts	Avg by Set
1	14	FALCONE Gregory	2	10	2	14	0.67
2	15	QUESENBERRY Ryan	1	3	-	4	0.33
2	20	BRAWN Eric	1	1	-	2	0.33
4	17	O'LEARY James	-	7	3	10	0.00
4	12	PIEPER Keaton	-	6	1	7	0.00
4	5	VEGA Luis	-	4	1	5	0.00
4	3	PELLETIER Michael	-	1	2	3	0.00
4	19	WOODS JR. Gregory	-	-	1	1	0.00
	8	MASCOE Jason	-	-	-	-	
	9	LILLEY Ryan	-	-	-	-	
	16	JOHNSON Eric	-	-	-	-	
	18	FERRY Nicholas	-	-	-	-	
<b>Team Totals</b>			4	32	10	46	1.33

Scoring Service


Rk	No	Name	Aces	Faults	Serve Hits	Total Attempts	Avg by Set
1	12	PIEPER Keaton	4	1	9	14	1.33
2	14	FALCONE Gregory	1	2	4	7	0.33
2	5	VEGA Luis	1	3	2	6	0.33
4	17	O'LEARY James	-	2	6	8	0.00
4	15	QUESENBERRY Ryan	-	-	7	7	0.00
4	19	WOODS JR. Gregory	-	2	2	4	0.00
4	3	PELLETIER Michael	-	1	2	3	0.00
4	16	JOHNSON Eric	-	-	1	1	0.00
4	20	BRAWN Eric	-	1	-	1	0.00
	8	MASCOE Jason	-	-	-	-	
	9	LILLEY Ryan	-	-	-	-	
	18	FERRY Nicholas	-	-	-	-	
<b>Team Totals</b>			6	12	33	51	2.00

Team

Opponent Errors & Team Faults	14	1
-------------------------------	----	---

Timing and Results provided by  TISSOT



THU 11 JUL 2013  
15:00  
16:10

Match No: 39

**Match Statistics**  
статистика

Match Duration: 1h 10m  
Attendance: 600


**USA vs KOR**  
0 3

Teams	Sets	1	2	3	Total
USA	0	13	14	22	49
KOR	3	25	25	25	75
	Playing Time	20m	21m	23m	1h 04m


First Referee: SIKANJIC Aleksander (SUI)

Second Referee: PICANCO Paulo (BRA)

**USA - United States**

Non-Scoring Dig


Rk	No	Name	Digs	Faults	Receptions	Total Attempts	Avg by Set
1	5	VEGA Luis	3	-	6	9	1.00
2	18	FERRY Nicholas	1	2	9	12	0.33
2	15	QUESENBERRY Ryan	1	-	-	1	0.33
4	12	PIEPER Keaton	-	1	3	4	0.00
4	3	PELLETIER Michael	-	-	3	3	0.00
4	17	O'LEARY James	-	-	2	2	0.00
4	16	JOHNSON Eric	-	-	1	1	0.00
4	14	FALCONE Gregory	-	1	-	1	0.00
	8	MASCOE Jason	-	-	-	-	-
	9	LILLEY Ryan	-	-	-	-	-
	19	WOODS JR. Gregory	-	-	-	-	-
	20	BRAWN Eric	-	-	-	-	-
<b>Team Totals</b>			5	4	24	33	1.67


Non-Scoring Set


Rk	No	Name	Running Sets	Faults	Still Sets	Total Attempts	Avg by Set
1	12	PIEPER Keaton	22	1	42	65	7.33
2	18	FERRY Nicholas	-	-	5	5	0.00
2	14	FALCONE Gregory	-	1	-	1	0.00
	3	PELLETIER Michael	-	-	-	-	-
	5	VEGA Luis	-	-	-	-	-
	8	MASCOE Jason	-	-	-	-	-
	9	LILLEY Ryan	-	-	-	-	-
	15	QUESENBERRY Ryan	-	-	-	-	-
	16	JOHNSON Eric	-	-	-	-	-
	17	O'LEARY James	-	-	-	-	-
	19	WOODS JR. Gregory	-	-	-	-	-
	20	BRAWN Eric	-	-	-	-	-
<b>Team Totals</b>			22	2	47	71	7.33

Non-Scoring Reception

<b>Limit</b> 25.00%

Rk	No	Name	Excellents	Faults	Serve Receptions	Total Attempts	Succ %
1	5	VEGA Luis	14	1	13	28	50.00
	18	FERRY Nicholas	9	1	4	14	
	3	PELLETIER Michael	3	-	8	11	
	19	WOODS JR. Gregory	3	2	1	6	
	8	MASCOE Jason	-	-	-	-	
	9	LILLEY Ryan	-	-	-	-	
	12	PIEPER Keaton	-	-	-	-	
	14	FALCONE Gregory	-	-	-	-	
	15	QUESENBERRY Ryan	-	-	-	-	
	16	JOHNSON Eric	-	-	-	-	
	17	O'LEARY James	-	-	-	-	
	20	BRAWN Eric	-	-	-	-	
<b>Team Totals</b>			29	4	26	59	49.15

Timing and Results provided by  **TISSOT**



THU 11 JUL 2013  
15:00  
16:10

Match No: 39

### Match Statistics

статистика

Match Duration: 1h 10m  
Attendance: 600

USA vs KOR  
0 3

Teams	Sets	1	2	3	Total
USA	0	13	14	22	49
KOR	3	25	25	25	75
	Playing Time	20m	21m	23m	1h 04m

First Referee: SIKANJIC Aleksander (SUI)


Second Referee: PICANCO Paulo (BRA)

### KOR - Korea


Scoring Spike

Limit 15.00%

Rk	No	Name	Spikes	Faults	Shots	Total Attempts	Eff %
1	11	SONG Myunggeun	9	1	2	12	66.67
2	16	SIM Kyoung-Sub	6	1	6	13	38.46
3	15	KIM Myeongjin	5	2	6	13	23.08
	7	LEE Kangwon	5	1	2	8	
	9	JIN Seongtae	4	1	2	7	
	1	SONG Huichae	3	-	1	4	
	17	PARK Jinwoo	1	-	2	3	
	10	NA Gyeongbok	2	1	-	3	
	6	LEE Mingyu	2	-	-	2	
	18	KIM Kyumin	1	-	1	2	
	3	KWAK Myoungwoo	-	-	-	-	
	5	OH Jaeseong	-	-	-	-	
Team Totals			38	7	22	67	46.27

Scoring Block



Rk	No	Name	Kill Blocks	Faults	Rebounds	Total Attempts	Avg by Set
1	9	JIN Seongtae	1	7	6	14	0.33
1	18	KIM Kyumin	1	1	2	4	0.33
1	1	SONG Huichae	1	1	-	2	0.33
4	17	PARK Jinwoo	-	3	2	5	0.00
4	15	KIM Myeongjin	-	-	4	4	0.00
4	6	LEE Mingyu	-	2	2	4	0.00
4	11	SONG Myunggeun	-	-	3	3	0.00
4	10	NA Gyeongbok	-	1	1	2	0.00
4	7	LEE Kangwon	-	1	-	1	0.00
	3	KWAK Myoungwoo	-	-	-	-	
	5	OH Jaeseong	-	-	-	-	
	16	SIM Kyoung-Sub	-	-	-	-	
Team Totals			3	16	20	39	1.00

Scoring Service


Rk	No	Name	Aces	Faults	Serve Hits	Total Attempts	Avg by Set
1	6	LEE Mingyu	2	2	7	11	0.67
2	15	KIM Myeongjin	1	1	7	9	0.33
2	17	PARK Jinwoo	1	-	6	7	0.33
2	11	SONG Myunggeun	1	-	4	5	0.33
5	9	JIN Seongtae	-	-	11	11	0.00
5	16	SIM Kyoung-Sub	-	1	8	9	0.00
5	3	KWAK Myoungwoo	-	-	6	6	0.00
5	7	LEE Kangwon	-	-	5	5	0.00
5	18	KIM Kyumin	-	1	3	4	0.00
5	1	SONG Huichae	-	2	2	4	0.00
5	10	NA Gyeongbok	-	2	-	2	0.00
	5	OH Jaeseong	-	-	-	-	
Team Totals			5	9	59	73	1.67

Team

Opponent Errors & Team Faults	29
-------------------------------	----

Timing and Results provided by  TISSOT



THU 11 JUL 2013  
15:00  
16:10

Match No: 39

**Match Statistics**  
статистика

Match Duration: 1h 10m  
Attendance: 600


**USA vs KOR**  
0 3

Teams	Sets	1	2	3	Total
USA	0	13	14	22	49
KOR	3	25	25	25	75
	Playing Time	20m	21m	23m	1h 04m


First Referee: SIKANJIC Aleksander (SUI)

Second Referee: PICANCO Paulo (BRA)

**KOR - Korea**

Non-Scoring Dig


Rk	No	Name	Digs	Faults	Receptions	Total Attempts	Avg by Set
1	5	OH Jaeseong	5	3	7	15	1.67
2	1	SONG Huichae	1	-	3	4	0.33
2	15	KIM Myeongjin	1	-	3	4	0.33
2	16	SIM Kyoung-Sub	1	1	-	2	0.33
2	17	PARK Jinwoo	1	-	-	1	0.33
6	6	LEE Mingyu	-	2	6	8	0.00
6	3	KWAK Myoungwoo	-	-	3	3	0.00
6	9	JIN Seongtae	-	-	3	3	0.00
6	11	SONG Myunggeun	-	2	1	3	0.00
6	7	LEE Kangwon	-	-	2	2	0.00
	10	NA Gyeongbok	-	-	-	-	
	18	KIM Kyumin	-	-	-	-	
<b>Team Totals</b>			9	8	28	45	3.00

Non-Scoring Set



Rk	No	Name	Running Sets	Faults	Still Sets	Total Attempts	Avg by Set
1	6	LEE Mingyu	13	1	16	30	4.33
2	3	KWAK Myoungwoo	10	-	5	15	3.33
3	5	OH Jaeseong	2	-	2	4	0.67
3	10	NA Gyeongbok	2	-	-	2	0.67
3	15	KIM Myeongjin	2	-	-	2	0.67
6	11	SONG Myunggeun	1	-	1	2	0.33
6	9	JIN Seongtae	1	-	-	1	0.33
6	18	KIM Kyumin	1	-	-	1	0.33
9	16	SIM Kyoung-Sub	-	-	2	2	0.00
9	7	LEE Kangwon	-	-	1	1	0.00
	1	SONG Huichae	-	-	-	-	
	17	PARK Jinwoo	-	-	-	-	
<b>Team Totals</b>			32	1	27	60	10.67

Non-Scoring Reception

<b>Limit</b> 25.00%

Rk	No	Name	Excellents	Faults	Serve Receptions	Total Attempts	Succ %
1	5	OH Jaeseong	8	2	12	22	36.36
	1	SONG Huichae	1	2	4	7	
	16	SIM Kyoung-Sub	2	-	3	5	
	11	SONG Myunggeun	-	-	2	2	
	9	JIN Seongtae	1	-	-	1	
	3	KWAK Myoungwoo	-	1	-	1	
	10	NA Gyeongbok	-	1	-	1	
	6	LEE Mingyu	-	-	-	-	
	7	LEE Kangwon	-	-	-	-	
	15	KIM Myeongjin	-	-	-	-	
	17	PARK Jinwoo	-	-	-	-	
	18	KIM Kyumin	-	-	-	-	
<b>Team Totals</b>			12	6	21	39	30.77

**LEGEND**  
Avg Average      Eff% Efficiency      Rk Rank      Succ% Success %

Timing and Results provided by  **TISSOT**





Match No: 41

### Start List

Стартовый список

## EST vs HKG

First Referee: ALNOAMAN Salem Abu Baker (UAE)

Second Referee: JASINSKI Dariusz (POL)

### EST - Estonia Blue

No.	C/L	Name	Shirt Name	Height m / ft in	Weight kg / lbs	Highest Reach		Date of Birth	Tournament Totals				
						Spike cm	Block cm		Spike	Block	Serve	Total	%
1		TAMMEMAA Timo	TAMMEMAA	2.00/6'7"	92/203	340	320	18 NOV 1991	4		2	6	3.23
2		KEEL Martti	KEEL	1.89/6'2"	86/190	310	295	30 JAN 1992	4	3	1	8	4.30
6		JUHKAMI Martti	JUHKAMI	1.95/6'5"	91/201	335	315	6 JUN 1988	27	4	3	34	18.28
7		ORAV Oliver	ORAV	1.89/6'2"	77/170	330	300	31 AUG 1995	1			1	0.54
8	C	NOLVAK Kusti	NOLVAK	1.89/6'2"	83/183	322	315	6 NOV 1991	3		1	4	2.15
10		ROSENBLATT Martti	ROSENBLATT	1.98/6'6"	90/198	341	321	29 DEC 1987	12			12	6.45
12		KIVISILD Meelis	KIVISILD	1.99/6'6"	90/198	332	317	28 JUL 1990	13	3	3	19	10.22
13		RAADIK Andrus	RAADIK	1.96/6'5"	97/214	330	303	19 OCT 1986	16	1		17	9.14
15		KORESAAR Kardo	KORESAAR	2.00/6'7"	99/218	340	320	24 APR 1987	6			6	3.23
16	L	JARVEKULG Edgar	JARVEKULG	1.84/6'0"	77/170	315	293	12 JUN 1988					
17		ENNEMUIST Siim	ENNEMUIST	1.97/6'6"	86/190	352	327	5 DEC 1989	14	4	2	20	10.75
20		TIISAAR Mart	TIISAAR	2.04/6'8"	91/201	352	327	5 NOV 1991	51	6	2	59	31.72

Head Coach KEEL Avo

Assistant Coach TIITS Tarmo

#### Results in this Universiade

Phase	Opponent	Sets	Points per Set
Preliminary	USA	3 - 0	25-22, 25-17, 25-18
Preliminary	KOR	0 - 3	23-25, 24-26, 23-25
Preliminary	BLR	0 - 3	17-25, 19-25, 19-25
Preliminary	RUS	0 - 3	18-25, 22-25, 21-25

### HKG - Hong Kg, China Yellow


No.	C/L	Name	Shirt Name	Height m / ft in	Weight kg / lbs	Highest Reach		Date of Birth	Tournament Totals				
						Spike cm	Block cm		Spike	Block	Serve	Total	%
1		CHAN Kwong Kit	K. K. Chan	1.74/5'9"	62/137	305	285	26 NOV 1987	4			4	2.47
2	C	CHAN Tung Ping	T. P. Chan	1.85/6'1"	78/172	320	310	5 JAN 1990	7	1	1	9	5.56
3	L	WONG Ho Kiu	H. K. Wong	1.72/5'8"	67/148	315	310	4 SEP 1992					
4		LAM Long Hei	L. H. Lam	1.69/5'7"	65/143	285	280	7 NOV 1987	3		1	4	2.47
5		CHAN Alex Chi Wai	A.C.W. Chan	1.95/6'5"	87/192	330	310	18 APR 1993	65	3	3	71	43.83
6	L	NG Kin Pong Jonathan	K.P.J. Ng	1.68/5'6"	53/117	280	280	8 JUL 1987					
7		CHONG Kei Loi	K. L. Chong	1.86/6'1"	70/154	325	305	19 AUG 1988	7	3	2	12	7.41
8		YIK Chi Hin	C. H. Yik	1.95/6'5"	87/192	325	310	26 AUG 1991	11	8	3	22	13.58
9		CHUNG Wai Sze	W.S. Chung	1.86/6'1"	77/170	315	308	4 SEP 1991					
10		LAM Kwok Cheung	K.C. Lam	1.89/6'2"	70/154	320	315	20 DEC 1991	5		1	6	3.70
11		SIU Cheong Hung	C.H. Siu	1.90/6'3"	88/194	320	310	26 JAN 1993	29	4	1	34	20.99
12		WU Lok Kan	L.K. Wu	1.93/6'4"	76/168	325	315	22 JAN 1994					

Head Coach KIN TAT Chan

#### Results in this Universiade

Phase	Opponent	Sets	Points per Set
Preliminary	BLR	0 - 3	17-25, 21-25, 10-25
Preliminary	RUS	0 - 3	24-26, 12-25, 15-25
Preliminary	KOR	0 - 3	16-25, 22-25, 14-25
Preliminary	USA	3 - 1	25-18, 27-29, 25-23, 25-20

LEGEND			
%	Percent of total team scoring	C	Team Captain
L	Libero Player		

Timing and Results provided by  TISSOT





Match No: 41

**Match Results**  
Результат / Отчет о матче

Match Duration: 1h 13m  
Attendance: 606

**EST vs HKG**  
3 0

Teams	Sets	1	2	3	Total
EST	3	25	25	25	75
HKG	0	22	18	17	57
<b>Playing Time</b>		20m	23m	24m	1h 07m

First Referee: ALNOAMAN Salem Abu Baker (UAE)

Second Referee: JASINSKI Dariusz (POL)

EST - Estonia								
No	C/L	Name	1	2	3	4	5	Pts
1		TAMMEMAA Timo	2	1	2			9
2		KEEL Martti	6	5	6			1
6		JUHKAMI Martti	1	6	1			13
7		ORAV Oliver		2	20			6
8	C	NOLVAK Kusti		20	2			3
10		ROSENBLATT Martti	4	3				7
12		KIVISILD Meelis						
13		RAADIK Andrus						
15		KORESAAR Kardo			4			9
16	L	JARVEKULG Edgar	L	L	L			
17		ENNEMUIST Siim	5	4	5			4
20		TIISAAR Mart	3	2	3			9
<b>Head Coach</b>		KEEL Avo						
<b>Assistant Coach</b>		TIITS Tarmo						

HKG - Hong Kg, China								
No	C/L	Name	1	2	3	4	5	Pts
1		CHAN Kwong Kit	6	1				
2	C	CHAN Tung Ping	1	2				2
3	L	WONG Ho Kiu	L	L	L			
4		LAM Long Hei	2	5	5			1
5		CHAN Alex Chi Wai	5	6	2			14
6	L	NG Kin Pong Jonathan	L	L	L			
7		CHONG Kei Loi	1	1	6			3
8		YIK Chi Hin	4	5	4			2
9		CHUNG Wai Sze	4	3	5			1
10		LAM Kwok Cheung		2	1			2
11		SIU Cheong Hung	3	4	3			7
12		WU Lok Kan	9	9				
<b>Head Coach</b>		KIN TAT Chan						

**TEAM AND PLAYER PERFORMANCES**

Won	Total Atts	No Name	Scoring Skills	Won	Total Atts	No Name
<b>48</b>	<b>84</b>	<b>Total Team</b>		<b>23</b>	<b>67</b>	<b>Total Team</b>
10	21	6 JUHKAMI Martti	<b>Spike</b>	11	29	5 CHAN Alex Chi Wai
9	15	15 KORESAAR Kardo		5	12	11 SIU Cheong Hung
7	12	20 TIISAAR Mart		3	9	7 CHONG Kei Loi
<b>10</b>	<b>35</b>	<b>Total Team</b>	<b>Block</b>	<b>6</b>	<b>37</b>	<b>Total Team</b>
3	11	1 TAMMEMAA Timo		3	11	5 CHAN Alex Chi Wai
2	7	8 NOLVAK Kusti		2	8	8 YIK Chi Hin
2	7	6 JUHKAMI Martti	1	8	11 SIU Cheong Hung	
<b>3</b>	<b>74</b>	<b>Total Team</b>	<b>Serve</b>	<b>3</b>	<b>57</b>	<b>Total Team</b>
1	15	6 JUHKAMI Martti		1	6	9 CHUNG Wai Sze
1	8	2 KEEL Martti		1	4	10 LAM Kwok Cheung
1	8	20 TIISAAR Mart	1	13	11 SIU Cheong Hung	
<b>14</b>		<b>Total Team</b>	<b>Opp Error</b>	<b>25</b>		<b>Total Team</b>
<b>75</b>	<b>193</b>	<b>Total Team</b>		<b>Total</b>	<b>57</b>	<b>161</b>
<b>13</b>	<b>43</b>	6 JUHKAMI Martti	<b>Best Scorer</b>	<b>14</b>	<b>49</b>	5 CHAN Alex Chi Wai

**LEGEND**

**Atts** Attempts  
**L** Libero player  
**[n]** Starting line-up where n = starting position on court (i.e. positions 1 to 6)  
**Opp** Opponent

**C** Team Captain  
**[L]** Substitute libero  
**[nn]** Substitute where nn = jersey number of out going player  
**Pts** Points scored

Timing and Results provided by **TISSOT**



Match No: 41

### Match Statistics

статистика

Match Duration: 1h 13m  
Attendance: 606

EST vs HKG  
3 0

Teams	Sets	1	2	3	Total
EST	3	25	25	25	75
HKG	0	22	18	17	57
	Playing Time	20m	23m	24m	1h 07m

First Referee: ALNOAMAN Salem Abu Baker (UAE)


Second Referee: JASINSKI Dariusz (POL)

### EST - Estonia


Scoring Spike

Limit 15.00%

Rk	No	Name	Spikes	Faults	Shots	Total Attempts	Eff %
1	15	KORESAAR Kardo	9	2	4	15	46.67
2	6	JUHKAMI Martti	10	4	7	21	28.57
	20	TIISAAR Mart	7	1	4	12	
	7	ORAV Oliver	6	3	2	11	
	1	TAMMEMAA Timo	6	1	1	8	
	10	ROSENBLATT Martti	6	1	1	8	
	17	ENNEMUIST Siim	3	1	2	6	
	2	KEEL Martti	-	-	2	2	
	8	NOLVAK Kusti	1	-	-	1	
	12	KIVISILD Meelis	-	-	-	-	
	13	RAADIK Andrus	-	-	-	-	
	16	JARVEKULG Edgar	-	-	-	-	
<b>Team Totals</b>			48	13	23	84	41.67

Scoring Block


Rk	No	Name	Kill Blocks	Faults	Rebounds	Total Attempts	Avg by Set
1	1	TAMMEMAA Timo	3	3	5	11	1.00
2	8	NOLVAK Kusti	2	1	4	7	0.67
2	6	JUHKAMI Martti	2	4	1	7	0.67
4	17	ENNEMUIST Siim	1	3	1	5	0.33
4	10	ROSENBLATT Martti	1	1	-	2	0.33
4	20	TIISAAR Mart	1	-	-	1	0.33
7	2	KEEL Martti	-	1	-	1	0.00
7	7	ORAV Oliver	-	1	-	1	0.00
	12	KIVISILD Meelis	-	-	-	-	
	13	RAADIK Andrus	-	-	-	-	
	15	KORESAAR Kardo	-	-	-	-	
	16	JARVEKULG Edgar	-	-	-	-	
<b>Team Totals</b>			10	14	11	35	3.33

Scoring Service


Rk	No	Name	Aces	Faults	Serve Hits	Total Attempts	Avg by Set
1	6	JUHKAMI Martti	1	1	13	15	0.33
1	2	KEEL Martti	1	1	6	8	0.33
1	20	TIISAAR Mart	1	4	3	8	0.33
4	17	ENNEMUIST Siim	-	2	13	15	0.00
4	1	TAMMEMAA Timo	-	5	3	8	0.00
4	10	ROSENBLATT Martti	-	1	6	7	0.00
4	7	ORAV Oliver	-	2	4	6	0.00
4	15	KORESAAR Kardo	-	-	4	4	0.00
4	8	NOLVAK Kusti	-	-	3	3	0.00
	12	KIVISILD Meelis	-	-	-	-	
	13	RAADIK Andrus	-	-	-	-	
	16	JARVEKULG Edgar	-	-	-	-	
<b>Team Totals</b>			3	16	55	74	1.00

Team

Opponent Errors & Team Faults	14
-------------------------------	----

Timing and Results provided by  TISSOT



Match No: 41

### Match Statistics

статистика

Match Duration: 1h 13m  
Attendance: 606


EST vs HKG  
3 0


Teams	Sets	1	2	3	Total
EST	3	25	25	25	75
HKG	0	22	18	17	57
	Playing Time	20m	23m	24m	1h 07m


First Referee: ALNOAMAN Salem Abu Baker (UAE)

Second Referee: JASINSKI Dariusz (POL)

### EST - Estonia

Non-Scoring Dig	Rk	No	Name	Digs	Faults	Receptions	Total Attempts	Avg by Set
	1	16	JARVEKULG Edgar	7	4	3	14	2.33
	2	6	JUHKAMI Martti	2	-	2	4	0.67
	3	15	KORESAAR Kardo	1	-	3	4	0.33
	3	10	ROSENBLATT Martti	1	1	1	3	0.33
	5	7	ORAV Oliver	-	1	5	6	0.00
	5	2	KEEL Martti	-	2	3	5	0.00
	5	20	TIISAAR Mart	-	-	3	3	0.00
	5	8	NOLVAK Kusti	-	2	1	3	0.00
	5	17	ENNEMUIST Siim	-	1	1	2	0.00
		1	TAMMEMAA Timo	-	-	-	-	-
		12	KIVISILD Meelis	-	-	-	-	-
		13	RAADIK Andrus	-	-	-	-	-
	<b>Team Totals</b>				11	11	22	44

Non-Scoring Set	Rk	No	Name	Running Sets	Faults	Still Sets	Total Attempts	Avg by Set
	1	2	KEEL Martti	23	-	9	32	7.67
	2	8	NOLVAK Kusti	19	1	15	35	6.33
	3	17	ENNEMUIST Siim	2	-	-	2	0.67
	4	16	JARVEKULG Edgar	1	-	3	4	0.33
	5	6	JUHKAMI Martti	-	-	2	2	0.00
	5	10	ROSENBLATT Martti	-	-	1	1	0.00
	5	15	KORESAAR Kardo	-	-	1	1	0.00
		1	TAMMEMAA Timo	-	-	-	-	-
		7	ORAV Oliver	-	-	-	-	-
		12	KIVISILD Meelis	-	-	-	-	-
		13	RAADIK Andrus	-	-	-	-	-
		20	TIISAAR Mart	-	-	-	-	-
	<b>Team Totals</b>				45	1	31	77

Non-Scoring Reception	Rk	No	Name	Excellents	Faults	Serve Receptions	Total Attempts	Succ %
	1	6	JUHKAMI Martti	15	-	8	23	65.22
	2	10	ROSENBLATT Martti	5	-	9	14	35.71
		16	JARVEKULG Edgar	7	1	4	12	
		15	KORESAAR Kardo	2	1	2	5	
		1	TAMMEMAA Timo	-	-	-	-	
		2	KEEL Martti	-	-	-	-	
		7	ORAV Oliver	-	-	-	-	
		8	NOLVAK Kusti	-	-	-	-	
		12	KIVISILD Meelis	-	-	-	-	
		13	RAADIK Andrus	-	-	-	-	
		17	ENNEMUIST Siim	-	-	-	-	
		20	TIISAAR Mart	-	-	-	-	
	<b>Limit</b>							
<b>25.00%</b>				29	2	23	54	53.70
<b>Team Totals</b>								



Match No: 41

### Match Statistics

статистика

Match Duration: 1h 13m  
Attendance: 606

EST vs HKG  
3 0

Teams	Sets	1	2	3	Total
EST	3	25	25	25	75
HKG	0	22	18	17	57
	Playing Time	20m	23m	24m	1h 07m

First Referee: ALNOAMAN Salem Abu Baker (UAE)


Second Referee: JASINSKI Dariusz (POL)

### HKG - Hong Kg, China


Scoring Spike

Limit 15.00%

Rk	No	Name	Spikes	Faults	Shots	Total Attempts	Eff %
1	5	CHAN Alex Chi Wai	11	7	11	29	13.79
	11	SIU Cheong Hung	5	2	5	12	
	7	CHONG Kei Loi	3	2	4	9	
	10	LAM Kwok Cheung	1	-	4	5	
	2	CHAN Tung Ping	2	-	1	3	
	9	CHUNG Wai Sze	-	-	3	3	
	8	YIK Chi Hin	-	1	1	2	
	1	CHAN Kwong Kit	-	2	-	2	
	4	LAM Long Hei	1	-	-	1	
	6	NG Kin Pong Jonathan	-	-	1	1	
	3	WONG Ho Kiu	-	-	-	-	
	12	WU Lok Kan	-	-	-	-	
<b>Team Totals</b>			23	14	30	67	13.43

Scoring Block



Rk	No	Name	Kill Blocks	Faults	Rebounds	Total Attempts	Avg by Set
1	5	CHAN Alex Chi Wai	3	3	5	11	1.00
2	8	YIK Chi Hin	2	3	3	8	0.67
3	11	SIU Cheong Hung	1	5	2	8	0.33
4	7	CHONG Kei Loi	-	1	2	3	0.00
4	9	CHUNG Wai Sze	-	1	2	3	0.00
4	10	LAM Kwok Cheung	-	-	2	2	0.00
4	2	CHAN Tung Ping	-	2	-	2	0.00
	1	CHAN Kwong Kit	-	-	-	-	
	3	WONG Ho Kiu	-	-	-	-	
	4	LAM Long Hei	-	-	-	-	
	6	NG Kin Pong Jonathan	-	-	-	-	
	12	WU Lok Kan	-	-	-	-	
<b>Team Totals</b>			6	15	16	37	2.00

Scoring Service


Rk	No	Name	Aces	Faults	Serve Hits	Total Attempts	Avg by Set
1	11	SIU Cheong Hung	1	-	12	13	0.33
1	9	CHUNG Wai Sze	1	-	5	6	0.33
1	10	LAM Kwok Cheung	1	-	3	4	0.33
4	8	YIK Chi Hin	-	1	9	10	0.00
4	5	CHAN Alex Chi Wai	-	2	7	9	0.00
4	1	CHAN Kwong Kit	-	-	4	4	0.00
4	4	LAM Long Hei	-	-	4	4	0.00
4	2	CHAN Tung Ping	-	1	3	4	0.00
4	7	CHONG Kei Loi	-	-	3	3	0.00
	3	WONG Ho Kiu	-	-	-	-	
	6	NG Kin Pong Jonathan	-	-	-	-	
	12	WU Lok Kan	-	-	-	-	
<b>Team Totals</b>			3	4	50	57	1.00

Team

Opponent Errors & Team Faults	25
-------------------------------	----

Timing and Results provided by  TISSOT



THU 11 JUL 2013  
18:00  
19:13

Match No: 41

**Match Statistics**  
статистика

Match Duration: 1h 13m  
Attendance: 606


**EST vs HKG**  
3 0


Teams	Sets	1	2	3	Total
EST	3	25	25	25	75
HKG	0	22	18	17	57
	Playing Time	20m	23m	24m	1h 07m


First Referee: ALNOAMAN Salem Abu Baker (UAE)

Second Referee: JASINSKI Dariusz (POL)


**HKG - Hong Kg, China**

Non-Scoring Dig	Rk	No	Name	Digs	Faults	Receptions	Total Attempts	Avg by Set	
	1	5	CHAN Alex Chi Wai	3	2	5	10	1.00	
	2	11	SIU Cheong Hung	2	7	3	12	0.67	
	3	9	CHUNG Wai Sze	1	3	2	6	0.33	
	3	7	CHONG Kei Loi	1	4	1	6	0.33	
	5	6	NG Kin Pong Jonathan	-	7	-	7	0.00	
	5	1	CHAN Kwong Kit	-	4	1	5	0.00	
	5	3	WONG Ho Kiu	-	4	1	5	0.00	
	5	4	LAM Long Hei	-	2	1	3	0.00	
	5	2	CHAN Tung Ping	-	-	1	1	0.00	
	5	8	YIK Chi Hin	-	1	-	1	0.00	
		10	LAM Kwok Cheung	-	-	-	-	-	
		12	WU Lok Kan	-	-	-	-	-	
		<b>Team Totals</b>			7	34	15	56	2.33

Non-Scoring Set	Rk	No	Name	Running Sets	Faults	Still Sets	Total Attempts	Avg by Set	
	1	9	CHUNG Wai Sze	10	1	24	35	3.33	
	2	4	LAM Long Hei	9	1	8	18	3.00	
	3	6	NG Kin Pong Jonathan	-	-	4	4	0.00	
	3	11	SIU Cheong Hung	-	-	2	2	0.00	
	3	3	WONG Ho Kiu	-	-	1	1	0.00	
	3	5	CHAN Alex Chi Wai	-	-	1	1	0.00	
	3	7	CHONG Kei Loi	-	-	1	1	0.00	
	3	8	YIK Chi Hin	-	-	1	1	0.00	
		1	CHAN Kwong Kit	-	-	-	-	-	
		2	CHAN Tung Ping	-	-	-	-	-	
		10	LAM Kwok Cheung	-	-	-	-	-	
		12	WU Lok Kan	-	-	-	-	-	
		<b>Team Totals</b>			19	2	42	63	6.33

Non-Scoring Reception	Rk	No	Name	Excellents	Faults	Serve Receptions	Total Attempts	Succ %
	1	11	SIU Cheong Hung	17	1	4	22	77.27
	2	6	NG Kin Pong Jonathan	10	-	5	15	66.67
		7	CHONG Kei Loi	2	-	4	6	
		1	CHAN Kwong Kit	2	1	2	5	
		3	WONG Ho Kiu	-	1	3	4	
		2	CHAN Tung Ping	-	-	-	-	
		4	LAM Long Hei	-	-	-	-	
		5	CHAN Alex Chi Wai	-	-	-	-	
		8	YIK Chi Hin	-	-	-	-	
		9	CHUNG Wai Sze	-	-	-	-	
		10	LAM Kwok Cheung	-	-	-	-	
		12	WU Lok Kan	-	-	-	-	
		<b>Team Totals</b>			31	3	18	52

LEGEND		Eff%		Rk		Succ%	
Avg	Average	Eff%	Efficiency	Rk	Rank	Succ%	Success %

Timing and Results provided by  TISSOT



Match No: 43

### Start List

Стартовый список

## BLR vs RUS

First Referee: BAJCI Peter (SVK)

Second Referee: ANTUSAK Jaromir (CZE)

### BLR - Belarus White

No.	C/L	Name	Shirt Name	Height m / ft in	Weight kg / lbs	Highest Reach		Date of Birth	Tournament Totals				
						Spike cm	Block cm		Spike	Block	Serve	Total	%
1		RADZIUK Andrei	RADZIUK	1.92/6'4"	91/201	347	320	23 MAR 1990	37	5	4	46	21.10
2		RUSAK Evgeny	RUSAK	1.99/6'6"	89/196	340	305	18 APR 1985			1	1	0.46
3		CHARAPOVICH Viachaslau	CHARAPOVIC	1.95/6'5"	90/198	350	330	8 FEB 1992	44	1	1	46	21.10
4		LIASHCHYNSKAS Stasis	LIASHCHYNSKAS	2.05/6'9"	82/181	350	335	16 APR 1991	16	7	2	25	11.47
5		TARAS Siarhei	TARAS	1.90/6'3"	85/187	355	340	7 FEB 1988					
7		BARDACHOU Aliaksandr	BARDACHOU	1.91/6'3"	73/161	342	330	25 MAY 1993	1			1	0.46
8		KUKLINSKI Pavel	KUKLINSKI	1.94/6'4"	90/198	340	325	18 DEC 1989	3	1		4	1.83
9	C	APLEVICH Raman	APLEVICH	1.85/6'1"	89/196	335	310	19 MAR 1986	30	6	3	39	17.89
10		MIASHKOU Siarhei	MIASHKOU	1.98/6'6"	98/216	345	325	15 NOV 1991	1			1	0.46
11	L	ZABAROUSKI Stanislau	ZABAROUSKI	1.80/5'11"	78/172	335	310	4 JAN 1988	1			1	0.46
18		VASH Dzmitry	VASH	1.93/6'4"	85/187	335	310	23 APR 1988	4	5	7	16	7.34
20		MAROZAU Maksim	MAROZAU	2.04/6'8"	102/225	335	320	29 MAY 1989	25	9	4	38	17.43

Head Coach BEKSHA Viktor

#### Results in this Universiade

Phase	Opponent	Sets	Points per Set
Preliminary	HKG	3 - 0	25-17, 25-21, 25-10
Preliminary	USA	3 - 0	25-18, 25-15, 25-20
Preliminary	EST	3 - 0	25-17, 25-19, 25-19
Preliminary	KOR	1 - 3	20-25, 26-24, 23-25, 17-25

### RUS - Russian Fed. Red

No.	C/L	Name	Shirt Name	Height m / ft in	Weight kg / lbs	Highest Reach		Date of Birth	Tournament Totals				
						Spike cm	Block cm		Spike	Block	Serve	Total	%
1		VOLVICH Artem	Volvich	2.12/6'11"	105/231	360	320	22 JAN 1990	9	5	2	16	7.02
3		KOVALEV Dmitriy	Kovalev	1.98/6'6"	92/203	355	335	15 MAR 1991	3	5	3	11	4.82
4		ANTIPKIN Sergey	Antipkin	1.97/6'6"	83/183	330	310	28 MAR 1986		4	7	11	4.82
5		SYCHEV Oleg	Sychev	2.10/6'11"	100/220	355	340	22 APR 1988	14	8	3	25	10.96
7		SHIPOTKO Denis	Shipotko	2.00/6'7"	95/209	340	310	28 FEB 1985	3			3	1.32
8	C	BIRUYKOV Denis	Biriukov	2.04/6'8"	93/205	355	330	8 DEC 1988	24	1	3	28	12.28
9	L	GOLUBEV Valentin	Golubev	1.86/6'1"	81/179	330	310	3 MAY 1992					
10		MARKIN Alexandr	Markin	1.97/6'6"	96/212	345	320	28 JUL 1990	15	6	1	22	9.65
14		SHCHERBININ Dmitriy	Shcherbinin	2.05/6'9"	100/220	348	330	10 SEP 1989	6	1	1	8	3.51
15		ILINYKH Dmitry	Ilinykh	2.01/6'7"	91/201	351	331	31 JAN 1987	33	6	1	40	17.54
17		ZHIGALOV Maksim	Zhigalov	2.03/6'8"	90/198	355	330	26 JUL 1989	39	7	10	56	24.56
18		SAVIN Sergey	Savin	2.00/6'7"	94/207	357	340	7 OCT 1988	7	1		8	3.51

Head Coach SHLIAPNIKOV Sergei

Assistant Coach KHROMENKOV Vladimir

#### Results in this Universiade

Phase	Opponent	Sets	Points per Set
Preliminary	KOR	3 - 0	25-21, 25-16, 25-20
Preliminary	HKG	3 - 0	26-24, 25-12, 25-15
Preliminary	USA	3 - 0	25-13, 25-18, 25-9
Preliminary	EST	3 - 0	25-18, 25-22, 25-21

LEGEND			
%	Percent of total team scoring	C	Team Captain
		L	Libero Player

Start time change from 20:00 to 20:10

Timing and Results provided by  TISSOT





THU 11 JUL 2013  
 20:10  
 22:20

Match No: 43

**Match Results**  
 Результат / Отчет о матче

Match Duration: 2h 10m  
 Attendance: 1500

**BLR vs RUS**  
 2 3

Teams	Sets	1	2	3	4	5	Total
BLR	2	25	17	22	25	6	95
RUS	3	22	25	25	19	15	106
	Playing Time	28m	26m	26m	26m	12m	1h 58m

First Referee: BAJCI Peter (SVK)

Second Referee: ANTUSAK Jaromir (CZE)

BLR - Belarus								
No	C/L	Name	1	2	3	4	5	Pts
1		RADZIUK Andrei	6	5	6	6	6	11
2		RUSAK Evgeny		9				1
3		CHARAPOVICH Viachaslau	5	4	5	5	5	20
4		LIASHCHYNSKAS Stasis	1	6	1	1	1	8
5		TARAS Siarhei						
7		BARDACHOU Aliaksandr					1	
8		KUKLINSKI Pavel		1			9	
9	C	APLEVICH Raman	3	2	3	3	3	9
10		MIASHKOU Siarhei		3				2
11	L	ZABAROUSKI Stanislau	L	L	L	L	L	
18		VASH Dzmitry	2	1	2	2	2	5
20		MAROZAU Maksim	4	3	4	4	4	11
Head Coach		BEKSHA Viktor						

RUS - Russian Fed.								
No	C/L	Name	1	2	3	4	5	Pts
1		VOLVICH Artem						
3		KOVALEV Dmitriy	4	6	1	2	1	5
4		ANTIPKIN Sergey	1			17		2
5		SYCHEV Oleg	3	2	3	4	3	7
7		SHIPOTKO Denis	15		8	10		
8	C	BIRUYKOV Denis	5	4	5	6	5	20
9	L	GOLUBEV Valentin	L	L	L	L	L	
10		MARKIN Alexandr		1	2	3	2	14
14		SHCHERBININ Dmitriy	6	5	6	1	6	6
15		ILINYKH Dmitry	2					1
17		ZHIGALOV Maksim	4	3	4	5	4	21
18		SAVIN Sergey				3		1
Head Coach		SHLIAPNIKOV Sergei						
Assistant Coach		KHROMENKOV Vladimir						

**TEAM AND PLAYER PERFORMANCES**

Won	Total Atts	No Name	Scoring Skills	Won	Total Atts	No Name
51	121	<b>Total Team</b>	Spike	59	116	<b>Total Team</b>
18	39	3 CHARAPOVICH Viachaslau		20	38	17 ZHIGALOV Maksim
9	17	20 MAROZAU Maksim		16	28	8 BIRUYKOV Denis
9	30	9 APLEVICH Raman	Block	12	23	10 MARKIN Alexandr
9	73	<b>Total Team</b>		16	77	<b>Total Team</b>
5	17	4 LIASHCHYNSKAS Stasis		5	10	3 KOVALEV Dmitriy
2	8	18 VASH Dzmitry	Serve	3	13	8 BIRUYKOV Denis
1	9	1 RADZIUK Andrei		2	6	4 ANTIPKIN Sergey
7	95	<b>Total Team</b>		2	106	<b>Total Team</b>
2	14	4 LIASHCHYNSKAS Stasis	Opp Error	1	21	8 BIRUYKOV Denis
2	14	3 CHARAPOVICH Viachaslau		1	12	10 MARKIN Alexandr
1	18	20 MAROZAU Maksim		29		<b>Total Team</b>
28		<b>Total Team</b>	<b>Total</b>	106	299	<b>Total Team</b>
95	289	<b>Total Team</b>	<b>Best Scorer</b>	21	60	17 ZHIGALOV Maksim
20	63	3 CHARAPOVICH Viachaslau	<b>Fastest Serve</b>	118 km/h		17 ZHIGALOV Maksim
106 km/h		3 CHARAPOVICH Viachaslau				

LEGEND			
Atts	Attempts	C	Team Captain
L	Libero player	L	Substitute libero
n	Starting line-up where n = starting position on court (i.e. positions 1 to 6)	nn	Substitute where nn = jersey number of out going player
Opp	Opponent	Pts	Points scored

Timing and Results provided by TISSOT



Match No: 43

### Match Statistics

статистика

Match Duration: 2h 10m  
Attendance: 1500

BLR vs RUS  
2 3

Teams	Sets	1	2	3	4	5	Total
BLR	2	25	17	22	25	6	95
RUS	3	22	25	25	19	15	106
	Playing Time	28m	26m	26m	26m	12m	1h 58m

First Referee: BAJCI Peter (SVK)


Second Referee: ANTUSAK Jaromir (CZE)

### BLR - Belarus


Scoring Spike

Limit 15.00%

Rk	No	Name	Spikes	Faults	Shots	Total Attempts	Eff %
1	3	CHARAPOVICH Viachaslau	18	8	13	39	25.64
2	9	APLEVICH Raman	9	8	13	30	3.33
	1	RADZIUK Andrei	9	9	4	22	
	20	MAROZAU Maksim	9	2	6	17	
	4	LIASHCHYNSKAS Stasis	1	-	4	5	
	18	VASH Dzmitry	2	1	1	4	
	10	MIASHKOU Siarhei	2	-	1	3	
	2	RUSAK Evgeny	1	-	-	1	
	5	TARAS Siarhei	-	-	-	-	
	7	BARDACHOU Aliaksandr	-	-	-	-	
	8	KUKLINSKI Pavel	-	-	-	-	
	11	ZABAROUSKI Stanislau	-	-	-	-	
<b>Team Totals</b>			51	28	42	121	19.01

Scoring Block


Rk	No	Name	Kill Blocks	Faults	Rebounds	Total Attempts	Avg by Set
1	4	LIASHCHYNSKAS Stasis	5	8	4	17	1.00
2	18	VASH Dzmitry	2	2	4	8	0.40
3	20	MAROZAU Maksim	1	12	6	19	0.20
3	1	RADZIUK Andrei	1	3	5	9	0.20
5	3	CHARAPOVICH Viachaslau	-	8	2	10	0.00
5	9	APLEVICH Raman	-	4	4	8	0.00
5	2	RUSAK Evgeny	-	1	-	1	0.00
5	8	KUKLINSKI Pavel	-	1	-	1	0.00
	5	TARAS Siarhei	-	-	-	-	
	7	BARDACHOU Aliaksandr	-	-	-	-	
	10	MIASHKOU Siarhei	-	-	-	-	
	11	ZABAROUSKI Stanislau	-	-	-	-	
<b>Team Totals</b>			9	39	25	73	1.80

Scoring Service


Rk	No	Name	Aces	Faults	Serve Hits	Total Attempts	Avg by Set
1	4	LIASHCHYNSKAS Stasis	2	2	10	14	0.40
1	3	CHARAPOVICH Viachaslau	2	4	8	14	0.40
3	20	MAROZAU Maksim	1	1	16	18	0.20
3	18	VASH Dzmitry	1	3	13	17	0.20
3	1	RADZIUK Andrei	1	2	9	12	0.20
6	9	APLEVICH Raman	-	2	15	17	0.00
6	7	BARDACHOU Aliaksandr	-	-	1	1	0.00
6	8	KUKLINSKI Pavel	-	-	1	1	0.00
6	2	RUSAK Evgeny	-	1	-	1	0.00
	5	TARAS Siarhei	-	-	-	-	
	10	MIASHKOU Siarhei	-	-	-	-	
	11	ZABAROUSKI Stanislau	-	-	-	-	
<b>Team Totals</b>			7	15	73	95	1.40

Team

Opponent Errors & Team Faults	28
-------------------------------	----

Timing and Results provided by  TISSOT



THU 11 JUL 2013  
20:10  
22:20

Match No: 43

### Match Statistics

статистика

Match Duration: 2h 10m  
Attendance: 1500


BLR vs RUS  
2 3

Teams	Sets	1	2	3	4	5	Total
BLR	2	25	17	22	25	6	95
RUS	3	22	25	25	19	15	106
	Playing Time	28m	26m	26m	26m	12m	1h 58m


First Referee: BAJCI Peter (SVK)

Second Referee: ANTUSAK Jaromir (CZE)

### BLR - Belarus

Non-Scoring Dig


Rk	No	Name	Digs	Faults	Receptions	Total Attempts	Avg by Set
1	9	APLEVICH Raman	4	5	6	15	0.80
2	1	RADZIUK Andrei	2	2	3	7	0.40
3	11	ZABAROUSKI Stanislau	1	2	6	9	0.20
3	8	KUKLINSKI Pavel	1	-	1	2	0.20
3	20	MAROZAU Maksim	1	-	1	2	0.20
6	18	VASH Dzmity	-	3	7	10	0.00
6	3	CHARAPOVICH Viachaslau	-	5	3	8	0.00
6	4	LIASHCHYNSKAS Stasis	-	1	3	4	0.00
	2	RUSAK Evgeny	-	-	-	-	-
	5	TARAS Siarhei	-	-	-	-	-
	7	BARDACHOU Aliaksandr	-	-	-	-	-
	10	MIASHKOU Siarhei	-	-	-	-	-
<b>Team Totals</b>			9	18	30	57	1.80

Non-Scoring Set


Rk	No	Name	Running Sets	Faults	Still Sets	Total Attempts	Avg by Set
1	18	VASH Dzmity	41	2	58	101	8.20
2	11	ZABAROUSKI Stanislau	4	-	5	9	0.80
3	9	APLEVICH Raman	2	-	-	2	0.40
4	3	CHARAPOVICH Viachaslau	-	-	1	1	0.00
	1	RADZIUK Andrei	-	-	-	-	-
	2	RUSAK Evgeny	-	-	-	-	-
	4	LIASHCHYNSKAS Stasis	-	-	-	-	-
	5	TARAS Siarhei	-	-	-	-	-
	7	BARDACHOU Aliaksandr	-	-	-	-	-
	8	KUKLINSKI Pavel	-	-	-	-	-
	10	MIASHKOU Siarhei	-	-	-	-	-
	20	MAROZAU Maksim	-	-	-	-	-
<b>Team Totals</b>			47	2	64	113	9.40

Non-Scoring Reception

<b>Limit</b> 25.00%

Rk	No	Name	Excellents	Faults	Serve Receptions	Total Attempts	Succ %
1	11	ZABAROUSKI Stanislau	18	1	25	44	40.91
	9	APLEVICH Raman	11	1	10	22	
	1	RADZIUK Andrei	10	-	9	19	
	8	KUKLINSKI Pavel	3	-	1	4	
	2	RUSAK Evgeny	-	-	-	-	
	3	CHARAPOVICH Viachaslau	-	-	-	-	
	4	LIASHCHYNSKAS Stasis	-	-	-	-	
	5	TARAS Siarhei	-	-	-	-	
	7	BARDACHOU Aliaksandr	-	-	-	-	
	10	MIASHKOU Siarhei	-	-	-	-	
	18	VASH Dzmity	-	-	-	-	
	20	MAROZAU Maksim	-	-	-	-	
<b>Team Totals</b>			42	2	45	89	47.19



Match No: 43

Match Statistics  
статистика

Match Duration: 2h 10m  
Attendance: 1500

BLR vs RUS  
2 3

Teams	Sets	1	2	3	4	5	Total
BLR	2	25	17	22	25	6	95
RUS	3	22	25	25	19	15	106
	Playing Time	28m	26m	26m	26m	12m	1h 58m

First Referee: BAJCI Peter (SVK)


Second Referee: ANTUSAK Jaromir (CZE)

RUS - Russian Fed.


Scoring Spike

Limit 15.00%

Rk	No	Name	Spikes	Faults	Shots	Total Attempts	Eff %
1	8	BIRUYKOV Denis	16	5	7	28	39.29
2	17	ZHIGALOV Maksim	20	6	12	38	36.84
3	10	MARKIN Alexandr	12	4	7	23	34.78
	5	SYCHEV Oleg	5	1	4	10	
	14	SHCHERBININ Dmitriy	5	1	1	7	
	15	ILINYKH Dmitry	1	-	5	6	
	18	SAVIN Sergey	-	1	1	2	
	3	KOVALEV Dmitriy	-	-	1	1	
	4	ANTIPKIN Sergey	-	1	-	1	
	1	VOLVICH Artem	-	-	-	-	
	7	SHIPOTKO Denis	-	-	-	-	
	9	GOLUBEV Valentin	-	-	-	-	
Team Totals			59	19	38	116	34.48

Scoring Block



Rk	No	Name	Kill Blocks	Faults	Rebounds	Total Attempts	Avg by Set
1	3	KOVALEV Dmitriy	5	4	1	10	1.00
2	8	BIRUYKOV Denis	3	10	-	13	0.60
3	5	SYCHEV Oleg	2	11	8	21	0.40
3	4	ANTIPKIN Sergey	2	-	4	6	0.40
5	14	SHCHERBININ Dmitriy	1	6	4	11	0.20
5	17	ZHIGALOV Maksim	1	3	3	7	0.20
5	10	MARKIN Alexandr	1	3	1	5	0.20
5	18	SAVIN Sergey	1	-	-	1	0.20
9	15	ILINYKH Dmitry	-	1	2	3	0.00
	1	VOLVICH Artem	-	-	-	-	
	7	SHIPOTKO Denis	-	-	-	-	
	9	GOLUBEV Valentin	-	-	-	-	
Team Totals			16	38	23	77	3.20

Scoring Service


Rk	No	Name	Aces	Faults	Serve Hits	Total Attempts	Avg by Set
1	8	BIRUYKOV Denis	1	5	15	21	0.20
1	10	MARKIN Alexandr	1	3	8	12	0.20
3	3	KOVALEV Dmitriy	-	-	17	17	0.00
3	14	SHCHERBININ Dmitriy	-	-	17	17	0.00
3	5	SYCHEV Oleg	-	3	14	17	0.00
3	17	ZHIGALOV Maksim	-	2	13	15	0.00
3	4	ANTIPKIN Sergey	-	-	3	3	0.00
3	15	ILINYKH Dmitry	-	2	1	3	0.00
3	18	SAVIN Sergey	-	1	-	1	0.00
	1	VOLVICH Artem	-	-	-	-	
	7	SHIPOTKO Denis	-	-	-	-	
	9	GOLUBEV Valentin	-	-	-	-	
Team Totals			2	16	88	106	0.40

Team

Opponent Errors & Team Faults	29
-------------------------------	----

Timing and Results provided by  TISSOT



Match No: 43

### Match Statistics

статистика

Match Duration: 2h 10m  
Attendance: 1500


BLR vs RUS  
2 3

Teams	Sets	1	2	3	4	5	Total
BLR	2	25	17	22	25	6	95
RUS	3	22	25	25	19	15	106
	Playing Time	28m	26m	26m	26m	12m	1h 58m

First Referee: BAJCI Peter (SVK)

Second Referee: ANTUSAK Jaromir (CZE)

### RUS - Russian Fed.

Non-Scoring Dig


Rk	No	Name	Digs	Faults	Receptions	Total Attempts	Avg by Set
1	9	GOLUBEV Valentin	4	3	8	15	0.80
2	17	ZHIGALOV Maksim	2	1	9	12	0.40
2	8	BIRUYKOV Denis	2	4	5	11	0.40
4	3	KOVALEV Dmitriy	-	5	6	11	0.00
4	10	MARKIN Alexandr	-	-	4	4	0.00
4	14	SHCHERBININ Dmitriy	-	-	3	3	0.00
4	4	ANTIPKIN Sergey	-	1	2	3	0.00
4	5	SYCHEV Oleg	-	-	1	1	0.00
4	7	SHIPOTKO Denis	-	-	1	1	0.00
4	18	SAVIN Sergey	-	-	1	1	0.00
	1	VOLVICH Artem	-	-	-	-	-
	15	ILINYKH Dmitry	-	-	-	-	-
<b>Team Totals</b>			8	14	40	62	1.60

Non-Scoring Set



Rk	No	Name	Running Sets	Faults	Still Sets	Total Attempts	Avg by Set
1	3	KOVALEV Dmitriy	40	-	26	66	8.00
2	4	ANTIPKIN Sergey	8	-	12	20	1.60
3	9	GOLUBEV Valentin	3	-	3	6	0.60
4	17	ZHIGALOV Maksim	2	1	1	4	0.40
5	8	BIRUYKOV Denis	1	-	3	4	0.20
5	10	MARKIN Alexandr	1	-	1	2	0.20
7	14	SHCHERBININ Dmitriy	-	-	2	2	0.00
7	5	SYCHEV Oleg	-	-	1	1	0.00
7	15	ILINYKH Dmitry	-	-	1	1	0.00
	1	VOLVICH Artem	-	-	-	-	-
	7	SHIPOTKO Denis	-	-	-	-	-
	18	SAVIN Sergey	-	-	-	-	-
<b>Team Totals</b>			55	1	50	106	11.00

Non-Scoring Reception

<b>Limit</b> 25.00%

Rk	No	Name	Excellents	Faults	Serve Receptions	Total Attempts	Succ %
1	9	GOLUBEV Valentin	14	3	13	30	46.67
	8	BIRUYKOV Denis	15	-	6	21	
	10	MARKIN Alexandr	10	1	5	16	
	15	ILINYKH Dmitry	3	1	2	6	
	7	SHIPOTKO Denis	2	-	2	4	
	3	KOVALEV Dmitriy	-	1	-	1	
	17	ZHIGALOV Maksim	-	1	-	1	
	1	VOLVICH Artem	-	-	-	-	
	4	ANTIPKIN Sergey	-	-	-	-	
	5	SYCHEV Oleg	-	-	-	-	
	14	SHCHERBININ Dmitriy	-	-	-	-	
	18	SAVIN Sergey	-	-	-	-	
<b>Team Totals</b>			44	7	28	79	55.70

LEGEND Avg Average Eff% Efficiency Rk Rank Succ% Success %

Timing and Results provided by  TISSOT





# Result Book

27th Summer Universiade in Kazan 2013



## Volleyball

Men's Preliminary Round Group B







Match No: 6

**Start List**

Стартовый список

**LAT vs UKR**

First Referee: Tsukamoto Takeshi (JPN)

Second Referee: Wang Jun (CHN)

**LAT - Latvia**

No.	C/L	Name	Shirt Name	Height m / ft in	Weight kg / lbs	Highest Reach		Date of Birth	Tournament Totals					
						Spike cm	Block cm		Spike	Block	Serve	Total	%	
1		Jansons Martins		1.87/6'2"	82/181	325	315	10 MAR 1991						
3		Visockis Vladimirs		1.95/6'5"	89/196	335	320	17 JUN 1994						
4		Liepins Janis		2.00/6'7"	98/216	312	332	19 FEB 1992						
6		Voronko Eriks		1.94/6'4"	86/190	336	321	31 DEC 1990						
8	L	Nikolajevs Sergejs		1.91/6'3"	85/187	325	315	8 FEB 1986						
9		Tocs Edgars		1.93/6'4"	88/194	345	330	29 NOV 1988						
10		Lavrenovs Dmitrijs		1.93/6'4"	81/179	325	320	12 AUG 1990						
11	C	Petrovs Deniss		1.88/6'2"	81/179	330	320	31 AUG 1986						
13		Cinne Vitalijs		1.90/6'3"	96/212	335	320	2 AUG 1989						
14		Zavorotnijs Andrejs		1.95/6'5"	93/205	337	328	23 JUL 1985						
15		Samuilovs Aleksandrs		2.00/6'7"	98/216	345	335	26 AUG 1989						
17		Avdejevs Aleksandrs		1.98/6'6"	89/196	340	325	28 APR 1995						

Head Coach Savickis Edgars

Assistant Coach Laksa Ella


**UKR - Ukraine**

No.	C/L	Name	Shirt Name	Height m / ft in	Weight kg / lbs	Highest Reach		Date of Birth	Tournament Totals					
						Spike cm	Block cm		Spike	Block	Serve	Total	%	
1		PIUN Kyrylo	Piun	2.14/7'0"	107/236	365	350	10 MAY 1989						
3	C	STOROZHLYLOV Dmytro	Storozhlylo	1.98/6'6"	92/203	340	330	1 JUN 1986						
4		KLYAMAR Oleksiy	Klyamar	1.92/6'4"	86/190	340	320	11 APR 1987						
5		ZHUMATII Oleksandr	Zhumatii	1.93/6'4"	90/198	350	330	3 APR 1988						
6	L	PRYKHODKO Roman	Prykhodko	1.95/6'5"	90/198	320	320	28 MAR 1985						
7		SHORKIN Dmytro	Shorkin	1.90/6'3"	90/198	340	320	16 DEC 1989						
8		TUPCHII Andrii	Tupchii	2.02/6'8"	96/212	350	335	14 NOV 1986						
9		DMYTRIIEV Oleksandr	Dmytriiev	1.98/6'6"	90/198	350	335	20 JUL 1987						
10		YUSHKEVYCH Ruslan	Yushkevych	2.00/6'7"	98/216	350	335	22 AUG 1985						
11		MOROZ Mykola	Moroz	2.04/6'8"	88/194	350	330	19 DEC 1992						
13		RIABUKHA Kostiantyn	Riabukha	2.03/6'8"	100/220	355	330	29 APR 1988						
14		IERESHCHENKO Ian	Iereshchen	1.97/6'6"	83/183	360	340	6 APR 1990						

Head Coach SKRYPKA Sergii

Assistant Coach PASAZHIN Mykola

LEGEND	
%	Percent of total team scoring
C	Team Captain
L	Libero Player

Timing and Results provided by  **TISSOT**



Match No: 6

**Match Results**  
Результат / Отчет о матче

Match Duration: 1h 14m  
Attendance: 152

**LAT vs UKR**  
0 3

Teams	Sets	1	2	3	Total
LAT	0	19	20	14	53
UKR	3	25	25	25	75
<b>Playing Time</b>		23m	24m	20m	1h 07m

First Referee: Tsukamoto Takeshi (JPN)

Second Referee: Wang Jun (CHN)

LAT - Latvia								
No	C/L	Name	1	2	3	4	5	Pts
1		Jansons Martins		4	14			
3		Visockis Vladimirs			4			
4		Liepins Janis	6	6	4			6
6		Voronko Eriks	5	5	3			7
8	L	Nikolajevs Sergejs	L	L	L			
9		Tocs Edgars			11			2
10		Lavrenovs Dmitrijs						
11	C	Petrovs Deniss	1	1	5			2
13		Cinne Vitalijs	2	2				6
14		Zavorotnijs Andrejs	4	4	2			11
15		Samuilovs Aleksandrs	3	3	1			5
17		Avdejevs Aleksandrs		6	6			1

UKR - Ukraine								
No	C/L	Name	1	2	3	4	5	Pts
1		PIUN Kyrylo	4	4	4			9
3	C	STOROZHYLOV Dmytro	2	2	2			3
4		KLYAMAR Oleksiy	6	6	6			3
5		ZHUMATII Oleksandr	5	5	5			12
6	L	PRYKHODKO Roman	L	L	L			
7		SHORKIN Dmytro			14			1
8		TUPCHII Andrii		3	5			4
9		DMYTRIIEV Oleksandr		5				
10		YUSHKEVYCH Ruslan						
11		MOROZ Mykola			4			4
13		RIABUKHA Kostiantyn	1	1	1			7
14		IERESHCHENKO Ian	3	3	3			13

**TEAM AND PLAYER PERFORMANCES**

Won	Total Atts	No	Name
<b>35</b>	<b>83</b>	<b>Total Team</b>	
9	28	14	Zavorotnijs Andrejs
6	11	4	Liepins Janis
6	14	6	Voronko Eriks
<b>2</b>	<b>32</b>	<b>Total Team</b>	
1	5	6	Voronko Eriks
1	5	15	Samuilovs Aleksandrs
<b>3</b>	<b>55</b>	<b>Total Team</b>	
2	10	14	Zavorotnijs Andrejs
1	8	13	Cinne Vitalijs
<b>13</b>		<b>Total Team</b>	
<b>53</b>	<b>170</b>	<b>Total Team</b>	
<b>11</b>	<b>41</b>	14	Zavorotnijs Andrejs

Scoring Skills
<b>Spike</b>
<b>Block</b>
<b>Serve</b>
<b>Opp Error</b>
<b>Total</b>
<b>Best Scorer</b>

Won	Total Atts	No	Name
<b>41</b>	<b>73</b>	<b>Total Team</b>	
10	23	14	IERESHCHENKO Ian
10	16	5	ZHUMATII Oleksandr
8	9	1	PIUN Kyrylo
<b>9</b>	<b>40</b>	<b>Total Team</b>	
4	12	13	RIABUKHA Kostiantyn
2	6	5	ZHUMATII Oleksandr
1	1	7	SHORKIN Dmytro
<b>6</b>	<b>73</b>	<b>Total Team</b>	
3	13	14	IERESHCHENKO Ian
1	9	4	KLYAMAR Oleksiy
1	6	8	TUPCHII Andrii
<b>19</b>		<b>Total Team</b>	
<b>75</b>	<b>186</b>	<b>Total Team</b>	
<b>13</b>	<b>40</b>	14	IERESHCHENKO Ian

LEGEND			
Atts	Attempts	C	Team Captain
L	Libero player	L	Substitute libero
n	Starting line-up where n = starting position on court (i.e. positions 1 to 6)	nn	Substitute where nn = jersey number of out going player
Opp	Opponent	Pts	Points scored

Timing and Results provided by **TISSOT**



Match No: 6

### Match Statistics

статистика

Match Duration: 1h 14m  
Attendance: 152

LAT vs UKR  
0 3

Teams	Sets	1	2	3	Total
LAT	0	19	20	14	53
UKR	3	25	25	25	75
Playing Time		23m	24m	20m	1h 07m

First Referee: Tsukamoto Takeshi (JPN)

Second Referee: Wang Jun (CHN)

### LAT - Latvia

Scoring Spike

Limit 15.00%

Rk	No	Name	Spikes	Faults	Shots	Total Attempts	Eff %
1	6	Voronko Eriks	6	3	5	14	21.43
2	14	Zavorotnijs Andrejs	9	6	13	28	10.71
	4	Liepins Janis	6	1	4	11	
	13	Cinne Vitalijs	5	4	2	11	
	15	Samuilovs Aleksandrs	4	-	3	7	
	11	Petrovs Deniss	2	1	1	4	
	17	Avdejevs Aleksandrs	1	3	-	4	
	9	Tocs Edgars	2	1	-	3	
	1	Jansons Martins	-	-	1	1	
	3	Visockis Vladimirs	-	-	-	-	
	8	Nikolajevs Sergejs	-	-	-	-	
	10	Lavrenovs Dmitrijs	-	-	-	-	
Team Totals			35	19	29	83	19.28

Scoring Block


Rk	No	Name	Kill Blocks	Faults	Rebounds	Total Attempts	Avg by Set
1	6	Voronko Eriks	1	1	3	5	0.33
1	15	Samuilovs Aleksandrs	1	4	-	5	0.33
3	4	Liepins Janis	-	5	3	8	0.00
3	14	Zavorotnijs Andrejs	-	1	2	3	0.00
3	13	Cinne Vitalijs	-	2	1	3	0.00
3	11	Petrovs Deniss	-	3	-	3	0.00
3	17	Avdejevs Aleksandrs	-	3	-	3	0.00
3	1	Jansons Martins	-	1	-	1	0.00
3	9	Tocs Edgars	-	1	-	1	0.00
	3	Visockis Vladimirs	-	-	-	-	
	8	Nikolajevs Sergejs	-	-	-	-	
	10	Lavrenovs Dmitrijs	-	-	-	-	
Team Totals			2	21	9	32	0.67

Scoring Service


Rk	No	Name	Aces	Faults	Serve Hits	Total Attempts	Avg by Set
1	14	Zavorotnijs Andrejs	2	3	5	10	0.67
2	13	Cinne Vitalijs	1	2	5	8	0.33
3	15	Samuilovs Aleksandrs	-	2	9	11	0.00
3	6	Voronko Eriks	-	-	7	7	0.00
3	11	Petrovs Deniss	-	1	5	6	0.00
3	1	Jansons Martins	-	-	4	4	0.00
3	4	Liepins Janis	-	-	4	4	0.00
3	9	Tocs Edgars	-	-	2	2	0.00
3	17	Avdejevs Aleksandrs	-	-	2	2	0.00
3	3	Visockis Vladimirs	-	-	1	1	0.00
	8	Nikolajevs Sergejs	-	-	-	-	
	10	Lavrenovs Dmitrijs	-	-	-	-	
Team Totals			3	8	44	55	1.00

Team

Opponent Errors & Team Faults	13
-------------------------------	----

Timing and Results provided by  TISSOT



Match No: 6

Match Statistics  
статистика

Match Duration: 1h 14m  
Attendance: 152


LAT vs UKR  
0 3

Teams	Sets	1	2	3	Total
LAT	0	19	20	14	53
UKR	3	25	25	25	75
Playing Time		23m	24m	20m	1h 07m

First Referee: Tsukamoto Takeshi (JPN)

Second Referee: Wang Jun (CHN)

LAT - Latvia

Non-Scoring Dig


Rk	No	Name	Digs	Faults	Receptions	Total Attempts	Avg by Set
1	14	Zavorotnijs Andrejs	3	1	7	11	1.00
2	8	Nikolajevs Sergejs	2	5	3	10	0.67
3	6	Voronko Eriks	-	3	5	8	0.00
3	15	Samuilovs Aleksandrs	-	3	2	5	0.00
3	11	Petrovs Deniss	-	1	3	4	0.00
3	13	Cinne Vitalijs	-	3	1	4	0.00
3	4	Liepins Janis	-	2	1	3	0.00
3	17	Avdejevs Aleksandrs	-	1	-	1	0.00
	1	Jansons Martins	-	-	-	-	-
	3	Visockis Vladimirs	-	-	-	-	-
	9	Tocs Edgars	-	-	-	-	-
	10	Lavrenovs Dmitrijs	-	-	-	-	-
<b>Team Totals</b>			5	19	22	46	1.67

Non-Scoring Set


Rk	No	Name	Running Sets	Faults	Still Sets	Total Attempts	Avg by Set
1	11	Petrovs Deniss	25	-	28	53	8.33
2	1	Jansons Martins	4	1	6	11	1.33
3	13	Cinne Vitalijs	1	-	2	3	0.33
3	14	Zavorotnijs Andrejs	1	-	2	3	0.33
3	4	Liepins Janis	1	-	1	2	0.33
6	8	Nikolajevs Sergejs	-	-	4	4	0.00
6	17	Avdejevs Aleksandrs	-	-	1	1	0.00
	3	Visockis Vladimirs	-	-	-	-	-
	6	Voronko Eriks	-	-	-	-	-
	9	Tocs Edgars	-	-	-	-	-
	10	Lavrenovs Dmitrijs	-	-	-	-	-
	15	Samuilovs Aleksandrs	-	-	-	-	-
<b>Team Totals</b>			32	1	44	77	10.67

Non-Scoring Reception

<b>Limit</b> 25.00%

Rk	No	Name	Excellents	Faults	Serve Receptions	Total Attempts	Succ %
1	6	Voronko Eriks	10	-	17	27	37.04
	8	Nikolajevs Sergejs	4	4	6	14	
	13	Cinne Vitalijs	4	1	6	11	
	17	Avdejevs Aleksandrs	2	1	8	11	
	4	Liepins Janis	-	-	1	1	
	9	Tocs Edgars	-	-	1	1	
	15	Samuilovs Aleksandrs	1	-	-	1	
	1	Jansons Martins	-	-	-	-	
	3	Visockis Vladimirs	-	-	-	-	
	10	Lavrenovs Dmitrijs	-	-	-	-	
	11	Petrovs Deniss	-	-	-	-	
	14	Zavorotnijs Andrejs	-	-	-	-	
<b>Team Totals</b>			21	6	39	66	31.82



Match No: 6

### Match Statistics

статистика

Match Duration: 1h 14m  
Attendance: 152

LAT vs UKR  
0 3

Teams	Sets	1	2	3	Total
LAT	0	19	20	14	53
UKR	3	25	25	25	75
	Playing Time	23m	24m	20m	1h 07m

First Referee: Tsukamoto Takeshi (JPN)


Second Referee: Wang Jun (CHN)

### UKR - Ukraine


Scoring Spike

Limit 15.00%

Rk	No	Name	Spikes	Faults	Shots	Total Attempts	Eff %
1	5	ZHUMATII Oleksandr	10	2	4	16	50.00
2	14	IERESHCHENKO Ian	10	2	11	23	34.78
	1	PIUN Kyrylo	8	-	1	9	
	4	KLYAMAR Oleksiy	2	1	4	7	
	13	RIABUKHA Kostiantyn	2	-	4	6	
	11	MOROZ Mykola	4	1	1	6	
	3	STOROZHYLOV Dmytro	2	-	1	3	
	8	TUPCHII Andrii	3	-	-	3	
	6	PRYKHODKO Roman	-	-	-	-	
	7	SHORKIN Dmytro	-	-	-	-	
	9	DMYTRIIEV Oleksandr	-	-	-	-	
	10	YUSHKEVYCH Ruslan	-	-	-	-	
<b>Team Totals</b>			41	6	26	73	47.95

Scoring Block


Rk	No	Name	Kill Blocks	Faults	Rebounds	Total Attempts	Avg by Set
1	13	RIABUKHA Kostiantyn	4	4	4	12	1.33
2	5	ZHUMATII Oleksandr	2	2	2	6	0.67
3	1	PIUN Kyrylo	1	6	2	9	0.33
3	3	STOROZHYLOV Dmytro	1	4	-	5	0.33
3	7	SHORKIN Dmytro	1	-	-	1	0.33
6	14	IERESHCHENKO Ian	-	2	2	4	0.00
6	8	TUPCHII Andrii	-	-	1	1	0.00
6	4	KLYAMAR Oleksiy	-	1	-	1	0.00
6	11	MOROZ Mykola	-	1	-	1	0.00
	6	PRYKHODKO Roman	-	-	-	-	
	9	DMYTRIIEV Oleksandr	-	-	-	-	
	10	YUSHKEVYCH Ruslan	-	-	-	-	
<b>Team Totals</b>			9	20	11	40	3.00

Scoring Service


Rk	No	Name	Aces	Faults	Serve Hits	Total Attempts	Avg by Set
1	14	IERESHCHENKO Ian	3	4	6	13	1.00
2	4	KLYAMAR Oleksiy	1	-	8	9	0.33
2	13	RIABUKHA Kostiantyn	1	2	5	8	0.33
2	8	TUPCHII Andrii	1	-	5	6	0.33
5	3	STOROZHYLOV Dmytro	-	-	13	13	0.00
5	1	PIUN Kyrylo	-	-	11	11	0.00
5	5	ZHUMATII Oleksandr	-	1	8	9	0.00
5	11	MOROZ Mykola	-	-	4	4	0.00
	6	PRYKHODKO Roman	-	-	-	-	
	7	SHORKIN Dmytro	-	-	-	-	
	9	DMYTRIIEV Oleksandr	-	-	-	-	
	10	YUSHKEVYCH Ruslan	-	-	-	-	
<b>Team Totals</b>			6	7	60	73	2.00

Team

Opponent Errors & Team Faults	19
-------------------------------	----

Timing and Results provided by  TISSOT



Match No: 6

### Match Statistics

статистика

Match Duration: 1h 14m  
Attendance: 152


LAT vs UKR  
0 3


Teams	Sets	1	2	3	Total
LAT	0	19	20	14	53
UKR	3	25	25	25	75
Playing Time		23m	24m	20m	1h 07m


First Referee: Tsukamoto Takeshi (JPN)

Second Referee: Wang Jun (CHN)


### UKR - Ukraine

Non-Scoring Dig	Rk	No	Name	Digs	Faults	Receptions	Total Attempts	Avg by Set
	1	6	PRYKHODKO Roman	4	3	1	8	1.33
	2	4	KLYAMAR Oleksiy	2	2	2	6	0.67
	3	8	TUPCHII Andrii	1	-	1	2	0.33
	4	14	IERESHCHENKO Ian	-	3	4	7	0.00
	4	5	ZHUMATII Oleksandr	-	1	4	5	0.00
	4	3	STOROZHYLOV Dmytro	-	2	2	4	0.00
	4	13	RIABUKHA Kostiantyn	-	-	3	3	0.00
	4	7	SHORKIN Dmytro	-	1	1	2	0.00
	4	1	PIUN Kyrylo	-	-	1	1	0.00
	4	9	DMYTRIIEV Oleksandr	-	1	-	1	0.00
		10	YUSHKEVYCH Ruslan	-	-	-	-	-
	11	MOROZ Mykola	-	-	-	-	-	
<b>Team Totals</b>				7	13	19	39	2.33

Non-Scoring Set	Rk	No	Name	Running Sets	Faults	Still Sets	Total Attempts	Avg by Set
	1	3	STOROZHYLOV Dmytro	29	1	21	51	9.67
	2	9	DMYTRIIEV Oleksandr	3	1	2	6	1.00
	3	1	PIUN Kyrylo	1	-	-	1	0.33
	3	8	TUPCHII Andrii	1	-	-	1	0.33
	5	14	IERESHCHENKO Ian	-	-	2	2	0.00
	5	4	KLYAMAR Oleksiy	-	-	1	1	0.00
	5	5	ZHUMATII Oleksandr	-	-	1	1	0.00
		6	PRYKHODKO Roman	-	-	-	-	
		7	SHORKIN Dmytro	-	-	-	-	
		10	YUSHKEVYCH Ruslan	-	-	-	-	
		11	MOROZ Mykola	-	-	-	-	
		13	RIABUKHA Kostiantyn	-	-	-	-	
	<b>Team Totals</b>				34	2	27	63

Non-Scoring Reception	Rk	No	Name	Excellents	Faults	Serve Receptions	Total Attempts	Succ %
	1	4	KLYAMAR Oleksiy	11	-	6	17	64.71
		14	IERESHCHENKO Ian	4	1	10	15	
		6	PRYKHODKO Roman	4	1	5	10	
		11	MOROZ Mykola	1	-	1	2	
		7	SHORKIN Dmytro	-	-	1	1	
		8	TUPCHII Andrii	1	-	-	1	
		9	DMYTRIIEV Oleksandr	-	1	-	1	
		1	PIUN Kyrylo	-	-	-	-	
		3	STOROZHYLOV Dmytro	-	-	-	-	
		5	ZHUMATII Oleksandr	-	-	-	-	
		10	YUSHKEVYCH Ruslan	-	-	-	-	
		13	RIABUKHA Kostiantyn	-	-	-	-	
	<b>Team Totals</b>				21	3	23	47

LEGEND		Avg	Eff%	Rk	Succ%
		Average	Efficiency	Rank	Success %

Timing and Results provided by  TISSOT





Match No: 13

### Start List

Стартовый список

## UKR vs THA

First Referee: MYREDAL Andreas (NOR)

Second Referee: HO Tat Ming, Samuel (HKG)

### UKR - Ukraine

No.	C/L	Name	Shirt Name	Height m / ft in	Weight kg / lbs	Highest Reach		Date of Birth	Tournament Totals				
						Spike cm	Block cm		Spike	Block	Serve	Total	%
1		PIUN Kyrylo	Piun	2.14/7'0"	107/236	365	350	10 MAY 1989	8	1		9	16.07
3	C	STOROZHYLOV Dmytro	Storozhlyo	1.98/6'6"	92/203	340	330	1 JUN 1986	2	1		3	5.36
4		KLYAMAR Oleksiy	Klyamar	1.92/6'4"	86/190	340	320	11 APR 1987	2		1	3	5.36
5		ZHUMATII Oleksandr	Zhumatii	1.93/6'4"	90/198	350	330	3 APR 1988	10	2		12	21.43
6	L	PRYKHODKO Roman	Prykhodko	1.95/6'5"	90/198	320	320	28 MAR 1985					
7		SHORKIN Dmytro	Shorkin	1.90/6'3"	90/198	340	320	16 DEC 1989		1		1	1.79
8		TUPCHII Andrii	Tupchii	2.02/6'8"	96/212	350	335	14 NOV 1986	3		1	4	7.14
9		DMYTRIIEV Oleksandr	Dmytriiev	1.98/6'6"	90/198	350	335	20 JUL 1987					
10		YUSHKEVYCH Ruslan	Yushkevych	2.00/6'7"	98/216	350	335	22 AUG 1985					
11		MOROZ Mykola	Moroz	2.04/6'8"	88/194	350	330	19 DEC 1992	4			4	7.14
13		RIABUKHA Kostiantyn	Riabukha	2.03/6'8"	100/220	355	330	29 APR 1988	2	4	1	7	12.50
14		IERESHCHENKO Ian	Iereshchen	1.97/6'6"	83/183	360	340	6 APR 1990	10		3	13	23.21

Head Coach SKRYPKA Sergii

Assistant Coach PASAZHIN Mykola

Results in this  
Universiade

Phase	Opponent	Sets	Points per Set
Preliminary	LAT	3 - 0	25-19, 25-20, 25-14

### THA - Thailand


No.	C/L	Name	Shirt Name	Height m / ft in	Weight kg / lbs	Highest Reach		Date of Birth	Tournament Totals				
						Spike cm	Block cm		Spike	Block	Serve	Total	%
1		RAKSAKAEW Jirayu		1.96/6'5"	82/181	305	300	3 AUG 1987					
2		VAENPRADAB Montri		1.96/6'5"	80/176	339	320	18 AUG 1987					
3		TABWISES Wanchai		1.85/6'1"	85/187	328	320	11 FEB 1986					
4		KESAPAN Nattapong		1.83/6'0"	70/154	325	320	25 JUL 1989					
5		NILSAWAI Kissada		2.03/6'8"	98/216	345	340	17 APR 1992					
7		BOUDANG Yuranan		1.85/6'1"	83/183	330	325	20 DEC 1987					
8		SILAPASRON Kanit		1.79/5'10"	78/172	315	305	12 JUN 1994					
9	C	SRI-UTTHAWONG Kittikun		1.95/6'5"	80/176	347	338	10 JAN 1986					
10	L	TOONTUPHAI Piyarat		1.96/6'5"	82/181	330	320	10 DEC 1987					
14		SOMKANE Kitsada		1.90/6'3"	77/170	350	344	28 SEP 1990					
16		NAKPRASONG Teerasak		1.88/6'2"	77/170	330	320	6 NOV 1985					
17		CHAROENSUK Saranchit		1.83/6'0"	75/165	325	300	20 JUL 1987					

Head Coach SUPAJIRAKUL Monchai

Assistant Coach MANAPORNCHAI Khjhornsak

#### LEGEND

% Percent of total team scoring World Championships  
C Team Captain  
L Libero Player

Timing and Results provided by  TISSOT



Match No: 13

**Match Results**  
Результат / Отчет о матче

Match Duration: 1h 54m  
Attendance: 850

**UKR vs THA**  
3 1

Teams	Sets	1	2	3	4	Total
UKR	3	27	25	21	25	98
THA	1	25	15	25	23	88
	<b>Playing Time</b>	29m	24m	25m	25m	1h 43m

First Referee: MYREDAL Andreas (NOR)

Second Referee: HO Tat Ming, Samuel (HKG)

UKR - Ukraine								
No	C/L	Name	1	2	3	4	5	Pts
1		PIUN Kyrylo	4	5	4	5		12
3	C	STOROZHLOV Dmytro	2	3	2	3		4
4		KLYAMAR Oleksiy	6	1	6	1		14
5		ZHUMATII Oleksandr	5	6		6		8
6	L	PRYKHODKO Roman	L	L	L	L		
7		SHORKIN Dmytro		1				
8		TUPCHII Andrii		5	5	3		6
9		DMYTRIIEV Oleksandr				5		1
10		YUSHKEVYCH Ruslan						
11		MOROZ Mykola						
13		RIABUKHA Kostiantyn	1	2	1	2		10
14		IERESHCHENKO Ian	3		3	4		19
<b>Head Coach</b>		SKRYPKA Sergii						
<b>Assistant Coach</b>		PASAZHIN Mykola						

THA - Thailand								
No	C/L	Name	1	2	3	4	5	Pts
1		RAKSAKAEW Jirayu	3	3		3		16
2		VAENPRADAB Montri	2	2	2	2		3
3		TABWISES Wanchai			4	4		8
4		KESAPAN Nattapong			17	6		1
5		NILSAWAI Kissada	5	5	5	5		13
7		BOUDANG Yuranan						
8		SILAPASRON Kanit						
9	C	SRI-UTTHAWONG Kittikun	1	4	1	1		17
10	L	TOONTUPTHAI Piyarat		L	L	L		
14		SOMKANE Kitsada	4	1				5
16		NAKPRASONG Teerasak						
17		CHAROENSUK Saranchit	6	6	6			1
<b>Head Coach</b>		SUPAJIRAKUL Monchai						
<b>Assistant Coach</b>		MANAPORNCHAI Khjhornsak						

**TEAM AND PLAYER PERFORMANCES**

Won	Total Atts	No Name	Scoring Skills	Won	Total Atts	No Name
<b>55</b>	<b>105</b>	<b>Total Team</b>		<b>56</b>	<b>113</b>	<b>Total Team</b>
16	28	14 IERESHCHENKO Ian	<b>Spike</b>	16	30	9 SRI-UTTHAWONG Kittikun
10	19	4 KLYAMAR Oleksiy		14	36	1 RAKSAKAEW Jirayu
8	11	13 RIABUKHA Kostiantyn		9	14	5 NILSAWAI Kissada
<b>16</b>	<b>51</b>	<b>Total Team</b>	<b>Block</b>	<b>7</b>	<b>43</b>	<b>Total Team</b>
5	11	1 PIUN Kyrylo		3	9	5 NILSAWAI Kissada
3	7	14 IERESHCHENKO Ian		2	7	1 RAKSAKAEW Jirayu
2	8	13 RIABUKHA Kostiantyn	1	7	9 SRI-UTTHAWONG Kittikun	
<b>3</b>	<b>97</b>	<b>Total Team</b>	<b>Serve</b>	<b>1</b>	<b>89</b>	<b>Total Team</b>
2	15	4 KLYAMAR Oleksiy		1	16	5 NILSAWAI Kissada
1	6	5 ZHUMATII Oleksandr				
<b>24</b>		<b>Total Team</b>	<b>Opp Error</b>	<b>24</b>		<b>Total Team</b>
<b>98</b>	<b>253</b>	<b>Total Team</b>		<b>Total</b>	<b>88</b>	<b>245</b>
<b>19</b>	<b>50</b>	14 IERESHCHENKO Ian	<b>Best Scorer</b>	<b>17</b>	<b>55</b>	9 SRI-UTTHAWONG Kittikun

LEGEND			
Atts	Attempts	C	Team Captain
L	Libero player	L	Substitute libero
n	Starting line-up where n = starting position on court (i.e. positions 1 to 6)	nn	Substitute where nn = jersey number of out going player
Opp	Opponent	Pts	Points scored

Timing and Results provided by TISSOT



Match No: 13

### Match Statistics

статистика

Match Duration: 1h 54m  
Attendance: 850

UKR vs THA  
3 1

Teams	Sets	1	2	3	4	Total
UKR	3	27	25	21	25	98
THA	1	25	15	25	23	88
	Playing Time	29m	24m	25m	25m	1h 43m

First Referee: MYREDAL Andreas (NOR)

Second Referee: HO Tat Ming, Samuel (HKG)

### UKR - Ukraine

Scoring Spike

Limit 15.00%

Rk	No	Name	Spikes	Faults	Shots	Total Attempts	Eff %
1	14	IERESHCHENKO Ian	16	3	9	28	46.43
2	4	KLYAMAR Oleksiy	10	3	6	19	36.84
3	5	ZHUMATII Oleksandr	6	3	10	19	15.79
	8	TUPCHII Andrii	5	1	6	12	
	13	RIABUKHA Kostiantyn	8	-	3	11	
	1	PIUN Kyrylo	7	1	1	9	
	3	STOROZHYLOV Dmytro	2	1	3	6	
	9	DMYTRIIEV Oleksandr	1	-	-	1	
	6	PRYKHODKO Roman	-	-	-	-	
	7	SHORKIN Dmytro	-	-	-	-	
	10	YUSHKEVYCH Ruslan	-	-	-	-	
	11	MOROZ Mykola	-	-	-	-	
<b>Team Totals</b>			55	12	38	105	40.95

Scoring Block


Rk	No	Name	Kill Blocks	Faults	Rebounds	Total Attempts	Avg by Set
1	1	PIUN Kyrylo	5	5	1	11	1.25
2	14	IERESHCHENKO Ian	3	-	4	7	0.75
3	3	STOROZHYLOV Dmytro	2	8	-	10	0.50
3	13	RIABUKHA Kostiantyn	2	2	4	8	0.50
3	4	KLYAMAR Oleksiy	2	5	-	7	0.50
6	5	ZHUMATII Oleksandr	1	-	2	3	0.25
6	8	TUPCHII Andrii	1	-	2	3	0.25
8	9	DMYTRIIEV Oleksandr	-	2	-	2	0.00
	6	PRYKHODKO Roman	-	-	-	-	
	7	SHORKIN Dmytro	-	-	-	-	
	10	YUSHKEVYCH Ruslan	-	-	-	-	
	11	MOROZ Mykola	-	-	-	-	
<b>Team Totals</b>			16	22	13	51	4.00

Scoring Service


Rk	No	Name	Aces	Faults	Serve Hits	Total Attempts	Avg by Set
1	4	KLYAMAR Oleksiy	2	4	9	15	0.50
2	5	ZHUMATII Oleksandr	1	1	4	6	0.25
3	13	RIABUKHA Kostiantyn	-	5	15	20	0.00
3	3	STOROZHYLOV Dmytro	-	1	16	17	0.00
3	14	IERESHCHENKO Ian	-	4	11	15	0.00
3	1	PIUN Kyrylo	-	1	11	12	0.00
3	8	TUPCHII Andrii	-	1	6	7	0.00
3	9	DMYTRIIEV Oleksandr	-	-	4	4	0.00
3	7	SHORKIN Dmytro	-	1	-	1	0.00
	6	PRYKHODKO Roman	-	-	-	-	
	10	YUSHKEVYCH Ruslan	-	-	-	-	
	11	MOROZ Mykola	-	-	-	-	
<b>Team Totals</b>			3	18	76	97	0.75

Team

Opponent Errors & Team Faults	24
-------------------------------	----

Timing and Results provided by  TISSOT



Match No: 13

### Match Statistics

статистика

Match Duration: 1h 54m  
Attendance: 850


UKR vs THA  
3 1

Teams	Sets	1	2	3	4	Total
UKR	3	27	25	21	25	98
THA	1	25	15	25	23	88
	Playing Time	29m	24m	25m	25m	1h 43m

First Referee: MYREDAL Andreas (NOR)

Second Referee: HO Tat Ming, Samuel (HKG)

### UKR - Ukraine

Non-Scoring Dig


Rk	No	Name	Digs	Faults	Receptions	Total Attempts	Avg by Set
1	6	PRYKHODKO Roman	-	6	6	12	0.00
1	4	KLYAMAR Oleksiy	-	4	4	8	0.00
1	14	IERESHCHENKO Ian	-	2	3	5	0.00
1	3	STOROZHLYOV Dmytro	-	1	3	4	0.00
1	8	TUPCHII Andrii	-	1	2	3	0.00
1	1	PIUN Kyrylo	-	2	1	3	0.00
1	13	RIABUKHA Kostiantyn	-	1	1	2	0.00
1	5	ZHUMATII Oleksandr	-	-	1	1	0.00
1	9	DMYTRIIEV Oleksandr	-	-	1	1	0.00
	7	SHORKIN Dmytro	-	-	-	-	
	10	YUSHKEVYCH Ruslan	-	-	-	-	
	11	MOROZ Mykola	-	-	-	-	
<b>Team Totals</b>				17	22	39	0.00

Non-Scoring Set


Rk	No	Name	Running Sets	Faults	Still Sets	Total Attempts	Avg by Set
1	3	STOROZHLYOV Dmytro	37	-	32	69	9.25
2	9	DMYTRIIEV Oleksandr	7	-	1	8	1.75
3	4	KLYAMAR Oleksiy	1	-	2	3	0.25
3	8	TUPCHII Andrii	1	-	-	1	0.25
5	14	IERESHCHENKO Ian	-	-	2	2	0.00
5	5	ZHUMATII Oleksandr	-	-	1	1	0.00
5	13	RIABUKHA Kostiantyn	-	-	1	1	0.00
	1	PIUN Kyrylo	-	-	-	-	
	6	PRYKHODKO Roman	-	-	-	-	
	7	SHORKIN Dmytro	-	-	-	-	
	10	YUSHKEVYCH Ruslan	-	-	-	-	
	11	MOROZ Mykola	-	-	-	-	
<b>Team Totals</b>			46		39	85	11.50

Non-Scoring Reception

<b>Limit</b> 25.00%

Rk	No	Name	Excellents	Faults	Serve Receptions	Total Attempts	Succ %
1	4	KLYAMAR Oleksiy	13	-	13	26	50.00
2	6	PRYKHODKO Roman	11	-	14	25	44.00
3	14	IERESHCHENKO Ian	6	-	17	23	26.09
	1	PIUN Kyrylo	-	-	-	-	
	3	STOROZHLYOV Dmytro	-	-	-	-	
	5	ZHUMATII Oleksandr	-	-	-	-	
	7	SHORKIN Dmytro	-	-	-	-	
	8	TUPCHII Andrii	-	-	-	-	
	9	DMYTRIIEV Oleksandr	-	-	-	-	
	10	YUSHKEVYCH Ruslan	-	-	-	-	
	11	MOROZ Mykola	-	-	-	-	
	13	RIABUKHA Kostiantyn	-	-	-	-	
<b>Team Totals</b>			30		44	74	40.54



Match No: 13

### Match Statistics

статистика

Match Duration: 1h 54m  
Attendance: 850

UKR vs THA  
3 1

Teams	Sets	1	2	3	4	Total
UKR	3	27	25	21	25	98
THA	1	25	15	25	23	88
	Playing Time	29m	24m	25m	25m	1h 43m

First Referee: MYREDAL Andreas (NOR)


Second Referee: HO Tat Ming, Samuel (HKG)

### THA - Thailand

Scoring Spike

Limit 15.00%

Rk	No	Name	Spikes	Faults	Shots	Total Attempts	Eff %
1	9	SRI-UTTHAWONG Kittikun	16	8	6	30	26.67
2	1	RAKSAKAEW Jirayu	14	10	12	36	11.11
	14	SOMKANE Kitsada	5	5	7	17	
	5	NILSAWAI Kissada	9	1	4	14	
	3	TABWISES Wanchai	8	1	1	10	
	2	VAENPRADAB Montri	2	-	-	2	
	17	CHAROENSUK Saranchit	1	1	-	2	
	4	KESAPAN Nattapong	1	-	-	1	
	10	TOONTUPHAI Piyarat	-	-	1	1	
	7	BOUDANG Yuranan	-	-	-	-	
	8	SILAPASRON Kanit	-	-	-	-	
	16	NAKPRASONG Teerasak	-	-	-	-	
<b>Team Totals</b>			56	26	31	113	26.55

Scoring Block


Rk	No	Name	Kill Blocks	Faults	Rebounds	Total Attempts	Avg by Set
1	5	NILSAWAI Kissada	3	4	2	9	0.75
2	1	RAKSAKAEW Jirayu	2	3	2	7	0.50
3	2	VAENPRADAB Montri	1	5	7	13	0.25
3	9	SRI-UTTHAWONG Kittikun	1	2	4	7	0.25
5	3	TABWISES Wanchai	-	2	1	3	0.00
5	14	SOMKANE Kitsada	-	2	1	3	0.00
5	4	KESAPAN Nattapong	-	1	-	1	0.00
	7	BOUDANG Yuranan	-	-	-	-	
	8	SILAPASRON Kanit	-	-	-	-	
	10	TOONTUPHAI Piyarat	-	-	-	-	
	16	NAKPRASONG Teerasak	-	-	-	-	
	17	CHAROENSUK Saranchit	-	-	-	-	
<b>Team Totals</b>			7	19	17	43	1.75

Scoring Service


Rk	No	Name	Aces	Faults	Serve Hits	Total Attempts	Avg by Set
1	5	NILSAWAI Kissada	1	-	15	16	0.25
2	9	SRI-UTTHAWONG Kittikun	-	2	16	18	0.00
2	1	RAKSAKAEW Jirayu	-	2	11	13	0.00
2	2	VAENPRADAB Montri	-	1	11	12	0.00
2	14	SOMKANE Kitsada	-	4	5	9	0.00
2	4	KESAPAN Nattapong	-	-	8	8	0.00
2	3	TABWISES Wanchai	-	1	6	7	0.00
2	17	CHAROENSUK Saranchit	-	1	5	6	0.00
	7	BOUDANG Yuranan	-	-	-	-	
	8	SILAPASRON Kanit	-	-	-	-	
	10	TOONTUPHAI Piyarat	-	-	-	-	
	16	NAKPRASONG Teerasak	-	-	-	-	
<b>Team Totals</b>			1	11	77	89	0.25

Team

Opponent Errors & Team Faults	24
-------------------------------	----

Timing and Results provided by  TISSOT





Match No: 13

### Match Statistics

статистика

Match Duration: 1h 54m  
Attendance: 850


UKR vs THA  
3 1

Teams	Sets	1	2	3	4	Total
UKR	3	27	25	21	25	98
THA	1	25	15	25	23	88
	Playing Time	29m	24m	25m	25m	1h 43m

First Referee: MYREDAL Andreas (NOR)

Second Referee: HO Tat Ming, Samuel (HKG)

### THA - Thailand

Non-Scoring Dig


Rk	No	Name	Digs	Faults	Receptions	Total Attempts	Avg by Set
1	10	TOONTUPTHAI Piyarat	2	1	9	12	0.50
1	9	SRI-UTTHAWONG Kittikun	2	2	3	7	0.50
3	1	RAKSAKAEW Jirayu	1	4	8	13	0.25
3	4	KESAPAN Nattapong	1	2	1	4	0.25
5	14	SOMKANE Kitsada	-	3	3	6	0.00
5	3	TABWISES Wanchai	-	3	2	5	0.00
5	5	NILSAWAI Kissada	-	1	2	3	0.00
5	2	VAENPRADAB Montri	-	2	1	3	0.00
5	17	CHAROENSUK Saranchit	-	1	1	2	0.00
	7	BOUDANG Yuranan	-	-	-	-	-
	8	SILAPASRON Kanit	-	-	-	-	-
	16	NAKPRASONG Teerasak	-	-	-	-	-
<b>Team Totals</b>			6	19	30	55	1.50

Non-Scoring Set



Rk	No	Name	Running Sets	Faults	Still Sets	Total Attempts	Avg by Set
1	4	KESAPAN Nattapong	25	-	5	30	6.25
2	17	CHAROENSUK Saranchit	19	-	32	51	4.75
3	10	TOONTUPTHAI Piyarat	3	-	6	9	0.75
4	9	SRI-UTTHAWONG Kittikun	1	1	4	6	0.25
4	2	VAENPRADAB Montri	1	-	-	1	0.25
4	14	SOMKANE Kitsada	1	-	-	1	0.25
7	5	NILSAWAI Kissada	-	1	2	3	0.00
7	3	TABWISES Wanchai	-	-	1	1	0.00
	1	RAKSAKAEW Jirayu	-	-	-	-	-
	7	BOUDANG Yuranan	-	-	-	-	-
	8	SILAPASRON Kanit	-	-	-	-	-
	16	NAKPRASONG Teerasak	-	-	-	-	-
<b>Team Totals</b>			50	2	50	102	12.50

Non-Scoring Reception

<b>Limit</b> 25.00%

Rk	No	Name	Excellents	Faults	Serve Receptions	Total Attempts	Succ %
1	10	TOONTUPTHAI Piyarat	8	3	10	21	38.10
2	14	SOMKANE Kitsada	3	1	15	19	15.79
	9	SRI-UTTHAWONG Kittikun	4	-	14	18	
	3	TABWISES Wanchai	6	-	9	15	
	1	RAKSAKAEW Jirayu	-	-	-	-	
	2	VAENPRADAB Montri	-	-	-	-	
	4	KESAPAN Nattapong	-	-	-	-	
	5	NILSAWAI Kissada	-	-	-	-	
	7	BOUDANG Yuranan	-	-	-	-	
	8	SILAPASRON Kanit	-	-	-	-	
	16	NAKPRASONG Teerasak	-	-	-	-	
	17	CHAROENSUK Saranchit	-	-	-	-	
<b>Team Totals</b>			21	4	48	73	28.77

LEGEND Avg Average Eff% Efficiency Rk Rank Succ% Success %

Timing and Results provided by  TISSOT





Match No: 24

## Start List

Стартовый список

## LAT vs JPN

First Referee: KANG Joo Hee (KOR)

Second Referee: KNIZHNIKOV Nikolay (RUS)

### LAT - Latvia

No.	C/L	Name	Shirt Name	Height m / ft in	Weight kg / lbs	Highest Reach		Date of Birth	Tournament Totals					
						Spike cm	Block cm		Spike	Block	Serve	Total	%	
1		JANSONS Martins		1.87/6'2"	82/181	325	315	10 MAR 1991						
3		VISOCKIS Vladimirs		1.95/6'5"	89/196	335	320	17 JUN 1994						
4		LIEPINS Janis		2.00/6'7"	98/216	312	332	19 FEB 1992	6			6	15.00	
6		VORONKO Eriks		1.94/6'4"	86/190	336	321	31 DEC 1990	6	1		7	17.50	
8	L	NIKOLAJEVs Sergejs		1.91/6'3"	85/187	325	315	8 FEB 1986						
9		TOCS Edgars		1.93/6'4"	88/194	345	330	29 NOV 1988	2			2	5.00	
10		LAVRENOVS Dmitrijs		1.93/6'4"	81/179	325	320	12 AUG 1990						
11	C	PETROVS Deniss		1.88/6'2"	81/179	330	320	31 AUG 1986	2			2	5.00	
13		CINNE Vitalijs		1.90/6'3"	96/212	335	320	2 AUG 1989	5		1	6	15.00	
14		ZAVOROTNIJS Andrejs		1.95/6'5"	93/205	337	328	23 JUL 1985	9		2	11	27.50	
15		SAMUILOVS Aleksandrs		2.00/6'7"	98/216	345	335	26 AUG 1989	4	1		5	12.50	
17		AVDEJEVS Aleksandrs		1.98/6'6"	89/196	340	325	28 APR 1995	1			1	2.50	

Head Coach SAVICKIS Edgars

Assistant Coach LAKSA Ella

Results in this  
Universiade

Phase	Opponent	Sets	Points per Set
Preliminary	UKR	0 - 3	19-25, 20-25, 14-25


### JPN - Japan

No.	C/L	Name	Shirt Name	Height m / ft in	Weight kg / lbs	Highest Reach		Date of Birth	Tournament Totals				
						Spike cm	Block cm		Spike	Block	Serve	Total	%
1	C	OZAWA Shoh	OZAWA	1.78/5'10"	70/154	345	325	5 MAY 1989					
2		CHIJIKI Shunsuke	CHIJIKI	1.93/6'4"	82/181	340	330	6 SEP 1989					
3	L	KOGA Taichiro	KOGA	1.69/5'7"	68/150	300	280	4 OCT 1989					
4		SHIOTA Tatsuya	SHIOTA	1.92/6'4"	83/183	335	320	17 NOV 1989					
5		FUKATSU Hideomi	FUKATSU	1.80/5'11"	68/150	331	305	1 JUN 1990					
6		WATANABE Sogo	WATANABE	1.96/6'5"	83/183	340	320	21 JUL 1990					
7		HOSHINO Hidetomo	HOSHINO	1.87/6'2"	82/181	325	310	29 SEP 1990					
8		RI Haku	RI	1.93/6'4"	82/181	340	325	27 DEC 1990					
9		DEKITA Takashi	DEKITA	1.99/6'6"	88/194	345	330	13 AUG 1991					
10		MAEDA Issei	MAEDA	1.81/5'11"	74/163	320	305	22 SEP 1991					
11		FUSHIMI Yamato	FUSHIMI	2.07/6'9"	120/265	348	320	24 DEC 1991					
12		YAMADA Shuzo	YAMADA	1.92/6'4"	80/176	326	310	27 NOV 1992					

Head Coach TOKUNAGA Fumitoshi

Assistant Coach YAMAMOTO Kenji

LEGEND	
%	Percent of total team scoring
C	Team Captain
L	Libero Player

Timing and Results provided by  TISSOT



Match No: 24

### Match Results

Результат / Отчет о матче

Match Duration: 1h 18m  
Attendance: 452

**LAT vs JPN**  
**0 3**

Teams	Sets	1	2	3	Total
LAT	0	17	12	25	54
JPN	3	25	25	27	77
<b>Playing Time</b>		22m	20m	29m	1h 11m

First Referee: KANG Joo Hee (KOR)

Second Referee: KNIZHNIKOV Nikolay (RUS)

LAT - Latvia								
No	C/L	Name	1	2	3	4	5	Pts
1		JANSONS Martins	4					
3		VISOCKIS Vladimirs						
4		LIEPINS Janis	6	1	6			2
6		VORONKO Eriks	5	6	5			7
8	L	NIKOLAJEVs Sergejs	L	L	L			
9		TOCS Edgars	15	5	4			13
10		LAVRENOVS Dmitrijs						
11	C	PETROVS Deniss	1	2	1			2
13		CINNE Vitalijs	2	3				2
14		ZAVOROTNIJS Andrejs	4	4	3			7
15		SAMUILOVS Aleksandrs	3		4			1
17		AVDEJEVS Aleksandrs		13	2			3
<b>Head Coach</b>		SAVICKIS Edgars						
<b>Assistant Coach</b>		LAKSA Ella						

JPN - Japan								
No	C/L	Name	1	2	3	4	5	Pts
1	C	OZAWA Shoh		9	11			
2		CHIJIKI Shunsuke	4	4	4			13
3	L	KOGA Taichiro	L	L	L			
4		SHIOTA Tatsuya	2	2	2			8
5		FUKATSU Hideomi	6	6	6			3
6		WATANABE Sogo		2				
7		HOSHINO Hidetomo	1	1	1			10
8		RI Haku						
9		DEKITA Takashi	3	3	3			12
10		MAEDA Issei						
11		FUSHIMI Yamato	5	5	5			9
12		YAMADA Shuzo	9		9			1
<b>Head Coach</b>		TOKUNAGA Fumitoshi						
<b>Assistant Coach</b>		YAMAMOTO Kenji						

### TEAM AND PLAYER PERFORMANCES

Won	Total Atts	No Name	Scoring Skills	Won	Total Atts	No Name
32	94	<b>Total Team</b>		46	85	<b>Total Team</b>
12	26	9 TOCS Edgars	Spike	11	23	9 DEKITA Takashi
7	19	14 ZAVOROTNIJS Andrejs		11	24	2 CHIJIKI Shunsuke
6	19	6 VORONKO Eriks		9	15	7 HOSHINO Hidetomo
3	30	<b>Total Team</b>	Block	10	40	<b>Total Team</b>
1	4	13 CINNE Vitalijs		4	13	11 FUSHIMI Yamato
1	6	6 VORONKO Eriks		2	5	2 CHIJIKI Shunsuke
1	4	9 TOCS Edgars	1	2	7 HOSHINO Hidetomo	
2	56	<b>Total Team</b>	Serve		75	<b>Total Team</b>
1	13	11 PETROVS Deniss				
1	5	17 AVDEJEVS Aleksandrs				
17		<b>Total Team</b>	Opp Error	21		<b>Total Team</b>
54	180	<b>Total Team</b>		<b>Total</b>	77	200
13	40	9 TOCS Edgars	<b>Best Scorer</b>	13	38	2 CHIJIKI Shunsuke

#### LEGEND

Atts Attempts  
L Libero player  
n Starting line-up where n = starting position on court (i.e. positions 1 to 6)  
Opp Opponent

C Team Captain  
L Substitute libero  
nn Substitute where nn = jersey number of out going player  
Pts Points scored

Timing and Results provided by TISSOT



Match No: 24

### Match Statistics

статистика

Match Duration: 1h 18m  
Attendance: 452

LAT vs JPN  
0 3

Teams	Sets	1	2	3	Total
LAT	0	17	12	25	54
JPN	3	25	25	27	77
Playing Time		22m	20m	29m	1h 11m

First Referee: KANG Joo Hee (KOR)

Second Referee: KNIZHNIKOV Nikolay (RUS)

### LAT - Latvia

Scoring Spike

Limit 15.00%

Rk	No	Name	Spikes	Faults	Shots	Total Attempts	Eff %
1	9	TOCS Edgars	12	5	9	26	26.92
2	14	ZAVOROTNIJS Andrejs	7	4	8	19	15.79
3	6	VORONKO Eriks	6	5	8	19	5.26
	4	LIEPINS Janis	2	3	4	9	
	13	CINNE Vitalijs	1	4	2	7	
	11	PETROVS Deniss	1	-	5	6	
	17	AVDEJEVS Aleksandrs	2	-	4	6	
	15	SAMUILOVS Aleksandrs	1	-	1	2	
	1	JANSONS Martins	-	-	-	-	
	3	VISOCKIS Vladimirs	-	-	-	-	
	8	NIKOLAJEVs Sergejs	-	-	-	-	
	10	LAVRENOVS Dmitrijs	-	-	-	-	
Team Totals			32	21	41	94	11.70

Scoring Block


Rk	No	Name	Kill Blocks	Faults	Rebounds	Total Attempts	Avg by Set
1	6	VORONKO Eriks	1	2	3	6	0.33
1	13	CINNE Vitalijs	1	1	2	4	0.33
1	9	TOCS Edgars	1	3	-	4	0.33
4	4	LIEPINS Janis	-	4	1	5	0.00
4	14	ZAVOROTNIJS Andrejs	-	2	2	4	0.00
4	15	SAMUILOVS Aleksandrs	-	-	3	3	0.00
4	11	PETROVS Deniss	-	2	1	3	0.00
4	17	AVDEJEVS Aleksandrs	-	-	1	1	0.00
	1	JANSONS Martins	-	-	-	-	
	3	VISOCKIS Vladimirs	-	-	-	-	
	8	NIKOLAJEVs Sergejs	-	-	-	-	
	10	LAVRENOVS Dmitrijs	-	-	-	-	
Team Totals			3	14	13	30	1.00

Scoring Service


Rk	No	Name	Aces	Faults	Serve Hits	Total Attempts	Avg by Set
1	11	PETROVS Deniss	1	-	12	13	0.33
1	17	AVDEJEVS Aleksandrs	1	-	4	5	0.33
3	9	TOCS Edgars	-	-	10	10	0.00
3	14	ZAVOROTNIJS Andrejs	-	3	5	8	0.00
3	6	VORONKO Eriks	-	-	7	7	0.00
3	15	SAMUILOVS Aleksandrs	-	-	4	4	0.00
3	4	LIEPINS Janis	-	1	3	4	0.00
3	13	CINNE Vitalijs	-	2	2	4	0.00
3	1	JANSONS Martins	-	-	1	1	0.00
	3	VISOCKIS Vladimirs	-	-	-	-	
	8	NIKOLAJEVs Sergejs	-	-	-	-	
	10	LAVRENOVS Dmitrijs	-	-	-	-	
Team Totals			2	6	48	56	0.67

Team

Opponent Errors & Team Faults	17
-------------------------------	----

Timing and Results provided by  TISSOT



Match No: 24

### Match Statistics

статистика

Match Duration: 1h 18m  
Attendance: 452


LAT vs JPN  
0 3

Teams	Sets	1	2	3	Total
LAT	0	17	12	25	54
JPN	3	25	25	27	77
Playing Time		22m	20m	29m	1h 11m


First Referee: KANG Joo Hee (KOR)

Second Referee: KNIZHNIKOV Nikolay (RUS)

### LAT - Latvia

Non-Scoring Dig


Rk	No	Name	Digs	Faults	Receptions	Total Attempts	Avg by Set
1	8	NIKOLAJEVs Sergejs	2	2	10	14	0.67
2	11	PETROVS Deniss	1	5	5	11	0.33
2	6	VORONKO Eriks	1	3	5	9	0.33
4	9	TOCS Edgars	-	4	3	7	0.00
4	14	ZAVOROTNIJS Andrejs	-	3	3	6	0.00
4	17	AVDEJEVS Aleksandrs	-	1	3	4	0.00
4	13	CINNE Vitalijs	-	1	1	2	0.00
4	4	LIEPINS Janis	-	1	-	1	0.00
	1	JANSONS Martins	-	-	-	-	-
	3	VISOCKIS Vladimirs	-	-	-	-	-
	10	LAVRENOVS Dmitrijs	-	-	-	-	-
	15	SAMUILOVS Aleksandrs	-	-	-	-	-
<b>Team Totals</b>			4	20	30	54	1.33

Non-Scoring Set


Rk	No	Name	Running Sets	Faults	Still Sets	Total Attempts	Avg by Set
1	11	PETROVS Deniss	25	1	51	77	8.33
2	8	NIKOLAJEVs Sergejs	1	1	1	3	0.33
3	6	VORONKO Eriks	-	-	1	1	0.00
3	13	CINNE Vitalijs	-	-	1	1	0.00
	1	JANSONS Martins	-	-	-	-	-
	3	VISOCKIS Vladimirs	-	-	-	-	-
	4	LIEPINS Janis	-	-	-	-	-
	9	TOCS Edgars	-	-	-	-	-
	10	LAVRENOVS Dmitrijs	-	-	-	-	-
	14	ZAVOROTNIJS Andrejs	-	-	-	-	-
	15	SAMUILOVS Aleksandrs	-	-	-	-	-
	17	AVDEJEVS Aleksandrs	-	-	-	-	-
<b>Team Totals</b>			26	2	54	82	8.67

Non-Scoring Reception

<b>Limit</b> 25.00%

Rk	No	Name	Excellents	Faults	Serve Receptions	Total Attempts	Succ %
1	8	NIKOLAJEVs Sergejs	6	-	10	16	37.50
2	6	VORONKO Eriks	3	1	16	20	15.00
	17	AVDEJEVS Aleksandrs	3	-	11	14	-
	13	CINNE Vitalijs	-	-	9	9	-
	11	PETROVS Deniss	1	-	-	1	-
	1	JANSONS Martins	-	-	-	-	-
	3	VISOCKIS Vladimirs	-	-	-	-	-
	4	LIEPINS Janis	-	-	-	-	-
	9	TOCS Edgars	-	-	-	-	-
	10	LAVRENOVS Dmitrijs	-	-	-	-	-
	14	ZAVOROTNIJS Andrejs	-	-	-	-	-
	15	SAMUILOVS Aleksandrs	-	-	-	-	-
<b>Team Totals</b>			13	1	46	60	21.67



Match No: 24

Match Statistics  
статистика

Match Duration: 1h 18m  
Attendance: 452

LAT vs JPN  
0 3

Teams	Sets	1	2	3	Total
LAT	0	17	12	25	54
JPN	3	25	25	27	77
	Playing Time	22m	20m	29m	1h 11m

First Referee: KANG Joo Hee (KOR)


Second Referee: KNIZHNIKOV Nikolay (RUS)

JPN - Japan


Scoring Spike

Limit 15.00%

Rk	No	Name	Spikes	Faults	Shots	Total Attempts	Eff %
1	7	HOSHINO Hidetomo	9	1	5	15	53.33
2	9	DEKITA Takashi	11	-	12	23	47.83
3	2	CHIJIKI Shunsuke	11	1	12	24	41.67
	4	SHIOTA Tatsuya	7	1	2	10	
	11	FUSHIMI Yamato	5	2	1	8	
	5	FUKATSU Hideomi	2	1	1	4	
	12	YAMADA Shuzo	1	-	-	1	
	1	OZAWA Shoh	-	-	-	-	
	3	KOGA Taichiro	-	-	-	-	
	6	WATANABE Sogo	-	-	-	-	
	8	RI Haku	-	-	-	-	
	10	MAEDA Issei	-	-	-	-	
Team Totals			46	6	33	85	47.06

Scoring Block



Rk	No	Name	Kill Blocks	Faults	Rebounds	Total Attempts	Avg by Set
1	11	FUSHIMI Yamato	4	5	4	13	1.33
2	2	CHIJIKI Shunsuke	2	-	3	5	0.67
3	4	SHIOTA Tatsuya	1	2	4	7	0.33
3	5	FUKATSU Hideomi	1	2	4	7	0.33
3	9	DEKITA Takashi	1	2	3	6	0.33
3	7	HOSHINO Hidetomo	1	-	1	2	0.33
	1	OZAWA Shoh	-	-	-	-	
	3	KOGA Taichiro	-	-	-	-	
	6	WATANABE Sogo	-	-	-	-	
	8	RI Haku	-	-	-	-	
	10	MAEDA Issei	-	-	-	-	
	12	YAMADA Shuzo	-	-	-	-	
Team Totals			10	11	19	40	3.33

Scoring Service


Rk	No	Name	Aces	Faults	Serve Hits	Total Attempts	Avg by Set
1	7	HOSHINO Hidetomo	-	1	13	14	0.00
1	4	SHIOTA Tatsuya	-	3	9	12	0.00
1	5	FUKATSU Hideomi	-	1	8	9	0.00
1	9	DEKITA Takashi	-	1	8	9	0.00
1	11	FUSHIMI Yamato	-	2	7	9	0.00
1	2	CHIJIKI Shunsuke	-	3	6	9	0.00
1	1	OZAWA Shoh	-	1	5	6	0.00
1	12	YAMADA Shuzo	-	2	2	4	0.00
1	6	WATANABE Sogo	-	-	3	3	0.00
	3	KOGA Taichiro	-	-	-	-	
	8	RI Haku	-	-	-	-	
	10	MAEDA Issei	-	-	-	-	
Team Totals				14	61	75	0.00

Team

Opponent Errors & Team Faults	21
-------------------------------	----

Timing and Results provided by  TISSOT



Match No: 24

Match Statistics  
статистика

Match Duration: 1h 18m  
Attendance: 452


LAT vs JPN  
0 3

Teams	Sets	1	2	3	Total
LAT	0	17	12	25	54
JPN	3	25	25	27	77
	Playing Time	22m	20m	29m	1h 11m


First Referee: KANG Joo Hee (KOR)

Second Referee: KNIZHNIKOV Nikolay (RUS)

JPN - Japan

Non-Scoring Dig


Rk	No	Name	Digs	Faults	Receptions	Total Attempts	Avg by Set
1	3	KOGA Taichiro	2	3	12	17	0.67
1	5	FUKATSU Hideomi	2	2	3	7	0.67
3	4	SHIOTA Tatsuya	1	1	2	4	0.33
3	6	WATANABE Sogo	1	-	1	2	0.33
5	7	HOSHINO Hidetomo	-	2	7	9	0.00
5	9	DEKITA Takashi	-	3	1	4	0.00
5	2	CHIJIKI Shunsuke	-	1	2	3	0.00
5	1	OZAWA Shoh	-	-	2	2	0.00
	8	RI Haku	-	-	-	-	-
	10	MAEDA Issei	-	-	-	-	-
	11	FUSHIMI Yamato	-	-	-	-	-
	12	YAMADA Shuzo	-	-	-	-	-
<b>Team Totals</b>			6	12	30	48	2.00

Non-Scoring Set



Rk	No	Name	Running Sets	Faults	Still Sets	Total Attempts	Avg by Set
1	5	FUKATSU Hideomi	32	-	26	58	10.67
2	2	CHIJIKI Shunsuke	3	-	-	3	1.00
3	3	KOGA Taichiro	1	-	3	4	0.33
3	7	HOSHINO Hidetomo	1	-	2	3	0.33
5	1	OZAWA Shoh	-	-	1	1	0.00
5	9	DEKITA Takashi	-	-	1	1	0.00
	4	SHIOTA Tatsuya	-	-	-	-	-
	6	WATANABE Sogo	-	-	-	-	-
	8	RI Haku	-	-	-	-	-
	10	MAEDA Issei	-	-	-	-	-
	11	FUSHIMI Yamato	-	-	-	-	-
	12	YAMADA Shuzo	-	-	-	-	-
<b>Team Totals</b>			37		33	70	12.33

Non-Scoring Reception

<b>Limit</b> 25.00%

Rk	No	Name	Excellents	Faults	Serve Receptions	Total Attempts	Succ %
1	3	KOGA Taichiro	7	-	8	15	46.67
2	7	HOSHINO Hidetomo	2	-	15	17	11.76
	2	CHIJIKI Shunsuke	3	-	7	10	
	6	WATANABE Sogo	-	-	1	1	
	11	FUSHIMI Yamato	-	1	-	1	
	1	OZAWA Shoh	-	-	-	-	
	4	SHIOTA Tatsuya	-	-	-	-	
	5	FUKATSU Hideomi	-	-	-	-	
	8	RI Haku	-	-	-	-	
	9	DEKITA Takashi	-	-	-	-	
	10	MAEDA Issei	-	-	-	-	
	12	YAMADA Shuzo	-	-	-	-	
<b>Team Totals</b>			12	1	31	44	27.27

Avg	Eff%	Rk	Succ%
Average	Efficiency	Rank	Success %

Timing and Results provided by  TISSOT





Match No: 31

## Start List

Стартовый список

## LAT vs THA

First Referee: HOSEIN Azad Khayyam (CAN)

Second Referee: OLEJNIK Vladimir (RUS)

### LAT - Latvia White

No.	C/L	Name	Shirt Name	Height m / ft in	Weight kg / lbs	Highest Reach		Date of Birth	Tournament Totals					
						Spike cm	Block cm		Spike	Block	Serve	Total	%	
1		JANSONS Martins		1.87/6'2"	82/181	325	315	10 MAR 1991						
3		VISOCKIS Vladimirs		1.95/6'5"	89/196	335	320	17 JUN 1994						
4		LIEPINS Janis		2.00/6'7"	98/216	312	332	19 FEB 1992	8			8	10.39	
6		VORONKO Eriks		1.94/6'4"	86/190	336	321	31 DEC 1990	12	2		14	18.18	
8	L	NIKOLAJEVs Sergejs		1.91/6'3"	85/187	325	315	8 FEB 1986						
9		TOCS Edgars		1.93/6'4"	88/194	345	330	29 NOV 1988	14	1		15	19.48	
10		LAVRENOVS Dmitrijs		1.93/6'4"	81/179	325	320	12 AUG 1990						
11	C	PETROVS Deniss		1.88/6'2"	81/179	330	320	31 AUG 1986	3		1	4	5.19	
13		CINNE Vitalijs		1.90/6'3"	96/212	335	320	2 AUG 1989	6	1	1	8	10.39	
14		ZAVOROTNIJS Andrejs		1.95/6'5"	93/205	337	328	23 JUL 1985	16		2	18	23.38	
15		SAMUILOVS Aleksandrs		2.00/6'7"	98/216	345	335	26 AUG 1989	5	1		6	7.79	
17		AVDEJEVS Aleksandrs		1.98/6'6"	89/196	340	325	28 APR 1995	3		1	4	5.19	

Head Coach SAVICKIS Edgars

Assistant Coach LAKSA Ella

Results in this  
Universiade

Phase	Opponent	Sets	Points per Set
Preliminary	UKR	0 - 3	19-25, 20-25, 14-25
Preliminary	JPN	0 - 3	17-25, 12-25, 25-27

### THA - Thailand Red

No.	C/L	Name	Shirt Name	Height m / ft in	Weight kg / lbs	Highest Reach		Date of Birth	Tournament Totals				
						Spike cm	Block cm		Spike	Block	Serve	Total	%
1		RAKSAKAEW Jirayu		1.96/6'5"	82/181	305	300	3 AUG 1987	14	2		16	25.00
2		VAENPRADAB Montri		1.96/6'5"	80/176	339	320	18 AUG 1987	2	1		3	4.69
3		TABWISES Wanchai		1.85/6'1"	85/187	328	320	11 FEB 1986	8			8	12.50
4		KESAPAN Nattapong		1.83/6'0"	70/154	325	320	25 JUL 1989	1			1	1.56
5		NILSAWAI Kissada		2.03/6'8"	98/216	345	340	17 APR 1992	9	3	1	13	20.31
7		BOUDANG Yuranan		1.85/6'1"	83/183	330	325	20 DEC 1987					
8		SILAPASRON Kanit		1.79/5'10"	78/172	315	305	12 JUN 1994					
9	C	SRI-UTTHAWONG Kittikun		1.95/6'5"	80/176	347	338	10 JAN 1986	16	1		17	26.56
10	L	TOONTUPHAI Piyarat		1.96/6'5"	82/181	330	320	10 DEC 1987					
14		SOMKANE Kitsada		1.90/6'3"	77/170	350	344	28 SEP 1990	5			5	7.81
16		NAKPRASONG Teerasak		1.88/6'2"	77/170	330	320	6 NOV 1985					
17		CHAROENSUK Saranchit		1.83/6'0"	75/165	325	300	20 JUL 1987	1			1	1.56

Head Coach SUPAJIRAKUL Monchai


Assistant Coach MANAPORNCHAI Khjhornsak

Results in this  
Universiade

Phase	Opponent	Sets	Points per Set
Preliminary	UKR	1 - 3	25-27, 15-25, 25-21, 23-25

#### LEGEND

% Percent of total team scoring    C Team Captain    L Libero Player

Timing and Results provided by  TISSOT



Match No: 31

**Match Results**  
Результат / Отчет о матче

Match Duration: 2h 02m  
Attendance: 300

**LAT vs THA**  
3 2

Teams	Sets	1	2	3	4	5	Total
LAT	3	25	23	25	18	15	106
THA	2	18	25	22	25	10	100
	Playing Time	20m	27m	27m	22m	14m	1h 50m

First Referee: HOSEIN Azad Khayyam (CAN)

Second Referee: OLEJNIK Vladimir (RUS)

LAT - Latvia							
No	C/L	Name	1	2	3	4	5 Pts
1		JANSONS Martins		4			
3		VISOCKIS Vladimirs					4
4		LIEPINS Janis	4	4	4	5	4 12
6		VORONKO Eriks	6	6	6	1	6 14
8	L	NIKOLAJEVs Sergejs	L	L	L	L	L
9		TOCS Edgars	5	5	5	6	5 30
10		LAVRENOVS Dmitrijs				9	
11	C	PETROVS Deniss	2	2	2	3	2 6
13		CINNE Vitalijs		17	3	17	2
14		ZAVOROTNIJS Andrejs	1	1	1	2	1 8
15		SAMUILOVS Aleksandrs				11	1
17		AVDEJEVS Aleksandrs	3	3	13	4	3 5
Head Coach		SAVICKIS Edgars					
Assistant Coach		LAKSA Ella					

THA - Thailand							
No	C/L	Name	1	2	3	4	5 Pts
1		RAKSAKAEW Jirayu	5	4	5	4	4 21
2		VAENPRADAB Montri	4	6	1	6	6 5
3		TABWISES Wanchai	3	5	6	5	5 23
4		KESAPAN Nattapong		17	14	1	1
5		NILSAWAI Kissada	1	3	4	3	3 11
7		BOUDANG Yuranan					
8		SILAPASRON Kanit					
9	C	SRI-UTTHAWONG Kittikun	6	2	3	2	11
10	L	TOONTUPTHAI Piyarat	L	L	L	L	L
14		SOMKANE Kitsada		5	2	9	2 3
16		NAKPRASONG Teerasak		2			1
17		CHAROENSUK Saranchit	2	1		4	1 1
Head Coach		SUPAJIRAKUL Monchai					
Assistant Coach		MANAPORNCHAI Khjhornsak					

**TEAM AND PLAYER PERFORMANCES**

Won	Total Atts	No Name
57	115	<b>Total Team</b>
27	49	9 TOCS Edgars
11	18	6 VORONKO Eriks
6	14	4 LIEPINS Janis
10	72	<b>Total Team</b>
4	23	4 LIEPINS Janis
1	15	14 ZAVOROTNIJS Andrejs
1	3	13 CINNE Vitalijs
11	105	<b>Total Team</b>
3	19	11 PETROVS Deniss
2	14	4 LIEPINS Janis
2	15	6 VORONKO Eriks
28		<b>Total Team</b>
106	292	<b>Total Team</b>
30	77	9 TOCS Edgars

Scoring Skills
<b>Spike</b>
<b>Block</b>
<b>Serve</b>
<b>Opp Error</b>
<b>Total</b>
<b>Best Scorer</b>

Won	Total Atts	No Name
61	122	<b>Total Team</b>
22	39	3 TABWISES Wanchai
17	40	1 RAKSAKAEW Jirayu
8	16	9 SRI-UTTHAWONG Kittikun
10	58	<b>Total Team</b>
4	15	5 NILSAWAI Kissada
3	11	9 SRI-UTTHAWONG Kittikun
1	11	1 RAKSAKAEW Jirayu
6	101	<b>Total Team</b>
3	16	1 RAKSAKAEW Jirayu
1	12	17 CHAROENSUK Saranchit
1	14	3 TABWISES Wanchai
23		<b>Total Team</b>
100	281	<b>Total Team</b>
23	60	3 TABWISES Wanchai

LEGEND			
Atts	Attempts	C	Team Captain
L	Libero player	L	Substitute libero
n	Starting line-up where n = starting position on court (i.e. positions 1 to 6)	nn	Substitute where nn = jersey number of out going player
Opp	Opponent	Pts	Points scored

Timing and Results provided by TISSOT



WED 10 JUL 2013  
14:59  
17:01

Match No: 31

### Match Statistics

статистика

Match Duration: 2h 02m  
Attendance: 300

LAT vs THA  
3 2

Teams	Sets	1	2	3	4	5	Total
LAT	3	25	23	25	18	15	106
THA	2	18	25	22	25	10	100
	Playing Time	20m	27m	27m	22m	14m	1h 50m

First Referee: HOSEIN Azad Khayyam (CAN)

Second Referee: OLEJNIK Vladimir (RUS)

### LAT - Latvia

Scoring Spike

Limit 15.00%

Rk	No	Name	Spikes	Faults	Shots	Total Attempts	Eff %
1	6	VORONKO Eriks	11	2	5	18	50.00
2	9	TOCS Edgars	27	9	13	49	36.73
	4	LIEPINS Janis	6	1	7	14	
	17	AVDEJEVS Aleksandrs	4	3	5	12	
	11	PETROVS Deniss	2	1	5	8	
	14	ZAVOROTNIJS Andrejs	5	-	2	7	
	13	CINNE Vitalijs	1	2	3	6	
	15	SAMUILOVS Aleksandrs	1	-	-	1	
	1	JANSONS Martins	-	-	-	-	
	3	VISOCKIS Vladimirs	-	-	-	-	
	8	NIKOLAJEVs Sergejs	-	-	-	-	
	10	LAVRENOVS Dmitrijs	-	-	-	-	
<b>Team Totals</b>			<b>57</b>	<b>18</b>	<b>40</b>	<b>115</b>	<b>33.91</b>

Scoring Block


Rk	No	Name	Kill Blocks	Faults	Rebounds	Total Attempts	Avg by Set
1	4	LIEPINS Janis	4	12	7	23	0.80
2	14	ZAVOROTNIJS Andrejs	1	4	10	15	0.20
2	9	TOCS Edgars	1	6	3	10	0.20
2	17	AVDEJEVS Aleksandrs	1	4	3	8	0.20
2	6	VORONKO Eriks	1	3	3	7	0.20
2	11	PETROVS Deniss	1	4	1	6	0.20
2	13	CINNE Vitalijs	1	1	1	3	0.20
	1	JANSONS Martins	-	-	-	-	
	3	VISOCKIS Vladimirs	-	-	-	-	
	8	NIKOLAJEVs Sergejs	-	-	-	-	
	10	LAVRENOVS Dmitrijs	-	-	-	-	
	15	SAMUILOVS Aleksandrs	-	-	-	-	
<b>Team Totals</b>			<b>10</b>	<b>34</b>	<b>28</b>	<b>72</b>	<b>2.00</b>

Scoring Service


Rk	No	Name	Aces	Faults	Serve Hits	Total Attempts	Avg by Set
1	11	PETROVS Deniss	3	3	13	19	0.60
2	14	ZAVOROTNIJS Andrejs	2	3	16	21	0.40
2	9	TOCS Edgars	2	3	13	18	0.40
2	6	VORONKO Eriks	2	2	11	15	0.40
2	4	LIEPINS Janis	2	1	11	14	0.40
6	17	AVDEJEVS Aleksandrs	-	2	10	12	0.00
6	13	CINNE Vitalijs	-	-	3	3	0.00
6	3	VISOCKIS Vladimirs	-	-	2	2	0.00
6	1	JANSONS Martins	-	-	1	1	0.00
	8	NIKOLAJEVs Sergejs	-	-	-	-	
	10	LAVRENOVS Dmitrijs	-	-	-	-	
	15	SAMUILOVS Aleksandrs	-	-	-	-	
<b>Team Totals</b>			<b>11</b>	<b>14</b>	<b>80</b>	<b>105</b>	<b>2.20</b>

Team

Opponent Errors & Team Faults	28
-------------------------------	----

Timing and Results provided by  TISSOT



Match No: 31

### Match Statistics

статистика

Match Duration: 2h 02m  
Attendance: 300


LAT vs THA  
3 2

Teams	Sets	1	2	3	4	5	Total
LAT	3	25	23	25	18	15	106
THA	2	18	25	22	25	10	100
	Playing Time	20m	27m	27m	22m	14m	1h 50m


First Referee: HOSEIN Azad Khayyam (CAN)

Second Referee: OLEJNIK Vladimir (RUS)

### LAT - Latvia

Non-Scoring Dig


Rk	No	Name	Digs	Faults	Receptions	Total Attempts	Avg by Set
1	8	NIKOLAJEVs Sergejs	7	10	4	21	1.40
2	9	TOCS Edgars	2	3	3	8	0.40
3	6	VORONKO Eriks	1	4	4	9	0.20
4	4	LIEPINS Janis	-	4	2	6	0.00
4	11	PETROVS Deniss	-	2	3	5	0.00
4	13	CINNE Vitalijs	-	3	1	4	0.00
4	17	AVDEJEVS Aleksandrs	-	1	2	3	0.00
4	1	JANSONS Martins	-	1	-	1	0.00
4	14	ZAVOROTNIJS Andrejs	-	1	-	1	0.00
	3	VISOCKIS Vladimirs	-	-	-	-	-
	10	LAVRENOVS Dmitrijs	-	-	-	-	-
	15	SAMUILOVS Aleksandrs	-	-	-	-	-
<b>Team Totals</b>			10	29	19	58	2.00

Non-Scoring Set


Rk	No	Name	Running Sets	Faults	Still Sets	Total Attempts	Avg by Set
1	11	PETROVS Deniss	49	-	32	81	9.80
2	8	NIKOLAJEVs Sergejs	2	-	4	6	0.40
3	10	LAVRENOVS Dmitrijs	1	-	-	1	0.20
4	6	VORONKO Eriks	-	-	3	3	0.00
4	9	TOCS Edgars	-	-	3	3	0.00
4	4	LIEPINS Janis	-	-	1	1	0.00
4	13	CINNE Vitalijs	-	-	1	1	0.00
4	14	ZAVOROTNIJS Andrejs	-	-	1	1	0.00
	1	JANSONS Martins	-	-	-	-	-
	3	VISOCKIS Vladimirs	-	-	-	-	-
	15	SAMUILOVS Aleksandrs	-	-	-	-	-
	17	AVDEJEVS Aleksandrs	-	-	-	-	-
<b>Team Totals</b>			52		45	97	10.40

Non-Scoring Reception

<b>Limit</b> 25.00%

Rk	No	Name	Excellents	Faults	Serve Receptions	Total Attempts	Succ %
1	6	VORONKO Eriks	14	1	15	30	46.67
2	8	NIKOLAJEVs Sergejs	9	2	17	28	32.14
	17	AVDEJEVS Aleksandrs	3	-	8	11	
	4	LIEPINS Janis	6	-	1	7	
	14	ZAVOROTNIJS Andrejs	5	-	1	6	
	9	TOCS Edgars	1	-	-	1	
	13	CINNE Vitalijs	1	-	-	1	
	1	JANSONS Martins	-	-	-	-	
	3	VISOCKIS Vladimirs	-	-	-	-	
	10	LAVRENOVS Dmitrijs	-	-	-	-	
	11	PETROVS Deniss	-	-	-	-	
	15	SAMUILOVS Aleksandrs	-	-	-	-	
<b>Team Totals</b>			39	3	42	84	46.43



Match No: 31

### Match Statistics

статистика

Match Duration: 2h 02m  
Attendance: 300

LAT vs THA  
3 2

Teams	Sets	1	2	3	4	5	Total
LAT	3	25	23	25	18	15	106
THA	2	18	25	22	25	10	100
	Playing Time	20m	27m	27m	22m	14m	1h 50m

First Referee: HOSEIN Azad Khayyam (CAN)


Second Referee: OLEJNIK Vladimir (RUS)

### THA - Thailand

Scoring Spike

Limit 15.00%

Rk	No	Name	Spikes	Faults	Shots	Total Attempts	Eff %
1	3	TABWISES Wanchai	22	7	10	39	38.46
2	1	RAKSAKAEW Jirayu	17	7	16	40	25.00
	9	SRI-UTTHAWONG Kittikun	8	3	5	16	
	5	NILSAWAI Kissada	7	3	1	11	
	2	VAENPRADAB Montri	4	-	4	8	
	14	SOMKANE Kitsada	2	2	-	4	
	16	NAKPRASONG Teerasak	1	-	1	2	
	17	CHAROENSUK Saranchit	-	-	2	2	
	4	KESAPAN Nattapong	-	-	-	-	
	7	BOUDANG Yuranan	-	-	-	-	
	8	SILAPASRON Kanit	-	-	-	-	
	10	TOONTUPHAI Piyarat	-	-	-	-	
<b>Team Totals</b>			61	22	39	122	31.97

Scoring Block


Rk	No	Name	Kill Blocks	Faults	Rebounds	Total Attempts	Avg by Set
1	5	NILSAWAI Kissada	4	6	5	15	0.80
2	9	SRI-UTTHAWONG Kittikun	3	4	4	11	0.60
3	1	RAKSAKAEW Jirayu	1	4	6	11	0.20
3	2	VAENPRADAB Montri	1	3	-	4	0.20
3	4	KESAPAN Nattapong	1	2	-	3	0.20
6	3	TABWISES Wanchai	-	4	3	7	0.00
6	17	CHAROENSUK Saranchit	-	1	2	3	0.00
6	14	SOMKANE Kitsada	-	1	1	2	0.00
6	16	NAKPRASONG Teerasak	-	1	1	2	0.00
	7	BOUDANG Yuranan	-	-	-	-	
	8	SILAPASRON Kanit	-	-	-	-	
	10	TOONTUPHAI Piyarat	-	-	-	-	
<b>Team Totals</b>			10	26	22	58	2.00

Scoring Service


Rk	No	Name	Aces	Faults	Serve Hits	Total Attempts	Avg by Set
1	1	RAKSAKAEW Jirayu	3	2	11	16	0.60
2	3	TABWISES Wanchai	1	5	8	14	0.20
2	17	CHAROENSUK Saranchit	1	1	10	12	0.20
2	14	SOMKANE Kitsada	1	2	2	5	0.20
5	4	KESAPAN Nattapong	-	1	14	15	0.00
5	5	NILSAWAI Kissada	-	1	13	14	0.00
5	2	VAENPRADAB Montri	-	1	11	12	0.00
5	9	SRI-UTTHAWONG Kittikun	-	1	10	11	0.00
5	16	NAKPRASONG Teerasak	-	-	2	2	0.00
	7	BOUDANG Yuranan	-	-	-	-	
	8	SILAPASRON Kanit	-	-	-	-	
	10	TOONTUPHAI Piyarat	-	-	-	-	
<b>Team Totals</b>			6	14	81	101	1.20

Team

Opponent Errors & Team Faults	23
-------------------------------	----

Timing and Results provided by  TISSOT





Match No: 31

### Match Statistics

статистика

Match Duration: 2h 02m  
Attendance: 300


LAT vs THA  
3 2


Teams	Sets	1	2	3	4	5	Total
LAT	3	25	23	25	18	15	106
THA	2	18	25	22	25	10	100
	Playing Time	20m	27m	27m	22m	14m	1h 50m


First Referee: HOSEIN Azad Khayyam (CAN)

Second Referee: OLEJNIK Vladimir (RUS)

### THA - Thailand

Non-Scoring Dig	Rk	No	Name	Digs	Faults	Receptions	Total Attempts	Avg by Set	
	1	10	TOONTUPTHAI Piyarat	5	11	6	22	1.00	
	2	1	RAKSAKAEW Jirayu	4	7	3	14	0.80	
	3	3	TABWISES Wanchai	2	5	3	10	0.40	
	4	17	CHAROENSUK Saranchit	1	2	6	9	0.20	
	4	9	SRI-UTTHAWONG Kittikun	1	3	4	8	0.20	
	6	4	KESAPAN Nattapong	-	1	6	7	0.00	
	6	5	NILSAWAI Kissada	-	2	3	5	0.00	
	6	14	SOMKANE Kitsada	-	-	1	1	0.00	
		2	VAENPRADAB Montri	-	-	-	-	-	
		7	BOUDANG Yuranan	-	-	-	-	-	
		8	SILAPASRON Kanit	-	-	-	-	-	
		16	NAKPRASONG Teerasak	-	-	-	-	-	
		<b>Team Totals</b>			13	31	32	76	2.60

Non-Scoring Set	Rk	No	Name	Running Sets	Faults	Still Sets	Total Attempts	Avg by Set	
	1	17	CHAROENSUK Saranchit	35	-	21	56	7.00	
	2	4	KESAPAN Nattapong	20	-	14	34	4.00	
	3	10	TOONTUPTHAI Piyarat	2	-	5	7	0.40	
	4	2	VAENPRADAB Montri	1	-	4	5	0.20	
	4	1	RAKSAKAEW Jirayu	1	-	1	2	0.20	
	6	3	TABWISES Wanchai	-	-	4	4	0.00	
	6	5	NILSAWAI Kissada	-	-	3	3	0.00	
	6	9	SRI-UTTHAWONG Kittikun	-	-	2	2	0.00	
	6	14	SOMKANE Kitsada	-	-	1	1	0.00	
		7	BOUDANG Yuranan	-	-	-	-	-	
		8	SILAPASRON Kanit	-	-	-	-	-	
		16	NAKPRASONG Teerasak	-	-	-	-	-	
		<b>Team Totals</b>			59		55	114	11.80

Non-Scoring Reception	Rk	No	Name	Excellents	Faults	Serve Receptions	Total Attempts	Succ %	
	1	10	TOONTUPTHAI Piyarat	17	2	10	29	58.62	
	2	3	TABWISES Wanchai	9	5	16	30	30.00	
		9	SRI-UTTHAWONG Kittikun	9	3	7	19		
		14	SOMKANE Kitsada	3	-	6	9		
		1	RAKSAKAEW Jirayu	1	-	-	1		
		17	CHAROENSUK Saranchit	-	-	1	1		
		2	VAENPRADAB Montri	-	1	-	1		
		4	KESAPAN Nattapong	-	-	-	-		
		5	NILSAWAI Kissada	-	-	-	-		
		7	BOUDANG Yuranan	-	-	-	-		
		8	SILAPASRON Kanit	-	-	-	-		
		16	NAKPRASONG Teerasak	-	-	-	-		
		<b>Team Totals</b>			39	11	40	90	43.33

LEGEND	Avg	Eff%	Rk	Succ%
	Average	Efficiency	Rank	Success %

Timing and Results provided by  TISSOT





Match No: 34

### Start List

Стартовый список

## JPN vs UKR

First Referee: LUNA AMEZCUA Jose Roberto (MEX)

Second Referee: BAJCI Peter (SVK)

### JPN - Japan Red

No.	C/L	Name	Shirt Name	Height m / ft in	Weight kg / lbs	Highest Reach		Date of Birth	Tournament Totals				
						Spike cm	Block cm		Spike	Block	Serve	Total	%
1	C	OZAWA Shoh	OZAWA	1.78/5'10"	70/154	345	325	5 MAY 1989					
2		CHIJIKI Shunsuke	CHIJIKI	1.93/6'4"	82/181	340	330	6 SEP 1989	11	2		13	23.21
3	L	KOGA Taichiro	KOGA	1.69/5'7"	68/150	300	280	4 OCT 1989					
4		SHIOTA Tatsuya	SHIOTA	1.92/6'4"	83/183	335	320	17 NOV 1989	7	1		8	14.29
5		FUKATSU Hideomi	FUKATSU	1.80/5'11"	68/150	331	305	1 JUN 1990	2	1		3	5.36
6		WATANABE Sogo	WATANABE	1.96/6'5"	83/183	340	320	21 JUL 1990					
7		HOSHINO Hidetomo	HOSHINO	1.87/6'2"	82/181	325	310	29 SEP 1990	9	1		10	17.86
8		RI Haku	RI	1.93/6'4"	82/181	340	325	27 DEC 1990					
9		DEKITA Takashi	DEKITA	1.99/6'6"	88/194	345	330	13 AUG 1991	11	1		12	21.43
10		MAEDA Issei	MAEDA	1.81/5'11"	74/163	320	305	22 SEP 1991					
11		FUSHIMI Yamato	FUSHIMI	2.07/6'9"	120/265	348	320	24 DEC 1991	5	4		9	16.07
12		YAMADA Shuzo	YAMADA	1.92/6'4"	80/176	326	310	27 NOV 1992	1			1	1.79

Head Coach TOKUNAGA Fumitoshi

Assistant Coach YAMAMOTO Kenji

Results in this  
Universiade

Phase	Opponent	Sets	Points per Set
Preliminary	LAT	3 - 0	25-17, 25-12, 27-25

### UKR - Ukraine Yellow

No.	C/L	Name	Shirt Name	Height m / ft in	Weight kg / lbs	Highest Reach		Date of Birth	Tournament Totals				
						Spike cm	Block cm		Spike	Block	Serve	Total	%
1		PIUN Kyrylo	Piun	2.14/7'0"	107/236	365	350	10 MAY 1989	15	6		21	16.15
3	C	STOROZHLYOV Dmytro	Storozhlyo	1.98/6'6"	92/203	340	330	1 JUN 1986	4	3		7	5.38
4		KLYAMAR Oleksiy	Klyamar	1.92/6'4"	86/190	340	320	11 APR 1987	12	2	3	17	13.08
5		ZHUMATII Oleksandr	Zhumatii	1.93/6'4"	90/198	350	330	3 APR 1988	16	3	1	20	15.38
6	L	PRYKHODKO Roman	Prykhodko	1.95/6'5"	90/198	320	320	28 MAR 1985					
7		SHORKIN Dmytro	Shorkin	1.90/6'3"	90/198	340	320	16 DEC 1989		1		1	0.77
8		TUPCHII Andrii	Tupchii	2.02/6'8"	96/212	350	335	14 NOV 1986	8	1	1	10	7.69
9		DMYTRIIEV Oleksandr	Dmytriiev	1.98/6'6"	90/198	350	335	20 JUL 1987	1			1	0.77
10		YUSHKEVYCH Ruslan	Yushkevych	2.00/6'7"	98/216	350	335	22 AUG 1985					
11		MOROZ Mykola	Moroz	2.04/6'8"	88/194	350	330	19 DEC 1992	4			4	3.08
13		RIABUKHA Kostiantyn	Riabukha	2.03/6'8"	100/220	355	330	29 APR 1988	10	6	1	17	13.08
14		IERESHCHENKO Ian	Iereshchen	1.97/6'6"	83/183	360	340	6 APR 1990	26	3	3	32	24.62

Head Coach SKRYPKA Sergii


Assistant Coach PASAZHIN Mykola

Results in this  
Universiade

Phase	Opponent	Sets	Points per Set
Preliminary	LAT	3 - 0	25-19, 25-20, 25-14
Preliminary	THA	3 - 1	27-25, 25-15, 21-25, 25-23

#### LEGEND

% Percent of total team scoring    C Team Captain    L Libero Player

Timing and Results provided by  TISSOT



Match No: 34

**Match Results**  
Результат / Отчет о матче

Match Duration: 2h 22m  
Attendance: 520

**JPN vs UKR**  
2 3

Teams	Sets	1	2	3	4	5	Total
JPN	2	25	21	25	20	18	109
UKR	3	23	25	21	25	20	114
	Playing Time	27m	27m	27m	25m	24m	2h 10m

First Referee: LUNA AMEZCUA Jose Roberto (MEX)

Second Referee: BAJCI Peter (SVK)

JPN - Japan								
No	C/L	Name	1	2	3	4	5	Pts
1	C	OZAWA Shoh	11	11	9	11	11	1
2		CHIJIKI Shunsuke	4	4				7
3	L	KOGA Taichiro	L	L	L	L	L	
4		SHIOTA Tatsuya	2	2	2	2	2	11
5		FUKATSU Hideomi	6	6	6	6	6	1
6		WATANABE Sogo		2	4	4	4	12
7		HOSHINO Hidetomo	1	1	1	1	1	12
8		RI Haku					5	
9		DEKITA Takashi	3	3	3	3	3	29
10		MAEDA Issei						
11		FUSHIMI Yamato	5	5	5	5	5	11
12		YAMADA Shuzo	9	9	11		9	
Head Coach		TOKUNAGA Fumitoshi						
Assistant Coach		YAMAMOTO Kenji						

UKR - Ukraine								
No	C/L	Name	1	2	3	4	5	Pts
1		PIUN Kyrlyo	4	4	5	4		8
3	C	STOROZHYLOV Dmytro	2		9	2	2	4
4		KLYAMAR Oleksiy	6	6	1	6	6	10
5		ZHUMATII Oleksandr	5	5	9	5	5	17
6	L	PRYKHODKO Roman	L	L	L	L	L	
7		SHORKIN Dmytro						
8		TUPCHII Andrii		5	6			10
9		DMYTRIIEV Oleksandr	3	2	3			
10		YUSHKEVYCH Ruslan			1	1	4	1
11		MOROZ Mykola				4		
13		RIABUKHA Kostiantyn	1	1	2	1	1	11
14		IERESHCHENKO Ian	3	3	4	3	3	23
Head Coach		SKRYPKA Sergii						
Assistant Coach		PASAZHIN Mykola						

**TEAM AND PLAYER PERFORMANCES**

Won	Total Atts	No Name	Scoring Skills	Won	Total Atts	No Name
72	164	<b>Total Team</b>	Spike	66	139	<b>Total Team</b>
27	57	9 DEKITA Takashi		20	39	14 IERESHCHENKO Ian
11	20	6 WATANABE Sogo		16	37	5 ZHUMATII Oleksandr
11	17	4 SHIOTA Tatsuya	Block	8	14	8 TUPCHII Andrii
8	72	<b>Total Team</b>		12	101	<b>Total Team</b>
4	24	11 FUSHIMI Yamato		4	24	13 RIABUKHA Kostiantyn
2	12	9 DEKITA Takashi	Serve	3	11	3 STOROZHYLOV Dmytro
2	5	7 HOSHINO Hidetomo		2	6	8 TUPCHII Andrii
4	109	<b>Total Team</b>		6	114	<b>Total Team</b>
2	12	11 FUSHIMI Yamato	Opp Error	2	18	4 KLYAMAR Oleksiy
1	16	7 HOSHINO Hidetomo		1	17	13 RIABUKHA Kostiantyn
1	13	6 WATANABE Sogo		1	15	3 STOROZHYLOV Dmytro
25		<b>Total Team</b>	Total	30		<b>Total Team</b>
109	345	<b>Total Team</b>		114	354	<b>Total Team</b>
29	82	9 DEKITA Takashi	Best Scorer	23	69	14 IERESHCHENKO Ian

**LEGEND**

Atts Attempts  
L Libero player  
n Starting line-up where n = starting position on court (i.e. positions 1 to 6)  
Opp Opponent

C Team Captain  
L Substitute libero  
nn Substitute where nn = jersey number of out going player  
Pts Points scored

Timing and Results provided by **TISSOT**



Match No: 34

### Match Statistics

статистика

Match Duration: 2h 22m  
Attendance: 520

### JPN vs UKR

2 3

Teams	Sets	1	2	3	4	5	Total
JPN	2	25	21	25	20	18	109
UKR	3	23	25	21	25	20	114
	Playing Time	27m	27m	27m	25m	24m	2h 10m

First Referee: LUNA AMEZCUA Jose Roberto (MEX)

Second Referee: BAJCI Peter (SVK)

### JPN - Japan

Scoring Spike

Limit 15.00%

Rk	No	Name	Spikes	Faults	Shots	Total Attempts	Eff %
1	9	DEKITA Takashi	27	7	23	57	35.09
2	7	HOSHINO Hidetomo	9	4	15	28	17.86
	2	CHIJIKI Shunsuke	7	3	12	22	
	6	WATANABE Sogo	11	2	7	20	
	4	SHIOTA Tatsuya	11	2	4	17	
	11	FUSHIMI Yamato	5	1	7	13	
	5	FUKATSU Hideomi	1	1	4	6	
	1	OZAWA Shoh	1	-	-	1	
	3	KOGA Taichiro	-	-	-	-	
	8	RI Haku	-	-	-	-	
	10	MAEDA Issei	-	-	-	-	
	12	YAMADA Shuzo	-	-	-	-	
Team Totals			72	20	72	164	31.71

Scoring Block


Rk	No	Name	Kill Blocks	Faults	Rebounds	Total Attempts	Avg by Set
1	11	FUSHIMI Yamato	4	12	8	24	0.80
2	9	DEKITA Takashi	2	6	4	12	0.40
2	7	HOSHINO Hidetomo	2	3	-	5	0.40
4	4	SHIOTA Tatsuya	-	9	12	21	0.00
4	5	FUKATSU Hideomi	-	2	5	7	0.00
4	6	WATANABE Sogo	-	2	1	3	0.00
	1	OZAWA Shoh	-	-	-	-	
	2	CHIJIKI Shunsuke	-	-	-	-	
	3	KOGA Taichiro	-	-	-	-	
	8	RI Haku	-	-	-	-	
	10	MAEDA Issei	-	-	-	-	
	12	YAMADA Shuzo	-	-	-	-	
Team Totals			8	34	30	72	1.60

Scoring Service


Rk	No	Name	Aces	Faults	Serve Hits	Total Attempts	Avg by Set
1	11	FUSHIMI Yamato	2	3	7	12	0.40
2	7	HOSHINO Hidetomo	1	-	15	16	0.20
2	6	WATANABE Sogo	1	3	9	13	0.20
4	4	SHIOTA Tatsuya	-	9	10	19	0.00
4	5	FUKATSU Hideomi	-	-	17	17	0.00
4	9	DEKITA Takashi	-	1	12	13	0.00
4	2	CHIJIKI Shunsuke	-	1	7	8	0.00
4	1	OZAWA Shoh	-	-	7	7	0.00
4	12	YAMADA Shuzo	-	2	2	4	0.00
	3	KOGA Taichiro	-	-	-	-	
	8	RI Haku	-	-	-	-	
	10	MAEDA Issei	-	-	-	-	
Team Totals			4	19	86	109	0.80

Team

Opponent Errors & Team Faults	25
-------------------------------	----

Timing and Results provided by  TISSOT



Match No: 34

### Match Statistics

статистика

Match Duration: 2h 22m  
Attendance: 520

### JPN vs UKR


2 3

Teams	Sets	1	2	3	4	5	Total
JPN	2	25	21	25	20	18	109
UKR	3	23	25	21	25	20	114
	Playing Time	27m	27m	27m	25m	24m	2h 10m

First Referee: LUNA AMEZCUA Jose Roberto (MEX)

Second Referee: BAJCI Peter (SVK)

### JPN - Japan

Non-Scoring Dig


Rk	No	Name	Digs	Faults	Receptions	Total Attempts	Avg by Set
1	3	KOGA Taichiro	12	8	8	28	2.40
2	5	FUKATSU Hideomi	6	3	7	16	1.20
3	7	HOSHINO Hidetomo	4	7	9	20	0.80
3	2	CHIJIKI Shunsuke	4	3	3	10	0.80
5	6	WATANABE Sogo	3	4	3	10	0.60
6	9	DEKITA Takashi	2	5	4	11	0.40
7	11	FUSHIMI Yamato	1	2	3	6	0.20
7	1	OZAWA Shoh	1	1	-	2	0.20
7	4	SHIOTA Tatsuya	1	-	-	1	0.20
	8	RI Haku	-	-	-	-	-
	10	MAEDA Issei	-	-	-	-	-
	12	YAMADA Shuzo	-	-	-	-	-
<b>Team Totals</b>			34	33	37	104	6.80

Non-Scoring Set


Rk	No	Name	Running Sets	Faults	Still Sets	Total Attempts	Avg by Set
1	5	FUKATSU Hideomi	68	-	60	128	13.60
2	3	KOGA Taichiro	1	-	11	12	0.20
3	9	DEKITA Takashi	-	-	4	4	0.00
3	2	CHIJIKI Shunsuke	-	-	3	3	0.00
3	1	OZAWA Shoh	-	-	1	1	0.00
3	4	SHIOTA Tatsuya	-	-	1	1	0.00
3	6	WATANABE Sogo	-	-	1	1	0.00
3	7	HOSHINO Hidetomo	-	-	1	1	0.00
3	11	FUSHIMI Yamato	-	-	1	1	0.00
3	12	YAMADA Shuzo	-	-	1	1	0.00
	8	RI Haku	-	-	-	-	-
	10	MAEDA Issei	-	-	-	-	-
<b>Team Totals</b>			69		84	153	13.80

Non-Scoring Reception

<b>Limit</b> 25.00%

Rk	No	Name	Excellents	Faults	Serve Receptions	Total Attempts	Succ %
1	3	KOGA Taichiro	17	4	8	29	58.62
2	7	HOSHINO Hidetomo	19	1	15	35	54.29
	6	WATANABE Sogo	11	-	8	19	
	2	CHIJIKI Shunsuke	7	1	4	12	
	4	SHIOTA Tatsuya	2	-	-	2	
	1	OZAWA Shoh	-	-	-	-	
	5	FUKATSU Hideomi	-	-	-	-	
	8	RI Haku	-	-	-	-	
	9	DEKITA Takashi	-	-	-	-	
	10	MAEDA Issei	-	-	-	-	
	11	FUSHIMI Yamato	-	-	-	-	
	12	YAMADA Shuzo	-	-	-	-	
<b>Team Totals</b>			56	6	35	97	57.73



Match No: 34

### Match Statistics

статистика

Match Duration: 2h 22m  
Attendance: 520

### JPN vs UKR

2 3

Teams	Sets	1	2	3	4	5	Total
JPN	2	25	21	25	20	18	109
UKR	3	23	25	21	25	20	114
	Playing Time	27m	27m	27m	25m	24m	2h 10m

First Referee: LUNA AMEZCUA Jose Roberto (MEX)


Second Referee: BAJCI Peter (SVK)

### UKR - Ukraine

Scoring Spike

Limit 15.00%

Rk	No	Name	Spikes	Faults	Shots	Total Attempts	Eff %
1	14	IERESHCHENKO Ian	20	3	16	39	43.59
2	5	ZHUMATII Oleksandr	16	3	18	37	35.14
3	4	KLYAMAR Oleksiy	8	3	15	26	19.23
	8	TUPCHII Andrii	8	-	6	14	
	1	PIUN Kyrylo	7	1	4	12	
	13	RIABUKHA Kostiantyn	6	-	3	9	
	10	YUSHKEVYCH Ruslan	1	-	-	1	
	9	DMYTRIIEV Oleksandr	-	1	-	1	
	3	STOROZHYLOV Dmytro	-	-	-	-	
	6	PRYKHODKO Roman	-	-	-	-	
	7	SHORKIN Dmytro	-	-	-	-	
	11	MOROZ Mykola	-	-	-	-	
Team Totals			66	11	62	139	39.57

Scoring Block


Rk	No	Name	Kill Blocks	Faults	Rebounds	Total Attempts	Avg by Set
1	13	RIABUKHA Kostiantyn	4	8	12	24	0.80
2	3	STOROZHYLOV Dmytro	3	5	3	11	0.60
3	14	IERESHCHENKO Ian	2	4	4	10	0.40
3	8	TUPCHII Andrii	2	-	4	6	0.40
5	5	ZHUMATII Oleksandr	1	4	6	11	0.20
6	1	PIUN Kyrylo	-	9	12	21	0.00
6	4	KLYAMAR Oleksiy	-	5	3	8	0.00
6	10	YUSHKEVYCH Ruslan	-	-	5	5	0.00
6	9	DMYTRIIEV Oleksandr	-	2	3	5	0.00
	6	PRYKHODKO Roman	-	-	-	-	
	7	SHORKIN Dmytro	-	-	-	-	
	11	MOROZ Mykola	-	-	-	-	
Team Totals			12	37	52	101	2.40

Scoring Service


Rk	No	Name	Aces	Faults	Serve Hits	Total Attempts	Avg by Set
1	4	KLYAMAR Oleksiy	2	4	12	18	0.40
2	14	IERESHCHENKO Ian	1	5	14	20	0.20
2	13	RIABUKHA Kostiantyn	1	1	15	17	0.20
2	3	STOROZHYLOV Dmytro	1	2	12	15	0.20
2	1	PIUN Kyrylo	1	2	9	12	0.20
6	5	ZHUMATII Oleksandr	-	1	11	12	0.00
6	9	DMYTRIIEV Oleksandr	-	-	9	9	0.00
6	10	YUSHKEVYCH Ruslan	-	-	6	6	0.00
6	8	TUPCHII Andrii	-	2	3	5	0.00
	6	PRYKHODKO Roman	-	-	-	-	
	7	SHORKIN Dmytro	-	-	-	-	
	11	MOROZ Mykola	-	-	-	-	
Team Totals			6	17	91	114	1.20

Team

Opponent Errors & Team Faults	30
-------------------------------	----

Timing and Results provided by  TISSOT





WED 10 JUL 2013  
18:00  
20:22

Match No: 34

**Match Statistics**  
статистика

Match Duration: 2h 22m  
Attendance: 520


**JPN vs UKR**  
2 3

Teams	Sets	1	2	3	4	5	Total
JPN	2	25	21	25	20	18	109
UKR	3	23	25	21	25	20	114
	<b>Playing Time</b>	27m	27m	27m	25m	24m	2h 10m

First Referee: LUNA AMEZCUA Jose Roberto (MEX)

Second Referee: BAJCI Peter (SVK)

**UKR - Ukraine**

Non-Scoring Dig


Rk	No	Name	Digs	Faults	Receptions	Total Attempts	Avg by Set
1	6	PRYKHODKO Roman	3	7	9	19	0.60
1	14	IERESHCHENKO Ian	3	7	5	15	0.60
3	4	KLYAMAR Oleksiy	2	5	8	15	0.40
4	5	ZHUMATII Oleksandr	1	4	7	12	0.20
4	3	STOROZHYZLOV Dmytro	1	8	3	12	0.20
4	9	DMYTRIIEV Oleksandr	1	4	6	11	0.20
4	13	RIABUKHA Kostiantyn	1	2	1	4	0.20
4	1	PIUN Kyrylo	1	-	1	2	0.20
4	8	TUPCHII Andrii	1	-	1	2	0.20
4	10	YUSHKEVYCH Ruslan	1	-	-	1	0.20
	7	SHORKIN Dmytro	-	-	-	-	-
	11	MOROZ Mykola	-	-	-	-	-
<b>Team Totals</b>			15	37	41	93	3.00

Non-Scoring Set



Rk	No	Name	Running Sets	Faults	Still Sets	Total Attempts	Avg by Set
1	3	STOROZHYZLOV Dmytro	35	1	26	62	7.00
2	9	DMYTRIIEV Oleksandr	20	1	26	47	4.00
3	4	KLYAMAR Oleksiy	3	-	3	6	0.60
4	6	PRYKHODKO Roman	2	-	6	8	0.40
5	14	IERESHCHENKO Ian	1	-	4	5	0.20
5	13	RIABUKHA Kostiantyn	1	-	1	2	0.20
5	5	ZHUMATII Oleksandr	1	-	-	1	0.20
8	1	PIUN Kyrylo	-	-	1	1	0.00
8	8	TUPCHII Andrii	-	-	1	1	0.00
	7	SHORKIN Dmytro	-	-	-	-	-
	10	YUSHKEVYCH Ruslan	-	-	-	-	-
	11	MOROZ Mykola	-	-	-	-	-
<b>Team Totals</b>			63	2	68	133	12.60

Non-Scoring Reception

<b>Limit</b> 25.00%

Rk	No	Name	Excellents	Faults	Serve Receptions	Total Attempts	Succ %
1	4	KLYAMAR Oleksiy	23	3	10	36	63.89
	14	IERESHCHENKO Ian	13	1	10	24	
	6	PRYKHODKO Roman	10	-	12	22	
	3	STOROZHYZLOV Dmytro	-	-	2	2	
	13	RIABUKHA Kostiantyn	1	-	1	2	
	1	PIUN Kyrylo	1	-	-	1	
	9	DMYTRIIEV Oleksandr	1	-	-	1	
	5	ZHUMATII Oleksandr	-	-	-	-	
	7	SHORKIN Dmytro	-	-	-	-	
	8	TUPCHII Andrii	-	-	-	-	
	10	YUSHKEVYCH Ruslan	-	-	-	-	
	11	MOROZ Mykola	-	-	-	-	
<b>Team Totals</b>			49	4	35	88	55.68

**LEGEND**  
Avg Average      Eff% Efficiency      Rk Rank      Succ% Success %

Timing and Results provided by  **TISSOT**





Match No: 44

### Start List

Стартовый список

## THA vs JPN

First Referee: MYREDAL Andreas (NOR)

Second Referee: HO Tat Ming, Samuel (HKG)

### THA - Thailand Blue

No.	C/L	Name	Shirt Name	Height m / ft in	Weight kg / lbs	Highest Reach		Date of Birth	Tournament Totals				
						Spike cm	Block cm		Spike	Block	Serve	Total	%
1		RAKSAKAEW Jirayu		1.96/6'5"	82/181	305	300	3 AUG 1987	31	3	3	37	26.24
2		VAENPRADAB Montri		1.96/6'5"	80/176	339	320	18 AUG 1987	6	2		8	5.67
3		TABWISES Wanchai		1.85/6'1"	85/187	328	320	11 FEB 1986	30		1	31	21.99
4		KESAPAN Nattapong		1.83/6'0"	70/154	325	320	25 JUL 1989	1	1		2	1.42
5		NILSAWAI Kissada		2.03/6'8"	98/216	345	340	17 APR 1992	16	7	1	24	17.02
7		BOUDANG Yuranan		1.85/6'1"	83/183	330	325	20 DEC 1987					
8		SILAPASRON Kanit		1.79/5'10"	78/172	315	305	12 JUN 1994					
9	C	SRI-UTTHAWONG Kittikun		1.95/6'5"	80/176	347	338	10 JAN 1986	24	4		28	19.86
10	L	TOONTUPHAI Piyarat		1.96/6'5"	82/181	330	320	10 DEC 1987					
14		SOMKANE Kitsada		1.90/6'3"	77/170	350	344	28 SEP 1990	7		1	8	5.67
16		NAKPRASONG Teerasak		1.88/6'2"	77/170	330	320	6 NOV 1985	1			1	0.71
17		CHAROENSUK Saranchit		1.83/6'0"	75/165	325	300	20 JUL 1987	1		1	2	1.42

Head Coach SUPAJIRAKUL Monchai

Assistant Coach MANAPORNCHAI Khjhornsak

#### Results in this Universiade

Phase	Opponent	Sets	Points per Set
Preliminary	UKR	1 - 3	25-27, 15-25, 25-21, 23-25
Preliminary	LAT	2 - 3	18-25, 25-23, 22-25, 25-18, 10-15

### JPN - Japan White

No.	C/L	Name	Shirt Name	Height m / ft in	Weight kg / lbs	Highest Reach		Date of Birth	Tournament Totals				
						Spike cm	Block cm		Spike	Block	Serve	Total	%
1	C	OZAWA Shoh	OZAWA	1.78/5'10"	70/154	345	325	5 MAY 1989	1			1	0.71
2		CHIJIKI Shunsuke	CHIJIKI	1.93/6'4"	82/181	340	330	6 SEP 1989	18	2		20	14.29
3	L	KOGA Taichiro	KOGA	1.69/5'7"	68/150	300	280	4 OCT 1989					
4		SHIOTA Tatsuya	SHIOTA	1.92/6'4"	83/183	335	320	17 NOV 1989	18	1		19	13.57
5		FUKATSU Hideomi	FUKATSU	1.80/5'11"	68/150	331	305	1 JUN 1990	3	1		4	2.86
6		WATANABE Sogo	WATANABE	1.96/6'5"	83/183	340	320	21 JUL 1990	11		1	12	8.57
7		HOSHINO Hidetomo	HOSHINO	1.87/6'2"	82/181	325	310	29 SEP 1990	18	3	1	22	15.71
8		RI Haku	RI	1.93/6'4"	82/181	340	325	27 DEC 1990					
9		DEKITA Takashi	DEKITA	1.99/6'6"	88/194	345	330	13 AUG 1991	38	3		41	29.29
10		MAEDA Issei	MAEDA	1.81/5'11"	74/163	320	305	22 SEP 1991					
11		FUSHIMI Yamato	FUSHIMI	2.07/6'9"	120/265	348	320	24 DEC 1991	10	8	2	20	14.29
12		YAMADA Shuzo	YAMADA	1.92/6'4"	80/176	326	310	27 NOV 1992	1			1	0.71

Head Coach TOKUNAGA Fumitoshi


Assistant Coach YAMAMOTO Kenji

#### Results in this Universiade

Phase	Opponent	Sets	Points per Set
Preliminary	LAT	3 - 0	25-17, 25-12, 27-25
Preliminary	UKR	2 - 3	25-23, 21-25, 25-21, 20-25, 18-20

#### LEGEND

% Percent of total team scoring    C Team Captain    L Libero Player

Timing and Results provided by  TISSOT



Match No: 44

**Match Results**  
Результат / Отчет о матче

Match Duration: 2h 00m  
Attendance: 540

**THA vs JPN**  
3 2

Teams	Sets	1	2	3	4	5	Total
THA	3	24	25	25	21	15	110
JPN	2	26	21	14	25	9	95
	Playing Time	24m	24m	20m	26m	14m	1h 48m

First Referee: MYREDAL Andreas (NOR)

Second Referee: HO Tat Ming, Samuel (HKG)

THA - Thailand							
No	C/L	Name	1	2	3	4	5 Pts
1		RAKSAKAEW Jirayu	3	3	3	3	4 18
2		VAENPRADAB Montri	2	2	2	2	5
3		TABWISES Wanchai	4	4	4	4	5 23
4		KESAPAN Nattapong				17	
5		NILSAWAI Kissada	5	5	5	5	3 15
7		BOUDANG Yuranan					
8		SILAPASRON Kanit					
9	C	SRI-UTTHAWONG Kittikun	1	1	1	1	2 25
10	L	TOONTUPTHAI Piyarat	L	L	L	L	
14		SOMKANE Kitsada	9	9	9		9 2
16		NAKPRASONG Teerasak	17		17	2	6 3
17		CHAROENSUK Saranchit	6	6	6	6	1
Head Coach		SUPAJIRAKUL Monchai					
Assistant Coach		MANAPORNCHAI Khjhornsak					

JPN - Japan							
No	C/L	Name	1	2	3	4	5 Pts
1	C	OZAWA Shoh	11		9	8	8 3
2		CHIJIKI Shunsuke	5	5		1	1 18
3	L	KOGA Taichiro	L	L	L	L	L
4		SHIOTA Tatsuya	3	3	2	2	2 8
5		FUKATSU Hideomi	1	1	6	6	6 4
6		WATANABE Sogo		4	4	4	4 7
7		HOSHINO Hidetomo	2	2	1		10
8		RI Haku		11	5	5	5 8
9		DEKITA Takashi	4	4	3		8
10		MAEDA Issei			8		
11		FUSHIMI Yamato	6	6		5	
12		YAMADA Shuzo	9	9		3	3 7
Head Coach		TOKUNAGA Fumitoshi					
Assistant Coach		YAMAMOTO Kenji					

**TEAM AND PLAYER PERFORMANCES**

Won	Total Atts	No Name	Scoring Skills	Won	Total Atts	No Name
65	128	Total Team		57	139	Total Team
22	29	9 SRI-UTTHAWONG Kittikun	Spike	12	31	2 CHIJIKI Shunsuke
18	34	3 TABWISES Wanchai		8	14	7 HOSHINO Hidetomo
14	39	1 RAKSAKAEW Jirayu		7	15	4 SHIOTA Tatsuya
21	61	Total Team	Block	12	52	Total Team
9	21	5 NILSAWAI Kissada		6	12	2 CHIJIKI Shunsuke
4	12	3 TABWISES Wanchai		3	9	8 RI Haku
3	7	9 SRI-UTTHAWONG Kittikun	2	6	5 FUKATSU Hideomi	
5	109	Total Team	Serve	4	96	Total Team
2	20	1 RAKSAKAEW Jirayu		1	17	5 FUKATSU Hideomi
1	3	16 NAKPRASONG Teerasak		1	14	7 HOSHINO Hidetomo
1	17	3 TABWISES Wanchai	1	7	9 DEKITA Takashi	
19		Total Team	Opp Error	22		Total Team
110	298	Total Team	Total	95	287	Total Team
25	48	9 SRI-UTTHAWONG Kittikun	Best Scorer	18	51	2 CHIJIKI Shunsuke

**LEGEND**

Atts Attempts  
L Libero player  
n Starting line-up where n = starting position on court (i.e. positions 1 to 6)  
Opp Opponent

C Team Captain  
L Substitute libero  
nn Substitute where nn = jersey number of out going player  
Pts Points scored

Timing and Results provided by TISSOT



Match No: 44

### Match Statistics

статистика

Match Duration: 2h 00m  
Attendance: 540

THA vs JPN  
3 2

Teams	Sets	1	2	3	4	5	Total
THA	3	24	25	25	21	15	110
JPN	2	26	21	14	25	9	95
	Playing Time	24m	24m	20m	26m	14m	1h 48m

First Referee: MYREDAL Andreas (NOR)


Second Referee: HO Tat Ming, Samuel (HKG)

### THA - Thailand


Scoring Spike

Limit 15.00%

Rk	No	Name	Spikes	Faults	Shots	Total Attempts	Eff %
1	9	SRI-UTTHAWONG Kittikun	22	4	3	29	62.07
2	3	TABWISES Wanchai	18	3	13	34	44.12
3	1	RAKSAKAEW Jirayu	14	6	19	39	20.51
	5	NILSAWAI Kissada	6	1	8	15	
	2	VAENPRADAB Montri	3	2	1	6	
	17	CHAROENSUK Saranchit	-	-	2	2	
	14	SOMKANE Kitsada	1	1	-	2	
	16	NAKPRASONG Teerasak	1	-	-	1	
	4	KESAPAN Nattapong	-	-	-	-	
	7	BOUDANG Yuranan	-	-	-	-	
	8	SILAPASRON Kanit	-	-	-	-	
	10	TOONTUPTHAI Piyarat	-	-	-	-	
<b>Team Totals</b>			65	17	46	128	37.50

Scoring Block


Rk	No	Name	Kill Blocks	Faults	Rebounds	Total Attempts	Avg by Set
1	5	NILSAWAI Kissada	9	6	6	21	1.80
2	3	TABWISES Wanchai	4	6	2	12	0.80
3	9	SRI-UTTHAWONG Kittikun	3	2	2	7	0.60
4	2	VAENPRADAB Montri	2	3	6	11	0.40
4	1	RAKSAKAEW Jirayu	2	4	1	7	0.40
6	16	NAKPRASONG Teerasak	1	1	-	2	0.20
7	17	CHAROENSUK Saranchit	-	1	-	1	0.00
	4	KESAPAN Nattapong	-	-	-	-	
	7	BOUDANG Yuranan	-	-	-	-	
	8	SILAPASRON Kanit	-	-	-	-	
	10	TOONTUPTHAI Piyarat	-	-	-	-	
	14	SOMKANE Kitsada	-	-	-	-	
<b>Team Totals</b>			21	23	17	61	4.20

Scoring Service


Rk	No	Name	Aces	Faults	Serve Hits	Total Attempts	Avg by Set
1	1	RAKSAKAEW Jirayu	2	4	14	20	0.40
2	3	TABWISES Wanchai	1	2	14	17	0.20
2	14	SOMKANE Kitsada	1	2	4	7	0.20
2	16	NAKPRASONG Teerasak	1	-	2	3	0.20
5	2	VAENPRADAB Montri	-	1	18	19	0.00
5	5	NILSAWAI Kissada	-	1	17	18	0.00
5	17	CHAROENSUK Saranchit	-	2	11	13	0.00
5	9	SRI-UTTHAWONG Kittikun	-	-	12	12	0.00
	4	KESAPAN Nattapong	-	-	-	-	
	7	BOUDANG Yuranan	-	-	-	-	
	8	SILAPASRON Kanit	-	-	-	-	
	10	TOONTUPTHAI Piyarat	-	-	-	-	
<b>Team Totals</b>			5	12	92	109	1.00

Team

Opponent Errors & Team Faults	19
-------------------------------	----

Timing and Results provided by  TISSOT



Match No: 44

### Match Statistics

статистика

Match Duration: 2h 00m  
Attendance: 540


THA vs JPN  
3 2

Teams	Sets	1	2	3	4	5	Total
THA	3	24	25	25	21	15	110
JPN	2	26	21	14	25	9	95
	Playing Time	24m	24m	20m	26m	14m	1h 48m

First Referee: MYREDAL Andreas (NOR)

Second Referee: HO Tat Ming, Samuel (HKG)

### THA - Thailand

Non-Scoring Dig


Rk	No	Name	Digs	Faults	Receptions	Total Attempts	Avg by Set
1	10	TOONTUPTHAI Piyarat	4	3	10	17	0.80
2	9	SRI-UTTHAWONG Kittikun	1	4	9	14	0.20
2	5	NILSAWAI Kissada	1	1	7	9	0.20
2	17	CHAROENSUK Saranchit	1	2	6	9	0.20
2	3	TABWISES Wanchai	1	4	3	8	0.20
6	2	VAENPRADAB Montri	-	1	5	6	0.00
6	1	RAKSAKAEW Jirayu	-	-	5	5	0.00
6	14	SOMKANE Kitsada	-	-	1	1	0.00
6	16	NAKPRASONG Teerasak	-	-	1	1	0.00
	4	KESAPAN Nattapong	-	-	-	-	-
	7	BOUDANG Yuranan	-	-	-	-	-
	8	SILAPASRON Kanit	-	-	-	-	-
<b>Team Totals</b>			8	15	47	70	1.60

Non-Scoring Set


Rk	No	Name	Running Sets	Faults	Still Sets	Total Attempts	Avg by Set
1	17	CHAROENSUK Saranchit	57	2	51	110	11.40
2	10	TOONTUPTHAI Piyarat	3	-	2	5	0.60
3	3	TABWISES Wanchai	2	-	1	3	0.40
4	1	RAKSAKAEW Jirayu	1	-	1	2	0.20
5	2	VAENPRADAB Montri	-	-	3	3	0.00
5	9	SRI-UTTHAWONG Kittikun	-	-	1	1	0.00
	4	KESAPAN Nattapong	-	-	-	-	-
	5	NILSAWAI Kissada	-	-	-	-	-
	7	BOUDANG Yuranan	-	-	-	-	-
	8	SILAPASRON Kanit	-	-	-	-	-
	14	SOMKANE Kitsada	-	-	-	-	-
	16	NAKPRASONG Teerasak	-	-	-	-	-
<b>Team Totals</b>			63	2	59	124	12.60

Non-Scoring Reception

<b>Limit</b> 25.00%

Rk	No	Name	Excellents	Faults	Serve Receptions	Total Attempts	Succ %
1	3	TABWISES Wanchai	6	1	20	27	22.22
2	9	SRI-UTTHAWONG Kittikun	4	-	21	25	16.00
	10	TOONTUPTHAI Piyarat	7	-	12	19	-
	14	SOMKANE Kitsada	1	1	4	6	-
	1	RAKSAKAEW Jirayu	-	-	-	-	-
	2	VAENPRADAB Montri	-	-	-	-	-
	4	KESAPAN Nattapong	-	-	-	-	-
	5	NILSAWAI Kissada	-	-	-	-	-
	7	BOUDANG Yuranan	-	-	-	-	-
	8	SILAPASRON Kanit	-	-	-	-	-
	16	NAKPRASONG Teerasak	-	-	-	-	-
	17	CHAROENSUK Saranchit	-	-	-	-	-
<b>Team Totals</b>			18	2	57	77	23.38



Match No: 44

### Match Statistics

статистика

Match Duration: 2h 00m  
Attendance: 540

THA vs JPN  
3 2

Teams	Sets	1	2	3	4	5	Total
THA	3	24	25	25	21	15	110
JPN	2	26	21	14	25	9	95
	Playing Time	24m	24m	20m	26m	14m	1h 48m

First Referee: MYREDAL Andreas (NOR)


Second Referee: HO Tat Ming, Samuel (HKG)

### JPN - Japan


Scoring Spike

Limit 15.00%

Rk	No	Name	Spikes	Faults	Shots	Total Attempts	Eff %
1	2	CHIJIKI Shunsuke	12	4	15	31	25.81
2	9	DEKITA Takashi	7	4	10	21	14.29
3	6	WATANABE Sogo	7	5	8	20	10.00
	4	SHIOTA Tatsuya	7	2	6	15	
	12	YAMADA Shuzo	7	3	5	15	
	7	HOSHINO Hidetomo	8	-	6	14	
	1	OZAWA Shoh	3	4	2	9	
	8	RI Haku	5	1	2	8	
	5	FUKATSU Hideomi	1	1	2	4	
	3	KOGA Taichiro	-	-	1	1	
	11	FUSHIMI Yamato	-	1	-	1	
	10	MAEDA Issei	-	-	-	-	
<b>Team Totals</b>			57	25	57	139	23.02

Scoring Block



Rk	No	Name	Kill Blocks	Faults	Rebounds	Total Attempts	Avg by Set
1	2	CHIJIKI Shunsuke	6	4	2	12	1.20
2	8	RI Haku	3	2	4	9	0.60
3	5	FUKATSU Hideomi	2	2	2	6	0.40
4	7	HOSHINO Hidetomo	1	-	-	1	0.20
5	4	SHIOTA Tatsuya	-	4	7	11	0.00
5	11	FUSHIMI Yamato	-	5	3	8	0.00
5	9	DEKITA Takashi	-	2	1	3	0.00
5	6	WATANABE Sogo	-	1	1	2	0.00
	1	OZAWA Shoh	-	-	-	-	
	3	KOGA Taichiro	-	-	-	-	
	10	MAEDA Issei	-	-	-	-	
	12	YAMADA Shuzo	-	-	-	-	
<b>Team Totals</b>			12	20	20	52	2.40

Scoring Service


Rk	No	Name	Aces	Faults	Serve Hits	Total Attempts	Avg by Set
1	4	SHIOTA Tatsuya	1	4	13	18	0.20
1	5	FUKATSU Hideomi	1	-	16	17	0.20
1	7	HOSHINO Hidetomo	1	-	13	14	0.20
1	9	DEKITA Takashi	1	-	6	7	0.20
5	6	WATANABE Sogo	-	2	9	11	0.00
5	2	CHIJIKI Shunsuke	-	3	5	8	0.00
5	1	OZAWA Shoh	-	2	5	7	0.00
5	12	YAMADA Shuzo	-	1	5	6	0.00
5	8	RI Haku	-	-	4	4	0.00
5	11	FUSHIMI Yamato	-	-	3	3	0.00
5	10	MAEDA Issei	-	-	1	1	0.00
	3	KOGA Taichiro	-	-	-	-	
<b>Team Totals</b>			4	12	80	96	0.80

Team

Opponent Errors & Team Faults	22
-------------------------------	----

Timing and Results provided by  TISSOT





Match No: 44

### Match Statistics

статистика

Match Duration: 2h 00m  
Attendance: 540


THA vs JPN  
3 2

Teams	Sets	1	2	3	4	5	Total
THA	3	24	25	25	21	15	110
JPN	2	26	21	14	25	9	95
	Playing Time	24m	24m	20m	26m	14m	1h 48m

First Referee: MYREDAL Andreas (NOR)

Second Referee: HO Tat Ming, Samuel (HKG)

### JPN - Japan

Non-Scoring Dig


Rk	No	Name	Digs	Faults	Receptions	Total Attempts	Avg by Set
1	3	KOGA Taichiro	7	10	3	20	1.40
2	2	CHIJIKI Shunsuke	3	3	4	10	0.60
3	5	FUKATSU Hideomi	2	4	10	16	0.40
3	12	YAMADA Shuzo	2	-	1	3	0.40
5	9	DEKITA Takashi	1	-	2	3	0.20
5	1	OZAWA Shoh	1	1	-	2	0.20
7	6	WATANABE Sogo	-	2	3	5	0.00
7	7	HOSHINO Hidetomo	-	2	3	5	0.00
7	4	SHIOTA Tatsuya	-	-	3	3	0.00
7	8	RI Haku	-	-	1	1	0.00
7	11	FUSHIMI Yamato	-	-	1	1	0.00
	10	MAEDA Issei	-	-	-	-	-
<b>Team Totals</b>			16	22	31	69	3.20

Non-Scoring Set



Rk	No	Name	Running Sets	Faults	Still Sets	Total Attempts	Avg by Set
1	5	FUKATSU Hideomi	47	1	57	105	9.40
2	3	KOGA Taichiro	2	-	6	8	0.40
3	7	HOSHINO Hidetomo	1	-	2	3	0.20
3	1	OZAWA Shoh	1	-	1	2	0.20
3	9	DEKITA Takashi	1	-	1	2	0.20
3	4	SHIOTA Tatsuya	1	-	-	1	0.20
7	2	CHIJIKI Shunsuke	-	-	2	2	0.00
7	8	RI Haku	-	-	2	2	0.00
7	12	YAMADA Shuzo	-	-	2	2	0.00
	6	WATANABE Sogo	-	-	-	-	-
	10	MAEDA Issei	-	-	-	-	-
	11	FUSHIMI Yamato	-	-	-	-	-
<b>Team Totals</b>			53	1	73	127	10.60

Non-Scoring Reception

<b>Limit</b> 25.00%

Rk	No	Name	Excellents	Faults	Serve Receptions	Total Attempts	Succ %
1	3	KOGA Taichiro	9	-	21	30	30.00
2	7	HOSHINO Hidetomo	9	1	21	31	29.03
3	6	WATANABE Sogo	3	1	21	25	12.00
	2	CHIJIKI Shunsuke	1	1	4	6	-
	4	SHIOTA Tatsuya	-	-	2	2	-
	5	FUKATSU Hideomi	-	-	1	1	-
	1	OZAWA Shoh	-	-	-	-	-
	8	RI Haku	-	-	-	-	-
	9	DEKITA Takashi	-	-	-	-	-
	10	MAEDA Issei	-	-	-	-	-
	11	FUSHIMI Yamato	-	-	-	-	-
	12	YAMADA Shuzo	-	-	-	-	-
<b>Team Totals</b>			22	3	70	95	23.16

LEGEND Avg Average Eff% Efficiency Rk Rank Succ% Success %

Timing and Results provided by  TISSOT





# Result Book

27th Summer Universiade in Kazan 2013



## Volleyball

Men's Preliminary Round Group C





Match No: 2

### Start List

Стартовый список

## SUI vs AUS


### SUI - Switzerland

No.	C/L	Name	Shirt Name	Height m / ft in	Weight kg / lbs	Highest Reach		Date of Birth	Tournament Totals					
						Spike cm	Block cm		Spike	Block	Serve	Total	%	
1		Steigmeier Sebastien		2.00/6'7"	100/220	358	330	5 JUL 1989						
3		Giger Reto		1.94/6'4"	82/181	340	310	5 AUG 1991						
4		Walzer Marc		1.99/6'6"	85/187	340	320	2 MAR 1990						
5		Wetzel Elias		1.95/6'5"	88/194	346	319	12 MAY 1993						
7		Baldy-Moulinier Nicolas Christoph		1.94/6'4"	89/196	335	315	14 MAR 1989						
11		Bruehwiler Roman		1.88/6'2"	80/176	340	315	14 AUG 1987						
12		Haenggi Christoph		1.94/6'4"	80/176	340	315	18 JUL 1993						
14	C	Carrel Julien		1.88/6'2"	72/159	330	310	19 JUL 1988						
15	L	Vautier Joris		1.81/5'11"	67/148	315	305	12 JUN 1990						
16		Brander Fabian		1.96/6'5"	82/181	345	322	16 APR 1987						
17		Ehrt Samuel		2.00/6'7"	81/179	345	320	20 APR 1992						
18		Chandon Yohan		1.90/6'3"	81/179	330	305	24 AUG 1988						
<b>Head Coach</b> Bettello Dario				<b>Assistant Coach</b> DUFAUX Michel										

### AUS - Australia

No.	C/L	Name	Shirt Name	Height m / ft in	Weight kg / lbs	Highest Reach		Date of Birth	Tournament Totals					
						Spike cm	Block cm		Spike	Block	Serve	Total	%	
1		Graham Beau	GRAHAM	2.01/6'7"	93/205	345	333	17 APR 1994						
2		Guymer Jacob	GUYMER	2.02/6'8"	87/192	351	332	21 JUN 1993						
3		Morrow Christopher	MORROW	1.80/5'11"	69/152	301	280	4 OCT 1993						
4		Staples Max	STAPLES	2.03/6'8"	100/220	350	339	27 JUL 1994						
8		Millers Brad	MILLERS	2.00/6'7"	99/218	350	333	24 MAY 1994						
10		Bell Benjamin	BELL	2.07/6'9"	100/220	350	337	24 FEB 1990						
11	L	Perry Luke	PERRY	2.02/6'8"	83/183	353	337	20 NOV 1995						
13		Walker Samuel	WALKER	1.94/6'4"	83/183	358	345	19 FEB 1995						
14	C	Sukochev Grigory	SUKOCHEV	1.96/6'5"	85/187	342	330	18 FEB 1988						
15		Mcmullin Alexander	MCMULLIN	2.00/6'7"	76/168	351	333	1 AUG 1995						
16		Smith Luke Dwi Putra	SMITH	2.01/6'7"	93/205	356	339	30 AUG 1990						
17		Douglas-Powell Thomas	TOM D-P	1.92/6'4"	85/187	356	332	16 SEP 1992						
<b>Head Coach</b> ILOTT Daniel				<b>Assistant Coach</b> ROBERTSON Grant										

LEGEND	
%	Percent of total team scoring
C	Team Captain
L	Libero Player

Timing and Results provided by  TISSOT



SAT 6 JUL 2013  
11:02  
13:14

Match No: 2

**Match Results**  
Результат / Отчет о матче

Match Duration: 2h 12m

**AUS vs SUI**  
2 3

Teams	Sets	1	2	3	4	5	Total
AUS	2	26	22	18	25	10	101
SUI	3	24	25	25	22	15	111
	Playing Time	27m	27m	25m	28m	15m	2h 02m

First Referee:

Second Referee:

AUS - Australia							
No	C/L	Name	1	2	3	4	5 Pts
1		Graham Beau					3
2		Guymer Jacob	3	4	3	5	4
3		Morrow Christopher				8	1
4		Staples Max	5	6	5	1	6
8		Millers Brad	6	1	6	2	4
10		Bell Benjamin		14	14	3	14
11	L	Perry Luke	L	L	L	L	L
13		Walker Samuel	4	5	4	6	5
14	C	Sukochev Grigory	1	2	1	10	2
15		Mcmullin Alexander		4		4	3
16		Smith Luke Dwi Putra					
17		Douglas-Powell Thomas	2	3	2	4	3
Head Coach		ILOTT Daniel					
Assistant Coach		ROBERTSON Grant					

SUI - Switzerland							
No	C/L	Name	1	2	3	4	5 Pts
1		Steigmeier Sebastien	6	4	4	4	4
3		Giger Reto		14	1	1	1
4		Walzer Marc	5	3	3	3	3
5		Wetzel Elias					
7		Baldy-Moulinier Nicolas Christoph	12		12		
11		Bruehwiler Roman	1	5	5	5	5
12		Haenggi Christoph	2	6	6	6	6
14	C	Carrel Julien	3	1			
15	L	Vautier Joris	L	L	L	L	L
16		Brander Fabian	4	2	2	2	2
17		Ehrt Samuel				4	
18		Chandon Yohan	16	12		16	
Head Coach		Bettello Dario					
Assistant Coach		DUFAUX Michel					

**TEAM AND PLAYER PERFORMANCES**

Won	Total Atts	No Name	Scoring Skills	Won	Total Atts	No Name
52	139	<b>Total Team</b>	Spike	57	146	<b>Total Team</b>
18	45	13 Walker Samuel		18	55	1 Steigmeier Sebastien
13	34	4 Staples Max		13	25	11 Bruehwiler Roman
8	28	17 Douglas-Powell Thomas	Block	13	29	16 Brander Fabian
14	63	<b>Total Team</b>		16	62	<b>Total Team</b>
4	11	2 Guymer Jacob		6	20	12 Haenggi Christoph
3	14	13 Walker Samuel	Serve	4	6	11 Bruehwiler Roman
2	7	8 Millers Brad		3	12	4 Walzer Marc
2	101	<b>Total Team</b>		9	111	<b>Total Team</b>
1	9	10 Bell Benjamin	Opp Error	4	18	1 Steigmeier Sebastien
1	2	15 Mcmullin Alexander		2	22	16 Brander Fabian
				2	18	4 Walzer Marc
33		<b>Total Team</b>	Total	29		<b>Total Team</b>
101	303	<b>Total Team</b>		111	319	<b>Total Team</b>
21	77	13 Walker Samuel	Best Scorer	23	86	1 Steigmeier Sebastien

LEGEND			
Atts	Attempts	C	Team Captain
L	Libero player	L	Substitute libero
n	Starting line-up where n = starting position on court (i.e. positions 1 to 6)	nn	Substitute where nn = jersey number of out going player
Opp	Opponent	Pts	Points scored

Timing and Results provided by TISSOT



Match No: 2

### Match Statistics

Match Duration: 2h 12m

СТАТИСТИКА

AUS vs SUI  
2 3

Teams	Sets	1	2	3	4	5	Total
AUS	2	26	22	18	25	10	101
SUI	3	24	25	25	22	15	111
	Playing Time	27m	27m	25m	28m	15m	2h 02m

First Referee:


Second Referee:

### AUS - Australia


Scoring Spike

Limit 15.00%

Rk	No	Name	Spikes	Faults	Shots	Total Attempts	Eff %
1	13	Walker Samuel	18	9	18	45	20.00
2	4	Staples Max	13	8	13	34	14.71
3	17	Douglas-Powell Thomas	8	7	13	28	3.57
	2	Guymmer Jacob	6	2	2	10	
	15	Mcmullin Alexander	2	3	4	9	
	14	Sukochev Grigory	1	-	5	6	
	8	Millers Brad	2	1	1	4	
	3	Morrow Christopher	1	-	1	2	
	10	Bell Benjamin	1	-	-	1	
	1	Graham Beau	-	-	-	-	
	11	Perry Luke	-	-	-	-	
	16	Smith Luke Dwi Putra	-	-	-	-	
<b>Team Totals</b>			52	30	57	139	15.83

Scoring Block



Rk	No	Name	Kill Blocks	Faults	Rebounds	Total Attempts	Avg by Set
1	2	Guymmer Jacob	4	5	2	11	0.80
2	13	Walker Samuel	3	2	9	14	0.60
3	8	Millers Brad	2	1	4	7	0.40
4	10	Bell Benjamin	1	2	6	9	0.20
4	14	Sukochev Grigory	1	4	3	8	0.20
4	4	Staples Max	1	1	3	5	0.20
4	17	Douglas-Powell Thomas	1	1	2	4	0.20
4	3	Morrow Christopher	1	1	1	3	0.20
9	15	Mcmullin Alexander	-	-	2	2	0.00
	1	Graham Beau	-	-	-	-	
	11	Perry Luke	-	-	-	-	
	16	Smith Luke Dwi Putra	-	-	-	-	
<b>Team Totals</b>			14	17	32	63	2.80

Scoring Service


Rk	No	Name	Aces	Faults	Serve Hits	Total Attempts	Avg by Set
1	10	Bell Benjamin	1	1	7	9	0.20
1	15	Mcmullin Alexander	1	1	-	2	0.20
3	13	Walker Samuel	-	2	16	18	0.00
3	2	Guymmer Jacob	-	3	13	16	0.00
3	17	Douglas-Powell Thomas	-	3	13	16	0.00
3	8	Millers Brad	-	1	12	13	0.00
3	4	Staples Max	-	1	11	12	0.00
3	14	Sukochev Grigory	-	-	11	11	0.00
3	3	Morrow Christopher	-	-	3	3	0.00
3	1	Graham Beau	-	-	1	1	0.00
	11	Perry Luke	-	-	-	-	
	16	Smith Luke Dwi Putra	-	-	-	-	
<b>Team Totals</b>			2	12	87	101	0.40

Team

Opponent Errors & Team Faults	33	1
-------------------------------	----	---

Timing and Results provided by  TISSOT





Match No: 2

### Match Statistics

Match Duration: 2h 12m

СТАТИСТИКА

### AUS vs SUI


2 3

Teams	Sets	1	2	3	4	5	Total
AUS	2	26	22	18	25	10	101
SUI	3	24	25	25	22	15	111
	Playing Time	27m	27m	25m	28m	15m	2h 02m


First Referee:

Second Referee:

### AUS - Australia

Non-Scoring Dig


Rk	No	Name	Digs	Faults	Receptions	Total Attempts	Avg by Set
1	4	Staples Max	2	9	6	17	0.40
1	11	Perry Luke	2	1	13	16	0.40
3	2	Guymer Jacob	1	3	4	8	0.20
4	13	Walker Samuel	-	10	10	20	0.00
4	14	Sukochev Grigory	-	8	11	19	0.00
4	17	Douglas-Powell Thomas	-	4	6	10	0.00
4	10	Bell Benjamin	-	2	3	5	0.00
4	8	Millers Brad	-	1	2	3	0.00
4	15	Mcmullin Alexander	-	-	2	2	0.00
4	3	Morrow Christopher	-	1	-	1	0.00
	1	Graham Beau	-	-	-	-	-
	16	Smith Luke Dwi Putra	-	-	-	-	-
<b>Team Totals</b>			5	39	57	101	1.00

Non-Scoring Set


Rk	No	Name	Running Sets	Faults	Still Sets	Total Attempts	Avg by Set
1	14	Sukochev Grigory	25	-	42	67	5.00
2	10	Bell Benjamin	16	-	19	35	3.20
3	11	Perry Luke	5	-	7	12	1.00
4	2	Guymer Jacob	3	-	2	5	0.60
5	17	Douglas-Powell Thomas	1	-	5	6	0.20
6	13	Walker Samuel	-	-	4	4	0.00
6	4	Staples Max	-	-	2	2	0.00
6	1	Graham Beau	-	-	1	1	0.00
	3	Morrow Christopher	-	-	-	-	-
	8	Millers Brad	-	-	-	-	-
	15	Mcmullin Alexander	-	-	-	-	-
	16	Smith Luke Dwi Putra	-	-	-	-	-
<b>Team Totals</b>			50		82	132	10.00

Non-Scoring Reception

<b>Limit</b> 25.00%

Rk	No	Name	Excellents	Faults	Serve Receptions	Total Attempts	Succ %
1	11	Perry Luke	10	2	14	26	38.46
2	17	Douglas-Powell Thomas	12	2	19	33	36.36
	4	Staples Max	4	2	14	20	
	15	Mcmullin Alexander	-	1	3	4	
	13	Walker Samuel	-	-	1	1	
	8	Millers Brad	-	1	-	1	
	14	Sukochev Grigory	-	1	-	1	
	1	Graham Beau	-	-	-	-	
	2	Guymer Jacob	-	-	-	-	
	3	Morrow Christopher	-	-	-	-	
	10	Bell Benjamin	-	-	-	-	
	16	Smith Luke Dwi Putra	-	-	-	-	
<b>Team Totals</b>			26	9	51	86	30.23



Match No: 2

### Match Statistics

Match Duration: 2h 12m

СТАТИСТИКА

### AUS vs SUI

Teams	Sets	1	2	3	4	5	Total
AUS	2	26	22	18	25	10	101
SUI	3	24	25	25	22	15	111
	Playing Time	27m	27m	25m	28m	15m	2h 02m

First Referee:


Second Referee:

### SUI - Switzerland


Scoring Spike

Limit
15.00%

Rk	No	Name	Spikes	Faults	Shots	Total Attempts	Eff %
1	11	Bruehwiler Roman	13	3	9	25	40.00
2	16	Brander Fabian	13	5	11	29	27.59
3	1	Steigmeier Sebastien	18	10	27	55	14.55
	4	Walzer Marc	4	2	7	13	
	12	Haenggi Christoph	6	2	5	13	
	3	Giger Reto	3	1	3	7	
	18	Chandon Yohan	-	-	3	3	
	17	Ehrat Samuel	-	1	-	1	
	5	Wetzel Elias	-	-	-	-	
	7	Baldy-Moulinier Nicolas Christoph	-	-	-	-	
	14	Carrel Julien	-	-	-	-	
	15	Vautier Joris	-	-	-	-	
<b>Team Totals</b>			57	24	65	146	22.60

Scoring Block



Rk	No	Name	Kill Blocks	Faults	Rebounds	Total Attempts	Avg by Set
1	12	Haenggi Christoph	6	7	7	20	1.20
2	11	Bruehwiler Roman	4	1	1	6	0.80
3	4	Walzer Marc	3	3	6	12	0.60
4	3	Giger Reto	2	2	-	4	0.40
5	1	Steigmeier Sebastien	1	5	7	13	0.20
6	17	Ehrat Samuel	-	2	2	4	0.00
6	16	Brander Fabian	-	2	-	2	0.00
6	14	Carrel Julien	-	1	-	1	0.00
	5	Wetzel Elias	-	-	-	-	
	7	Baldy-Moulinier Nicolas Christoph	-	-	-	-	
	15	Vautier Joris	-	-	-	-	
	18	Chandon Yohan	-	-	-	-	
<b>Team Totals</b>			16	23	23	62	3.20

Scoring Service


Rk	No	Name	Aces	Faults	Serve Hits	Total Attempts	Avg by Set
1	1	Steigmeier Sebastien	4	3	11	18	0.80
2	16	Brander Fabian	2	2	18	22	0.40
2	4	Walzer Marc	2	3	13	18	0.40
4	3	Giger Reto	1	4	7	12	0.20
5	11	Bruehwiler Roman	-	4	10	14	0.00
5	12	Haenggi Christoph	-	1	8	9	0.00
5	18	Chandon Yohan	-	1	6	7	0.00
5	17	Ehrat Samuel	-	-	5	5	0.00
5	14	Carrel Julien	-	1	3	4	0.00
5	7	Baldy-Moulinier Nicolas Christoph	-	-	2	2	0.00
	5	Wetzel Elias	-	-	-	-	
	15	Vautier Joris	-	-	-	-	
<b>Team Totals</b>			9	19	83	111	1.80

Team

Opponent Errors & Team Faults	29
-------------------------------	----

Timing and Results provided by  TISSOT





Match No: 2

### Match Statistics

СТАТИСТИКА

Match Duration: 2h 12m


AUS vs SUI  
2 3

Teams	Sets	1	2	3	4	5	Total
AUS	2	26	22	18	25	10	101
SUI	3	24	25	25	22	15	111
	Playing Time	27m	27m	25m	28m	15m	2h 02m


First Referee:

Second Referee:

### SUI - Switzerland

Non-Scoring Dig


Rk	No	Name	Digs	Faults	Receptions	Total Attempts	Avg by Set
1	15	Vautier Joris	4	7	11	22	0.80
2	16	Brander Fabian	1	5	8	14	0.20
2	1	Steigmeier Sebastien	1	3	9	13	0.20
2	18	Chandon Yohan	1	2	2	5	0.20
5	11	Bruehwiler Roman	-	5	8	13	0.00
5	3	Giger Reto	-	-	4	4	0.00
5	4	Walzer Marc	-	2	2	4	0.00
5	12	Haenggi Christoph	-	2	2	4	0.00
5	14	Carrel Julien	-	2	2	4	0.00
5	17	Ehrat Samuel	-	1	-	1	0.00
	5	Wetzel Elias	-	-	-	-	-
	7	Baldy-Moulinier Nicolas Christoph	-	-	-	-	-
<b>Team Totals</b>			7	29	48	84	1.40

Non-Scoring Set


Rk	No	Name	Running Sets	Faults	Still Sets	Total Attempts	Avg by Set
1	3	Giger Reto	31	1	43	75	6.20
2	14	Carrel Julien	11	-	23	34	2.20
3	15	Vautier Joris	4	-	7	11	0.80
4	11	Bruehwiler Roman	2	-	2	4	0.40
5	1	Steigmeier Sebastien	1	-	1	2	0.20
5	17	Ehrat Samuel	1	-	-	1	0.20
7	16	Brander Fabian	-	1	5	6	0.00
7	12	Haenggi Christoph	-	-	1	1	0.00
	4	Walzer Marc	-	-	-	-	-
	5	Wetzel Elias	-	-	-	-	-
	7	Baldy-Moulinier Nicolas Christoph	-	-	-	-	-
	18	Chandon Yohan	-	-	-	-	-
<b>Team Totals</b>			50	2	82	134	10.00

Non-Scoring Reception

<b>Limit</b> 25.00%

Rk	No	Name	Excellents	Faults	Serve Receptions	Total Attempts	Succ %
1	16	Brander Fabian	12	1	36	49	24.49
	11	Bruehwiler Roman	5	2	13	20	
	15	Vautier Joris	3	-	10	13	
	18	Chandon Yohan	1	-	4	5	
	4	Walzer Marc	-	-	2	2	
	17	Ehrat Samuel	1	-	-	1	
	1	Steigmeier Sebastien	-	-	-	-	
	3	Giger Reto	-	-	-	-	
	5	Wetzel Elias	-	-	-	-	
	7	Baldy-Moulinier Nicolas Christoph	-	-	-	-	
	12	Haenggi Christoph	-	-	-	-	
	14	Carrel Julien	-	-	-	-	
<b>Team Totals</b>			22	3	65	90	24.44

LEGEND Avg Average Eff% Efficiency Rk Rank Succ% Success %

Timing and Results provided by  TISSOT



Match No: 3

### Start List

Стартовый список

## BRA vs MAC


### BRA - Brazil

No.	C/L	Name	Shirt Name	Height m / ft in	Weight kg / lbs	Highest Reach		Date of Birth	Tournament Totals				
						Spike cm	Block cm		Spike	Block	Serve	Total	%
1		Jeronymo Fabiano		1.84/6'0"	76/168	328	317	11 JUN 1986					
2		Soares Igor		1.87/6'2"	79/174	355	335	26 AUG 1990					
3		Cruvinel Renato		1.82/6'0"	75/165	310	295	16 NOV 1990					
4		Silva Hugo		1.97/6'6"	87/192	342	328	4 JUL 1990					
5		Silva Petrus		2.03/6'8"	96/212	345	330	5 MAY 1987					
6		Peres Victor		1.90/6'3"	85/187	327	315	23 APR 1988					
7	C	Lima Lucas		2.00/6'7"	91/201	348	338	18 AUG 1989					
8		Silva Vivalde		2.00/6'7"	95/209	350	325	18 NOV 1990					
9		Pinheiro Leonardo		2.10/6'11"	103/227	360	335	9 FEB 1986					
10		Silva Alisson		2.08/6'10"	98/216	342	330	19 OCT 1987					
11	L	Moraes Gian		1.70/5'7"	72/159	290	285	30 NOV 1988					
12		Cirquera Pablo		1.92/6'4"	93/205	340	325	2 DEC 1988					
<b>Head Coach</b>		MARTINS Paulo			<b>Assistant Coach</b>		LUSTOSA Luiz Eduardo						

### MAC - Macau

No.	C/L	Name	Shirt Name	Height m / ft in	Weight kg / lbs	Highest Reach		Date of Birth	Tournament Totals				
						Spike cm	Block cm		Spike	Block	Serve	Total	%
3		Chan Weng lo	CHAN W I	1.87/6'2"	72/159	310	310	16 AUG 1987					
4		Wong Wai Hei	WONG W H	1.72/5'8"	65/143	300	290	14 JUN 1994					
5	C	Kan Chou Pui	KAN C P	1.76/5'9"	70/154	305	300	1 OCT 1987					
6		Lam Man Tek	LAM M T	1.73/5'8"	71/157	300	295	23 JUL 1987					
7		Choi Wai Kit	CHOI W K	1.89/6'2"	82/181	320	310	13 MAY 1987					
9		Leong Kuan Kin	LEONG K K	1.77/5'10"	65/143	300	300	13 JUN 1989					
11		leong I Kit	IEONG I K	1.83/6'0"	98/216	305	298	2 SEP 1987					
12		Lam Lok Hang	LAM L H	1.91/6'3"	82/181	330	310	20 MAR 1991					
13	L	Chiang Sio Man	CHIANG S M	1.63/5'4"	59/130	270	300	22 JUL 1989					
14		Leong On Tek	LEONG O T	1.85/6'1"	83/183	300	298	8 JAN 1990					
17		Wong Chon Hang	WONG C H	1.73/5'8"	70/154	260	260	21 AUG 1991					
18	L	Chan Ka Hei	CHAN K H	1.80/5'11"	78/172	330	305	7 DEC 1988					
<b>Head Coach</b>		NG Wai Keong			<b>Assistant Coach</b>		CHAN Man Kan						

LEGEND	
%	Percent of total team scoring
C	Team Captain
L	Libero Player

Timing and Results provided by  TISSOT



Match No: 3

**Match Results**  
Результат / Отчет о матче

Match Duration: 1h 15m  
Attendance: 350

**MAC vs BRA**  
0 3

Teams	Sets	1	2	3	Total
MAC	0	10	11	16	37
BRA	3	25	25	25	75
<b>Playing Time</b>		24m	21m	24m	1h 09m

First Referee:

Second Referee:

<b>MAC - Macau</b>								
No	C/L	Name	1	2	3	4	5	Pts
3		Chan Weng lo	1	6	6			6
4		Wong Wai Hei	6	5	5			3
5	C	Kan Chou Pui	3	2	2			4
6		Lam Man Tek			5			
7		Choi Wai Kit	17	17	17			2
9		Leong Kuan Kin						
11		leong I Kit	5	4	4			1
12		Lam Lok Hang	4	3	3			4
13	L	Chiang Sio Man						
14		Leong On Tek						
17		Wong Chon Hang	2	1	1			1
18	L	Chan Ka Hei	L	L	L			
<b>Head Coach</b>		NG Wai Keong						
<b>Assistant Coach</b>		CHAN Man Kan						

<b>BRA - Brazil</b>								
No	C/L	Name	1	2	3	4	5	Pts
1		Jeronymo Fabiano	3	1	9			1
2		Soares Igor			6			5
3		Cruvinel Renato		1	2			
4		Silva Hugo		12	3			3
5		Silva Petrus			4			2
6		Peres Victor	5	5				7
7	C	Lima Lucas	6	6	1			9
8		Silva Vivalde	4		3			3
9		Pinheiro Leonardo		4	5			8
10		Silva Alisson		3	5			8
11	L	Moraes Gian	L	L	L			
12		Cirquera Pablo	2	2				8
<b>Head Coach</b>		MARTINS Paulo						
<b>Assistant Coach</b>		LUSTOSA Luiz Eduardo						

**TEAM AND PLAYER PERFORMANCES**

Won	Total Atts	No Name	Scoring Skills	Won	Total Atts	No Name
20	65	<b>Total Team</b>	<b>Spike</b>	35	64	<b>Total Team</b>
5	7	3 Chan Weng lo		7	16	9 Pinheiro Leonardo
4	19	12 Lam Lok Hang		5	9	6 Peres Victor
4	12	5 Kan Chou Pui		4	5	10 Silva Alisson
1	27	<b>Total Team</b>	<b>Block</b>	9	28	<b>Total Team</b>
1	8	3 Chan Weng lo		5	11	7 Lima Lucas
				3	5	10 Silva Alisson
	37	<b>Total Team</b>	<b>Serve</b>	1	2	9 Pinheiro Leonardo
				10	72	<b>Total Team</b>
				4	11	12 Cirquera Pablo
16		<b>Total Team</b>	<b>Opp Error</b>	2	8	6 Peres Victor
37	129	<b>Total Team</b>		2	8	2 Soares Igor
				21		<b>Total Team</b>
6	20	3 Chan Weng lo	<b>Total</b>	75	164	<b>Total Team</b>
			<b>Best Scorer</b>	9	24	7 Lima Lucas

<b>LEGEND</b>			
Atts	Attempts	C	Team Captain
L	Libero player	L	Substitute libero
n	Starting line-up where n = starting position on court (i.e. positions 1 to 6)	nn	Substitute where nn = jersey number of out going player
Opp	Opponent	Pts	Points scored

Timing and Results provided by TISSOT



Match No: 3

**Match Statistics**  
статистика

Match Duration: 1h 15m  
Attendance: 350

**MAC vs BRA**  
0 3

Teams	Sets	1	2	3	Total
MAC	0	10	11	16	37
BRA	3	25	25	25	75
<b>Playing Time</b>		24m	21m	24m	1h 09m

First Referee:


Second Referee:

**MAC - Macau**


Scoring Spike

<b>Limit</b>
15.00%

Rk	No	Name	Spikes	Faults	Shots	Total Attempts	Eff %
	5	Kan Chou Pui	4	5	3	12	
	12	Lam Lok Hang	4	6	9	19	
	4	Wong Wai Hei	3	7	6	16	
	3	Chan Weng lo	5	1	1	7	
	7	Choi Wai Kit	2	-	4	6	
	11	leong I Kit	1	2	1	4	
	17	Wong Chon Hang	1	-	-	1	
	6	Lam Man Tek	-	-	-	-	
	9	Leong Kuan Kin	-	-	-	-	
	13	Chiang Sio Man	-	-	-	-	
	14	Leong On Tek	-	-	-	-	
	18	Chan Ka Hei	-	-	-	-	
<b>Team Totals</b>			20	21	24	65	

Scoring Block


Rk	No	Name	Kill Blocks	Faults	Rebounds	Total Attempts	Avg by Set
1	3	Chan Weng lo	1	6	1	8	0.33
2	12	Lam Lok Hang	-	5	2	7	0.00
2	5	Kan Chou Pui	-	2	2	4	0.00
2	11	leong I Kit	-	2	1	3	0.00
2	4	Wong Wai Hei	-	-	2	2	0.00
2	17	Wong Chon Hang	-	-	2	2	0.00
2	7	Choi Wai Kit	-	-	1	1	0.00
	6	Lam Man Tek	-	-	-	-	
	9	Leong Kuan Kin	-	-	-	-	
	13	Chiang Sio Man	-	-	-	-	
	14	Leong On Tek	-	-	-	-	
	18	Chan Ka Hei	-	-	-	-	
<b>Team Totals</b>			1	15	11	27	0.33

Scoring Service


Rk	No	Name	Aces	Faults	Serve Hits	Total Attempts	Avg by Set
1	4	Wong Wai Hei	-	2	6	8	0.00
1	11	leong I Kit	-	-	7	7	0.00
1	5	Kan Chou Pui	-	1	5	6	0.00
1	12	Lam Lok Hang	-	-	5	5	0.00
1	3	Chan Weng lo	-	1	4	5	0.00
1	17	Wong Chon Hang	-	1	2	3	0.00
1	7	Choi Wai Kit	-	-	2	2	0.00
1	6	Lam Man Tek	-	-	1	1	0.00
	9	Leong Kuan Kin	-	-	-	-	
	13	Chiang Sio Man	-	-	-	-	
	14	Leong On Tek	-	-	-	-	
	18	Chan Ka Hei	-	-	-	-	
<b>Team Totals</b>				5	32	37	0.00

Team

<b>Opponent Errors &amp; Team Faults</b>	16	3
--	----	---



Match No: 3

**Match Statistics**  
статистика

Match Duration: 1h 15m  
Attendance: 350


**MAC vs BRA**  
0 3

Teams	Sets	1	2	3	Total
MAC	0	10	11	16	37
BRA	3	25	25	25	75
Playing Time		24m	21m	24m	1h 09m

First Referee:

Second Referee:

**MAC - Macau**

Non-Scoring Dig


Rk	No	Name	Digs	Faults	Receptions	Total Attempts	Avg by Set
1	4	Wong Wai Hei	1	5	4	10	0.33
1	5	Kan Chou Pui	1	2	1	4	0.33
3	11	leong I Kit	-	3	6	9	0.00
3	12	Lam Lok Hang	-	5	2	7	0.00
3	18	Chan Ka Hei	-	3	1	4	0.00
3	17	Wong Chon Hang	-	2	1	3	0.00
3	7	Choi Wai Kit	-	1	1	2	0.00
3	3	Chan Weng lo	-	1	-	1	0.00
	6	Lam Man Tek	-	-	-	-	-
	9	Leong Kuan Kin	-	-	-	-	-
	13	Chiang Sio Man	-	-	-	-	-
	14	Leong On Tek	-	-	-	-	-
<b>Team Totals</b>			2	22	16	40	0.67

Non-Scoring Set


Rk	No	Name	Running Sets	Faults	Still Sets	Total Attempts	Avg by Set
1	17	Wong Chon Hang	9	-	21	30	3.00
2	7	Choi Wai Kit	3	-	8	11	1.00
2	11	leong I Kit	3	-	7	10	1.00
4	5	Kan Chou Pui	-	1	3	4	0.00
4	3	Chan Weng lo	-	-	2	2	0.00
4	4	Wong Wai Hei	-	-	1	1	0.00
	6	Lam Man Tek	-	-	-	-	-
	9	Leong Kuan Kin	-	-	-	-	-
	12	Lam Lok Hang	-	-	-	-	-
	13	Chiang Sio Man	-	-	-	-	-
	14	Leong On Tek	-	-	-	-	-
	18	Chan Ka Hei	-	-	-	-	-
<b>Team Totals</b>			15	1	42	58	5.00

Non-Scoring Reception

<b>Limit</b> 25.00%

Rk	No	Name	Excellents	Faults	Serve Receptions	Total Attempts	Succ %
1	4	Wong Wai Hei	7	3	13	23	30.43
2	5	Kan Chou Pui	2	2	11	15	13.33
	11	leong I Kit	1	2	5	8	
	12	Lam Lok Hang	-	1	5	6	
	18	Chan Ka Hei	-	1	4	5	
	3	Chan Weng lo	-	-	-	-	
	6	Lam Man Tek	-	-	-	-	
	7	Choi Wai Kit	-	-	-	-	
	9	Leong Kuan Kin	-	-	-	-	
	13	Chiang Sio Man	-	-	-	-	
	14	Leong On Tek	-	-	-	-	
	17	Wong Chon Hang	-	-	-	-	
<b>Team Totals</b>			10	9	38	57	17.54



Match No: 3

Match Statistics  
статистика

Match Duration: 1h 15m  
Attendance: 350

MAC vs BRA  
0 3

Teams	Sets	1	2	3	Total
MAC	0	10	11	16	37
BRA	3	25	25	25	75
Playing Time		24m	21m	24m	1h 09m

First Referee:


Second Referee:

BRA - Brazil


Scoring Spike

Limit 15.00%

Rk	No	Name	Spikes	Faults	Shots	Total Attempts	Eff %
1	9	Pinheiro Leonardo	7	1	8	16	37.50
	6	Peres Victor	5	1	3	9	
	2	Soares Igor	3	2	3	8	
	8	Silva Vivalde	3	-	3	6	
	4	Silva Hugo	3	-	2	5	
	10	Silva Alisson	4	-	1	5	
	12	Cirquera Pablo	4	-	1	5	
	7	Lima Lucas	3	1	1	5	
	5	Silva Petrus	2	1	1	4	
	1	Jeronymo Fabiano	1	-	-	1	
	3	Cruvinel Renato	-	-	-	-	
	11	Moraes Gian	-	-	-	-	
Team Totals			35	6	23	64	45.31

Scoring Block



Rk	No	Name	Kill Blocks	Faults	Rebounds	Total Attempts	Avg by Set
1	7	Lima Lucas	5	2	4	11	1.67
2	10	Silva Alisson	3	-	2	5	1.00
3	9	Pinheiro Leonardo	1	1	-	2	0.33
4	12	Cirquera Pablo	-	1	2	3	0.00
4	4	Silva Hugo	-	1	1	2	0.00
4	5	Silva Petrus	-	1	1	2	0.00
4	3	Cruvinel Renato	-	1	-	1	0.00
4	6	Peres Victor	-	1	-	1	0.00
4	8	Silva Vivalde	-	1	-	1	0.00
	1	Jeronymo Fabiano	-	-	-	-	
	2	Soares Igor	-	-	-	-	
	11	Moraes Gian	-	-	-	-	
Team Totals			9	9	10	28	3.00

Scoring Service


Rk	No	Name	Aces	Faults	Serve Hits	Total Attempts	Avg by Set
1	12	Cirquera Pablo	4	1	6	11	1.33
2	6	Peres Victor	2	-	6	8	0.67
2	2	Soares Igor	2	1	5	8	0.67
4	10	Silva Alisson	1	1	10	12	0.33
4	7	Lima Lucas	1	1	6	8	0.33
6	4	Silva Hugo	-	1	10	11	0.00
6	1	Jeronymo Fabiano	-	2	3	5	0.00
6	9	Pinheiro Leonardo	-	2	1	3	0.00
6	3	Cruvinel Renato	-	-	2	2	0.00
6	8	Silva Vivalde	-	-	2	2	0.00
6	5	Silva Petrus	-	1	1	2	0.00
	11	Moraes Gian	-	-	-	-	
Team Totals			10	10	52	72	3.33

Team

Opponent Errors & Team Faults	21	1
-------------------------------	----	---

Timing and Results provided by  TISSOT





Match No: 3

Match Statistics  
статистика

Match Duration: 1h 15m  
Attendance: 350


MAC vs BRA  
0 3

Teams	Sets	1	2	3	Total
MAC	0	10	11	16	37
BRA	3	25	25	25	75
Playing Time		24m	21m	24m	1h 09m


First Referee:

Second Referee:

BRA - Brazil

Non-Scoring Dig


Rk	No	Name	Digs	Faults	Receptions	Total Attempts	Avg by Set
1	11	Moraes Gian	3	6	7	16	1.00
2	6	Peres Victor	2	-	2	4	0.67
3	4	Silva Hugo	-	-	6	6	0.00
3	7	Lima Lucas	-	1	3	4	0.00
3	10	Silva Alisson	-	1	2	3	0.00
3	3	Cruvinel Renato	-	-	2	2	0.00
3	12	Cirquera Pablo	-	1	1	2	0.00
3	1	Jeronymo Fabiano	-	-	1	1	0.00
3	2	Soares Igor	-	-	1	1	0.00
3	5	Silva Petrus	-	-	1	1	0.00
3	8	Silva Vivalde	-	1	-	1	0.00
3	9	Pinheiro Leonardo	-	1	-	1	0.00
<b>Team Totals</b>			5	11	26	42	1.67

Non-Scoring Set



Rk	No	Name	Running Sets	Faults	Still Sets	Total Attempts	Avg by Set
1	1	Jeronymo Fabiano	21	-	13	34	7.00
2	3	Cruvinel Renato	11	-	11	22	3.67
3	11	Moraes Gian	-	-	5	5	0.00
3	9	Pinheiro Leonardo	-	-	1	1	0.00
	2	Soares Igor	-	-	-	-	
	4	Silva Hugo	-	-	-	-	
	5	Silva Petrus	-	-	-	-	
	6	Peres Victor	-	-	-	-	
	7	Lima Lucas	-	-	-	-	
	8	Silva Vivalde	-	-	-	-	
	10	Silva Alisson	-	-	-	-	
	12	Cirquera Pablo	-	-	-	-	
<b>Team Totals</b>			32		30	62	10.67

Non-Scoring Reception

<b>Limit</b> 25.00%

Rk	No	Name	Excellents	Faults	Serve Receptions	Total Attempts	Succ %
1	11	Moraes Gian	9	-	9	18	50.00
	4	Silva Hugo	-	1	6	7	
	6	Peres Victor	3	-	-	3	
	2	Soares Igor	-	-	2	2	
	1	Jeronymo Fabiano	1	-	-	1	
	10	Silva Alisson	-	-	1	1	
	12	Cirquera Pablo	-	-	1	1	
	3	Cruvinel Renato	-	-	-	-	
	5	Silva Petrus	-	-	-	-	
	7	Lima Lucas	-	-	-	-	
	8	Silva Vivalde	-	-	-	-	
	9	Pinheiro Leonardo	-	-	-	-	
<b>Team Totals</b>			13	1	19	33	39.39

Avg	Eff%	Rk	Succ%
Average	Efficiency	Rank	Success %

Timing and Results provided by  TISSOT



Match No: 8

### Start List

Стартовый список

## POL vs CHN

First Referee: Bakunovich Yury (BLR)


### POL - Poland

No.	C/L	Name	Shirt Name	Height m / ft in	Weight kg / lbs	Highest Reach		Date of Birth	Tournament Totals					
						Spike cm	Block cm		Spike	Block	Serve	Total	%	
2		Popik Kacper	POPIK	1.91/6'3"	83/183	330	320	19 OCT 1992						
3	C	Lomacz Grzegorz	LOMACZ	1.87/6'2"	92/203	339	320	1 OCT 1987						
4		Wlodarczyk Wojciech	WLODARCZYK	2.00/6'7"	91/201	350	320	28 OCT 1990						
5		Klos Karol	KLOS	2.00/6'7"	85/187	365	338	8 AUG 1989						
7		Hebda Milosz	HEBDA	2.07/6'9"	94/207	350	328	11 MAR 1991						
10		ZALINSKI Wosciech	ZALINSKI	2.07/6'9"	98/216	350	330	19 FEB 1990						
11		Zajder Maciej	ZAJDER	2.02/6'8"	100/220	345	325	31 JAN 1988						
12		Bociek Grzegorz	BOCIEK	2.06/6'9"	114/251	363	340	6 JUN 1991						
13		Wierzbowski Krzysztof	WIERZBOWSKI	1.97/6'6"	95/209	340	315	18 JUL 1988						
15		Ferens Wojciech	FERENS	1.94/6'4"	95/209	350	320	5 APR 1991						
16		Hain Piotr	HAIN	2.07/6'9"	100/220	354	330	26 FEB 1991						
18	L	Wojtaszek Damian	WOJTASZEK	1.80/5'11"	80/176	320	310	7 SEP 1988						
<b>Head Coach</b>			PANAS Radoslaw			<b>Assistant Coach</b>			KWAPISIEWICZ Dominik					

### CHN - China

No.	C/L	Name	Shirt Name	Height m / ft in	Weight kg / lbs	Highest Reach		Date of Birth	Tournament Totals					
						Spike cm	Block cm		Spike	Block	Serve	Total	%	
1		Tang Pishengyu		1.90/6'3"	85/187	340	320	13 APR 1995						
2		Li Chenhao		1.94/6'4"	83/183	310	300	19 APR 1993						
3		Lin Bo		1.99/6'6"	100/220	350	330	4 JUL 1988						
4		Cao Hailun		1.94/6'4"	88/194	320	310	4 MAY 1993						
5		Wang Yang		1.95/6'5"	85/187	335	320	28 FEB 1993						
8	C	Sun Yubo		1.97/6'6"	110/243	330	320	3 MAR 1990						
9		Wang Xi		1.87/6'2"	87/192	330	320	11 JAN 1990						
10		Sun Gongping		1.87/6'2"	85/187	330	320	12 JUL 1991						
11		Yuan Huilong		1.98/6'6"	85/187	350	330	26 OCT 1993						
12		Kang Long		1.93/6'4"	98/216	325	315	15 MAY 1988						
18	L	Xu Xin		1.88/6'2"	80/176	320	310	10 OCT 1992						
<b>Head Coach</b>			CHEN Xingbiao			<b>Assistant Coach</b>			ZHANG Jinwen					

LEGEND	
%	Percent of total team scoring
C	Team Captain
L	Libero Player

Timing and Results provided by  TISSOT



Match No: 8

### Match Results

Результат / Отчет о матче

Match Duration: 1h 05m  
Attendance: 350

**POL vs CHN**  
3 0

Teams	Sets	1	2	3	Total
POL	3	25	25	25	75
CHN	0	19	13	10	42
	Playing Time	21m	19m	19m	59m

First Referee: Bakunovich Yury (BLR)

Second Referee:

POL - Poland								
No	C/L	Name	1	2	3	4	5	Pts
2		Popik Kacper			3			
3	C	Lomacz Grzegorz	6	6	6			1
4		Wlodarczyk Wojciech	4	4	4			12
5		Klos Karol	2	2	2			13
7		Hebda Milosz	3	13	1			4
10		ZALINSKI Wosciech	12	12	3			5
11		Zajder Maciej	5	5	5			9
12		Bociek Grzegorz	3	3				5
13		Wierzbowski Krzysztof	1	1				4
15		Ferens Wojciech						
16		Hain Piotr						
18	L	Wojtaszek Damian	L	L	L			

CHN - China								
No	C/L	Name	1	2	3	4	5	Pts
1		Tang Pishengyu	4	5	1			4
2		Li Chenhao	1	2	5			7
3		Lin Bo	2	3				2
4		Cao Hailun	3	4	3			5
5		Wang Yang		1	4			2
8	C	Sun Yubo	6	1	6			1
9		Wang Xi		2	1			1
10		Sun Gongping			4			
11		Yuan Huilong	5	6	5			5
12		Kang Long			2			
18	L	Xu Xin	L	L	L			

### TEAM AND PLAYER PERFORMANCES

Won	Total Atts	No	Name
<b>38</b>	<b>66</b>	<b>Total Team</b>	
10	17	4	Wlodarczyk Wojciech
6	9	11	Zajder Maciej
5	5	10	ZALINSKI Wosciech
<b>8</b>	<b>39</b>	<b>Total Team</b>	
4	12	5	Klos Karol
3	15	11	Zajder Maciej
1	6	4	Wlodarczyk Wojciech
<b>7</b>	<b>74</b>	<b>Total Team</b>	
5	24	5	Klos Karol
1	11	3	Lomacz Grzegorz
1	6	4	Wlodarczyk Wojciech
<b>22</b>		<b>Total Team</b>	
<b>75</b>	<b>179</b>	<b>Total Team</b>	
<b>13</b>	<b>40</b>	5	Klos Karol

Scoring Skills
<b>Spike</b>
<b>Block</b>
<b>Serve</b>
<b>Opp Error</b>
<b>Total</b>
<b>Best Scorer</b>

Won	Total Atts	No	Name
<b>21</b>	<b>75</b>	<b>Total Team</b>	
5	23	4	Cao Hailun
5	13	2	Li Chenhao
4	9	1	Tang Pishengyu
<b>4</b>	<b>42</b>	<b>Total Team</b>	
2	12	11	Yuan Huilong
1	6	2	Li Chenhao
1	7	3	Lin Bo
<b>2</b>	<b>42</b>	<b>Total Team</b>	
1	9	11	Yuan Huilong
1	8	2	Li Chenhao
<b>15</b>		<b>Total Team</b>	
<b>42</b>	<b>159</b>	<b>Total Team</b>	
<b>7</b>	<b>27</b>	2	Li Chenhao

#### LEGEND

Atts Attempts  
L Libero player  
n Starting line-up where n = starting position on court (i.e. positions 1 to 6)  
Opp Opponent

C Team Captain  
L Substitute libero  
nn Substitute where nn = jersey number of out going player  
Pts Points scored

Timing and Results provided by  TISSOT



SAT 6 JUL 2013  
13:00  
14:05

Match No: 8

### Match Statistics

статистика

Match Duration: 1h 05m  
Attendance: 350

**POL vs CHN**  
3 0

Teams	Sets	1	2	3	Total
<b>POL</b>	<b>3</b>	25	25	25	75
<b>CHN</b>	<b>0</b>	19	13	10	42
<b>Playing Time</b>		21m	19m	19m	59m

First Referee: Bakunovich Yury (BLR)


Second Referee:

### POL - Poland


Scoring Spike

<b>Limit</b>
<b>15.00%</b>

Rk	No	Name	Spikes	Faults	Shots	Total Attempts	Eff %
1	4	Wlodarczyk Wojciech	10	4	3	17	35.29
2	12	Bociek Grzegorz	5	3	5	13	15.38
	7	Hebda Milosz	4	1	4	9	
	11	Zajder Maciej	6	2	1	9	
	13	Wierzbowski Krzysztof	4	-	2	6	
	10	ZALINSKI Wosciech	5	-	-	5	
	5	Klos Karol	4	-	-	4	
	3	Lomacz Grzegorz	-	-	2	2	
	2	Popik Kacper	-	-	1	1	
	15	Ferens Wojciech	-	-	-	-	
	16	Hain Piotr	-	-	-	-	
	18	Wojtaszek Damian	-	-	-	-	
<b>Team Totals</b>			<b>38</b>	<b>10</b>	<b>18</b>	<b>66</b>	<b>42.42</b>

Scoring Block


Rk	No	Name	Kill Blocks	Faults	Rebounds	Total Attempts	Avg by Set
1	5	Klos Karol	4	5	3	12	1.33
2	11	Zajder Maciej	3	2	10	15	1.00
3	4	Wlodarczyk Wojciech	1	-	5	6	0.33
4	3	Lomacz Grzegorz	-	3	-	3	0.00
4	7	Hebda Milosz	-	2	-	2	0.00
4	10	ZALINSKI Wosciech	-	1	-	1	0.00
	2	Popik Kacper	-	-	-	-	
	12	Bociek Grzegorz	-	-	-	-	
	13	Wierzbowski Krzysztof	-	-	-	-	
	15	Ferens Wojciech	-	-	-	-	
	16	Hain Piotr	-	-	-	-	
	18	Wojtaszek Damian	-	-	-	-	
<b>Team Totals</b>			<b>8</b>	<b>13</b>	<b>18</b>	<b>39</b>	<b>2.67</b>

Scoring Service


Rk	No	Name	Aces	Faults	Serve Hits	Total Attempts	Avg by Set
1	5	Klos Karol	5	1	18	24	1.67
2	3	Lomacz Grzegorz	1	-	10	11	0.33
2	4	Wlodarczyk Wojciech	1	3	2	6	0.33
4	7	Hebda Milosz	-	-	10	10	0.00
4	12	Bociek Grzegorz	-	1	7	8	0.00
4	11	Zajder Maciej	-	1	6	7	0.00
4	10	ZALINSKI Wosciech	-	1	3	4	0.00
4	13	Wierzbowski Krzysztof	-	1	2	3	0.00
4	2	Popik Kacper	-	-	1	1	0.00
	15	Ferens Wojciech	-	-	-	-	
	16	Hain Piotr	-	-	-	-	
	18	Wojtaszek Damian	-	-	-	-	
<b>Team Totals</b>			<b>7</b>	<b>8</b>	<b>59</b>	<b>74</b>	<b>2.33</b>

Team

Opponent Errors & Team Faults	22	1
-------------------------------	----	---

Timing and Results provided by  TISSOT



SAT 6 JUL 2013  
13:00  
14:05

Match No: 8

### Match Statistics

статистика

Match Duration: 1h 05m  
Attendance: 350


**POL vs CHN**  
3 0

Teams	Sets	1	2	3	Total
<b>POL</b>	<b>3</b>	25	25	25	75
<b>CHN</b>	<b>0</b>	19	13	10	42
<b>Playing Time</b>		21m	19m	19m	59m

First Referee: Bakunovich Yury (BLR)

Second Referee:

### POL - Poland

Non-Scoring Dig


Rk	No	Name	Digs	Faults	Receptions	Total Attempts	Avg by Set
1	18	Wojtaszek Damian	2	2	9	13	0.67
2	5	Klos Karol	1	-	6	7	0.33
2	12	Bociek Grzegorz	1	1	1	3	0.33
4	4	Wlodarczyk Wojciech	-	2	6	8	0.00
4	13	Wierzbowski Krzysztof	-	2	2	4	0.00
4	3	Lomacz Grzegorz	-	2	1	3	0.00
4	7	Hebda Milosz	-	2	1	3	0.00
4	10	ZALINSKI Wosciech	-	-	2	2	0.00
4	2	Popik Kacper	-	-	1	1	0.00
	11	Zajder Maciej	-	-	-	-	
	15	Ferens Wojciech	-	-	-	-	
	16	Hain Piotr	-	-	-	-	
<b>Team Totals</b>			4	11	29	44	1.33


Non-Scoring Set


Rk	No	Name	Running Sets	Faults	Still Sets	Total Attempts	Avg by Set
1	3	Lomacz Grzegorz	29	-	16	45	9.67
2	2	Popik Kacper	2	-	1	3	0.67
2	13	Wierzbowski Krzysztof	2	-	1	3	0.67
4	18	Wojtaszek Damian	-	-	3	3	0.00
4	4	Wlodarczyk Wojciech	-	-	1	1	0.00
4	5	Klos Karol	-	-	1	1	0.00
	7	Hebda Milosz	-	-	-	-	
	10	ZALINSKI Wosciech	-	-	-	-	
	11	Zajder Maciej	-	-	-	-	
	12	Bociek Grzegorz	-	-	-	-	
	15	Ferens Wojciech	-	-	-	-	
	16	Hain Piotr	-	-	-	-	
<b>Team Totals</b>			33		23	56	11.00

Non-Scoring Reception

<b>Limit</b> 25.00%

Rk	No	Name	Excellents	Faults	Serve Receptions	Total Attempts	Succ %
1	4	Wlodarczyk Wojciech	5	-	5	10	50.00
2	18	Wojtaszek Damian	5	-	6	11	45.45
	13	Wierzbowski Krzysztof	-	2	5	7	
	7	Hebda Milosz	2	-	-	2	
	2	Popik Kacper	-	-	-	-	
	3	Lomacz Grzegorz	-	-	-	-	
	5	Klos Karol	-	-	-	-	
	10	ZALINSKI Wosciech	-	-	-	-	
	11	Zajder Maciej	-	-	-	-	
	12	Bociek Grzegorz	-	-	-	-	
	15	Ferens Wojciech	-	-	-	-	
	16	Hain Piotr	-	-	-	-	
<b>Team Totals</b>			12	2	16	30	40.00

Timing and Results provided by  TISSOT



SAT 6 JUL 2013  
13:00  
14:05

Match No: 8

**Match Statistics**  
статистика

Match Duration: 1h 05m  
Attendance: 350

**POL vs CHN**  
3 0

Teams	Sets	1	2	3	Total
POL	3	25	25	25	75
CHN	0	19	13	10	42
	Playing Time	21m	19m	19m	59m

First Referee: Bakunovich Yury (BLR)


Second Referee:

**CHN - China**


Scoring Spike

Limit
15.00%

Rk	No	Name	Spikes	Faults	Shots	Total Attempts	Eff %
1	2	Li Chenhao	5	4	4	13	7.69
	4	Cao Hailun	5	5	13	23	
	1	Tang Pishengyu	4	-	5	9	
	11	Yuan Huilong	2	1	6	9	
	9	Wang Xi	1	1	5	7	
	5	Wang Yang	2	1	3	6	
	8	Sun Yubo	1	-	2	3	
	3	Lin Bo	1	1	1	3	
	12	Kang Long	-	1	1	2	
	10	Sun Gongping	-	-	-	-	
	18	Xu Xin	-	-	-	-	
<b>Team Totals</b>			21	14	40	75	9.33

Scoring Block


Rk	No	Name	Kill Blocks	Faults	Rebounds	Total Attempts	Avg by Set
1	11	Yuan Huilong	2	5	5	12	0.67
2	3	Lin Bo	1	5	1	7	0.33
2	2	Li Chenhao	1	4	1	6	0.33
4	8	Sun Yubo	-	6	2	8	0.00
4	4	Cao Hailun	-	2	2	4	0.00
4	9	Wang Xi	-	1	1	2	0.00
4	1	Tang Pishengyu	-	-	1	1	0.00
4	5	Wang Yang	-	1	-	1	0.00
4	12	Kang Long	-	1	-	1	0.00
	10	Sun Gongping	-	-	-	-	
	18	Xu Xin	-	-	-	-	
<b>Team Totals</b>			4	25	13	42	1.33

Scoring Service


Rk	No	Name	Aces	Faults	Serve Hits	Total Attempts	Avg by Set
1	11	Yuan Huilong	1	-	8	9	0.33
1	2	Li Chenhao	1	3	4	8	0.33
3	1	Tang Pishengyu	-	1	4	5	0.00
3	4	Cao Hailun	-	1	4	5	0.00
3	3	Lin Bo	-	2	3	5	0.00
3	8	Sun Yubo	-	2	3	5	0.00
3	12	Kang Long	-	1	1	2	0.00
3	10	Sun Gongping	-	-	1	1	0.00
3	5	Wang Yang	-	1	-	1	0.00
3	9	Wang Xi	-	1	-	1	0.00
	18	Xu Xin	-	-	-	-	
<b>Team Totals</b>			2	12	28	42	0.67

Team
------

Opponent Errors & Team Faults		
	15	3





SAT 6 JUL 2013  
13:00  
14:05

Match No: 8

### Match Statistics

статистика

Match Duration: 1h 05m  
Attendance: 350


POL vs CHN  
3 0

Teams	Sets	1	2	3	Total
POL	3	25	25	25	75
CHN	0	19	13	10	42
	Playing Time	21m	19m	19m	59m


First Referee: Bakunovich Yury (BLR)

Second Referee:

### CHN - China

Non-Scoring Dig


Rk	No	Name	Digs	Faults	Receptions	Total Attempts	Avg by Set
1	18	Xu Xin	-	5	5	10	0.00
1	8	Sun Yubo	-	-	6	6	0.00
1	1	Tang Pishengyu	-	3	2	5	0.00
1	2	Li Chenhao	-	1	3	4	0.00
1	11	Yuan Huilong	-	-	3	3	0.00
1	4	Cao Hailun	-	1	1	2	0.00
1	5	Wang Yang	-	1	1	2	0.00
1	10	Sun Gongping	-	1	1	2	0.00
1	9	Wang Xi	-	-	1	1	0.00
1	3	Lin Bo	-	1	-	1	0.00
1	12	Kang Long	-	1	-	1	0.00
<b>Team Totals</b>				14	23	37	0.00

Non-Scoring Set



Rk	No	Name	Running Sets	Faults	Still Sets	Total Attempts	Avg by Set
1	8	Sun Yubo	16	1	42	59	5.33
2	4	Cao Hailun	2	-	3	5	0.67
3	18	Xu Xin	1	-	3	4	0.33
3	12	Kang Long	1	-	-	1	0.33
5	2	Li Chenhao	-	-	1	1	0.00
5	10	Sun Gongping	-	-	1	1	0.00
5	11	Yuan Huilong	-	-	1	1	0.00
	1	Tang Pishengyu	-	-	-	-	
	3	Lin Bo	-	-	-	-	
	5	Wang Yang	-	-	-	-	
	9	Wang Xi	-	-	-	-	
<b>Team Totals</b>			20	1	51	72	6.67

Non-Scoring Reception

<b>Limit</b>
25.00%

Rk	No	Name	Excellents	Faults	Serve Receptions	Total Attempts	Succ %
1	18	Xu Xin	5	1	4	10	50.00
2	9	Wang Xi	4	1	5	10	40.00
3	1	Tang Pishengyu	3	3	13	19	15.79
4	2	Li Chenhao	2	-	11	13	15.38
	4	Cao Hailun	-	-	4	4	
	5	Wang Yang	1	1	1	3	
	3	Lin Bo	-	-	1	1	
	11	Yuan Huilong	-	1	-	1	
	8	Sun Yubo	-	-	-	-	
	10	Sun Gongping	-	-	-	-	
	12	Kang Long	-	-	-	-	
<b>Team Totals</b>			15	7	39	61	24.59

LEGEND	
Avg	Average
Eff%	Efficiency
Rk	Rank
Succ%	Success %

Timing and Results provided by  TISSOT



Match No: 10

## Start List

Стартовый список

### BRA vs CHN

First Referee: NESTERENKO Kirill (RUS)

Second Referee: BAKUNOVICH Yury (BLR)

#### BRA - Brazil

No.	C/L	Name	Shirt Name	Height m / ft in	Weight kg / lbs	Highest Reach		Date of Birth	Tournament Totals				
						Spike cm	Block cm		Spike	Block	Serve	Total	%
1		JERONYMO Fabiano		1.84/6'0"	76/168	328	317	11 JUN 1986	2			2	1.77
2		SOARES Igor		1.87/6'2"	79/174	355	335	26 AUG 1990	4		2	6	5.31
3		CRUVINEL Renato		1.82/6'0"	75/165	310	295	16 NOV 1990					
4		SILVA Hugo		1.97/6'6"	87/192	342	328	4 JUL 1990	6	1	1	8	7.08
5		SILVA Petrus		2.03/6'8"	96/212	345	330	5 MAY 1987	3		1	4	3.54
6		PERES Victor		1.90/6'3"	85/187	327	315	23 APR 1988	11		3	14	12.39
7	C	LIMA Lucas		2.00/6'7"	91/201	348	338	18 AUG 1989	8	7	1	16	14.16
8		SILVA Vivalde		2.00/6'7"	95/209	350	325	18 NOV 1990	10			10	8.85
9		PINHEIRO Leonardo		2.10/6'11"	103/227	360	335	9 FEB 1986	10	1	3	14	12.39
10		SILVA Alisson		2.08/6'10"	98/216	342	330	19 OCT 1987	9	5	2	16	14.16
11	L	MORAES Gian		1.70/5'7"	72/159	290	285	30 NOV 1988					
12		CIRQUERA Pablo		1.92/6'4"	93/205	340	325	2 DEC 1988	14		9	23	20.35

Head Coach MARTINS Paulo

Assistant Coach LUSTOSA Luiz Eduardo

Results in this Universiade	Phase	Opponent	Sets	Points per Set
	Preliminary	MAC	3 - 0	25-10, 25-11, 25-16

#### CHN - China


No.	C/L	Name	Shirt Name	Height m / ft in	Weight kg / lbs	Highest Reach		Date of Birth	Tournament Totals				
						Spike cm	Block cm		Spike	Block	Serve	Total	%
1		TANG Pishengyu		1.90/6'3"	85/187	340	320	13 APR 1995	8			8	14.04
2		LI Chenhao		1.94/6'4"	83/183	310	300	19 APR 1993	12	2	2	16	28.07
3		LIN Bo		1.99/6'6"	100/220	350	330	4 JUL 1988	3	2		5	8.77
4		CAO Hailun		1.94/6'4"	88/194	320	310	4 MAY 1993	11	2		13	22.81
5		WANG Yang		1.95/6'5"	85/187	335	320	28 FEB 1993	2			2	3.51
8	C	SUN Yubo		1.97/6'6"	110/243	330	320	3 MAR 1990	2	2		4	7.02
9		WANG Xi		1.87/6'2"	87/192	330	320	11 JAN 1990	2			2	3.51
10		SUN Gongping		1.87/6'2"	85/187	330	320	12 JUL 1991					
11		YUAN Huihong		1.98/6'6"	85/187	350	330	26 OCT 1993	4	2	1	7	12.28
12		KANG Long		1.93/6'4"	98/216	325	315	15 MAY 1988					
18	L	XU Xin		1.88/6'2"	80/176	320	310	10 OCT 1992					

Head Coach CHEN Xingbiao

Assistant Coach SUN Guomin

Results in this Universiade	Phase	Opponent	Sets	Points per Set
	Preliminary	POL	0 - 3	19-25, 13-25, 10-25

LEGEND			
%	Percent of total team scoring	C	Team Captain
		L	Libero Player

Timing and Results provided by  TISSOT



Match No: 10

**Match Results**  
 Результат / Отчет о матче

Match Duration: 1h 20m  
 Attendance: 2100

**BRA vs CHN**  
**3 0**

Teams	Sets	1	2	3	Total
BRA	3	25	25	25	75
CHN	0	15	16	18	49
	Playing Time	23m	22m	25m	1h 10m

First Referee: NESTERENKO Kirill (RUS)

Second Referee: BAKUNOVICH Yury (BLR)

BRA - Brazil									
No	C/L	Name	1	2	3	4	5	Pts	
1		JERONYMO Fabiano	8	3	2			1	
2		SOARES Igor			6			1	
3		CRUVINEL Renato	2	1					
4		SILVA Hugo			3			5	
5		SILVA Petrus			4			2	
6		PERES Victor	6	5				7	
7	C	LIMA Lucas	1	6	1			7	
8		SILVA Vivalde	5	4				7	
9		PINHEIRO Leonardo	3		5			6	
10		SILVA Alisson	4	3				8	
11	L	MORAES Gian	L	L	L				
12		CIRQUERA Pablo	3	2				15	
Head Coach		MARTINS Paulo							
Assistant Coach		LUSTOSA Luiz Eduardo							

CHN - China									
No	C/L	Name	1	2	3	4	5	Pts	
1		TANG Pishengyu	5	4	5			4	
2		LI Chenhao	2	1	2			9	
3		LIN Bo	3	2	3			3	
4		CAO Hailun	4	3	4			8	
5		WANG Yang							
8	C	SUN Yubo	1	6	1			3	
9		WANG Xi	1	1	1			1	
10		SUN Gongping			4				
11		YUAN Huilong	6	5	6			2	
12		KANG Long							
18	L	XU Xin	L	L	L				
Head Coach		CHEN Xingbiao							
Assistant Coach		ZHANG Jinwen							

**TEAM AND PLAYER PERFORMANCES**

Won	Total Atts	No Name	Scoring Skills	Won	Total Atts	No Name
42	75	<b>Total Team</b>	Spike	23	61	<b>Total Team</b>
10	15	12 CIRQUERA Pablo		7	13	2 LI Chenhao
7	14	8 SILVA Vivalde		6	16	4 CAO Hailun
6	13	6 PERES Victor	4	14	1 TANG Pishengyu	
5	30	<b>Total Team</b>	Block	6	41	<b>Total Team</b>
2	8	10 SILVA Alisson		2	4	4 CAO Hailun
2	10	7 LIMA Lucas		2	8	8 SUN Yubo
1	1	4 SILVA Hugo	1	8	3 LIN Bo	
12	72	<b>Total Team</b>	Serve	1	52	<b>Total Team</b>
5	16	12 CIRQUERA Pablo		1	8	2 LI Chenhao
3	9	9 PINHEIRO Leonardo				
1	3	4 SILVA Hugo				
16		<b>Total Team</b>	Opp Error	19		<b>Total Team</b>
75	177	<b>Total Team</b>	Total	49	154	<b>Total Team</b>
15	34	12 CIRQUERA Pablo	Best Scorer	9	24	2 LI Chenhao

LEGEND			
Atts	Attempts	C	Team Captain
L	Libero player	L	Substitute libero
n	Starting line-up where n = starting position on court (i.e. positions 1 to 6)	nn	Substitute where nn = jersey number of out going player
Opp	Opponent	Pts	Points scored

Timing and Results provided by TISSOT



SUN 7 JUL 2013  
14:57  
16:17

Match No: 10

### Match Statistics

статистика

Match Duration: 1h 20m  
Attendance: 2100

**BRA vs CHN**  
3 0

Teams	Sets	1	2	3	Total
<b>BRA</b>	<b>3</b>	25	25	25	75
<b>CHN</b>	<b>0</b>	15	16	18	49
<b>Playing Time</b>		23m	22m	25m	1h 10m

First Referee: NESTERENKO Kirill (RUS)


Second Referee: BAKUNOVICH Yury (BLR)

### BRA - Brazil


Scoring Spike

<b>Limit</b>
<b>15.00%</b>

Rk	No	Name	Spikes	Faults	Shots	Total Attempts	Eff %
1	12	CIRQUERA Pablo	10	1	4	15	60.00
2	8	SILVA Vivalde	7	1	6	14	42.86
3	6	PERES Victor	6	3	4	13	23.08
	5	SILVA Petrus	1	2	4	7	
	7	LIMA Lucas	5	2	-	7	
	10	SILVA Alisson	5	2	-	7	
	4	SILVA Hugo	3	1	1	5	
	9	PINHEIRO Leonardo	3	-	-	3	
	2	SOARES Igor	1	1	-	2	
	1	JERONYMO Fabiano	1	-	-	1	
	11	MORAES Gian	-	-	1	1	
	3	CRUVINEL Renato	-	-	-	-	
<b>Team Totals</b>			<b>42</b>	<b>13</b>	<b>20</b>	<b>75</b>	<b>38.67</b>

Scoring Block



Rk	No	Name	Kill Blocks	Faults	Rebounds	Total Attempts	Avg by Set
1	7	LIMA Lucas	2	6	2	10	0.67
1	10	SILVA Alisson	2	2	4	8	0.67
3	4	SILVA Hugo	1	-	-	1	0.33
4	8	SILVA Vivalde	-	3	1	4	0.00
4	12	CIRQUERA Pablo	-	1	2	3	0.00
4	6	PERES Victor	-	2	-	2	0.00
4	1	JERONYMO Fabiano	-	-	1	1	0.00
4	5	SILVA Petrus	-	1	-	1	0.00
	2	SOARES Igor	-	-	-	-	
	3	CRUVINEL Renato	-	-	-	-	
	9	PINHEIRO Leonardo	-	-	-	-	
	11	MORAES Gian	-	-	-	-	
<b>Team Totals</b>			<b>5</b>	<b>15</b>	<b>10</b>	<b>30</b>	<b>1.67</b>

Scoring Service


Rk	No	Name	Aces	Faults	Serve Hits	Total Attempts	Avg by Set
1	12	CIRQUERA Pablo	5	2	9	16	1.67
2	9	PINHEIRO Leonardo	3	1	5	9	1.00
3	10	SILVA Alisson	1	-	11	12	0.33
3	5	SILVA Petrus	1	1	3	5	0.33
3	6	PERES Victor	1	1	2	4	0.33
3	4	SILVA Hugo	1	-	2	3	0.33
7	7	LIMA Lucas	-	-	7	7	0.00
7	3	CRUVINEL Renato	-	1	5	6	0.00
7	1	JERONYMO Fabiano	-	3	1	4	0.00
7	2	SOARES Igor	-	1	2	3	0.00
7	8	SILVA Vivalde	-	1	2	3	0.00
	11	MORAES Gian	-	-	-	-	
<b>Team Totals</b>			<b>12</b>	<b>11</b>	<b>49</b>	<b>72</b>	<b>4.00</b>

Team

<b>Opponent Errors &amp; Team Faults</b>	16
--	----

Timing and Results provided by  TISSOT



SUN 7 JUL 2013  
14:57  
16:17

Match No: 10

### Match Statistics

статистика

Match Duration: 1h 20m  
Attendance: 2100


**BRA vs CHN**  
3 0

Teams	Sets	1	2	3	Total
<b>BRA</b>	<b>3</b>	25	25	25	75
<b>CHN</b>	<b>0</b>	15	16	18	49
<b>Playing Time</b>		23m	22m	25m	1h 10m

First Referee: NESTERENKO Kirill (RUS)

Second Referee: BAKUNOVICH Yury (BLR)

### BRA - Brazil

Non-Scoring Dig


Rk	No	Name	Digs	Faults	Receptions	Total Attempts	Avg by Set
1	12	CIRQUERA Pablo	1	-	8	9	0.33
1	8	SILVA Vivalde	1	1	5	7	0.33
1	7	LIMA Lucas	1	-	1	2	0.33
1	10	SILVA Alisson	1	-	-	1	0.33
5	11	MORAES Gian	-	1	5	6	0.00
5	1	JERONYMO Fabiano	-	2	3	5	0.00
5	3	CRUVINEL Renato	-	-	4	4	0.00
5	4	SILVA Hugo	-	1	2	3	0.00
5	6	PERES Victor	-	1	2	3	0.00
5	2	SOARES Igor	-	1	-	1	0.00
5	9	PINHEIRO Leonardo	-	1	-	1	0.00
	5	SILVA Petrus	-	-	-	-	-
<b>Team Totals</b>			4	8	30	42	1.33

Non-Scoring Set


Rk	No	Name	Running Sets	Faults	Still Sets	Total Attempts	Avg by Set
1	3	CRUVINEL Renato	25	-	15	40	8.33
2	1	JERONYMO Fabiano	11	-	8	19	3.67
3	11	MORAES Gian	1	-	1	2	0.33
4	7	LIMA Lucas	-	-	2	2	0.00
4	8	SILVA Vivalde	-	-	2	2	0.00
4	12	CIRQUERA Pablo	-	-	1	1	0.00
4	10	SILVA Alisson	-	1	-	1	0.00
	2	SOARES Igor	-	-	-	-	-
	4	SILVA Hugo	-	-	-	-	-
	5	SILVA Petrus	-	-	-	-	-
	6	PERES Victor	-	-	-	-	-
	9	PINHEIRO Leonardo	-	-	-	-	-
<b>Team Totals</b>			37	1	29	67	12.33

Non-Scoring Reception

<b>Limit</b> 25.00%

Rk	No	Name	Excellents	Faults	Serve Receptions	Total Attempts	Succ %
1	12	CIRQUERA Pablo	7	-	4	11	63.64
2	11	MORAES Gian	9	1	7	17	52.94
	6	PERES Victor	4	-	2	6	-
	2	SOARES Igor	2	-	3	5	-
	4	SILVA Hugo	2	-	-	2	-
	1	JERONYMO Fabiano	-	-	-	-	-
	3	CRUVINEL Renato	-	-	-	-	-
	5	SILVA Petrus	-	-	-	-	-
	7	LIMA Lucas	-	-	-	-	-
	8	SILVA Vivalde	-	-	-	-	-
	9	PINHEIRO Leonardo	-	-	-	-	-
	10	SILVA Alisson	-	-	-	-	-
<b>Team Totals</b>			24	1	16	41	58.54



SUN 7 JUL 2013  
14:57  
16:17

Match No: 10

Match Statistics  
статистика

Match Duration: 1h 20m  
Attendance: 2100

BRA vs CHN  
3 0

Teams	Sets	1	2	3	Total
BRA	3	25	25	25	75
CHN	0	15	16	18	49
	Playing Time	23m	22m	25m	1h 10m

First Referee: NESTERENKO Kirill (RUS)


Second Referee: BAKUNOVICH Yury (BLR)

CHN - China


Scoring Spike

Limit 15.00%

Rk	No	Name	Spikes	Faults	Shots	Total Attempts	Eff %
1	2	LI Chenhao	7	-	6	13	53.85
2	4	CAO Hailun	6	2	8	16	25.00
	1	TANG Pishengyu	4	4	6	14	
	3	LIN Bo	2	-	3	5	
	8	SUN Yubo	1	1	3	5	
	9	WANG Xi	1	-	3	4	
	11	YUAN Huilong	2	2	-	4	
	5	WANG Yang	-	-	-	-	
	10	SUN Gongping	-	-	-	-	
	12	KANG Long	-	-	-	-	
	18	XU Xin	-	-	-	-	
<b>Team Totals</b>			23	9	29	61	22.95

Scoring Block


Rk	No	Name	Kill Blocks	Faults	Rebounds	Total Attempts	Avg by Set
1	8	SUN Yubo	2	4	2	8	0.67
1	4	CAO Hailun	2	1	1	4	0.67
3	3	LIN Bo	1	3	4	8	0.33
3	2	LI Chenhao	1	2	-	3	0.33
5	11	YUAN Huilong	-	9	3	12	0.00
5	1	TANG Pishengyu	-	4	1	5	0.00
5	9	WANG Xi	-	1	-	1	0.00
	5	WANG Yang	-	-	-	-	
	10	SUN Gongping	-	-	-	-	
	12	KANG Long	-	-	-	-	
	18	XU Xin	-	-	-	-	
<b>Team Totals</b>			6	24	11	41	2.00

Scoring Service


Rk	No	Name	Aces	Faults	Serve Hits	Total Attempts	Avg by Set
1	2	LI Chenhao	1	1	6	8	0.33
2	4	CAO Hailun	-	2	8	10	0.00
2	8	SUN Yubo	-	2	8	10	0.00
2	3	LIN Bo	-	1	7	8	0.00
2	11	YUAN Huilong	-	-	7	7	0.00
2	9	WANG Xi	-	-	5	5	0.00
2	1	TANG Pishengyu	-	2	2	4	0.00
	5	WANG Yang	-	-	-	-	
	10	SUN Gongping	-	-	-	-	
	12	KANG Long	-	-	-	-	
	18	XU Xin	-	-	-	-	
<b>Team Totals</b>			1	8	43	52	0.33

Team
<b>Opponent Errors &amp; Team Faults</b>

19	1
----	---





SUN 7 JUL 2013  
14:57  
16:17

Match No: 10

### Match Statistics

статистика

Match Duration: 1h 20m  
Attendance: 2100


**BRA vs CHN**  
3 0

Teams	Sets	1	2	3	Total
<b>BRA</b>	<b>3</b>	25	25	25	75
<b>CHN</b>	<b>0</b>	15	16	18	49
<b>Playing Time</b>		23m	22m	25m	1h 10m


First Referee: NESTERENKO Kirill (RUS)

Second Referee: BAKUNOVICH Yury (BLR)

### CHN - China

Non-Scoring Dig


Rk	No	Name	Digs	Faults	Receptions	Total Attempts	Avg by Set
1	18	XU Xin	1	2	6	9	0.33
2	2	LI Chenhao	-	5	3	8	0.00
2	8	SUN Yubo	-	1	5	6	0.00
2	4	CAO Hailun	-	4	2	6	0.00
2	3	LIN Bo	-	1	2	3	0.00
2	9	WANG Xi	-	1	1	2	0.00
2	11	YUAN Huilong	-	-	1	1	0.00
2	1	TANG Pishengyu	-	1	-	1	0.00
	5	WANG Yang	-	-	-	-	
	10	SUN Gongping	-	-	-	-	
	12	KANG Long	-	-	-	-	
<b>Team Totals</b>			1	15	20	36	0.33

Non-Scoring Set



Rk	No	Name	Running Sets	Faults	Still Sets	Total Attempts	Avg by Set
1	8	SUN Yubo	18	2	28	48	6.00
2	18	XU Xin	2	-	1	3	0.67
3	3	LIN Bo	1	-	1	2	0.33
4	4	CAO Hailun	-	-	2	2	0.00
4	9	WANG Xi	-	-	1	1	0.00
4	10	SUN Gongping	-	-	1	1	0.00
4	11	YUAN Huilong	-	-	1	1	0.00
4	2	LI Chenhao	-	1	-	1	0.00
	1	TANG Pishengyu	-	-	-	-	
	5	WANG Yang	-	-	-	-	
	12	KANG Long	-	-	-	-	
<b>Team Totals</b>			21	3	35	59	7.00

Non-Scoring Reception

<b>Limit</b> 25.00%

Rk	No	Name	Excellents	Faults	Serve Receptions	Total Attempts	Succ %
1	2	LI Chenhao	7	1	9	17	41.18
2	18	XU Xin	4	4	6	14	28.57
3	1	TANG Pishengyu	4	4	7	15	26.67
4	9	WANG Xi	-	3	8	11	0.00
	8	SUN Yubo	-	-	1	1	
	11	YUAN Huilong	-	-	1	1	
	3	LIN Bo	-	-	-	-	
	4	CAO Hailun	-	-	-	-	
	5	WANG Yang	-	-	-	-	
	10	SUN Gongping	-	-	-	-	
	12	KANG Long	-	-	-	-	
<b>Team Totals</b>			15	12	32	59	25.42

LEGEND	Avg	Eff%	Rk	Succ%
	Average	Efficiency	Rank	Success %

Timing and Results provided by  TISSOT



Match No: 11

### Start List

Стартовый список

## MAC vs AUS

First Referee: Gall Jakub (CZE)

Second Referee: Tubylov Alexander (RUS)

**MAC - Macau** Uniform colour:

No.	C/L	Name	Shirt Name	Height m / ft in	Weight kg / lbs	Highest Reach		Date of Birth	Tournament Totals				
						Spike cm	Block cm		Spike	Block	Serve	Total	%
3		Chan Weng lo	CHAN W I	1.87/6'2"	72/159	310	310	16 AUG 1987	5	1		6	28.57
4		Wong Wai Hei	WONG W H	1.72/5'8"	65/143	300	290	14 JUN 1994	3			3	14.29
5	C	Kan Chou Pui	KAN C P	1.76/5'9"	70/154	305	300	1 OCT 1987	4			4	19.05
6		Lam Man Tek	LAM M T	1.73/5'8"	71/157	300	295	23 JUL 1987					
7		Choi Wai Kit	CHOI W K	1.89/6'2"	82/181	320	310	13 MAY 1987	2			2	9.52
9		Leong Kuan Kin	LEONG K K	1.77/5'10"	65/143	300	300	13 JUN 1989					
11		leong I Kit	IEONG I K	1.83/6'0"	98/216	305	298	2 SEP 1987	1			1	4.76
12		Lam Lok Hang	LAM L H	1.91/6'3"	82/181	330	310	20 MAR 1991	4			4	19.05
13	L	Chiang Sio Man	CHIANG S M	1.63/5'4"	59/130	270	300	22 JUL 1989					
14		Leong On Tek	LEONG O T	1.85/6'1"	83/183	300	298	8 JAN 1990					
17		Wong Chon Hang	WONG C H	1.73/5'8"	70/154	260	260	21 AUG 1991	1			1	4.76
18	L	Chan Ka Hei	CHAN K H	1.80/5'11"	78/172	330	305	7 DEC 1988					

Head Coach NG Wai Keong

Assistant Coach CHAN Man Kan

Results in these  
Universiade

Phase	Opponent	Sets	Points per Set
Preliminary	BRA	0 - 3	10-25, 11-25, 16-25

**AUS - Australia** Uniform colour:

No.	C/L	Name	Shirt Name	Height m / ft in	Weight kg / lbs	Highest Reach		Date of Birth	Tournament Totals				
						Spike cm	Block cm		Spike	Block	Serve	Total	%
1		Graham Beau	GRAHAM	2.01/6'7"	93/205	345	333	17 APR 1994					
2		Guymer Jacob	GUYMER	2.02/6'8"	87/192	351	332	21 JUN 1993	6	4		10	14.71
3		Morrow Christopher	MORROW	1.80/5'11"	69/152	301	280	4 OCT 1993	1	1		2	2.94
4		Staples Max	STAPLES	2.03/6'8"	100/220	350	339	27 JUL 1994	13	1		14	20.59
8		Millers Brad	MILLERS	2.00/6'7"	99/218	350	333	24 MAY 1994	2	2		4	5.88
10		Bell Benjamin	BELL	2.07/6'9"	100/220	350	337	24 FEB 1990	1	1	1	3	4.41
11	L	Perry Luke	PERRY	2.02/6'8"	83/183	353	337	20 NOV 1995					
13		Walker Samuel	WALKER	1.94/6'4"	83/183	358	345	19 FEB 1995	18	3		21	30.88
14	C	Sukochev Grigory	SUKOCHEV	1.96/6'5"	85/187	342	330	18 FEB 1988	1	1		2	2.94
15		Mcmullin Alexander	MCMULLIN	2.00/6'7"	76/168	351	333	1 AUG 1995	2		1	3	4.41
16		Smith Luke Dwi Putra	SMITH	2.01/6'7"	93/205	356	339	30 AUG 1990					
17		Douglas-Powell Thomas	TOM D-P	1.92/6'4"	85/187	356	332	16 SEP 1992	8	1		9	13.24


Head Coach ILOTT Daniel

Assistant Coach ROBERTSON Grant

Results in these  
Universiade

Phase	Opponent	Sets	Points per Set
Preliminary	SUI	2 - 3	26-24, 22-25, 18-25, 25-22, 10-15

LEGEND			
%	Percent of total team scoring	C	Team Captain
L	Libero Player		

Timing and Results provided by  TISSOT



Match No: 11

**Match Results**  
Результат / Отчет о матче

Match Duration: 1h 06m  
Attendance: 777

**MAC vs AUS**  
0 3

Teams	Sets	1	2	3	Total
MAC	0	10	17	15	42
AUS	3	25	25	25	75
<b>Playing Time</b>		17m	22m	19m	58m

First Referee: Gall Jakub (CZE)

Second Referee: Tubylov Alexander (RUS)

<b>MAC - Macau</b>								
No	C/L	Name	1	2	3	4	5	Pts
3		Chan Weng lo	6	6	2			2
4		Wong Wai Hei	5	5	5			1
5	C	Kan Chou Pui	2	2	1			2
6		Lam Man Tek	5					
7		Choi Wai Kit	11	17	6			5
9		Leong Kuan Kin			5			
11		leong I Kit	4	4				1
12		Lam Lok Hang	3	3	4			11
13	L	Chiang Sio Man	L	L	L			
14		Leong On Tek		11	3			2
17		Wong Chon Hang	1	1				1
18	L	Chan Ka Hei	L	L	L			
<b>Head Coach</b>		NG Wai Keong						
<b>Assistant Coach</b>		CHAN Man Kan						

<b>AUS - Australia</b>								
No	C/L	Name	1	2	3	4	5	Pts
1		Graham Beau		13	5			9
2		Guymer Jacob	4	3	4			11
3		Morrow Christopher	1	8	1			7
4		Staples Max		5				
8		Millers Brad		6				
10		Bell Benjamin		14	2			3
11	L	Perry Luke	L	L	L			
13		Walker Samuel	5	4				3
14	C	Sukochev Grigory	2	1				1
15		McMullin Alexander	6	4	6			6
16		Smith Luke Dwi Putra						
17		Douglas-Powell Thomas	3	2	3			14
<b>Head Coach</b>		ILOTT Daniel						
<b>Assistant Coach</b>		ROBERTSON Grant						

**TEAM AND PLAYER PERFORMANCES**

Won	Total Atts	No Name	Scoring Skills	Won	Total Atts	No Name
21	68	<b>Total Team</b>	<b>Spike</b>	38	56	<b>Total Team</b>
10	21	12 Lam Lok Hang		11	16	17 Douglas-Powell Thomas
3	9	7 Choi Wai Kit		7	9	1 Graham Beau
2	4	3 Chan Weng lo		7	9	2 Guymer Jacob
3	21	<b>Total Team</b>	<b>Block</b>	8	37	<b>Total Team</b>
1	1	7 Choi Wai Kit		3	10	2 Guymer Jacob
1	1	11 leong I Kit		3	8	3 Morrow Christopher
1	7	12 Lam Lok Hang		1	3	10 Bell Benjamin
1	44	<b>Total Team</b>	<b>Serve</b>	8	73	<b>Total Team</b>
1	5	7 Choi Wai Kit		2	10	17 Douglas-Powell Thomas
				2	7	1 Graham Beau
				1	18	14 Sukochev Grigory
17		<b>Total Team</b>	<b>Opp Error</b>	21		<b>Total Team</b>
42	133	<b>Total Team</b>		<b>Total</b>	75	166
11	35	12 Lam Lok Hang	<b>Best Scorer</b>	14	36	17 Douglas-Powell Thomas

**LEGEND**

**Atts** Attempts  
**L** Libero player  
**[n]** Starting line-up where n = starting position on court (i.e. positions 1 to 6)  
**Opp** Opponent

**C** Team Captain  
**[L]** Substitute libero  
**[nn]** Substitute where nn = jersey number of out going player  
**Pts** Points scored

Timing and Results provided by **TISSOT**



Match No: 11

### Match Statistics

статистика

Match Duration: 1h 06m  
Attendance: 777

MAC vs AUS  
0 3

Teams	Sets	1	2	3	Total
MAC	0	10	17	15	42
AUS	3	25	25	25	75
	Playing Time	17m	22m	19m	58m

First Referee: Gall Jakub (CZE)


Second Referee: Tubylov Alexander (RUS)

### MAC - Macau


Scoring Spike

Limit 15.00%

Rk	No	Name	Spikes	Faults	Shots	Total Attempts	Eff %
1	12	Lam Lok Hang	10	5	6	21	23.81
	5	Kan Chou Pui	2	8	8	18	
	7	Choi Wai Kit	3	1	5	9	
	14	Leong On Tek	2	1	2	5	
	4	Wong Wai Hei	1	3	1	5	
	3	Chan Weng lo	2	-	2	4	
	11	leong I Kit	-	2	1	3	
	17	Wong Chon Hang	1	1	-	2	
	9	Leong Kuan Kin	-	-	1	1	
	6	Lam Man Tek	-	-	-	-	
	13	Chiang Sio Man	-	-	-	-	
	18	Chan Ka Hei	-	-	-	-	
<b>Team Totals</b>			21	21	26	68	0.00

Scoring Block



Rk	No	Name	Kill Blocks	Faults	Rebounds	Total Attempts	Avg by Set
1	12	Lam Lok Hang	1	3	3	7	0.33
1	7	Choi Wai Kit	1	-	-	1	0.33
1	11	leong I Kit	1	-	-	1	0.33
4	3	Chan Weng lo	-	3	2	5	0.00
4	9	Leong Kuan Kin	-	2	-	2	0.00
4	14	Leong On Tek	-	2	-	2	0.00
4	4	Wong Wai Hei	-	-	1	1	0.00
4	5	Kan Chou Pui	-	1	-	1	0.00
4	17	Wong Chon Hang	-	1	-	1	0.00
	6	Lam Man Tek	-	-	-	-	
	13	Chiang Sio Man	-	-	-	-	
	18	Chan Ka Hei	-	-	-	-	
<b>Team Totals</b>			3	12	6	21	1.00

Scoring Service


Rk	No	Name	Aces	Faults	Serve Hits	Total Attempts	Avg by Set
1	7	Choi Wai Kit	1	-	4	5	0.33
2	3	Chan Weng lo	-	1	7	8	0.00
2	12	Lam Lok Hang	-	1	6	7	0.00
2	17	Wong Chon Hang	-	1	5	6	0.00
2	5	Kan Chou Pui	-	2	3	5	0.00
2	4	Wong Wai Hei	-	-	4	4	0.00
2	11	leong I Kit	-	-	3	3	0.00
2	14	Leong On Tek	-	1	2	3	0.00
2	9	Leong Kuan Kin	-	-	2	2	0.00
2	6	Lam Man Tek	-	1	-	1	0.00
	13	Chiang Sio Man	-	-	-	-	
	18	Chan Ka Hei	-	-	-	-	
<b>Team Totals</b>			1	7	36	44	0.33

Team

Opponent Errors & Team Faults	17
-------------------------------	----

Timing and Results provided by  TISSOT



Match No: 11

### Match Statistics

статистика

Match Duration: 1h 06m  
Attendance: 777


MAC vs AUS  
0 3

Teams	Sets	1	2	3	Total
MAC	0	10	17	15	42
AUS	3	25	25	25	75
	Playing Time	17m	22m	19m	58m

First Referee: Gall Jakub (CZE)

Second Referee: Tubylov Alexander (RUS)

### MAC - Macau

Non-Scoring Dig


Rk	No	Name	Digs	Faults	Receptions	Total Attempts	Avg by Set
1	4	Wong Wai Hei	1	1	3	5	0.33
2	12	Lam Lok Hang	-	7	2	9	0.00
2	5	Kan Chou Pui	-	5	2	7	0.00
2	7	Choi Wai Kit	-	3	3	6	0.00
2	18	Chan Ka Hei	-	3	2	5	0.00
2	14	Leong On Tek	-	4	1	5	0.00
2	17	Wong Chon Hang	-	3	-	3	0.00
2	3	Chan Weng lo	-	1	1	2	0.00
2	9	Leong Kuan Kin	-	-	1	1	0.00
	6	Lam Man Tek	-	-	-	-	
	11	leong I Kit	-	-	-	-	
	13	Chiang Sio Man	-	-	-	-	
<b>Team Totals</b>			1	27	15	43	0.33

Non-Scoring Set


Rk	No	Name	Running Sets	Faults	Still Sets	Total Attempts	Avg by Set
1	17	Wong Chon Hang	9	-	20	29	3.00
2	14	Leong On Tek	6	-	7	13	2.00
3	7	Choi Wai Kit	5	-	9	14	1.67
4	5	Kan Chou Pui	-	-	3	3	0.00
4	11	leong I Kit	-	-	2	2	0.00
4	12	Lam Lok Hang	-	-	2	2	0.00
4	18	Chan Ka Hei	-	-	1	1	0.00
	3	Chan Weng lo	-	-	-	-	
	4	Wong Wai Hei	-	-	-	-	
	6	Lam Man Tek	-	-	-	-	
	9	Leong Kuan Kin	-	-	-	-	
	13	Chiang Sio Man	-	-	-	-	
<b>Team Totals</b>			20		44	64	6.67

Non-Scoring Reception

<b>Limit</b> 25.00%

Rk	No	Name	Excellents	Faults	Serve Receptions	Total Attempts	Succ %
1	5	Kan Chou Pui	3	2	10	15	20.00
	18	Chan Ka Hei	3	2	4	9	
	12	Lam Lok Hang	2	-	6	8	
	11	leong I Kit	2	-	5	7	
	4	Wong Wai Hei	4	1	2	7	
	7	Choi Wai Kit	1	-	5	6	
	13	Chiang Sio Man	1	-	-	1	
	14	Leong On Tek	-	-	1	1	
	3	Chan Weng lo	-	-	-	-	
	6	Lam Man Tek	-	-	-	-	
	9	Leong Kuan Kin	-	-	-	-	
	17	Wong Chon Hang	-	-	-	-	
<b>Team Totals</b>			16	5	33	54	29.63



Match No: 11

### Match Statistics

статистика

Match Duration: 1h 06m  
Attendance: 777

MAC vs AUS  
0 3

Teams	Sets	1	2	3	Total
MAC	0	10	17	15	42
AUS	3	25	25	25	75
Playing Time		17m	22m	19m	58m

First Referee: Gall Jakub (CZE)


Second Referee: Tubylov Alexander (RUS)

### AUS - Australia


Scoring Spike

Limit 15.00%

Rk	No	Name	Spikes	Faults	Shots	Total Attempts	Eff %
1	17	Douglas-Powell Thomas	11	2	3	16	56.25
	15	McMullin Alexander	5	-	4	9	
	1	Graham Beau	7	1	1	9	
	2	Guymer Jacob	7	1	1	9	
	3	Morrow Christopher	4	-	1	5	
	13	Walker Samuel	3	1	1	5	
	10	Bell Benjamin	1	-	-	1	
	11	Perry Luke	-	-	1	1	
	14	Sukochev Grigory	-	-	1	1	
	4	Staples Max	-	-	-	-	
	8	Millers Brad	-	-	-	-	
	16	Smith Luke Dwi Putra	-	-	-	-	
Team Totals			38	5	13	56	58.93

Scoring Block



Rk	No	Name	Kill Blocks	Faults	Rebounds	Total Attempts	Avg by Set
1	2	Guymer Jacob	3	2	5	10	1.00
1	3	Morrow Christopher	3	3	2	8	1.00
3	17	Douglas-Powell Thomas	1	6	3	10	0.33
3	10	Bell Benjamin	1	1	1	3	0.33
5	1	Graham Beau	-	1	2	3	0.00
5	14	Sukochev Grigory	-	1	1	2	0.00
5	13	Walker Samuel	-	-	1	1	0.00
	4	Staples Max	-	-	-	-	
	8	Millers Brad	-	-	-	-	
	11	Perry Luke	-	-	-	-	
	15	McMullin Alexander	-	-	-	-	
	16	Smith Luke Dwi Putra	-	-	-	-	
Team Totals			8	14	15	37	2.67

Scoring Service


Rk	No	Name	Aces	Faults	Serve Hits	Total Attempts	Avg by Set
1	17	Douglas-Powell Thomas	2	3	5	10	0.67
1	1	Graham Beau	2	3	2	7	0.67
3	14	Sukochev Grigory	1	-	17	18	0.33
3	10	Bell Benjamin	1	1	7	9	0.33
3	15	McMullin Alexander	1	1	6	8	0.33
3	2	Guymer Jacob	1	3	3	7	0.33
7	3	Morrow Christopher	-	1	9	10	0.00
7	13	Walker Samuel	-	1	3	4	0.00
	4	Staples Max	-	-	-	-	
	8	Millers Brad	-	-	-	-	
	11	Perry Luke	-	-	-	-	
	16	Smith Luke Dwi Putra	-	-	-	-	
Team Totals			8	13	52	73	2.67

Team

Opponent Errors & Team Faults	21
-------------------------------	----

Timing and Results provided by  TISSOT





Match No: 11

### Match Statistics

статистика

Match Duration: 1h 06m  
Attendance: 777


MAC vs AUS  
0 3


Teams	Sets	1	2	3	Total
MAC	0	10	17	15	42
AUS	3	25	25	25	75
Playing Time		17m	22m	19m	58m


First Referee: Gall Jakub (CZE)

Second Referee: Tubylov Alexander (RUS)


### AUS - Australia

Non-Scoring Dig	Rk	No	Name	Digs	Faults	Receptions	Total Attempts	Avg by Set	
	1	15	McMullin Alexander	2	2	4	8	0.67	
	2	17	Douglas-Powell Thomas	1	-	1	2	0.33	
	3	11	Perry Luke	-	3	8	11	0.00	
	3	13	Walker Samuel	-	-	2	2	0.00	
	3	14	Sukochev Grigory	-	-	2	2	0.00	
	3	10	Bell Benjamin	-	1	1	2	0.00	
	3	1	Graham Beau	-	1	-	1	0.00	
	3	2	Guymer Jacob	-	1	-	1	0.00	
		3	Morrow Christopher	-	-	-	-	-	
		4	Staples Max	-	-	-	-	-	
		8	Millers Brad	-	-	-	-	-	
		16	Smith Luke Dwi Putra	-	-	-	-	-	
	<b>Team Totals</b>				3	8	18	29	1.00

Non-Scoring Set	Rk	No	Name	Running Sets	Faults	Still Sets	Total Attempts	Avg by Set	
	1	10	Bell Benjamin	18	-	5	23	6.00	
	2	14	Sukochev Grigory	14	-	7	21	4.67	
	3	11	Perry Luke	2	-	2	4	0.67	
	4	1	Graham Beau	-	-	1	1	0.00	
	4	17	Douglas-Powell Thomas	-	-	1	1	0.00	
		2	Guymer Jacob	-	-	-	-	-	
		3	Morrow Christopher	-	-	-	-	-	
		4	Staples Max	-	-	-	-	-	
		8	Millers Brad	-	-	-	-	-	
		13	Walker Samuel	-	-	-	-	-	
		15	McMullin Alexander	-	-	-	-	-	
		16	Smith Luke Dwi Putra	-	-	-	-	-	
	<b>Team Totals</b>				34		16	50	11.33

Non-Scoring Reception	Rk	No	Name	Excellent	Faults	Serve Receptions	Total Attempts	Succ %	
	1	11	Perry Luke	11	1	4	16	68.75	
		15	McMullin Alexander	7	-	3	10		
		17	Douglas-Powell Thomas	4	-	5	9		
		1	Graham Beau	-	-	1	1		
		2	Guymer Jacob	-	-	-	-		
		3	Morrow Christopher	-	-	-	-		
		4	Staples Max	-	-	-	-		
		8	Millers Brad	-	-	-	-		
		10	Bell Benjamin	-	-	-	-		
		13	Walker Samuel	-	-	-	-		
		14	Sukochev Grigory	-	-	-	-		
		16	Smith Luke Dwi Putra	-	-	-	-		
	<b>Team Totals</b>				22	1	13	36	61.11

LEGEND	Avg	Eff%	Rk	Succ%
	Average	Efficiency	Rank	Success %

Timing and Results provided by  TISSOT



Match No: 15

## Start List

Стартовый список

## SUI vs POL

First Referee: TIMERMANIS Kaspars (LAT)

Second Referee: MEDVID Mykhaylo (UKR)

### SUI - Switzerland

No.	C/L	Name	Shirt Name	Height m / ft in	Weight kg / lbs	Highest Reach		Date of Birth	Tournament Totals				
						Spike cm	Block cm		Spike	Block	Serve	Total	%
1		STEIGMEIER Sebastien		2.00/6'7"	100/220	358	330	5 JUL 1989	18	1	4	23	28.05
3		GIGER Reto		1.94/6'4"	82/181	340	310	5 AUG 1991	3	2	1	6	7.32
4		WALZER Marc		1.99/6'6"	85/187	340	320	2 MAR 1990	4	3	2	9	10.98
5		WETZEL Elias		1.95/6'5"	88/194	346	319	12 MAY 1993					
7		BALDY-MOULINIER Nicolas Christoph		1.94/6'4"	89/196	335	315	14 MAR 1989					
11		BRUEHWILER Roman		1.88/6'2"	80/176	340	315	14 AUG 1987	13	4		17	20.73
12		HAENGGI Christoph		1.94/6'4"	80/176	340	315	18 JUL 1993	6	6		12	14.63
14	C	CARREL Julien		1.88/6'2"	72/159	330	310	19 JUL 1988					
15	L	VAUTIER Joris		1.81/5'11"	67/148	315	305	12 JUN 1990					
16		BRANDER Fabian		1.96/6'5"	82/181	345	322	16 APR 1987	13		2	15	18.29
17		EHRAT Samuel		2.00/6'7"	81/179	345	320	20 APR 1992					
18		CHANDON Yohan		1.90/6'3"	81/179	330	305	24 AUG 1988					

Head Coach BETTELLO Dario

Assistant Coach DUFAUX Michel

Results in this Universiade	Phase	Opponent	Sets	Points per Set
	Preliminary	AUS	3 - 2	24-26, 25-22, 25-18, 22-25, 15-10

### POL - Poland


No.	C/L	Name	Shirt Name	Height m / ft in	Weight kg / lbs	Highest Reach		Date of Birth	Tournament Totals				
						Spike cm	Block cm		Spike	Block	Serve	Total	%
2		POPIK Kacper	POPIK	1.91/6'3"	83/183	330	320	19 OCT 1992					
3	C	LOMACZ Grzegorz	LOMACZ	1.87/6'2"	92/203	339	320	1 OCT 1987			1	1	1.89
4		WLODARCZYK Wojciech	WLODARCZYK	2.00/6'7"	91/201	350	320	28 OCT 1990	10	1	1	12	22.64
5		KLOS Karol	KLOS	2.00/6'7"	85/187	365	338	8 AUG 1989	4	4	5	13	24.53
7		HEBDA Milosz	HEBDA	2.07/6'9"	94/207	350	328	11 MAR 1991	4			4	7.55
10		ZALINSKI Wosciech	ZALINSKI	2.07/6'9"	98/216	350	330	19 FEB 1990	5			5	9.43
11		ZAJDER Maciej	ZAJDER	2.02/6'8"	100/220	345	325	31 JAN 1988	6	3		9	16.98
12		BOCIEK Grzegorz	BOCIEK	2.06/6'9"	114/251	363	340	6 JUN 1991	5			5	9.43
13		WIERZBOWSKI Krzysztof	WIERZBOWSKI	1.97/6'6"	95/209	340	315	18 JUL 1988	4			4	7.55
15		FERENS Wojciech	FERENS	1.94/6'4"	95/209	350	320	5 APR 1991					
16		HAIN Piotr	HAIN	2.07/6'9"	100/220	354	330	26 FEB 1991					
18	L	WOJTASZEK Damian	WOJTASZEK	1.80/5'11"	80/176	320	310	7 SEP 1988					

Head Coach PANAS Radoslaw

Assistant Coach KWAPISIEWICZ Dominik

Results in this Universiade	Phase	Opponent	Sets	Points per Set
	Preliminary	CHN	3 - 0	25-19, 25-13, 25-10

LEGEND	
%	Percent of total team scoring
C	Team Captain
L	Libero Player

Timing and Results provided by  TISSOT



Match No: 15

**Match Results**  
Результат / Отчет о матче

Match Duration: 1h 16m  
Attendance: 200

**SUI vs POL**  
0 3

Teams	Sets	1	2	3	Total
SUI	0	17	19	17	53
POL	3	25	25	25	75
<b>Playing Time</b>		22m	23m	25m	1h 10m

First Referee: TIMERMANIS Kaspars (LAT)

Second Referee: MEDVID Mykhaylo (UKR)

SUI - Switzerland								
No	C/L	Name	1	2	3	4	5	Pts
1		STEIGMEIER Sebastien	4	5	3			14
3		GIGER Reto	1	1	1			1
4		WALZER Marc	3	4				
5		WETZEL Elias		14	14			1
7		BALDY-MOULINIER Nicolas Christoph	11					
11		BRUEHWILER Roman	5		18			4
12		HAENGGI Christoph	6	1	5			4
14	C	CARREL Julien	3	2	6			1
15	L	VAUTIER Joris		L	L			
16		BRANDER Fabian	2	3	4			4
17		EHRAT Samuel			2			
18		CHANDON Yohan	12	6	1			2
<b>Head Coach</b>		BETTELLO Dario						
<b>Assistant Coach</b>		DUFAUX Michel						

POL - Poland								
No	C/L	Name	1	2	3	4	5	Pts
2		POPIK Kacper			3			
3	C	LOMACZ Grzegorz	6	6	1			4
4		WLODARCZYK Wojciech	4	4	2			6
5		KLOS Karol	2	2	3			10
7		HEBDA Milosz	13	1	4			5
10		ZALINSKI Wosciech			12			1
11		ZAJDER Maciej	5	5	5			8
12		BOCIEK Grzegorz	3	3	6			14
13		WIERZBOWSKI Krzysztof	1					1
15		FERENS Wojciech			4			2
16		HAIN Piotr						
18	L	WOJTASZEK Damian		L	L	L		
<b>Head Coach</b>		PANAS Radoslaw						
<b>Assistant Coach</b>		KWAPISIEWICZ Dominik						

**TEAM AND PLAYER PERFORMANCES**

Won	Total Atts	No Name	Scoring Skills	Won	Total Atts	No Name
24	73	<b>Total Team</b>		37	69	<b>Total Team</b>
10	28	1 STEIGMEIER Sebastien	Spike	11	17	12 BOCIEK Grzegorz
4	8	12 HAENGGI Christoph		8	12	5 KLOS Karol
4	17	16 BRANDER Fabian		5	11	4 WLODARCZYK Wojciech
2	29	<b>Total Team</b>	Block	10	35	<b>Total Team</b>
1	1	3 GIGER Reto		4	12	11 ZAJDER Maciej
1	6	1 STEIGMEIER Sebastien		2	7	12 BOCIEK Grzegorz
5	55	<b>Total Team</b>	Serve	1	1	7 HEBDA Milosz
3	10	1 STEIGMEIER Sebastien		4	73	<b>Total Team</b>
1	6	14 CARREL Julien		1	12	11 ZAJDER Maciej
1	3	11 BRUEHWILER Roman	1	18	5 KLOS Karol	
22		<b>Total Team</b>	Opp Error	1	18	3 LOMACZ Grzegorz
53	157	<b>Total Team</b>		24		<b>Total Team</b>
14	44	1 STEIGMEIER Sebastien	<b>Total</b>	75	177	<b>Total Team</b>
			<b>Best Scorer</b>	14	31	12 BOCIEK Grzegorz

**LEGEND**

**Atts** Attempts  
**L** Libero player  
**[n]** Starting line-up where n = starting position on court (i.e. positions 1 to 6)  
**Opp** Opponent

**C** Team Captain  
**[L]** Substitute libero  
**[nn]** Substitute where nn = jersey number of out going player  
**Pts** Points scored

Timing and Results provided by **TISSOT**



SUN 7 JUL 2013  
18:00  
19:16

Match No: 15

### Match Statistics

статистика

Match Duration: 1h 16m  
Attendance: 200

SUI vs POL  
0 3

Teams	Sets	1	2	3	Total
SUI	0	17	19	17	53
POL	3	25	25	25	75
Playing Time		22m	23m	25m	1h 10m

First Referee: TIMERMANIS Kaspars (LAT)


Second Referee: MEDVID Mykhaylo (UKR)

### SUI - Switzerland


Scoring Spike

Limit 15.00%

Rk	No	Name	Spikes	Faults	Shots	Total Attempts	Eff %
1	1	STEIGMEIER Sebastien	10	7	11	28	10.71
	16	BRANDER Fabian	4	7	6	17	
	12	HAENGGI Christoph	4	1	3	8	
	18	CHANDON Yohan	2	4	2	8	
	11	BRUEHWILER Roman	3	-	3	6	
	14	CARREL Julien	-	-	3	3	
	5	WETZEL Elias	1	-	-	1	
	4	WALZER Marc	-	1	-	1	
	7	BALDY-MOULINIER Nicolas Christoph	-	1	-	1	
	3	GIGER Reto	-	-	-	-	
	15	VAUTIER Joris	-	-	-	-	
	17	EHRAT Samuel	-	-	-	-	
Team Totals			24	21	28	73	4.11

Scoring Block



Rk	No	Name	Kill Blocks	Faults	Rebounds	Total Attempts	Avg by Set
1	1	STEIGMEIER Sebastien	1	2	3	6	0.33
1	3	GIGER Reto	1	-	-	1	0.33
3	16	BRANDER Fabian	-	4	2	6	0.00
3	4	WALZER Marc	-	3	2	5	0.00
3	12	HAENGGI Christoph	-	2	2	4	0.00
3	17	EHRAT Samuel	-	1	2	3	0.00
3	18	CHANDON Yohan	-	2	1	3	0.00
3	11	BRUEHWILER Roman	-	1	-	1	0.00
	5	WETZEL Elias	-	-	-	-	
	7	BALDY-MOULINIER Nicolas Christoph	-	-	-	-	
	14	CARREL Julien	-	-	-	-	
	15	VAUTIER Joris	-	-	-	-	
Team Totals			2	15	12	29	0.67

Scoring Service


Rk	No	Name	Aces	Faults	Serve Hits	Total Attempts	Avg by Set
1	1	STEIGMEIER Sebastien	3	3	4	10	1.00
2	14	CARREL Julien	1	-	5	6	0.33
2	11	BRUEHWILER Roman	1	1	1	3	0.33
4	16	BRANDER Fabian	-	2	10	12	0.00
4	18	CHANDON Yohan	-	-	6	6	0.00
4	17	EHRAT Samuel	-	1	4	5	0.00
4	12	HAENGGI Christoph	-	2	3	5	0.00
4	4	WALZER Marc	-	1	3	4	0.00
4	5	WETZEL Elias	-	-	2	2	0.00
4	7	BALDY-MOULINIER Nicolas Christoph	-	-	1	1	0.00
4	3	GIGER Reto	-	1	-	1	0.00
	15	VAUTIER Joris	-	-	-	-	
Team Totals			5	11	39	55	1.67

Team

Opponent Errors & Team Faults	22	1
-------------------------------	----	---

Timing and Results provided by  TISSOT



SUN 7 JUL 2013  
18:00  
19:16

Match No: 15

### Match Statistics

статистика

Match Duration: 1h 16m  
Attendance: 200


SUI vs POL  
0 3

Teams	Sets	1	2	3	Total
SUI	0	17	19	17	53
POL	3	25	25	25	75
	Playing Time	22m	23m	25m	1h 10m


First Referee: TIMERMANIS Kaspars (LAT)

Second Referee: MEDVID Mykhaylo (UKR)

### SUI - Switzerland

Non-Scoring Dig


Rk	No	Name	Digs	Faults	Receptions	Total Attempts	Avg by Set
1	15	VAUTIER Joris	2	5	6	13	0.67
2	1	STEIGMEIER Sebastien	-	2	4	6	0.00
2	14	CARREL Julien	-	5	1	6	0.00
2	12	HAENGGI Christoph	-	1	4	5	0.00
2	18	CHANDON Yohan	-	2	3	5	0.00
2	16	BRANDER Fabian	-	3	2	5	0.00
2	11	BRUEHWILER Roman	-	2	1	3	0.00
2	3	GIGER Reto	-	-	2	2	0.00
2	4	WALZER Marc	-	1	-	1	0.00
	5	WETZEL Elias	-	-	-	-	-
	7	BALDY-MOULINIER Nicolas Christoph	-	-	-	-	-
	17	EHRAT Samuel	-	-	-	-	-
<b>Team Totals</b>			2	21	23	46	0.67

Non-Scoring Set


Rk	No	Name	Running Sets	Faults	Still Sets	Total Attempts	Avg by Set
1	14	CARREL Julien	11	1	24	36	3.67
2	3	GIGER Reto	7	-	10	17	2.33
3	15	VAUTIER Joris	2	-	1	3	0.67
4	16	BRANDER Fabian	1	-	1	2	0.33
4	4	WALZER Marc	1	-	-	1	0.33
6	11	BRUEHWILER Roman	-	-	2	2	0.00
6	12	HAENGGI Christoph	-	-	1	1	0.00
6	17	EHRAT Samuel	-	-	1	1	0.00
6	18	CHANDON Yohan	-	-	1	1	0.00
	1	STEIGMEIER Sebastien	-	-	-	-	-
	5	WETZEL Elias	-	-	-	-	-
	7	BALDY-MOULINIER Nicolas Christoph	-	-	-	-	-
<b>Team Totals</b>			22	1	41	64	7.33

Non-Scoring Reception

<b>Limit</b> 25.00%

Rk	No	Name	Excellents	Faults	Serve Receptions	Total Attempts	Succ %
1	16	BRANDER Fabian	5	-	11	16	31.25
	18	CHANDON Yohan	3	-	11	14	
	15	VAUTIER Joris	3	1	8	12	
	11	BRUEHWILER Roman	1	2	6	9	
	7	BALDY-MOULINIER Nicolas Christoph	1	1	1	3	
	1	STEIGMEIER Sebastien	-	-	1	1	
	12	HAENGGI Christoph	-	-	1	1	
	17	EHRAT Samuel	-	-	1	1	
	3	GIGER Reto	-	-	-	-	
	4	WALZER Marc	-	-	-	-	
	5	WETZEL Elias	-	-	-	-	
	14	CARREL Julien	-	-	-	-	
<b>Team Totals</b>			13	4	40	57	22.81

Timing and Results provided by  TISSOT







SUN 7 JUL 2013  
18:00  
19:16

Match No: 15

### Match Statistics

статистика

Match Duration: 1h 16m  
Attendance: 200


SUI vs POL  
0 3

Teams	Sets	1	2	3	Total
SUI	0	17	19	17	53
POL	3	25	25	25	75
	Playing Time	22m	23m	25m	1h 10m


First Referee: TIMERMANIS Kaspars (LAT)

Second Referee: MEDVID Mykhaylo (UKR)

### POL - Poland

Non-Scoring Dig


Rk	No	Name	Digs	Faults	Receptions	Total Attempts	Avg by Set
1	3	LOMACZ Grzegorz	2	2	5	9	0.67
1	18	WOJTASZEK Damian	2	-	3	5	0.67
3	7	HEBDA Milosz	1	3	3	7	0.33
3	10	ZALINSKI Wosciech	1	-	1	2	0.33
3	11	ZAJDER Maciej	1	-	-	1	0.33
6	12	BOCIEK Grzegorz	-	4	4	8	0.00
6	4	WLODARCZYK Wojciech	-	2	4	6	0.00
6	5	KLOS Karol	-	-	3	3	0.00
6	13	WIERZBOWSKI Krzysztof	-	-	1	1	0.00
	2	POPIK Kacper	-	-	-	-	
	15	FERENS Wojciech	-	-	-	-	
	16	HAIN Piotr	-	-	-	-	
<b>Team Totals</b>			7	11	24	42	2.33

Non-Scoring Set


Rk	No	Name	Running Sets	Faults	Still Sets	Total Attempts	Avg by Set
1	3	LOMACZ Grzegorz	25	2	21	48	8.33
2	18	WOJTASZEK Damian	3	-	1	4	1.00
3	12	BOCIEK Grzegorz	2	-	2	4	0.67
4	7	HEBDA Milosz	1	-	-	1	0.33
4	10	ZALINSKI Wosciech	1	-	-	1	0.33
6	5	KLOS Karol	-	-	2	2	0.00
6	11	ZAJDER Maciej	-	1	1	2	0.00
6	4	WLODARCZYK Wojciech	-	-	1	1	0.00
	2	POPIK Kacper	-	-	-	-	
	13	WIERZBOWSKI Krzysztof	-	-	-	-	
	15	FERENS Wojciech	-	-	-	-	
	16	HAIN Piotr	-	-	-	-	
<b>Team Totals</b>			32	3	28	63	10.67

Non-Scoring Reception

<b>Limit</b> 25.00%

Rk	No	Name	Excellents	Faults	Serve Receptions	Total Attempts	Succ %
1	7	HEBDA Milosz	7	1	9	17	41.18
	4	WLODARCZYK Wojciech	4	2	6	12	
	18	WOJTASZEK Damian	7	1	-	8	
	13	WIERZBOWSKI Krzysztof	1	-	4	5	
	2	POPIK Kacper	-	-	-	-	
	3	LOMACZ Grzegorz	-	-	-	-	
	5	KLOS Karol	-	-	-	-	
	10	ZALINSKI Wosciech	-	-	-	-	
	11	ZAJDER Maciej	-	-	-	-	
	12	BOCIEK Grzegorz	-	-	-	-	
	15	FERENS Wojciech	-	-	-	-	
	16	HAIN Piotr	-	-	-	-	
<b>Team Totals</b>			19	4	19	42	45.24

LEGEND Avg Average Eff% Efficiency Rk Rank Succ% Success %

Timing and Results provided by  TISSOT



Match No: 19

## Start List

Стартовый список

### AUS vs BRA

First Referee: OLEJNIK Vladimir (RUS)

Second Referee: GALL Jakub (CZE)

#### AUS - Australia

No.	C/L	Name	Shirt Name	Height m / ft in	Weight kg / lbs	Highest Reach		Date of Birth	Tournament Totals				
						Spike cm	Block cm		Spike	Block	Serve	Total	%
1		GRAHAM Beau	GRAHAM	2.01/6'7"	93/205	345	333	17 APR 1994	7		2	9	7.38
2		GUYMER Jacob	GUYMER	2.02/6'8"	87/192	351	332	21 JUN 1993	13	7	1	21	17.21
3		MORROW Christopher	MORROW	1.80/5'11"	69/152	301	280	4 OCT 1993	5	4		9	7.38
4		STAPLES Max	STAPLES	2.03/6'8"	100/220	350	339	27 JUL 1994	13	1		14	11.48
8		MILLERS Brad	MILLERS	2.00/6'7"	99/218	350	333	24 MAY 1994	2	2		4	3.28
10		BELL Benjamin	BELL	2.07/6'9"	100/220	350	337	24 FEB 1990	2	2	2	6	4.92
11	L	PERRY Luke	PERRY	2.02/6'8"	83/183	353	337	20 NOV 1995					
13		WALKER Samuel	WALKER	1.94/6'4"	83/183	358	345	19 FEB 1995	21	3		24	19.67
14	C	SUKOCHEV Grigory	SUKOCHEV	1.96/6'5"	85/187	342	330	18 FEB 1988	1	1	1	3	2.46
15		McMullin Alexander	MCMULLIN	2.00/6'7"	76/168	351	333	1 AUG 1995	7		2	9	7.38
16		SMITH Luke Dwi Putra	SMITH	2.01/6'7"	93/205	356	339	30 AUG 1990					
17		DOUGLAS-POWELL Thomas	TOM D-P	1.92/6'4"	85/187	356	332	16 SEP 1992	19	2	2	23	18.85

Head Coach ILOTT Daniel

Assistant Coach ROBERTSON Grant

Results in this  
Universiade

Phase	Opponent	Sets	Points per Set
Preliminary	SUI	2 - 3	26-24, 22-25, 18-25, 25-22, 10-15
Preliminary	MAC	3 - 0	25-10, 25-17, 25-15

#### BRA - Brazil

No.	C/L	Name	Shirt Name	Height m / ft in	Weight kg / lbs	Highest Reach		Date of Birth	Tournament Totals				
						Spike cm	Block cm		Spike	Block	Serve	Total	%
1		JERONYMO Fabiano		1.84/6'0"	76/168	328	317	11 JUN 1986	2			2	1.77
2		SOARES Igor		1.87/6'2"	79/174	355	335	26 AUG 1990	4		2	6	5.31
3		CRUVINEL Renato		1.82/6'0"	75/165	310	295	16 NOV 1990					
4		SILVA Hugo		1.97/6'6"	87/192	342	328	4 JUL 1990	6	1	1	8	7.08
5		SILVA Petrus		2.03/6'8"	96/212	345	330	5 MAY 1987	3		1	4	3.54
6		PERES Victor		1.90/6'3"	85/187	327	315	23 APR 1988	11		3	14	12.39
7	C	LIMA Lucas		2.00/6'7"	91/201	348	338	18 AUG 1989	8	7	1	16	14.16
8		SILVA Vivalde		2.00/6'7"	95/209	350	325	18 NOV 1990	10			10	8.85
9		PINHEIRO Leonardo		2.10/6'11"	103/227	360	335	9 FEB 1986	10	1	3	14	12.39
10		SILVA Alisson		2.08/6'10"	98/216	342	330	19 OCT 1987	9	5	2	16	14.16
11	L	MORAES Gian		1.70/5'7"	72/159	290	285	30 NOV 1988					
12		CIRQUERA Pablo		1.92/6'4"	93/205	340	325	2 DEC 1988	14		9	23	20.35


Head Coach MARTINS Paulo

Assistant Coach LUSTOSA Luiz Eduardo

Results in this  
Universiade

Phase	Opponent	Sets	Points per Set
Preliminary	MAC	3 - 0	25-10, 25-11, 25-16
Preliminary	CHN	3 - 0	25-15, 25-16, 25-18

LEGEND			
%	Percent of total team scoring	C	Team Captain
L	Libero Player		

Timing and Results provided by  TISSOT



MON 8 JUL 2013  
 12:59  
 14:59

Match No: 19

**Match Results**  
 Результат / Отчет о матче

Match Duration: 2h 00m  
 Attendance: 750

**AUS vs BRA**  
 1 3

Teams	Sets	1	2	3	4	Total
AUS	1	17	26	28	13	84
BRA	3	25	28	26	25	104
	Playing Time	24m	31m	32m	23m	1h 50m

First Referee: OLEJNIK Vladimir (RUS)

Second Referee: GALL Jakub (CZE)

AUS - Australia								
No	C/L	Name	1	2	3	4	5	Pts
1		GRAHAM Beau	3	2	2	3		8
2		GUYMER Jacob	5	5	5	6		11
3		MORROW Christopher	2					
4		STAPLES Max	4	4	4	5		9
8		MILLERS Brad				1		
10		BELL Benjamin	14	6	6	1		2
11	L	PERRY Luke	L	L	L	L		
13		WALKER Samuel	3	3	3	4		17
14	C	SUKOCHEV Grigory	6			10		3
15		McMullin Alexander		17		4		
16		SMITH Luke Dwi Putra						
17		DOUGLAS-POWELL Thomas	1	1	1	2		3
Head Coach		ILOTT Daniel						
Assistant Coach		ROBERTSON Grant						

BRA - Brazil								
No	C/L	Name	1	2	3	4	5	Pts
1		JERONYMO Fabiano	1	2	1	2		3
2		SOARES Igor						
3		CRUVINEL Renato		8	8			1
4		SILVA Hugo			12			4
5		SILVA Petrus	3	4	3	4		16
6		PERES Victor	5	6	5	6		16
7	C	LIMA Lucas			6	1		7
8		SILVA Vivalde	4	5	4	5		13
9		PINHEIRO Leonardo		1	1			1
10		SILVA Alisson	6	1				2
11	L	MORAES Gian	L	L	L	L		
12		CIRQUERA Pablo	2	3	2	3		17
Head Coach		MARTINS Paulo						
Assistant Coach		LUSTOSA Luiz Eduardo						

**TEAM AND PLAYER PERFORMANCES**

Won	Total Atts	No Name	Scoring Skills	Won	Total Atts	No Name
39	122	Total Team	Spike	61	124	Total Team
15	38	13 WALKER Samuel		16	35	12 CIRQUERA Pablo
7	10	1 GRAHAM Beau		14	30	6 PERES Victor
7	30	4 STAPLES Max	Block	10	24	8 SILVA Vivalde
11	71	Total Team		13	69	Total Team
4	15	2 GUYMER Jacob		6	22	5 SILVA Petrus
2	8	13 WALKER Samuel	Serve	3	5	7 LIMA Lucas
2	11	4 STAPLES Max		1	11	1 JERONYMO Fabiano
3	85	Total Team		6	103	Total Team
2	21	2 GUYMER Jacob	2	13	8 SILVA Vivalde	
1	4	14 SUKOCHEV Grigory	1	24	6 PERES Victor	
			1	16	5 SILVA Petrus	
31		Total Team	Opp Error	24		Total Team
84	278	Total Team	Total	104	296	Total Team
17	60	13 WALKER Samuel	Best Scorer	17	51	12 CIRQUERA Pablo
104 km/h		1 GRAHAM Beau	Fastest Serve	110 km/h		12 CIRQUERA Pablo

LEGEND			
Atts	Attempts	C	Team Captain
L	Libero player	L	Substitute libero
n	Starting line-up where n = starting position on court (i.e. positions 1 to 6)	nn	Substitute where nn = jersey number of out going player
Opp	Opponent	Pts	Points scored

Timing and Results provided by TISSOT



MON 8 JUL 2013  
12:59  
14:59

Match No: 19

### Match Statistics

статистика

Match Duration: 2h 00m  
Attendance: 750

### AUS vs BRA

1 3

Teams	Sets	1	2	3	4	Total
AUS	1	17	26	28	13	84
BRA	3	25	28	26	25	104
Playing Time		24m	31m	32m	22m	1h 49m

First Referee: OLEJNIK Vladimir (RUS)


Second Referee: GALL Jakub (CZE)

### AUS - Australia


Scoring Spike

Limit 15.00%

Rk	No	Name	Spikes	Faults	Shots	Total Attempts	Eff %
1	13	WALKER Samuel	15	2	21	38	34.21
2	4	STAPLES Max	7	6	17	30	3.33
	17	DOUGLAS-POWELL Thomas	3	6	9	18	
	2	GUYMER Jacob	5	4	5	14	
	1	GRAHAM Beau	7	-	3	10	
	10	BELL Benjamin	1	-	4	5	
	15	McMullin Alexander	-	1	3	4	
	14	SUKOCHEV Grigory	1	-	1	2	
	3	MORROW Christopher	-	1	-	1	
	8	MILLERS Brad	-	-	-	-	
	11	PERRY Luke	-	-	-	-	
	16	SMITH Luke Dwi Putra	-	-	-	-	
Team Totals			39	20	63	122	15.57

Scoring Block



Rk	No	Name	Kill Blocks	Faults	Rebounds	Total Attempts	Avg by Set
1	2	GUYMER Jacob	4	9	2	15	1.00
2	4	STAPLES Max	2	7	2	11	0.50
2	13	WALKER Samuel	2	3	3	8	0.50
4	1	GRAHAM Beau	1	7	3	11	0.25
4	10	BELL Benjamin	1	5	4	10	0.25
4	14	SUKOCHEV Grigory	1	1	3	5	0.25
7	17	DOUGLAS-POWELL Thomas	-	4	1	5	0.00
7	15	McMullin Alexander	-	2	1	3	0.00
7	8	MILLERS Brad	-	1	1	2	0.00
7	3	MORROW Christopher	-	1	-	1	0.00
	11	PERRY Luke	-	-	-	-	
	16	SMITH Luke Dwi Putra	-	-	-	-	
Team Totals			11	40	20	71	2.75

Scoring Service


Rk	No	Name	Aces	Faults	Serve Hits	Total Attempts	Avg by Set
1	2	GUYMER Jacob	2	1	18	21	0.50
2	14	SUKOCHEV Grigory	1	-	3	4	0.25
3	13	WALKER Samuel	-	-	14	14	0.00
3	17	DOUGLAS-POWELL Thomas	-	5	6	11	0.00
3	10	BELL Benjamin	-	1	9	10	0.00
3	4	STAPLES Max	-	2	8	10	0.00
3	1	GRAHAM Beau	-	3	6	9	0.00
3	3	MORROW Christopher	-	-	3	3	0.00
3	15	McMullin Alexander	-	-	2	2	0.00
3	8	MILLERS Brad	-	-	1	1	0.00
	11	PERRY Luke	-	-	-	-	
	16	SMITH Luke Dwi Putra	-	-	-	-	
Team Totals			3	12	70	85	0.75

Team

Opponent Errors & Team Faults	31	1

Timing and Results provided by  TISSOT



MON 8 JUL 2013  
12:59  
14:59

Match No: 19

### Match Statistics

статистика

Match Duration: 2h 00m  
Attendance: 750

### AUS vs BRA


1 3

Teams	Sets	1	2	3	4	Total
AUS	1	17	26	28	13	84
BRA	3	25	28	26	25	104
Playing Time		24m	31m	32m	22m	1h 49m

First Referee: OLEJNIK Vladimir (RUS)

Second Referee: GALL Jakub (CZE)

### AUS - Australia

Non-Scoring Dig


Rk	No	Name	Digs	Faults	Receptions	Total Attempts	Avg by Set
1	11	PERRY Luke	6	3	17	26	1.50
2	13	WALKER Samuel	1	4	4	9	0.25
2	17	DOUGLAS-POWELL Thomas	1	3	3	7	0.25
2	2	GUYMER Jacob	1	1	1	3	0.25
2	1	GRAHAM Beau	1	-	-	1	0.25
6	4	STAPLES Max	-	6	6	12	0.00
6	10	BELL Benjamin	-	1	5	6	0.00
6	14	SUKOCHEV Grigory	-	2	2	4	0.00
6	15	McMullin Alexander	-	-	3	3	0.00
	3	MORROW Christopher	-	-	-	-	-
	8	MILLERS Brad	-	-	-	-	-
	16	SMITH Luke Dwi Putra	-	-	-	-	-
<b>Team Totals</b>			10	20	41	71	2.50


Non-Scoring Set


Rk	No	Name	Running Sets	Faults	Still Sets	Total Attempts	Avg by Set
1	10	BELL Benjamin	24	-	32	56	6.00
2	14	SUKOCHEV Grigory	8	-	30	38	2.00
3	4	STAPLES Max	2	1	2	5	0.50
4	1	GRAHAM Beau	1	-	4	5	0.25
5	11	PERRY Luke	-	-	3	3	0.00
5	13	WALKER Samuel	-	-	3	3	0.00
5	15	McMullin Alexander	-	-	1	1	0.00
5	2	GUYMER Jacob	-	1	-	1	0.00
5	17	DOUGLAS-POWELL Thomas	-	1	-	1	0.00
	3	MORROW Christopher	-	-	-	-	-
	8	MILLERS Brad	-	-	-	-	-
	16	SMITH Luke Dwi Putra	-	-	-	-	-
<b>Team Totals</b>			35	3	75	113	8.75

Non-Scoring Reception

<b>Limit</b> 25.00%

Rk	No	Name	Excellents	Faults	Serve Receptions	Total Attempts	Succ %
1	17	DOUGLAS-POWELL Thomas	31	2	14	47	65.96
2	4	STAPLES Max	4	3	15	22	18.18
	11	PERRY Luke	10	1	1	12	
	15	McMullin Alexander	1	1	2	4	
	13	WALKER Samuel	-	-	1	1	
	1	GRAHAM Beau	-	-	-	-	
	2	GUYMER Jacob	-	-	-	-	
	3	MORROW Christopher	-	-	-	-	
	8	MILLERS Brad	-	-	-	-	
	10	BELL Benjamin	-	-	-	-	
	14	SUKOCHEV Grigory	-	-	-	-	
	16	SMITH Luke Dwi Putra	-	-	-	-	
<b>Team Totals</b>			46	7	33	86	53.49

Timing and Results provided by  TISSOT





Match No: 19

### Match Statistics

статистика

Match Duration: 2h 00m  
Attendance: 750

### AUS vs BRA

1 3

Teams	Sets	1	2	3	4	Total
AUS	1	17	26	28	13	84
BRA	3	25	28	26	25	104
Playing Time		24m	31m	32m	22m	1h 49m

First Referee: OLEJNIK Vladimir (RUS)


Second Referee: GALL Jakub (CZE)

### BRA - Brazil


Scoring Spike

Limit 15.00%

Rk	No	Name	Spikes	Faults	Shots	Total Attempts	Eff %
1	12	CIRQUERA Pablo	16	5	14	35	31.43
2	6	PERES Victor	14	6	10	30	26.67
3	8	SILVA Vivalde	10	5	9	24	20.83
	5	SILVA Petrus	9	-	2	11	
	10	SILVA Alisson	2	3	3	8	
	7	LIMA Lucas	4	2	-	6	
	1	JERONYMO Fabiano	2	1	1	4	
	4	SILVA Hugo	3	1	-	4	
	9	PINHEIRO Leonardo	1	1	-	2	
	2	SOARES Igor	-	-	-	-	
	3	CRUVINEL Renato	-	-	-	-	
	11	MORAES Gian	-	-	-	-	
Team Totals			61	24	39	124	29.84

Scoring Block



Rk	No	Name	Kill Blocks	Faults	Rebounds	Total Attempts	Avg by Set
1	5	SILVA Petrus	6	9	7	22	1.50
2	7	LIMA Lucas	3	1	1	5	0.75
3	1	JERONYMO Fabiano	1	4	6	11	0.25
3	8	SILVA Vivalde	1	4	4	9	0.25
3	6	PERES Victor	1	3	3	7	0.25
3	4	SILVA Hugo	1	1	-	2	0.25
7	10	SILVA Alisson	-	3	4	7	0.00
7	12	CIRQUERA Pablo	-	-	5	5	0.00
7	9	PINHEIRO Leonardo	-	1	-	1	0.00
	2	SOARES Igor	-	-	-	-	
	3	CRUVINEL Renato	-	-	-	-	
	11	MORAES Gian	-	-	-	-	
Team Totals			13	26	30	69	3.25

Scoring Service


Rk	No	Name	Aces	Faults	Serve Hits	Total Attempts	Avg by Set
1	8	SILVA Vivalde	2	1	10	13	0.50
2	6	PERES Victor	1	2	21	24	0.25
2	5	SILVA Petrus	1	4	11	16	0.25
2	12	CIRQUERA Pablo	1	3	7	11	0.25
2	3	CRUVINEL Renato	1	2	2	5	0.25
6	1	JERONYMO Fabiano	-	1	19	20	0.00
6	10	SILVA Alisson	-	-	7	7	0.00
6	7	LIMA Lucas	-	-	4	4	0.00
6	4	SILVA Hugo	-	-	3	3	0.00
	2	SOARES Igor	-	-	-	-	
	9	PINHEIRO Leonardo	-	-	-	-	
	11	MORAES Gian	-	-	-	-	
Team Totals			6	13	84	103	1.50

Team

Opponent Errors & Team Faults	24
-------------------------------	----

Timing and Results provided by  TISSOT





MON 8 JUL 2013  
12:59  
14:59

Match No: 19

Match Statistics  
статистика

Match Duration: 2h 00m  
Attendance: 750


AUS vs BRA  
1 3

Teams	Sets	1	2	3	4	Total
AUS	1	17	26	28	13	84
BRA	3	25	28	26	25	104
	Playing Time	24m	31m	32m	22m	1h 49m


First Referee: OLEJNIK Vladimir (RUS)

Second Referee: GALL Jakub (CZE)

BRA - Brazil

Non-Scoring Dig


Rk	No	Name	Digs	Faults	Receptions	Total Attempts	Avg by Set
1	11	MORAES Gian	4	3	15	22	1.00
2	6	PERES Victor	3	2	5	10	0.75
3	1	JERONYMO Fabiano	2	2	11	15	0.50
4	8	SILVA Vivalde	-	5	6	11	0.00
4	12	CIRQUERA Pablo	-	2	8	10	0.00
4	5	SILVA Petrus	-	-	4	4	0.00
4	10	SILVA Alisson	-	-	2	2	0.00
4	4	SILVA Hugo	-	-	1	1	0.00
4	7	LIMA Lucas	-	-	1	1	0.00
4	9	PINHEIRO Leonardo	-	-	1	1	0.00
	2	SOARES Igor	-	-	-	-	
	3	CRUVINEL Renato	-	-	-	-	
<b>Team Totals</b>			9	14	54	77	2.25

Non-Scoring Set



Rk	No	Name	Running Sets	Faults	Still Sets	Total Attempts	Avg by Set
1	1	JERONYMO Fabiano	48	2	42	92	12.00
2	3	CRUVINEL Renato	5	1	1	7	1.25
3	6	PERES Victor	2	-	2	4	0.50
4	11	MORAES Gian	1	-	6	7	0.25
5	8	SILVA Vivalde	-	-	2	2	0.00
5	5	SILVA Petrus	-	1	1	2	0.00
5	12	CIRQUERA Pablo	-	-	1	1	0.00
	2	SOARES Igor	-	-	-	-	
	4	SILVA Hugo	-	-	-	-	
	7	LIMA Lucas	-	-	-	-	
	9	PINHEIRO Leonardo	-	-	-	-	
	10	SILVA Alisson	-	-	-	-	
<b>Team Totals</b>			56	4	55	115	14.00

Non-Scoring Reception

<b>Limit</b> 25.00%

Rk	No	Name	Excellents	Faults	Serve Receptions	Total Attempts	Succ %
1	12	CIRQUERA Pablo	15	1	6	22	68.18
2	6	PERES Victor	17	1	10	28	60.71
	11	MORAES Gian	12	1	1	14	
	4	SILVA Hugo	2	-	2	4	
	7	LIMA Lucas	1	-	1	2	
	5	SILVA Petrus	1	-	-	1	
	1	JERONYMO Fabiano	-	-	-	-	
	2	SOARES Igor	-	-	-	-	
	3	CRUVINEL Renato	-	-	-	-	
	8	SILVA Vivalde	-	-	-	-	
	9	PINHEIRO Leonardo	-	-	-	-	
	10	SILVA Alisson	-	-	-	-	
<b>Team Totals</b>			48	3	20	71	67.61

LEGEND Avg Average Eff% Efficiency Rk Rank Succ% Success %

Timing and Results provided by  TISSOT



Match No: 20

## Start List

Стартовый список

### POL vs MAC

First Referee: ANTUSAK Jaromir (CZE)

Second Referee: WANNATAWEE Wichai (THA)

#### POL - Poland

No.	C/L	Name	Shirt Name	Height m / ft in	Weight kg / lbs	Highest Reach		Date of Birth	Tournament Totals					
						Spike cm	Block cm		Spike	Block	Serve	Total	%	
2		POPIK Kacper	POPIK	1.91/6'3"	83/183	330	320	19 OKT 1992						
3	C	LOMACZ Grzegorz	LOMACZ	1.87/6'2"	92/203	339	320	1 OKT 1987	2	1	2	5	4.81	
4		WLODARCZYK Wojciech	WLODARCZYK	2.00/6'7"	91/201	350	320	28 OKT 1990	15	2	1	18	17.31	
5		KLOS Karol	KLOS	2.00/6'7"	85/187	365	338	8 AUG 1989	12	5	6	23	22.12	
7		HEBDA Milosz	HEBDA	2.07/6'9"	94/207	350	328	11 MRZ 1991	8	1		9	8.65	
10		ZALINSKI Wosciech	ZALINSKI	2.07/6'9"	98/216	350	330	19 FEB 1990	6			6	5.77	
11		ZAJDER Maciej	ZAJDER	2.02/6'8"	100/220	345	325	31 JAN 1988	9	7	1	17	16.35	
12		BOCIEK Grzegorz	BOCIEK	2.06/6'9"	114/251	363	340	6 JUN 1991	16	2	1	19	18.27	
13		WIERZBOWSKI Krzysztof	WIERZBOWSKI	1.97/6'6"	95/209	340	315	18 JUL 1988	5			5	4.81	
15		FERENS Wojciech	FERENS	1.94/6'4"	95/209	350	320	5 APR 1991	2			2	1.92	
16		HAIN Piotr	HAIN	2.07/6'9"	100/220	354	330	26 FEB 1991						
18	L	WOJTASZEK Damian	WOJTASZEK	1.80/5'11"	80/176	320	310	7 SEP 1988						

Head Coach PANAS Radoslaw

Assistant Coach KWAPISIEWICZ Dominik

Results in this  
Universiade

Phase	Opponent	Sets	Points per Set
Preliminary	CHN	3 - 0	25-19, 25-13, 25-10
Preliminary	SUI	3 - 0	25-17, 25-19, 25-17

#### MAC - Macau

No.	C/L	Name	Shirt Name	Height m / ft in	Weight kg / lbs	Highest Reach		Date of Birth	Tournament Totals				
						Spike cm	Block cm		Spike	Block	Serve	Total	%
3		CHAN Weng lo	CHAN W I	1.87/6'2"	72/159	310	310	16 AUG 1987	7	1		8	17.39
4		WONG Wai Hei	WONG W H	1.72/5'8"	65/143	300	290	14 JUN 1994	4			4	8.70
5	C	KAN Chou Pui	KAN C P	1.76/5'9"	70/154	305	300	1 OKT 1987	6			6	13.04
6		LAM Man Tek	LAM M T	1.73/5'8"	71/157	300	295	23 JUL 1987					
7		CHOI Wai Kit	CHOI W K	1.89/6'2"	82/181	320	310	13 MAI 1987	5	1	1	7	15.22
9		LEONG Kuan Kin	LEONG K K	1.77/5'10"	65/143	300	300	13 JUN 1989					
11		IEONG I Kit	IEONG I K	1.83/6'0"	98/216	305	298	2 SEP 1987	1	1		2	4.35
12		LAM Lok Hang	LAM L H	1.91/6'3"	82/181	330	310	20 MRZ 1991	14	1		15	32.61
13	L	CHIANG Sio Man	CHIANG S M	1.63/5'4"	59/130	270	300	22 JUL 1989					
14		LEONG On Tek	LEONG O T	1.85/6'1"	83/183	300	298	8 JAN 1990	2			2	4.35
17		WONG Chon Hang	WONG C H	1.73/5'8"	70/154	260	260	21 AUG 1991	2			2	4.35
18	L	CHAN Ka Hei	CHAN K H	1.80/5'11"	78/172	330	305	7 DEZ 1988					

Head Coach NG Wai Keong


Assistant Coach CHAN Man Kan

Results in this  
Universiade

Phase	Opponent	Sets	Points per Set
Preliminary	BRA	0 - 3	10-25, 11-25, 16-25
Preliminary	AUS	0 - 3	10-25, 17-25, 15-25

#### LEGEND

% Percent of total team scoring    C Team Captain    L Libero Player

Timing and Results provided by  TISSOT



Match No: 20

### Match Results

Результат / Отчет о матче

Match Duration: 1h 03m  
Attendance: 250

**POL vs MAC**  
3 0

Teams	Sets	1	2	3	Total
<b>POL</b>	<b>3</b>	25	25	25	75
<b>MAC</b>	<b>0</b>	6	11	17	34
<b>Playing Time</b>		15m	18m	22m	55m

First Referee: ANTUSAK Jaromir (CZE)

Second Referee: WANNATAWEE Wichai (THA)

POL - Poland									
No	C/L	Name	1	2	3	4	5	Pts	
2		POPIK Kacper	6	1	6			3	
3	C	LOMACZ Grzegorz		2	2				
4		WLODARCZYK Wojciech			10			1	
5		KLOS Karol	2	3	2			8	
7		HEBDA Milosz	1	2				12	
10		ZALINSKI Wosciech	3	4	3			12	
11		ZAJDER Maciej	5	6	5			5	
12		BOCIEK Grzegorz		10				3	
13		WIERZBOWSKI Krzysztof		7	1			2	
15		FERENS Wojciech	4	5	4			9	
16		HAIN Piotr							
18	L	WOJTASZEK Damian	L	L	L				
Head Coach		PANAS Radoslaw							
Assistant Coach		KWAPISIEWICZ Dominik							

MAC - Macau									
No	C/L	Name	1	2	3	4	5	Pts	
3		CHAN Weng lo	3	4	3			1	
4		WONG Wai Hei	5	5	2			2	
5	C	KAN Chou Pui	2	3				2	
6		LAM Man Tek							
7		CHOI Wai Kit	17	2	4			4	
9		LEONG Kuan Kin		1					
11		IEONG I Kit	4		17			1	
12		LAM Lok Hang	6	6	5			3	
13	L	CHIANG Sio Man		L	L				
14		LEONG On Tek		5	6			1	
17		WONG Chon Hang	1		1				
18	L	CHAN Ka Hei	L	L	L				
Head Coach		NG Wai Keong							
Assistant Coach		CHAN Man Kan							

### TEAM AND PLAYER PERFORMANCES

Won	Total Atts	No Name	Scoring Skills	Won	Total Atts	No Name
<b>32</b>	<b>63</b>	<b>Total Team</b>		<b>10</b>	<b>60</b>	<b>Total Team</b>
9	15	10 ZALINSKI Wosciech	Spike	3	10	7 CHOI Wai Kit
8	10	7 HEBDA Milosz		3	15	12 LAM Lok Hang
5	14	15 FERENS Wojciech		1	5	4 WONG Wai Hei
<b>10</b>	<b>26</b>	<b>Total Team</b>	Block	<b>3</b>	<b>25</b>	<b>Total Team</b>
2	5	10 ZALINSKI Wosciech		1	3	7 CHOI Wai Kit
2	2	12 BOCIEK Grzegorz		1	4	4 WONG Wai Hei
2	4	15 FERENS Wojciech	1	10	3 CHAN Weng lo	
<b>13</b>	<b>74</b>	<b>Total Team</b>	Serve	<b>1</b>	<b>35</b>	<b>Total Team</b>
3	19	5 KLOS Karol		1	5	5 KAN Chou Pui
3	10	7 HEBDA Milosz				
3	11	11 ZAJDER Maciej				
<b>20</b>		<b>Total Team</b>	Opp Error	<b>20</b>		<b>Total Team</b>
<b>75</b>	<b>163</b>	<b>Total Team</b>	Total	<b>34</b>	<b>120</b>	<b>Total Team</b>
<b>12</b>	<b>23</b>	<b>7 HEBDA Milosz</b>	Best Scorer	<b>4</b>	<b>19</b>	<b>7 CHOI Wai Kit</b>

#### LEGEND

Atts Attempts  
L Libero player  
n Starting line-up where n = starting position on court (i.e. positions 1 to 6)  
Opp Opponent

C Team Captain  
L Substitute libero  
nn Substitute where nn = jersey number of out going player  
Pts Points scored

Timing and Results provided by TISSOT



Match No: 20

### Match Statistics

статистика

Match Duration: 1h 03m  
Attendance: 250

**POL vs MAC**  
3 0

Teams	Sets	1	2	3	Total
<b>POL</b>	<b>3</b>	25	25	25	75
<b>MAC</b>	<b>0</b>	6	11	17	34
<b>Playing Time</b>		15m	18m	22m	55m

First Referee: ANTUSAK Jaromir (CZE)


Second Referee: WANNATAWEE Wichai (THA)

### POL - Poland


Scoring Spike

<b>Limit</b>
<b>15.00%</b>

Rk	No	Name	Spikes	Faults	Shots	Total Attempts	Eff %
1	7	HEBDA Milosz	8	-	2	10	80.00
2	10	ZALINSKI Wosciech	9	3	3	15	40.00
3	15	FERENS Wojciech	5	3	6	14	14.29
	5	KLOS Karol	4	-	4	8	
	13	WIERZBOWSKI Krzysztof	1	2	2	5	
	11	ZAJDER Maciej	1	-	3	4	
	2	POPIK Kacper	2	-	1	3	
	4	WLODARCZYK Wojciech	1	-	1	2	
	12	BOCIEK Grzegorz	1	-	1	2	
	3	LOMACZ Grzegorz	-	-	-	-	
	16	HAIN Piotr	-	-	-	-	
	18	WOJTASZEK Damian	-	-	-	-	
<b>Team Totals</b>			<b>32</b>	<b>8</b>	<b>23</b>	<b>63</b>	<b>38.10</b>

Scoring Block



Rk	No	Name	Kill Blocks	Faults	Rebounds	Total Attempts	Avg by Set
1	10	ZALINSKI Wosciech	2	-	3	5	0.67
1	15	FERENS Wojciech	2	1	1	4	0.67
1	12	BOCIEK Grzegorz	2	-	-	2	0.67
4	5	KLOS Karol	1	1	2	4	0.33
4	11	ZAJDER Maciej	1	1	2	4	0.33
4	7	HEBDA Milosz	1	1	1	3	0.33
4	13	WIERZBOWSKI Krzysztof	1	1	-	2	0.33
8	2	POPIK Kacper	-	2	-	2	0.00
	3	LOMACZ Grzegorz	-	-	-	-	
	4	WLODARCZYK Wojciech	-	-	-	-	
	16	HAIN Piotr	-	-	-	-	
	18	WOJTASZEK Damian	-	-	-	-	
<b>Team Totals</b>			<b>10</b>	<b>7</b>	<b>9</b>	<b>26</b>	<b>3.33</b>

Scoring Service


Rk	No	Name	Aces	Faults	Serve Hits	Total Attempts	Avg by Set
1	5	KLOS Karol	3	1	15	19	1.00
1	11	ZAJDER Maciej	3	2	6	11	1.00
1	7	HEBDA Milosz	3	1	6	10	1.00
4	15	FERENS Wojciech	2	2	3	7	0.67
5	2	POPIK Kacper	1	1	13	15	0.33
5	10	ZALINSKI Wosciech	1	1	2	4	0.33
7	13	WIERZBOWSKI Krzysztof	-	3	3	6	0.00
7	12	BOCIEK Grzegorz	-	-	1	1	0.00
7	4	WLODARCZYK Wojciech	-	1	-	1	0.00
	3	LOMACZ Grzegorz	-	-	-	-	
	16	HAIN Piotr	-	-	-	-	
	18	WOJTASZEK Damian	-	-	-	-	
<b>Team Totals</b>			<b>13</b>	<b>12</b>	<b>49</b>	<b>74</b>	<b>4.33</b>

Team

<b>Opponent Errors &amp; Team Faults</b>	20	3
--	----	---

Timing and Results provided by  TISSOT



MO 8 JUL 2013  
13:00  
14:03

Match No: 20

### Match Statistics

статистика

Match Duration: 1h 03m  
Attendance: 250


**POL vs MAC**  
3 0


Teams	Sets	1	2	3	Total
<b>POL</b>	<b>3</b>	25	25	25	75
<b>MAC</b>	<b>0</b>	6	11	17	34
<b>Playing Time</b>		15m	18m	22m	55m


First Referee: ANTUSAK Jaromir (CZE)


Second Referee: WANNATAWEE Wichai (THA)

### POL - Poland

Non-Scoring Dig	Rk	No	Name	Digs	Faults	Receptions	Total Attempts	Avg by Set	
	1	18	WOJTASZEK Damian	3	1	9	13	1.00	
	2	5	KLOS Karol	1	1	2	4	0.33	
	2	10	ZALINSKI Wosciech	1	-	2	3	0.33	
	2	13	WIERZBOWSKI Krzysztof	1	-	1	2	0.33	
	2	11	ZAJDER Maciej	1	-	-	1	0.33	
	6	15	FERENS Wojciech	-	-	5	5	0.00	
	6	2	POPIK Kacper	-	-	3	3	0.00	
	6	7	HEBDA Milosz	-	1	2	3	0.00	
		3	LOMACZ Grzegorz	-	-	-	-	-	
		4	WLODARCZYK Wojciech	-	-	-	-	-	
		12	BOCIEK Grzegorz	-	-	-	-	-	
		16	HAIN Piotr	-	-	-	-	-	
	<b>Team Totals</b>				7	3	24	34	2.33

Non-Scoring Set	Rk	No	Name	Running Sets	Faults	Still Sets	Total Attempts	Avg by Set	
	1	2	POPIK Kacper	21	-	17	38	7.00	
	2	5	KLOS Karol	2	-	1	3	0.67	
	2	18	WOJTASZEK Damian	2	-	1	3	0.67	
	4	3	LOMACZ Grzegorz	1	-	4	5	0.33	
	5	7	HEBDA Milosz	-	-	1	1	0.00	
	5	10	ZALINSKI Wosciech	-	-	1	1	0.00	
	5	11	ZAJDER Maciej	-	-	1	1	0.00	
	5	13	WIERZBOWSKI Krzysztof	-	-	1	1	0.00	
	5	15	FERENS Wojciech	-	-	1	1	0.00	
		4	WLODARCZYK Wojciech	-	-	-	-	-	
		12	BOCIEK Grzegorz	-	-	-	-	-	
		16	HAIN Piotr	-	-	-	-	-	
	<b>Team Totals</b>				26		28	54	8.67

Non-Scoring Reception	Rk	No	Name	Excellents	Faults	Serve Receptions	Total Attempts	Succ %	
	1	18	WOJTASZEK Damian	5	1	4	10	50.00	
		7	HEBDA Milosz	2	-	4	6		
		13	WIERZBOWSKI Krzysztof	2	-	4	6		
		15	FERENS Wojciech	1	-	5	6		
		2	POPIK Kacper	-	-	-	-		
		3	LOMACZ Grzegorz	-	-	-	-		
		4	WLODARCZYK Wojciech	-	-	-	-		
		5	KLOS Karol	-	-	-	-		
		10	ZALINSKI Wosciech	-	-	-	-		
		11	ZAJDER Maciej	-	-	-	-		
		12	BOCIEK Grzegorz	-	-	-	-		
		16	HAIN Piotr	-	-	-	-		
	<b>Limit</b>								
	<b>25.00%</b>				10	1	17	28	35.71

Timing and Results provided by  TISSOT



Match No: 20

### Match Statistics

статистика

Match Duration: 1h 03m  
Attendance: 250

**POL vs MAC**  
3 0

Teams	Sets	1	2	3	Total
<b>POL</b>	<b>3</b>	25	25	25	75
<b>MAC</b>	<b>0</b>	6	11	17	34
<b>Playing Time</b>		15m	18m	22m	55m

First Referee: ANTUSAK Jaromir (CZE)


Second Referee: WANNATAWEE Wichai (THA)

### MAC - Macau


Scoring Spike

<b>Limit</b>
<b>15.00%</b>

Rk	No	Name	Spikes	Faults	Shots	Total Attempts	Eff %
	7	CHOI Wai Kit	3	3	4	10	
	3	CHAN Weng lo	-	2	9	11	
	12	LAM Lok Hang	3	7	5	15	
	5	KAN Chou Pui	1	4	3	8	
	4	WONG Wai Hei	1	1	3	5	
	11	IEONG I Kit	1	3	1	5	
	14	LEONG On Tek	1	2	1	4	
	13	CHIANG Sio Man	-	-	1	1	
	17	WONG Chon Hang	-	-	1	1	
	6	LAM Man Tek	-	-	-	-	
	9	LEONG Kuan Kin	-	-	-	-	
	18	CHAN Ka Hei	-	-	-	-	
<b>Team Totals</b>			10	22	28	60	

Scoring Block



Rk	No	Name	Kill Blocks	Faults	Rebounds	Total Attempts	Avg by Set
1	3	CHAN Weng lo	1	8	1	10	0.33
1	4	WONG Wai Hei	1	3	-	4	0.33
1	7	CHOI Wai Kit	1	2	-	3	0.33
4	14	LEONG On Tek	-	2	2	4	0.00
4	12	LAM Lok Hang	-	1	1	2	0.00
4	5	KAN Chou Pui	-	-	1	1	0.00
4	9	LEONG Kuan Kin	-	1	-	1	0.00
	6	LAM Man Tek	-	-	-	-	
	11	IEONG I Kit	-	-	-	-	
	13	CHIANG Sio Man	-	-	-	-	
	17	WONG Chon Hang	-	-	-	-	
	18	CHAN Ka Hei	-	-	-	-	
<b>Team Totals</b>			3	17	5	25	1.00

Scoring Service


Rk	No	Name	Aces	Faults	Serve Hits	Total Attempts	Avg by Set
1	5	KAN Chou Pui	1	1	3	5	0.33
2	4	WONG Wai Hei	-	-	7	7	0.00
2	7	CHOI Wai Kit	-	2	4	6	0.00
2	3	CHAN Weng lo	-	-	4	4	0.00
2	12	LAM Lok Hang	-	1	3	4	0.00
2	14	LEONG On Tek	-	-	3	3	0.00
2	9	LEONG Kuan Kin	-	-	2	2	0.00
2	11	IEONG I Kit	-	-	2	2	0.00
2	17	WONG Chon Hang	-	1	1	2	0.00
	6	LAM Man Tek	-	-	-	-	
	13	CHIANG Sio Man	-	-	-	-	
	18	CHAN Ka Hei	-	-	-	-	
<b>Team Totals</b>			1	5	29	35	0.33

Team

<b>Opponent Errors &amp; Team Faults</b>	20	1
--	----	---

Timing and Results provided by  TISSOT





MO 8 JUL 2013  
13:00  
14:03

Match No: 20

### Match Statistics

статистика

Match Duration: 1h 03m  
Attendance: 250


**POL vs MAC**  
3 0

Teams	Sets	1	2	3	Total
<b>POL</b>	<b>3</b>	25	25	25	75
<b>MAC</b>	<b>0</b>	6	11	17	34
<b>Playing Time</b>		15m	18m	22m	55m

First Referee: ANTUSAK Jaromir (CZE)

Second Referee: WANNATAWEE Wichai (THA)

### MAC - Macau

Non-Scoring Dig


Rk	No	Name	Digs	Faults	Receptions	Total Attempts	Avg by Set
1	3	CHAN Weng lo	2	3	1	6	0.67
1	13	CHIANG Sio Man	2	-	1	3	0.67
3	7	CHOI Wai Kit	1	1	5	7	0.33
4	12	LAM Lok Hang	-	2	2	4	0.00
4	5	KAN Chou Pui	-	1	2	3	0.00
4	17	WONG Chon Hang	-	1	2	3	0.00
4	4	WONG Wai Hei	-	-	2	2	0.00
4	18	CHAN Ka Hei	-	2	-	2	0.00
	6	LAM Man Tek	-	-	-	-	
	9	LEONG Kuan Kin	-	-	-	-	
	11	IEONG I Kit	-	-	-	-	
	14	LEONG On Tek	-	-	-	-	
<b>Team Totals</b>			5	10	15	30	1.67

Non-Scoring Set



Rk	No	Name	Running Sets	Faults	Still Sets	Total Attempts	Avg by Set
1	17	WONG Chon Hang	4	1	22	27	1.33
1	7	CHOI Wai Kit	4	1	13	18	1.33
3	14	LEONG On Tek	1	-	4	5	0.33
4	3	CHAN Weng lo	-	-	2	2	0.00
4	5	KAN Chou Pui	-	-	2	2	0.00
4	11	IEONG I Kit	-	-	2	2	0.00
4	18	CHAN Ka Hei	-	-	2	2	0.00
4	4	WONG Wai Hei	-	-	1	1	0.00
4	12	LAM Lok Hang	-	1	-	1	0.00
	6	LAM Man Tek	-	-	-	-	
	9	LEONG Kuan Kin	-	-	-	-	
	13	CHIANG Sio Man	-	-	-	-	
<b>Team Totals</b>			9	3	48	60	3.00

Non-Scoring Reception

<b>Limit</b> 25.00%

Rk	No	Name	Excellents	Faults	Serve Receptions	Total Attempts	Succ %
1	12	LAM Lok Hang	7	3	12	22	31.82
2	13	CHIANG Sio Man	1	-	6	7	14.29
3	4	WONG Wai Hei	1	1	6	8	12.50
	11	IEONG I Kit	3	1	2	6	
	5	KAN Chou Pui	-	3	3	6	
	18	CHAN Ka Hei	2	2	1	5	
	7	CHOI Wai Kit	-	2	2	4	
	14	LEONG On Tek	-	-	1	1	
	17	WONG Chon Hang	-	1	-	1	
	3	CHAN Weng lo	-	-	-	-	
	6	LAM Man Tek	-	-	-	-	
	9	LEONG Kuan Kin	-	-	-	-	
<b>Team Totals</b>			14	13	33	60	23.33

**LEGEND**  
Avg Average      Eff% Efficiency      Rk Rank      Succ% Success %

Timing and Results provided by  **TISSOT**



Match No: 21

### Start List

Стартовый список

## CHN vs SUI

First Referee: GALE Michael (USA)

Second Referee: HOSEIN Azad Khayyam (CAN)

### CHN - China

No.	C/L	Name	Shirt Name	Height m / ft in	Weight kg / lbs	Highest Reach		Date of Birth	Tournament Totals				
						Spike cm	Block cm		Spike	Block	Serve	Total	%
1		TANG Pishengyu		1.90/6'3"	85/187	340	320	13 APR 1995	8			8	14.04
2		LI Chenhao		1.94/6'4"	83/183	310	300	19 APR 1993	12	2	2	16	28.07
3		LIN Bo		1.99/6'6"	100/220	350	330	4 JUL 1988	3	2		5	8.77
4		CAO Hailun		1.94/6'4"	88/194	320	310	4 MAY 1993	11	2		13	22.81
5		WANG Yang		1.95/6'5"	85/187	335	320	28 FEB 1993	2			2	3.51
8	C	SUN Yubo		1.97/6'6"	110/243	330	320	3 MAR 1990	2	2		4	7.02
9		WANG Xi		1.87/6'2"	87/192	330	320	11 JAN 1990	2			2	3.51
10		SUN Gongping		1.87/6'2"	85/187	330	320	12 JUL 1991					
11		YUAN Huilong		1.98/6'6"	85/187	350	330	26 OCT 1993	4	2	1	7	12.28
12		KANG Long		1.93/6'4"	98/216	325	315	15 MAY 1988					
18	L	XU Xin		1.88/6'2"	80/176	320	310	10 OCT 1992					
Head Coach			CHEN Xingbiao			Assistant Coach			SUN Guomin				

Results in this  
Universiade

Phase	Opponent	Sets	Points per Set
Preliminary	POL	0 - 3	19-25, 13-25, 10-25
Preliminary	BRA	0 - 3	15-25, 16-25, 18-25


### SUI - Switzerland

No.	C/L	Name	Shirt Name	Height m / ft in	Weight kg / lbs	Highest Reach		Date of Birth	Tournament Totals				
						Spike cm	Block cm		Spike	Block	Serve	Total	%
1		STEIGMEIER Sebastien		2.00/6'7"	100/220	358	330	5 JUL 1989	28	2	7	37	32.74
3		GIGER Reto		1.94/6'4"	82/181	340	310	5 AUG 1991	3	3	1	7	6.19
4		WALZER Marc		1.99/6'6"	85/187	340	320	2 MAR 1990	4	3	2	9	7.96
5		WETZEL Elias		1.95/6'5"	88/194	346	319	12 MAY 1993	1			1	0.88
7		BALDY-MOULINIER Nicolas Christoph		1.94/6'4"	89/196	335	315	14 MAR 1989					
11		BRUEHWILER Roman		1.88/6'2"	80/176	340	315	14 AUG 1987	16	4	1	21	18.58
12		HAENGGI Christoph		1.94/6'4"	80/176	340	315	18 JUL 1993	10	6		16	14.16
14	C	CARREL Julien		1.88/6'2"	72/159	330	310	19 JUL 1988			1	1	0.88
15	L	VAUTIER Joris		1.81/5'11"	67/148	315	305	12 JUN 1990					
16		BRANDER Fabian		1.96/6'5"	82/181	345	322	16 APR 1987	17		2	19	16.81
17		EHRAT Samuel		2.00/6'7"	81/179	345	320	20 APR 1992					
18		CHANDON Yohan		1.90/6'3"	81/179	330	305	24 AUG 1988	2			2	1.77
Head Coach			BETTELLO Dario			Assistant Coach			DUFAUX Michel				

Results in this  
Universiade

Phase	Opponent	Sets	Points per Set
Preliminary	AUS	3 - 2	24-26, 25-22, 25-18, 22-25, 15-10
Preliminary	POL	0 - 3	17-25, 19-25, 17-25

LEGEND			
%	Percent of total team scoring	C	Team Captain
L	Libero Player		

Timing and Results provided by  TISSOT



Match No: 21

### Match Results

Результат / Отчет о матче

Match Duration: 1h 51m  
Attendance: 284

## CHN vs SUI

1 3

Teams	Sets	1	2	3	4	Total
CHN	1	30	21	18	15	84
SUI	3	28	25	25	25	103
	Playing Time	32m	24m	25m	21m	1h 42m

First Referee: GALE Michael (USA)

Second Referee: HOSEIN Azad Khayyam (CAN)

CHN - China								
No	C/L	Name	1	2	3	4	5	Pts
1		TANG Pishengyu		8	4	4		4
2		LI Chenhao	2	2	1	2		11
3		LIN Bo	3	3	2	3		9
4		CAO Hailun	4	4	3	4		10
5		WANG Yang		3		2		
8	C	SUN Yubo	1	1	6	1		4
9		WANG Xi	5	5	2	5		8
10		SUN Gongping		4	8	8		
11		YUAN Huilong	6	6	5	6		11
12		KANG Long			11			1
18	L	XU Xin	L	L	L	L		
Head Coach		CHEN Xingbiao						
Assistant Coach		SUN Guomin						

SUI - Switzerland								
No	C/L	Name	1	2	3	4	5	Pts
1		STEIGMEIER Sebastien	4	3	4	3		25
3		GIGER Reto			1	6		1
4		WALZER Marc	3	2	3	2		9
5		WETZEL Elias			14	1		4
7		BALDY-MOULINIER Nicolas Christoph	L	L	L	L		
11		BRUEHWILER Roman	5	4	5	4		13
12		HAENGGI Christoph	6	5	6	5		13
14	C	CARREL Julien	1	6	1			5
15	L	VAUTIER Joris	L					
16		BRANDER Fabian	2	1				5
17		EHRAT Samuel				4		1
18		CHANDON Yohan	12	16	2	1		3
Head Coach		BETTELLO Dario						
Assistant Coach		DUFAUX Michel						

### TEAM AND PLAYER PERFORMANCES

Won	Total Atts	No Name	Scoring Skills	Won	Total Atts	No Name
46	118	<b>Total Team</b>	Spike	56	125	<b>Total Team</b>
11	19	11 YUAN Huilong		22	41	1 STEIGMEIER Sebastien
10	23	2 LI Chenhao		10	26	11 BRUEHWILER Roman
8	19	9 WANG Xi	Block	7	14	4 WALZER Marc
8	65	<b>Total Team</b>		10	65	<b>Total Team</b>
4	17	3 LIN Bo		5	18	12 HAENGGI Christoph
3	12	8 SUN Yubo	Serve	2	14	11 BRUEHWILER Roman
1	6	4 CAO Hailun		1	4	17 EHRAT Samuel
4	85	<b>Total Team</b>		13	102	<b>Total Team</b>
3	12	4 CAO Hailun	Opp Error	3	15	12 HAENGGI Christoph
1	13	2 LI Chenhao		3	14	14 CARREL Julien
26		<b>Total Team</b>		3	16	1 STEIGMEIER Sebastien
84	268	<b>Total Team</b>	<b>Total</b>	24		<b>Total Team</b>
			<b>Total</b>	103	292	<b>Total Team</b>
11	41	2 LI Chenhao	<b>Best Scorer</b>	25	63	1 STEIGMEIER Sebastien

LEGEND			
Atts	Attempts	C	Team Captain
L	Libero player	L	Substitute libero
n	Starting line-up where n = starting position on court (i.e. positions 1 to 6)	nn	Substitute where nn = jersey number of out going player
Opp	Opponent	Pts	Points scored

Timing and Results provided by TISSOT



Match No: 21

### Match Statistics

статистика

Match Duration: 1h 51m  
Attendance: 284

### CHN vs SUI

1 3

Teams	Sets	1	2	3	4	Total
CHN	1	30	21	18	15	84
SUI	3	28	25	25	25	103
	Playing Time	32m	24m	25m	21m	1h 42m

First Referee: GALE Michael (USA)


Second Referee: HOSEIN Azad Khayyam (CAN)

### CHN - China


Scoring Spike

Limit
15.00%

Rk	No	Name	Spikes	Faults	Shots	Total Attempts	Eff %
1	11	YUAN Huilong	11	2	6	19	47.37
2	2	LI Chenhao	10	3	10	23	30.43
3	9	WANG Xi	8	3	8	19	26.32
4	4	CAO Hailun	6	3	15	24	12.50
	3	LIN Bo	5	2	7	14	
	1	TANG Pishengyu	4	3	7	14	
	8	SUN Yubo	1	-	3	4	
	12	KANG Long	1	-	-	1	
	5	WANG Yang	-	-	-	-	
	10	SUN Gongping	-	-	-	-	
	18	XU Xin	-	-	-	-	
<b>Team Totals</b>			46	16	56	118	25.42

Scoring Block


Rk	No	Name	Kill Blocks	Faults	Rebounds	Total Attempts	Avg by Set
1	3	LIN Bo	4	11	2	17	1.00
2	8	SUN Yubo	3	7	2	12	0.75
3	4	CAO Hailun	1	3	2	6	0.25
4	11	YUAN Huilong	-	10	5	15	0.00
4	9	WANG Xi	-	5	2	7	0.00
4	2	LI Chenhao	-	5	-	5	0.00
4	1	TANG Pishengyu	-	1	2	3	0.00
	5	WANG Yang	-	-	-	-	
	10	SUN Gongping	-	-	-	-	
	12	KANG Long	-	-	-	-	
	18	XU Xin	-	-	-	-	
<b>Team Totals</b>			8	42	15	65	2.00

Scoring Service


Rk	No	Name	Aces	Faults	Serve Hits	Total Attempts	Avg by Set
1	4	CAO Hailun	3	4	5	12	0.75
2	2	LI Chenhao	1	1	11	13	0.25
3	3	LIN Bo	-	2	12	14	0.00
3	11	YUAN Huilong	-	1	12	13	0.00
3	9	WANG Xi	-	1	10	11	0.00
3	8	SUN Yubo	-	3	7	10	0.00
3	10	SUN Gongping	-	1	5	6	0.00
3	1	TANG Pishengyu	-	-	4	4	0.00
3	5	WANG Yang	-	1	1	2	0.00
	12	KANG Long	-	-	-	-	
	18	XU Xin	-	-	-	-	
<b>Team Totals</b>			4	14	67	85	1.00

Team
------

Opponent Errors & Team Faults	
	26 2



MON 8 JUL 2013  
13:00  
14:51

Match No: 21

### Match Statistics

статистика

Match Duration: 1h 51m  
Attendance: 284

### CHN vs SUI


1 3

Teams	Sets	1	2	3	4	Total
CHN	1	30	21	18	15	84
SUI	3	28	25	25	25	103
	Playing Time	32m	24m	25m	21m	1h 42m


First Referee: GALE Michael (USA)

Second Referee: HOSEIN Azad Khayyam (CAN)

### CHN - China

Non-Scoring Dig


Rk	No	Name	Digs	Faults	Receptions	Total Attempts	Avg by Set
1	18	XU Xin	6	5	3	14	1.50
2	8	SUN Yubo	3	1	7	11	0.75
3	2	LI Chenhao	2	3	4	9	0.50
4	10	SUN Gongping	1	2	2	5	0.25
4	1	TANG Pishengyu	1	-	3	4	0.25
4	3	LIN Bo	1	-	3	4	0.25
7	9	WANG Xi	-	-	8	8	0.00
7	4	CAO Hailun	-	-	6	6	0.00
7	11	YUAN Huilong	-	-	1	1	0.00
	5	WANG Yang	-	-	-	-	-
	12	KANG Long	-	-	-	-	-
<b>Team Totals</b>			14	11	37	62	3.50

Non-Scoring Set


Rk	No	Name	Running Sets	Faults	Still Sets	Total Attempts	Avg by Set
1	8	SUN Yubo	34	-	42	76	8.50
2	10	SUN Gongping	4	-	10	14	1.00
3	4	CAO Hailun	2	-	8	10	0.50
4	1	TANG Pishengyu	1	-	2	3	0.25
5	9	WANG Xi	-	-	4	4	0.00
5	2	LI Chenhao	-	-	2	2	0.00
5	18	XU Xin	-	1	1	2	0.00
5	11	YUAN Huilong	-	1	-	1	0.00
	3	LIN Bo	-	-	-	-	-
	5	WANG Yang	-	-	-	-	-
	12	KANG Long	-	-	-	-	-
<b>Team Totals</b>			41	2	69	112	10.25

Non-Scoring Reception

<b>Limit</b>
<b>25.00%</b>

Rk	No	Name	Excellents	Faults	Serve Receptions	Total Attempts	Succ %
1	2	LI Chenhao	12	4	18	34	35.29
2	18	XU Xin	11	6	15	32	34.38
	9	WANG Xi	6	-	9	15	-
	1	TANG Pishengyu	-	1	4	5	-
	4	CAO Hailun	-	1	1	2	-
	11	YUAN Huilong	-	1	-	1	-
	3	LIN Bo	-	-	-	-	-
	5	WANG Yang	-	-	-	-	-
	8	SUN Yubo	-	-	-	-	-
	10	SUN Gongping	-	-	-	-	-
	12	KANG Long	-	-	-	-	-
<b>Team Totals</b>			29	13	47	89	32.58



MON 8 JUL 2013  
13:00  
14:51

Match No: 21

### Match Statistics

статистика

Match Duration: 1h 51m  
Attendance: 284

### CHN vs SUI

1 3

Teams	Sets	1	2	3	4	Total
CHN	1	30	21	18	15	84
SUI	3	28	25	25	25	103
Playing Time		32m	24m	25m	21m	1h 42m

First Referee: GALE Michael (USA)


Second Referee: HOSEIN Azad Khayyam (CAN)

### SUI - Switzerland


Scoring Spike

Limit 15.00%

Rk	No	Name	Spikes	Faults	Shots	Total Attempts	Eff %
1	1	STEIGMEIER Sebastien	22	3	16	41	46.34
2	11	BRUEHWILER Roman	10	6	10	26	15.38
	16	BRANDER Fabian	5	3	6	14	
	4	WALZER Marc	7	4	3	14	
	12	HAENGGI Christoph	5	2	4	11	
	18	CHANDON Yohan	3	1	3	7	
	5	WETZEL Elias	3	1	2	6	
	14	CARREL Julien	1	-	2	3	
	7	BALDY-MOULINIER Nicolas Christoph	-	-	1	1	
	17	EHRAT Samuel	-	-	1	1	
	3	GIGER Reto	-	1	-	1	
	15	VAUTIER Joris	-	-	-	-	
Team Totals			56	21	48	125	28.00

Scoring Block


Rk	No	Name	Kill Blocks	Faults	Rebounds	Total Attempts	Avg by Set
1	12	HAENGGI Christoph	5	10	3	18	1.25
2	11	BRUEHWILER Roman	2	7	5	14	0.50
3	4	WALZER Marc	1	7	5	13	0.25
3	17	EHRAT Samuel	1	2	1	4	0.25
3	14	CARREL Julien	1	3	-	4	0.25
6	1	STEIGMEIER Sebastien	-	4	2	6	0.00
6	3	GIGER Reto	-	1	1	2	0.00
6	16	BRANDER Fabian	-	2	-	2	0.00
6	5	WETZEL Elias	-	1	-	1	0.00
6	18	CHANDON Yohan	-	1	-	1	0.00
	7	BALDY-MOULINIER Nicolas Christoph	-	-	-	-	
	15	VAUTIER Joris	-	-	-	-	
Team Totals			10	38	17	65	2.50

Scoring Service


Rk	No	Name	Aces	Faults	Serve Hits	Total Attempts	Avg by Set
1	1	STEIGMEIER Sebastien	3	3	10	16	0.75
1	12	HAENGGI Christoph	3	-	12	15	0.75
1	14	CARREL Julien	3	1	10	14	0.75
4	4	WALZER Marc	1	2	13	16	0.25
4	11	BRUEHWILER Roman	1	2	9	12	0.25
4	5	WETZEL Elias	1	1	5	7	0.25
4	3	GIGER Reto	1	1	2	4	0.25
8	18	CHANDON Yohan	-	1	10	11	0.00
8	16	BRANDER Fabian	-	1	3	4	0.00
8	17	EHRAT Samuel	-	-	3	3	0.00
	7	BALDY-MOULINIER Nicolas Christoph	-	-	-	-	
	15	VAUTIER Joris	-	-	-	-	
Team Totals			13	12	77	102	3.25

Team

Opponent Errors & Team Faults	24	1

Timing and Results provided by  TISSOT





MON 8 JUL 2013  
13:00  
14:51

Match No: 21

### Match Statistics

статистика

Match Duration: 1h 51m  
Attendance: 284

### CHN vs SUI


1 3

Teams	Sets	1	2	3	4	Total
CHN	1	30	21	18	15	84
SUI	3	28	25	25	25	103
	Playing Time	32m	24m	25m	21m	1h 42m


First Referee: GALE Michael (USA)

Second Referee: HOSEIN Azad Khayyam (CAN)

### SUI - Switzerland

Non-Scoring Dig


Rk	No	Name	Digs	Faults	Receptions	Total Attempts	Avg by Set
1	11	BRUEHWILER Roman	6	1	8	15	1.50
2	7	BALDY-MOULINIER Nicolas Christoph	4	-	8	12	1.00
3	16	BRANDER Fabian	3	1	9	13	0.75
4	1	STEIGMEIER Sebastien	2	2	1	5	0.50
5	14	CARREL Julien	1	3	4	8	0.25
5	18	CHANDON Yohan	1	-	3	4	0.25
5	12	HAENGGI Christoph	1	-	2	3	0.25
5	15	VAUTIER Joris	1	-	1	2	0.25
9	3	GIGER Reto	-	1	2	3	0.00
9	4	WALZER Marc	-	-	2	2	0.00
	5	WETZEL Elias	-	-	-	-	-
	17	EHRAT Samuel	-	-	-	-	-
<b>Team Totals</b>			19	8	40	67	4.75

Non-Scoring Set


Rk	No	Name	Running Sets	Faults	Still Sets	Total Attempts	Avg by Set
1	14	CARREL Julien	33	-	42	75	8.25
2	3	GIGER Reto	10	-	9	19	2.50
3	7	BALDY-MOULINIER Nicolas Christoph	5	-	3	8	1.25
4	18	CHANDON Yohan	3	-	1	4	0.75
5	12	HAENGGI Christoph	1	-	3	4	0.25
6	11	BRUEHWILER Roman	-	-	2	2	0.00
6	16	BRANDER Fabian	-	-	2	2	0.00
6	1	STEIGMEIER Sebastien	-	-	1	1	0.00
6	4	WALZER Marc	-	-	1	1	0.00
	5	WETZEL Elias	-	-	-	-	-
	15	VAUTIER Joris	-	-	-	-	-
	17	EHRAT Samuel	-	-	-	-	-
<b>Team Totals</b>			52		64	116	13.00

Non-Scoring Reception

<b>Limit</b> 25.00%

Rk	No	Name	Excellents	Faults	Serve Receptions	Total Attempts	Succ %
1	7	BALDY-MOULINIER Nicolas Christoph	14	2	15	31	45.16
	11	BRUEHWILER Roman	3	-	12	15	
	16	BRANDER Fabian	4	-	5	9	
	18	CHANDON Yohan	3	1	5	9	
	15	VAUTIER Joris	3	-	-	3	
	3	GIGER Reto	-	-	2	2	
	12	HAENGGI Christoph	-	-	1	1	
	17	EHRAT Samuel	-	-	1	1	
	1	STEIGMEIER Sebastien	-	-	-	-	
	4	WALZER Marc	-	-	-	-	
	5	WETZEL Elias	-	-	-	-	
	14	CARREL Julien	-	-	-	-	
<b>Team Totals</b>			27	3	41	71	38.03

LEGEND Avg Average Eff% Efficiency Rk Rank Succ% Success %

Timing and Results provided by  TISSOT



Match No: 28

**Start List**

Стартовый список

**BRA vs SUI**

First Referee: KNIZHNIKOV Nikolay (RUS)

Second Referee: GALE Michael (USA)

**BRA - Brazil** Yellow

No.	C/L	Name	Shirt Name	Height m / ft in	Weight kg / lbs	Highest Reach		Date of Birth	Tournament Totals				
						Spike cm	Block cm		Spike	Block	Serve	Total	%
1		JERONYMO Fabiano		1.84/6'0"	76/168	328	317	11 JUN 1986	4	1		5	2.59
2		SOARES Igor		1.87/6'2"	79/174	355	335	26 AUG 1990	4		2	6	3.11
3		CRUVINEL Renato		1.82/6'0"	75/165	310	295	16 NOV 1990			1	1	0.52
4		SILVA Hugo		1.97/6'6"	87/192	342	328	4 JUL 1990	9	2	1	12	6.22
5		SILVA Petrus		2.03/6'8"	96/212	345	330	5 MAY 1987	12	6	2	20	10.36
6		PERES Victor		1.90/6'3"	85/187	327	315	23 APR 1988	25	1	4	30	15.54
7	C	LIMA Lucas		2.00/6'7"	91/201	348	338	18 AUG 1989	12	10	1	23	11.92
8		SILVA Vivalde		2.00/6'7"	95/209	350	325	18 NOV 1990	20	1	2	23	11.92
9		PINHEIRO Leonardo		2.10/6'11"	103/227	360	335	9 FEB 1986	11	1	3	15	7.77
10		SILVA Alisson		2.08/6'10"	98/216	342	330	19 OCT 1987	11	5	2	18	9.33
11	L	MORAES Gian		1.70/5'7"	72/159	290	285	30 NOV 1988					
12		CIRQUERA Pablo		1.92/6'4"	93/205	340	325	2 DEC 1988	30		10	40	20.73
<b>Head Coach</b>			MARTINS Paulo			<b>Assistant Coach</b>			LUSTOSA Luiz Eduardo				

Results in this  
Universiade

Phase	Opponent	Sets	Points per Set
Preliminary	MAC	3 - 0	25-10, 25-11, 25-16
Preliminary	CHN	3 - 0	25-15, 25-16, 25-18
Preliminary	AUS	3 - 1	25-17, 28-26, 26-28, 25-13


**SUI - Switzerland** White

No.	C/L	Name	Shirt Name	Height m / ft in	Weight kg / lbs	Highest Reach		Date of Birth	Tournament Totals				
						Spike cm	Block cm		Spike	Block	Serve	Total	%
1		STEIGMEIER Sebastien		2.00/6'7"	100/220	358	330	5 JUL 1989	50	2	10	62	32.29
3		GIGER Reto		1.94/6'4"	82/181	340	310	5 AUG 1991	3	3	2	8	4.17
4		WALZER Marc		1.99/6'6"	85/187	340	320	2 MAR 1990	11	4	3	18	9.38
5		WETZEL Elias		1.95/6'5"	88/194	346	319	12 MAY 1993	4		1	5	2.60
7		BALDY-MOULINIER Nicolas Christoph		1.94/6'4"	89/196	335	315	14 MAR 1989					
11		BRUEHWILER Roman		1.88/6'2"	80/176	340	315	14 AUG 1987	26	6	2	34	17.71
12		HAENGGI Christoph		1.94/6'4"	80/176	340	315	18 JUL 1993	15	11	3	29	15.10
14	C	CARREL Julien		1.88/6'2"	72/159	330	310	19 JUL 1988	1	1	4	6	3.13
15	L	VAUTIER Joris		1.81/5'11"	67/148	315	305	12 JUN 1990					
16		BRANDER Fabian		1.96/6'5"	82/181	345	322	16 APR 1987	22		2	24	12.50
17		EHRAT Samuel		2.00/6'7"	81/179	345	320	20 APR 1992		1		1	0.52
18		CHANDON Yohan		1.90/6'3"	81/179	330	305	24 AUG 1988	5			5	2.60
<b>Head Coach</b>			BETTELLO Dario			<b>Assistant Coach</b>			DUFAUX Michel				

Results in this  
Universiade

Phase	Opponent	Sets	Points per Set
Preliminary	AUS	3 - 2	24-26, 25-22, 25-18, 22-25, 15-10
Preliminary	POL	0 - 3	17-25, 19-25, 17-25
Preliminary	CHN	3 - 1	28-30, 25-21, 25-18, 25-15

<b>LEGEND</b>	%	Percent of total team scoring	C	Team Captain	L	Libero Player
---------------	---	-------------------------------	---	--------------	---	---------------

Timing and Results provided by  **TISSOT**



Match No: 28

**Match Results**  
 Результат / Отчет о матче

Match Duration: 1h 58m  
 Attendance: 550

**BRA vs SUI**  
 3 1

Teams	Sets	1	2	3	4	Total
BRA	3	25	25	21	25	96
SUI	1	23	21	25	14	83
	Playing Time	27m	28m	30m	24m	1h 49m

First Referee: KNIZHNIKOV Nikolay (RUS)

Second Referee: GALE Michael (USA)

BRA - Brazil									
No	C/L	Name	1	2	3	4	5	Pts	
1		JERONYMO Fabiano	2	1	2	1		4	
2		SOARES Igor			12				
3		CRUVINEL Renato	8		9	8			
4		SILVA Hugo							
5		SILVA Petrus			7	6		3	
6		PERES Victor	6	5	6	5		9	
7	C	LIMA Lucas	1	6	1			7	
8		SILVA Vivalde	5	4	1	4		7	
9		PINHEIRO Leonardo	1	8	5	1		7	
10		SILVA Alisson	4	3	4	3		8	
11	L	MORAES Gian	L	L	L	L			
12		CIRQUERA Pablo	3	2	3	2		18	
Head Coach		MARTINS Paulo							
Assistant Coach		LUSTOSA Luiz Eduardo							

SUI - Switzerland									
No	C/L	Name	1	2	3	4	5	Pts	
1		STEIGMEIER Sebastien	5	5	4	3		18	
3		GIGER Reto	2	2	1	1		3	
4		WALZER Marc	4	4	3	2		7	
5		WETZEL Elias				14			
7		BALDY-MOULINIER Nicolas Christoph		4	2	1		4	
11		BRUEHWILER Roman	6	6	5	4		9	
12		HAENGGI Christoph	1	1				1	
14	C	CARREL Julien	3		3	6		3	
15	L	VAUTIER Joris	L	L	L	L			
16		BRANDER Fabian	3	3				4	
17		EHRAT Samuel		12	6	5		5	
18		CHANDON Yohan	12		4	11			
Head Coach		BETTELLO Dario							
Assistant Coach		DUFAUX Michel							

**TEAM AND PLAYER PERFORMANCES**

Won	Total Atts	No Name
47	106	Total Team
18	35	12 CIRQUERA Pablo
9	22	6 PERES Victor
6	13	8 SILVA Vivalde
11	54	Total Team
3	14	10 SILVA Alisson
2	4	1 JERONYMO Fabiano
2	16	7 LIMA Lucas
5	95	Total Team
2	17	10 SILVA Alisson
1	13	7 LIMA Lucas
1	8	8 SILVA Vivalde
33		Total Team
96	255	Total Team
18	54	12 CIRQUERA Pablo
105 km/h		8 SILVA Vivalde

Scoring Skills
Spike
Block
Serve
Opp Error
Total
Best Scorer
Fastest Serve

Won	Total Atts	No Name
43	112	Total Team
18	41	1 STEIGMEIER Sebastien
7	25	11 BRUEHWILER Roman
6	9	4 WALZER Marc
8	54	Total Team
2	6	14 CARREL Julien
2	7	11 BRUEHWILER Roman
1	8	3 GIGER Reto
3	84	Total Team
2	11	3 GIGER Reto
1	8	7 BALDY-MOULINIER Nicolas Christoph
29		Total Team
83	250	Total Team
18	61	1 STEIGMEIER Sebastien
107 km/h		11 BRUEHWILER Roman

LEGEND			
Atts	Attempts	C	Team Captain
L	Libero player	L	Substitute libero
n	Starting line-up where n = starting position on court (i.e. positions 1 to 6)	nn	Substitute where nn = jersey number of out going player
Opp	Opponent	Pts	Points scored

Timing and Results provided by TISSOT



WED 10 JUL 2013  
13:00  
14:58

Match No: 28

### Match Statistics

статистика

Match Duration: 1h 58m  
Attendance: 550

**BRA vs SUI**  
3 1

Teams	Sets	1	2	3	4	Total
<b>BRA</b>	<b>3</b>	25	25	21	25	96
<b>SUI</b>	<b>1</b>	23	21	25	14	83
<b>Playing Time</b>		27m	28m	30m	24m	1h 49m

First Referee: KNIZHNIKOV Nikolay (RUS)


Second Referee: GALE Michael (USA)

### BRA - Brazil


Scoring Spike

<b>Limit</b>
<b>15.00%</b>

Rk	No	Name	Spikes	Faults	Shots	Total Attempts	Eff %
1	12	CIRQUERA Pablo	18	3	14	35	42.86
2	6	PERES Victor	9	4	9	22	22.73
	9	PINHEIRO Leonardo	5	4	5	14	
	8	SILVA Vivalde	6	5	2	13	
	10	SILVA Alisson	3	2	4	9	
	7	LIMA Lucas	4	1	1	6	
	5	SILVA Petrus	1	-	2	3	
	1	JERONYMO Fabiano	1	-	1	2	
	2	SOARES Igor	-	2	-	2	
	3	CRUVINEL Renato	-	-	-	-	
	4	SILVA Hugo	-	-	-	-	
	11	MORAES Gian	-	-	-	-	
<b>Team Totals</b>			<b>47</b>	<b>21</b>	<b>38</b>	<b>106</b>	<b>24.53</b>

Scoring Block



Rk	No	Name	Kill Blocks	Faults	Rebounds	Total Attempts	Avg by Set
1	10	SILVA Alisson	3	7	4	14	0.75
2	7	LIMA Lucas	2	5	9	16	0.50
2	5	SILVA Petrus	2	4	2	8	0.50
2	9	PINHEIRO Leonardo	2	3	-	5	0.50
2	1	JERONYMO Fabiano	2	1	1	4	0.50
6	12	CIRQUERA Pablo	-	-	3	3	0.00
6	6	PERES Victor	-	1	1	2	0.00
6	2	SOARES Igor	-	-	1	1	0.00
6	8	SILVA Vivalde	-	-	1	1	0.00
	3	CRUVINEL Renato	-	-	-	-	
	4	SILVA Hugo	-	-	-	-	
	11	MORAES Gian	-	-	-	-	
<b>Team Totals</b>			<b>11</b>	<b>21</b>	<b>22</b>	<b>54</b>	<b>2.75</b>

Scoring Service


Rk	No	Name	Aces	Faults	Serve Hits	Total Attempts	Avg by Set
1	10	SILVA Alisson	2	1	14	17	0.50
2	1	JERONYMO Fabiano	1	5	11	17	0.25
2	7	LIMA Lucas	1	1	11	13	0.25
2	8	SILVA Vivalde	1	2	5	8	0.25
5	12	CIRQUERA Pablo	-	5	11	16	0.00
5	6	PERES Victor	-	-	13	13	0.00
5	9	PINHEIRO Leonardo	-	1	3	4	0.00
5	3	CRUVINEL Renato	-	-	3	3	0.00
5	5	SILVA Petrus	-	-	3	3	0.00
5	2	SOARES Igor	-	-	1	1	0.00
	4	SILVA Hugo	-	-	-	-	
	11	MORAES Gian	-	-	-	-	
<b>Team Totals</b>			<b>5</b>	<b>15</b>	<b>75</b>	<b>95</b>	<b>1.25</b>

Team

Opponent Errors & Team Faults	33	1
-------------------------------	----	---

Timing and Results provided by  **TISSOT**



WED 10 JUL 2013  
13:00  
14:58

Match No: 28

### Match Statistics

статистика

Match Duration: 1h 58m  
Attendance: 550


**BRA vs SUI**  
3 1

Teams	Sets	1	2	3	4	Total
<b>BRA</b>	<b>3</b>	25	25	21	25	96
<b>SUI</b>	<b>1</b>	23	21	25	14	83
<b>Playing Time</b>		27m	28m	30m	24m	1h 49m

First Referee: KNIZHNIKOV Nikolay (RUS)

Second Referee: GALE Michael (USA)

### BRA - Brazil

Non-Scoring Dig


Rk	No	Name	Digs	Faults	Receptions	Total Attempts	Avg by Set
1	11	MORAES Gian	3	2	10	15	0.75
2	12	CIRQUERA Pablo	2	3	3	8	0.50
3	1	JERONYMO Fabiano	1	5	5	11	0.25
3	6	PERES Victor	1	2	6	9	0.25
3	7	LIMA Lucas	1	2	2	5	0.25
3	8	SILVA Vivalde	1	2	2	5	0.25
3	9	PINHEIRO Leonardo	1	3	-	4	0.25
3	3	CRUVINEL Renato	1	-	1	2	0.25
9	10	SILVA Alisson	-	2	3	5	0.00
9	2	SOARES Igor	-	-	4	4	0.00
	4	SILVA Hugo	-	-	-	-	-
	5	SILVA Petrus	-	-	-	-	-
<b>Team Totals</b>			11	21	36	68	2.75


Non-Scoring Set


Rk	No	Name	Running Sets	Faults	Still Sets	Total Attempts	Avg by Set
1	1	JERONYMO Fabiano	33	-	31	64	8.25
2	3	CRUVINEL Renato	5	-	11	16	1.25
3	8	SILVA Vivalde	2	-	-	2	0.50
4	11	MORAES Gian	1	-	7	8	0.25
4	6	PERES Victor	1	-	2	3	0.25
4	10	SILVA Alisson	1	-	1	2	0.25
4	12	CIRQUERA Pablo	1	-	1	2	0.25
4	7	LIMA Lucas	1	-	-	1	0.25
	2	SOARES Igor	-	-	-	-	-
	4	SILVA Hugo	-	-	-	-	-
	5	SILVA Petrus	-	-	-	-	-
	9	PINHEIRO Leonardo	-	-	-	-	-
<b>Team Totals</b>			45		53	98	11.25

Non-Scoring Reception

<b>Limit</b> 25.00%

Rk	No	Name	Excellents	Faults	Serve Receptions	Total Attempts	Succ %
1	12	CIRQUERA Pablo	17	-	7	24	70.83
2	6	PERES Victor	8	2	12	22	36.36
	11	MORAES Gian	8	-	6	14	
	2	SOARES Igor	-	-	1	1	
	1	JERONYMO Fabiano	-	-	-	-	
	3	CRUVINEL Renato	-	-	-	-	
	4	SILVA Hugo	-	-	-	-	
	5	SILVA Petrus	-	-	-	-	
	7	LIMA Lucas	-	-	-	-	
	8	SILVA Vivalde	-	-	-	-	
	9	PINHEIRO Leonardo	-	-	-	-	
	10	SILVA Alisson	-	-	-	-	
<b>Team Totals</b>			33	2	26	61	54.10

Timing and Results provided by  TISSOT





Match No: 28

### Match Statistics

статистика

Match Duration: 1h 58m  
Attendance: 550

**BRA vs SUI**  
3 1

Teams	Sets	1	2	3	4	Total
<b>BRA</b>	<b>3</b>	25	25	21	25	96
<b>SUI</b>	<b>1</b>	23	21	25	14	83
<b>Playing Time</b>		27m	28m	30m	24m	1h 49m

First Referee: KNIZHNIKOV Nikolay (RUS)


Second Referee: GALE Michael (USA)

### SUI - Switzerland

Scoring Spike

<b>Limit</b>
<b>15.00%</b>

Rk	No	Name	Spikes	Faults	Shots	Total Attempts	Eff %
1	1	STEIGMEIER Sebastien	18	6	17	41	29.27
	11	BRUEHWILER Roman	7	9	9	25	
	16	BRANDER Fabian	3	1	7	11	
	4	WALZER Marc	6	2	1	9	
	17	EHRAT Samuel	5	1	2	8	
	7	BALDY-MOULINIER Nicolas Christoph	2	2	3	7	
	12	HAENGGI Christoph	1	1	2	4	
	5	WETZEL Elias	-	-	2	2	
	14	CARREL Julien	1	-	1	2	
	18	CHANDON Yohan	-	2	-	2	
	3	GIGER Reto	-	-	1	1	
	15	VAUTIER Joris	-	-	-	-	
<b>Team Totals</b>			<b>43</b>	<b>24</b>	<b>45</b>	<b>112</b>	<b>16.96</b>

Scoring Block


Rk	No	Name	Kill Blocks	Faults	Rebounds	Total Attempts	Avg by Set
1	11	BRUEHWILER Roman	2	2	3	7	0.50
1	14	CARREL Julien	2	1	3	6	0.50
3	4	WALZER Marc	1	6	2	9	0.25
3	3	GIGER Reto	1	3	4	8	0.25
3	7	BALDY-MOULINIER Nicolas Christoph	1	4	-	5	0.25
3	16	BRANDER Fabian	1	2	1	4	0.25
7	17	EHRAT Samuel	-	5	1	6	0.00
7	1	STEIGMEIER Sebastien	-	4	1	5	0.00
7	12	HAENGGI Christoph	-	4	-	4	0.00
	5	WETZEL Elias	-	-	-	-	
	15	VAUTIER Joris	-	-	-	-	
	18	CHANDON Yohan	-	-	-	-	
<b>Team Totals</b>			<b>8</b>	<b>31</b>	<b>15</b>	<b>54</b>	<b>2.00</b>

Scoring Service


Rk	No	Name	Aces	Faults	Serve Hits	Total Attempts	Avg by Set
1	3	GIGER Reto	2	6	3	11	0.50
2	7	BALDY-MOULINIER Nicolas Christoph	1	2	5	8	0.25
3	1	STEIGMEIER Sebastien	-	5	10	15	0.00
3	11	BRUEHWILER Roman	-	4	7	11	0.00
3	4	WALZER Marc	-	1	8	9	0.00
3	16	BRANDER Fabian	-	1	8	9	0.00
3	17	EHRAT Samuel	-	-	8	8	0.00
3	14	CARREL Julien	-	-	6	6	0.00
3	18	CHANDON Yohan	-	-	4	4	0.00
3	12	HAENGGI Christoph	-	-	2	2	0.00
3	5	WETZEL Elias	-	-	1	1	0.00
	15	VAUTIER Joris	-	-	-	-	
<b>Team Totals</b>			<b>3</b>	<b>19</b>	<b>62</b>	<b>84</b>	<b>0.75</b>

Team

Opponent Errors & Team Faults	
	29

Timing and Results provided by  **TISSOT**





WED 10 JUL 2013  
13:00  
14:58

Match No: 28

### Match Statistics

статистика

Match Duration: 1h 58m  
Attendance: 550


**BRA vs SUI**  
3 1

Teams	Sets	1	2	3	4	Total
<b>BRA</b>	<b>3</b>	25	25	21	25	96
<b>SUI</b>	<b>1</b>	23	21	25	14	83
<b>Playing Time</b>		27m	28m	30m	24m	1h 49m


First Referee: KNIZHNIKOV Nikolay (RUS)

Second Referee: GALE Michael (USA)

### SUI - Switzerland

Non-Scoring Dig


Rk	No	Name	Digs	Faults	Receptions	Total Attempts	Avg by Set
1	15	VAUTIER Joris	3	1	7	11	0.75
1	1	STEIGMEIER Sebastien	3	3	5	11	0.75
3	16	BRANDER Fabian	2	4	2	8	0.50
4	11	BRUEHWILER Roman	1	1	5	7	0.25
4	7	BALDY-MOULINIER Nicolas Christoph	1	-	2	3	0.25
6	14	CARREL Julien	-	3	6	9	0.00
6	3	GIGER Reto	-	3	3	6	0.00
6	17	EHRAT Samuel	-	1	2	3	0.00
6	18	CHANDON Yohan	-	-	1	1	0.00
	4	WALZER Marc	-	-	-	-	-
	5	WETZEL Elias	-	-	-	-	-
	12	HAENGGI Christoph	-	-	-	-	-
<b>Team Totals</b>			<b>10</b>	<b>16</b>	<b>33</b>	<b>59</b>	<b>2.50</b>

Non-Scoring Set


Rk	No	Name	Running Sets	Faults	Still Sets	Total Attempts	Avg by Set
1	3	GIGER Reto	23	1	23	47	5.75
2	14	CARREL Julien	15	-	27	42	3.75
3	17	EHRAT Samuel	1	-	3	4	0.25
3	4	WALZER Marc	1	-	2	3	0.25
3	11	BRUEHWILER Roman	1	-	1	2	0.25
6	15	VAUTIER Joris	-	-	4	4	0.00
6	1	STEIGMEIER Sebastien	-	-	2	2	0.00
6	5	WETZEL Elias	-	-	1	1	0.00
6	16	BRANDER Fabian	-	-	1	1	0.00
6	18	CHANDON Yohan	-	-	1	1	0.00
	7	BALDY-MOULINIER Nicolas Christoph	-	-	-	-	-
	12	HAENGGI Christoph	-	-	-	-	-
<b>Team Totals</b>			<b>41</b>	<b>1</b>	<b>65</b>	<b>107</b>	<b>10.25</b>

Non-Scoring Reception

<b>Limit</b>
<b>25.00%</b>

Rk	No	Name	Excellents	Faults	Serve Receptions	Total Attempts	Succ %
1	7	BALDY-MOULINIER Nicolas Christoph	14	-	6	20	70.00
2	16	BRANDER Fabian	17	-	8	25	68.00
3	11	BRUEHWILER Roman	7	1	8	16	43.75
	15	VAUTIER Joris	7	3	4	14	
	4	WALZER Marc	2	-	-	2	
	18	CHANDON Yohan	1	-	1	2	
	3	GIGER Reto	-	1	-	1	
	1	STEIGMEIER Sebastien	-	-	-	-	
	5	WETZEL Elias	-	-	-	-	
	12	HAENGGI Christoph	-	-	-	-	
	14	CARREL Julien	-	-	-	-	
	17	EHRAT Samuel	-	-	-	-	
<b>Team Totals</b>			<b>48</b>	<b>5</b>	<b>27</b>	<b>80</b>	<b>60.00</b>

LEGEND Avg Average Eff% Efficiency Rk Rank Succ% Success %

Timing and Results provided by  TISSOT



Match No: 33

### Start List

Стартовый список

## MAC vs CHN

First Referee: VANAVESKI Kristjan (EST)

Second Referee: BAKUNOVICH Yury (BLR)

### MAC - Macau Green

No.	C/L	Name	Shirt Name	Height m / ft in	Weight kg / lbs	Highest Reach		Date of Birth	Tournament Totals				
						Spike cm	Block cm		Spike	Block	Serve	Total	%
3		CHAN Weng lo	CHAN W I	1.87/6'2"	72/159	310	310	16 AUG 1987	7	2		9	15.00
4		WONG Wai Hei	WONG W H	1.72/5'8"	65/143	300	290	14 JUN 1994	5	1		6	10.00
5	C	KAN Chou Pui	KAN C P	1.76/5'9"	70/154	305	300	1 OCT 1987	7		1	8	13.33
6		LAM Man Tek	LAM M T	1.73/5'8"	71/157	300	295	23 JUL 1987					
7		CHOI Wai Kit	CHOI W K	1.89/6'2"	82/181	320	310	13 MAY 1987	8	2	1	11	18.33
9		LEONG Kuan Kin	LEONG K K	1.77/5'10"	65/143	300	300	13 JUN 1989					
11		IEONG I Kit	IEONG I K	1.83/6'0"	98/216	305	298	2 SEP 1987	2	1		3	5.00
12		LAM Lok Hang	LAM L H	1.91/6'3"	82/181	330	310	20 MAR 1991	17	1		18	30.00
13	L	CHIANG Sio Man	CHIANG S M	1.63/5'4"	59/130	270	300	22 JUL 1989					
14		LEONG On Tek	LEONG O T	1.85/6'1"	83/183	300	298	8 JAN 1990	3			3	5.00
17		WONG Chon Hang	WONG C H	1.73/5'8"	70/154	260	260	21 AUG 1991	2			2	3.33
18	L	CHAN Ka Hei	CHAN K H	1.80/5'11"	78/172	330	305	7 DEC 1988					

Head Coach NG Wai Keong

Assistant Coach CHAN Man Kan

#### Results in this Universiade

Phase	Opponent	Sets	Points per Set
Preliminary	BRA	0 - 3	10-25, 11-25, 16-25
Preliminary	AUS	0 - 3	10-25, 17-25, 15-25
Preliminary	POL	0 - 3	6-25, 11-25, 17-25

### CHN - China Red

No.	C/L	Name	Shirt Name	Height m / ft in	Weight kg / lbs	Highest Reach		Date of Birth	Tournament Totals				
						Spike cm	Block cm		Spike	Block	Serve	Total	%
1		TANG Pishengyu		1.90/6'3"	85/187	340	320	13 APR 1995	12			12	10.43
2		LI Chenhao		1.94/6'4"	83/183	310	300	19 APR 1993	22	2	3	27	23.48
3		LIN Bo		1.99/6'6"	100/220	350	330	4 JUL 1988	8	6		14	12.17
4		CAO Hailun		1.94/6'4"	88/194	320	310	4 MAY 1993	17	3	3	23	20.00
5		WANG Yang		1.95/6'5"	85/187	335	320	28 FEB 1993	2			2	1.74
8	C	SUN Yubo		1.97/6'6"	110/243	330	320	3 MAR 1990	3	5		8	6.96
9		WANG Xi		1.87/6'2"	87/192	330	320	11 JAN 1990	10			10	8.70
10		SUN Gongping		1.87/6'2"	85/187	330	320	12 JUL 1991					
11		YUAN Huilong		1.98/6'6"	85/187	350	330	26 OCT 1993	15	2	1	18	15.65
12		KANG Long		1.93/6'4"	98/216	325	315	15 MAY 1988	1			1	0.87
18	L	XU Xin		1.88/6'2"	80/176	320	310	10 OCT 1992					

Head Coach CHEN Xingbiao


Assistant Coach SUN Guomin

#### Results in this Universiade

Phase	Opponent	Sets	Points per Set
Preliminary	POL	0 - 3	19-25, 13-25, 10-25
Preliminary	BRA	0 - 3	15-25, 16-25, 18-25
Preliminary	SUI	1 - 3	30-28, 21-25, 18-25, 15-25

#### LEGEND

% Percent of total team scoring    C Team Captain    L Libero Player

Timing and Results provided by  TISSOT



Match No: 33

### Match Results

Результат / Отчет о матче

Match Duration: 1h 38m  
Attendance: 90

## MAC vs CHN

1 3

Teams	Sets	1	2	3	4	Total
MAC	1	22	14	25	8	69
CHN	3	25	25	19	25	94
	Playing Time	25m	21m	24m	19m	1h 29m

First Referee: VANAVESKI Kristjan (EST)

Second Referee: BAKUNOVICH Yury (BLR)

MAC - Macau								
No	C/L	Name	1	2	3	4	5	Pts
3		CHAN Weng lo	6	1	3	3		4
4		WONG Wai Hei	5	5	2	2		8
5	C	KAN Chou Pui	2	6				2
6		LAM Man Tek						
7		CHOI Wai Kit	17	2	4	4		6
9		LEONG Kuan Kin			6	6		2
11		IEONG I Kit	4		17	7		2
12		LAM Lok Hang	3	3	5	5		12
13	L	CHIANG Sio Man		L	L	L		
14		LEONG On Tek	4	4		17		
17		WONG Chon Hang	1	4	1	1		1
18	L	CHAN Ka Hei	L	L	L	L		
Head Coach		NG Wai Keong						
Assistant Coach		CHAN Man Kan						

CHN - China								
No	C/L	Name	1	2	3	4	5	Pts
1		TANG Pishengyu			4			2
2		LI Chenhao	2	1	2	1		11
3		LIN Bo	3	2	3	2		11
4		CAO Hailun	4	3	4	3		16
5		WANG Yang						
8	C	SUN Yubo	1	6	1	6		7
9		WANG Xi	5	4	5	4		7
10		SUN Gongping			8	8		
11		YUAN Huilong	6	5	6	5		14
12		KANG Long						
18	L	XU Xin	L	L	L	L		
Head Coach		CHEN Xingbiao						
Assistant Coach		SUN Guomin						


### TEAM AND PLAYER PERFORMANCES

Won	Total Atts	No Name	Scoring Skills	Won	Total Atts	No Name
32	94	<b>Total Team</b>		47	93	<b>Total Team</b>
12	29	12 LAM Lok Hang	Spike	12	20	4 CAO Hailun
8	20	4 WONG Wai Hei		9	13	11 YUAN Huilong
5	14	7 CHOI Wai Kit		8	20	2 LI Chenhao
2	47	<b>Total Team</b>	Block	14	50	<b>Total Team</b>
1	4	11 IEONG I Kit		5	10	11 YUAN Huilong
1	5	7 CHOI Wai Kit		3	13	3 LIN Bo
3	69	<b>Total Team</b>	Serve	3	7	4 CAO Hailun
1	6	5 KAN Chou Pui		7	94	<b>Total Team</b>
1	7	17 WONG Chon Hang		3	15	8 SUN Yubo
1	5	9 LEONG Kuan Kin	1	17	3 LIN Bo	
32		<b>Total Team</b>	Opp Error	1	17	2 LI Chenhao
69	210	<b>Total Team</b>		26		<b>Total Team</b>
			Total	94	237	<b>Total Team</b>
12	49	12 LAM Lok Hang		Best Scorer	16	36

#### LEGEND

Atts Attempts  
L Libero player  
n Starting line-up where n = starting position on court (i.e. positions 1 to 6)  
Opp Opponent

C Team Captain  
L Substitute libero  
nn Substitute where nn = jersey number of out going player  
Pts Points scored

Timing and Results provided by  TISSOT



WED 10 JUL 2013  
15:00  
16:38

Match No: 33

### Match Statistics

статистика

Match Duration: 1h 38m  
Attendance: 90

### MAC vs CHN

1 3

Teams	Sets	1	2	3	4	Total
MAC	1	22	14	25	8	69
CHN	3	25	25	19	25	94
	Playing Time	25m	21m	24m	19m	1h 29m

First Referee: VANAVESKI Kristjan (EST)


Second Referee: BAKUNOVICH Yury (BLR)

### MAC - Macau


Scoring Spike

Limit 15.00%

Rk	No	Name	Spikes	Faults	Shots	Total Attempts	Eff %
1	12	LAM Lok Hang	12	9	8	29	10.34
1	4	WONG Wai Hei	8	6	6	20	10.00
	7	CHOI Wai Kit	5	3	6	14	
	3	CHAN Weng lo	4	1	8	13	
	5	KAN Chou Pui	1	3	2	6	
	11	IEONG I Kit	1	2	2	5	
	9	LEONG Kuan Kin	1	1	1	3	
	14	LEONG On Tek	-	1	2	3	
	17	WONG Chon Hang	-	-	1	1	
	6	LAM Man Tek	-	-	-	-	
	13	CHIANG Sio Man	-	-	-	-	
	18	CHAN Ka Hei	-	-	-	-	
<b>Team Totals</b>			32	26	36	94	6.38

Scoring Block



Rk	No	Name	Kill Blocks	Faults	Rebounds	Total Attempts	Avg by Set
1	7	CHOI Wai Kit	1	4	-	5	0.25
1	11	IEONG I Kit	1	2	1	4	0.25
3	3	CHAN Weng lo	-	9	2	11	0.00
3	12	LAM Lok Hang	-	6	3	9	0.00
3	4	WONG Wai Hei	-	3	4	7	0.00
3	14	LEONG On Tek	-	4	1	5	0.00
3	9	LEONG Kuan Kin	-	3	-	3	0.00
3	5	KAN Chou Pui	-	2	-	2	0.00
3	17	WONG Chon Hang	-	1	-	1	0.00
	6	LAM Man Tek	-	-	-	-	
	13	CHIANG Sio Man	-	-	-	-	
	18	CHAN Ka Hei	-	-	-	-	
<b>Team Totals</b>			2	34	11	47	0.50

Scoring Service


Rk	No	Name	Aces	Faults	Serve Hits	Total Attempts	Avg by Set
1	17	WONG Chon Hang	1	-	6	7	0.25
1	5	KAN Chou Pui	1	-	5	6	0.25
1	9	LEONG Kuan Kin	1	1	3	5	0.25
4	3	CHAN Weng lo	-	2	12	14	0.00
4	12	LAM Lok Hang	-	4	7	11	0.00
4	11	IEONG I Kit	-	1	8	9	0.00
4	7	CHOI Wai Kit	-	3	6	9	0.00
4	4	WONG Wai Hei	-	3	3	6	0.00
4	14	LEONG On Tek	-	-	2	2	0.00
	6	LAM Man Tek	-	-	-	-	
	13	CHIANG Sio Man	-	-	-	-	
	18	CHAN Ka Hei	-	-	-	-	
<b>Team Totals</b>			3	14	52	69	0.75

Team

Opponent Errors & Team Faults	32
-------------------------------	----

Timing and Results provided by  TISSOT



WED 10 JUL 2013  
15:00  
16:38

Match No: 33

### Match Statistics

статистика

Match Duration: 1h 38m  
Attendance: 90

### MAC vs CHN


1 3

Teams	Sets	1	2	3	4	Total
MAC	1	22	14	25	8	69
CHN	3	25	25	19	25	94
Playing Time		25m	21m	24m	19m	1h 29m

First Referee: VANAVESKI Kristjan (EST)

Second Referee: BAKUNOVICH Yury (BLR)

### MAC - Macau

Non-Scoring Dig


Rk	No	Name	Digs	Faults	Receptions	Total Attempts	Avg by Set
1	18	CHAN Ka Hei	3	5	2	10	0.75
2	13	CHIANG Sio Man	2	-	4	6	0.50
3	17	WONG Chon Hang	1	4	3	8	0.25
3	12	LAM Lok Hang	1	2	4	7	0.25
3	3	CHAN Weng lo	1	-	1	2	0.25
6	7	CHOI Wai Kit	-	-	8	8	0.00
6	5	KAN Chou Pui	-	1	2	3	0.00
6	11	IEONG I Kit	-	1	2	3	0.00
6	14	LEONG On Tek	-	-	2	2	0.00
6	4	WONG Wai Hei	-	-	1	1	0.00
6	9	LEONG Kuan Kin	-	-	1	1	0.00
6	6	LAM Man Tek	-	-	-	-	-
<b>Team Totals</b>			8	13	30	51	2.00


Non-Scoring Set


Rk	No	Name	Running Sets	Faults	Still Sets	Total Attempts	Avg by Set
1	17	WONG Chon Hang	24	-	24	48	6.00
2	7	CHOI Wai Kit	3	-	14	17	0.75
3	14	LEONG On Tek	1	-	7	8	0.25
3	11	IEONG I Kit	1	-	1	2	0.25
3	12	LAM Lok Hang	1	-	1	2	0.25
6	18	CHAN Ka Hei	-	-	2	2	0.00
6	5	KAN Chou Pui	-	-	1	1	0.00
6	13	CHIANG Sio Man	-	-	1	1	0.00
6	3	CHAN Weng lo	-	-	-	-	-
6	4	WONG Wai Hei	-	-	-	-	-
6	6	LAM Man Tek	-	-	-	-	-
6	9	LEONG Kuan Kin	-	-	-	-	-
<b>Team Totals</b>			30	-	51	81	7.50

Non-Scoring Reception

<b>Limit</b> 25.00%

Rk	No	Name	Excellents	Faults	Serve Receptions	Total Attempts	Succ %
4	4	WONG Wai Hei	12	1	5	18	
12	12	LAM Lok Hang	8	3	5	16	
18	18	CHAN Ka Hei	4	2	9	15	
13	13	CHIANG Sio Man	5	-	5	10	
5	5	KAN Chou Pui	5	-	4	9	
11	11	IEONG I Kit	1	-	5	6	
7	7	CHOI Wai Kit	-	1	1	2	
3	3	CHAN Weng lo	-	-	-	-	
6	6	LAM Man Tek	-	-	-	-	
9	9	LEONG Kuan Kin	-	-	-	-	
14	14	LEONG On Tek	-	-	-	-	
17	17	WONG Chon Hang	-	-	-	-	
<b>Team Totals</b>			35	7	34	76	46.05

Timing and Results provided by  TISSOT



WED 10 JUL 2013  
15:00  
16:38

Match No: 33

### Match Statistics

статистика

Match Duration: 1h 38m  
Attendance: 90

### MAC vs CHN

1 3

Teams	Sets	1	2	3	4	Total
MAC	1	22	14	25	8	69
CHN	3	25	25	19	25	94
	Playing Time	25m	21m	24m	19m	1h 29m

First Referee: VANAVESKI Kristjan (EST)


Second Referee: BAKUNOVICH Yury (BLR)

### CHN - China


Scoring Spike

Limit
15.00%

Rk	No	Name	Spikes	Faults	Shots	Total Attempts	Eff %
1	4	CAO Hailun	12	1	7	20	55.00
2	2	LI Chenhao	8	5	7	20	15.00
3	9	WANG Xi	6	4	8	18	11.11
	3	LIN Bo	7	1	6	14	
	11	YUAN Huilong	9	1	3	13	
	8	SUN Yubo	3	-	2	5	
	1	TANG Pishengyu	2	1	-	3	
	5	WANG Yang	-	-	-	-	
	10	SUN Gongping	-	-	-	-	
	12	KANG Long	-	-	-	-	
	18	XU Xin	-	-	-	-	
<b>Team Totals</b>			47	13	33	93	36.56

Scoring Block


Rk	No	Name	Kill Blocks	Faults	Rebounds	Total Attempts	Avg by Set
1	11	YUAN Huilong	5	5	-	10	1.25
2	3	LIN Bo	3	3	7	13	0.75
2	4	CAO Hailun	3	3	1	7	0.75
4	2	LI Chenhao	2	3	-	5	0.50
5	8	SUN Yubo	1	3	3	7	0.25
6	9	WANG Xi	-	5	1	6	0.00
6	1	TANG Pishengyu	-	1	-	1	0.00
6	10	SUN Gongping	-	1	-	1	0.00
	5	WANG Yang	-	-	-	-	
	12	KANG Long	-	-	-	-	
	18	XU Xin	-	-	-	-	
<b>Team Totals</b>			14	24	12	50	3.50

Scoring Service


Rk	No	Name	Aces	Faults	Serve Hits	Total Attempts	Avg by Set
1	8	SUN Yubo	3	3	9	15	0.75
2	3	LIN Bo	1	-	16	17	0.25
2	2	LI Chenhao	1	2	14	17	0.25
2	9	WANG Xi	1	3	11	15	0.25
2	4	CAO Hailun	1	4	4	9	0.25
6	11	YUAN Huilong	-	-	10	10	0.00
6	10	SUN Gongping	-	1	7	8	0.00
6	1	TANG Pishengyu	-	-	3	3	0.00
	5	WANG Yang	-	-	-	-	
	12	KANG Long	-	-	-	-	
	18	XU Xin	-	-	-	-	
<b>Team Totals</b>			7	13	74	94	1.75

Team
<b>Opponent Errors &amp; Team Faults</b>

26	3
----	---





WED 10 JUL 2013  
15:00  
16:38

Match No: 33

### Match Statistics

статистика

Match Duration: 1h 38m  
Attendance: 90

### MAC vs CHN


1 3

Teams	Sets	1	2	3	4	Total
MAC	1	22	14	25	8	69
CHN	3	25	25	19	25	94
	Playing Time	25m	21m	24m	19m	1h 29m


First Referee: VANAVESKI Kristjan (EST)

Second Referee: BAKUNOVICH Yury (BLR)

### CHN - China

Non-Scoring Dig


Rk	No	Name	Digs	Faults	Receptions	Total Attempts	Avg by Set
1	8	SUN Yubo	6	2	5	13	1.50
2	18	XU Xin	5	2	7	14	1.25
3	9	WANG Xi	3	2	5	10	0.75
3	2	LI Chenhao	3	-	3	6	0.75
5	4	CAO Hailun	2	2	-	4	0.50
6	3	LIN Bo	-	-	3	3	0.00
6	10	SUN Gongping	-	-	2	2	0.00
6	11	YUAN Huilong	-	-	2	2	0.00
	1	TANG Pishengyu	-	-	-	-	
	5	WANG Yang	-	-	-	-	
	12	KANG Long	-	-	-	-	
<b>Team Totals</b>			19	8	27	54	4.75

Non-Scoring Set



Rk	No	Name	Running Sets	Faults	Still Sets	Total Attempts	Avg by Set
1	8	SUN Yubo	30	3	26	59	7.50
2	10	SUN Gongping	5	1	5	11	1.25
3	4	CAO Hailun	1	1	7	9	0.25
3	2	LI Chenhao	1	-	2	3	0.25
3	18	XU Xin	1	-	-	1	0.25
6	3	LIN Bo	-	-	1	1	0.00
6	11	YUAN Huilong	-	-	1	1	0.00
	1	TANG Pishengyu	-	-	-	-	
	5	WANG Yang	-	-	-	-	
	9	WANG Xi	-	-	-	-	
	12	KANG Long	-	-	-	-	
<b>Team Totals</b>			38	5	42	85	9.50

Non-Scoring Reception

<b>Limit</b>
25.00%

Rk	No	Name	Excellents	Faults	Serve Receptions	Total Attempts	Succ %
1	2	LI Chenhao	8	-	11	19	42.11
2	18	XU Xin	8	2	10	20	40.00
	9	WANG Xi	6	1	8	15	
	1	TANG Pishengyu	-	-	-	-	
	3	LIN Bo	-	-	-	-	
	4	CAO Hailun	-	-	-	-	
	5	WANG Yang	-	-	-	-	
	8	SUN Yubo	-	-	-	-	
	10	SUN Gongping	-	-	-	-	
	11	YUAN Huilong	-	-	-	-	
	12	KANG Long	-	-	-	-	
<b>Team Totals</b>			22	3	29	54	40.74

LEGEND			
Avg	Eff%	Rk	Succ%
Average	Efficiency	Rank	Success %

Timing and Results provided by  TISSOT



Match No: 35

### Start List

Стартовый список

## AUS vs POL

First Referee: MOUSSEAU Malcolm Richard (CAN)

Second Referee: RYABTSOV Alexander (RUS)

### AUS - Australia Green

No.	C/L	Name	Shirt Name	Height m / ft in	Weight kg / lbs	Highest Reach		Date of Birth	Tournament Totals				
						Spike cm	Block cm		Spike	Block	Serve	Total	%
1		GRAHAM Beau	GRAHAM	2.01/6'7"	93/205	345	333	17 APR 1994	14	1	2	17	9.71
2		GUYMER Jacob	GUYMER	2.02/6'8"	87/192	351	332	21 JUN 1993	18	11	3	32	18.29
3		MORROW Christopher	MORROW	1.80/5'11"	69/152	301	280	4 OKT 1993	5	4		9	5.14
4		STAPLES Max	STAPLES	2.03/6'8"	100/220	350	339	27 JUL 1994	20	3		23	13.14
8		MILLERS Brad	MILLERS	2.00/6'7"	99/218	350	333	24 MAI 1994	2	2		4	2.29
10		BELL Benjamin	BELL	2.07/6'9"	100/220	350	337	24 FEB 1990	3	3	2	8	4.57
11	L	PERRY Luke	PERRY	2.02/6'8"	83/183	353	337	20 NOV 1995					
13		WALKER Samuel	WALKER	1.94/6'4"	83/183	358	345	19 FEB 1995	36	5		41	23.43
14	C	SUKOCHEV Grigory	SUKOCHEV	1.96/6'5"	85/187	342	330	18 FEB 1988	2	2	2	6	3.43
15		McMullin Alexander	MCMULLIN	2.00/6'7"	76/168	351	333	1 AUG 1995	7		2	9	5.14
16		SMITH Luke Dwi Putra	SMITH	2.01/6'7"	93/205	356	339	30 AUG 1990					
17		DOUGLAS-POWELL Thomas	TOM D-P	1.92/6'4"	85/187	356	332	16 SEP 1992	22	2	2	26	14.86
<b>Head Coach</b> ILOTT Daniel				<b>Assistant Coach</b> ROBERTSON Grant									

Results in this  
Universiade

Phase	Opponent	Sets	Points per Set
Preliminary	SUI	2 - 3	26-24, 22-25, 18-25, 25-22, 10-15
Preliminary	MAC	3 - 0	25-10, 25-17, 25-15
Preliminary	BRA	1 - 3	17-25, 26-28, 28-26, 13-25

### POL - Poland White

No.	C/L	Name	Shirt Name	Height m / ft in	Weight kg / lbs	Highest Reach		Date of Birth	Tournament Totals				
						Spike cm	Block cm		Spike	Block	Serve	Total	%
2		POPIK Kacper	POPIK	1.91/6'3"	83/183	330	320	19 OKT 1992	2		1	3	1.89
3	C	LOMACZ Grzegorz	LOMACZ	1.87/6'2"	92/203	339	320	1 OKT 1987	2	1	2	5	3.14
4		WLODARCZYK Wojciech	WLODARCZYK	2.00/6'7"	91/201	350	320	28 OKT 1990	16	2	1	19	11.95
5		KLOS Karol	KLOS	2.00/6'7"	85/187	365	338	8 AUG 1989	16	6	9	31	19.50
7		HEBDA Milosz	HEBDA	2.07/6'9"	94/207	350	328	11 MRZ 1991	16	2	3	21	13.21
10		ZALINSKI Wojciech	ZALINSKI	2.07/6'9"	98/216	350	330	19 FEB 1990	15	2	1	18	11.32
11		ZAJDER Maciej	ZAJDER	2.02/6'8"	100/220	345	325	31 JAN 1988	10	8	4	22	13.84
12		BOCIEK Grzegorz	BOCIEK	2.06/6'9"	114/251	363	340	6 JUN 1991	17	4	1	22	13.84
13		WIERZBOWSKI Krzysztof	WIERZBOWSKI	1.97/6'6"	95/209	340	315	18 JUL 1988	6	1		7	4.40
15		FERENS Wojciech	FERENS	1.94/6'4"	95/209	350	320	5 APR 1991	7	2	2	11	6.92
16		HAIN Piotr	HAIN	2.07/6'9"	100/220	354	330	26 FEB 1991					
18	L	WOJTASZEK Damian	WOJTASZEK	1.80/5'11"	80/176	320	310	7 SEP 1988					
<b>Head Coach</b> PANAS Radoslaw				<b>Assistant Coach</b> KWAPISIEWICZ Dominik									

Results in this  
Universiade

Phase	Opponent	Sets	Points per Set
Preliminary	CHN	3 - 0	25-19, 25-13, 25-10
Preliminary	SUI	3 - 0	25-17, 25-19, 25-17
Preliminary	MAC	3 - 0	25-6, 25-11, 25-17

LEGEND			
%	Percent of total team scoring	C	Team Captain
L	Libero Player		

Timing and Results provided by  TISSOT



Match No: 35

### Match Results

Результат / Отчет о матче

Match Duration: 2h 09m  
Attendance: 160

## AUS vs POL

2 3

Teams	Sets	1	2	3	4	5	Total
AUS	2	25	25	14	19	13	96
POL	3	22	23	25	25	15	110
	Playing Time	25m	27m	24m	24m	17m	1h 57m

First Referee: MOUSSEAU Malcolm Richard

Second Referee: RYABTSOV Alexander

AUS - Australia								
No	C/L	Name	1	2	3	4	5	Pts
1		GRAHAM Beau	2	2		8		3
2		GUYMER Jacob	5	5	5	5	5	8
3		MORROW Christopher						
4		STAPLES Max	4	4	4	4	4	19
8		MILLERS Brad		1	2	2	2	3
10		BELL Benjamin	14	14	14			1
11	L	PERRY Luke	L	L	L	L	L	
13		WALKER Samuel	3	3	3	3	3	14
14	C	SUKOCHEV Grigory	6	6	6	6	6	3
15		McMullin Alexander			17			
16		SMITH Luke Dwi Putra						
17		DOUGLAS-POWELL Thomas	1	1	1	1	1	17
Head Coach		ILOTT Daniel						
Assistant Coach		ROBERTSON Grant						

POL - Poland								
No	C/L	Name	1	2	3	4	5	Pts
2		POPIK Kacper						
3	C	LOMACZ Grzegorz	1	6	6	6	6	1
4		WLODARCZYK Wojciech	5	4	4	4	4	16
5		KLOS Karol	3	2	2	2	2	10
7		HEBDA Milosz	2	1	4			5
10		ZALINSKI Wosjcieh	12	3				3
11		ZAJDER Maciej	6	5	5	5	5	18
12		BOCIEK Grzegorz	4	10	3	3	3	20
13		WIERZBOWSKI Krzysztof		7	1	1	1	9
15		FERENS Wojciech			3			
16		HAIN Piotr	4		12		12	
18	L	WOJTASZEK Damian	L	L	L	L	L	
Head Coach		PANAS Radoslaw						
Assistant Coach		KWAPISIEWICZ Dominik						

### TEAM AND PLAYER PERFORMANCES

Won	Total Atts	No Name	Scoring Skills	Won	Total Atts	No Name
51	115	<b>Total Team</b>		61	134	<b>Total Team</b>
16	30	4 STAPLES Max	Spike	16	40	12 BOCIEK Grzegorz
13	35	13 WALKER Samuel		14	34	4 WLODARCZYK Wojciech
13	27	17 DOUGLAS-POWELL Thomas		9	16	13 WIERZBOWSKI Krzysztof
13	76	<b>Total Team</b>	Block	10	66	<b>Total Team</b>
3	10	4 STAPLES Max		7	27	11 ZAJDER Maciej
3	10	17 DOUGLAS-POWELL Thomas		2	6	5 KLOS Karol
2	18	2 GUYMER Jacob	1	8	12 BOCIEK Grzegorz	
4	97	<b>Total Team</b>	Serve	11	109	<b>Total Team</b>
1	25	13 WALKER Samuel		5	20	11 ZAJDER Maciej
1	11	8 MILLERS Brad		3	17	12 BOCIEK Grzegorz
1	13	17 DOUGLAS-POWELL Thomas	2	14	4 WLODARCZYK Wojciech	
28		<b>Total Team</b>	Opp Error	28		<b>Total Team</b>
96	288	<b>Total Team</b>	Total	110	309	<b>Total Team</b>
19	59	4 STAPLES Max	Best Scorer	20	65	12 BOCIEK Grzegorz

LEGEND			
Atts	Attempts	C	Team Captain
L	Libero player	L	Substitute libero
n	Starting line-up where n = starting position on court (i.e. positions 1 to 6)	nn	Substitute where nn = jersey number of out going player
Opp	Opponent	Pts	Points scored

Timing and Results provided by TISSOT



MI 10 JUL 2013  
18:00  
20:09

Match No: 35

### Match Statistics

статистика

Match Duration: 2h 09m  
Attendance: 160

AUS vs POL  
2 3

Teams	Sets	1	2	3	4	5	Total
AUS	2	25	25	14	19	13	96
POL	3	22	23	25	25	15	110
	Playing Time	25m	27m	24m	24m	17m	1h 57m

First Referee:


Second Referee:

### AUS - Australia


Scoring Spike

Limit 15.00%

Rk	No	Name	Spikes	Faults	Shots	Total Attempts	Eff %
1	4	STAPLES Max	16	6	8	30	33.33
2	17	DOUGLAS-POWELL Thomas	13	6	8	27	25.93
3	13	WALKER Samuel	13	7	15	35	17.14
	2	GUYMER Jacob	6	-	5	11	
	14	SUKOCHEV Grigory	2	2	2	6	
	1	GRAHAM Beau	1	1	2	4	
	8	MILLERS Brad	-	-	2	2	
	3	MORROW Christopher	-	-	-	-	
	10	BELL Benjamin	-	-	-	-	
	11	PERRY Luke	-	-	-	-	
	15	McMullin Alexander	-	-	-	-	
	16	SMITH Luke Dwi Putra	-	-	-	-	
<b>Team Totals</b>			51	22	42	115	25.22

Scoring Block



Rk	No	Name	Kill Blocks	Faults	Rebounds	Total Attempts	Avg by Set
1	4	STAPLES Max	3	3	4	10	0.60
1	17	DOUGLAS-POWELL Thomas	3	5	2	10	0.60
3	2	GUYMER Jacob	2	9	7	18	0.40
3	8	MILLERS Brad	2	6	2	10	0.40
5	14	SUKOCHEV Grigory	1	5	6	12	0.20
5	1	GRAHAM Beau	1	7	-	8	0.20
5	10	BELL Benjamin	1	2	-	3	0.20
8	13	WALKER Samuel	-	5	-	5	0.00
	3	MORROW Christopher	-	-	-	-	
	11	PERRY Luke	-	-	-	-	
	15	McMullin Alexander	-	-	-	-	
	16	SMITH Luke Dwi Putra	-	-	-	-	
<b>Team Totals</b>			13	42	21	76	2.60

Scoring Service


Rk	No	Name	Aces	Faults	Serve Hits	Total Attempts	Avg by Set
1	13	WALKER Samuel	1	2	22	25	0.20
1	17	DOUGLAS-POWELL Thomas	1	4	8	13	0.20
1	8	MILLERS Brad	1	2	8	11	0.20
1	1	GRAHAM Beau	1	4	1	6	0.20
5	4	STAPLES Max	-	1	18	19	0.00
5	2	GUYMER Jacob	-	-	14	14	0.00
5	14	SUKOCHEV Grigory	-	-	9	9	0.00
	3	MORROW Christopher	-	-	-	-	
	10	BELL Benjamin	-	-	-	-	
	11	PERRY Luke	-	-	-	-	
	15	McMullin Alexander	-	-	-	-	
	16	SMITH Luke Dwi Putra	-	-	-	-	
<b>Team Totals</b>			4	13	80	97	0.80

Team

Opponent Errors & Team Faults	28	1
-------------------------------	----	---

Timing and Results provided by  TISSOT



MI 10 JUL 2013  
18:00  
20:09

Match No: 35

### Match Statistics

статистика

Match Duration: 2h 09m  
Attendance: 160

### AUS vs POL


2 3

Teams	Sets	1	2	3	4	5	Total
AUS	2	25	25	14	19	13	96
POL	3	22	23	25	25	15	110
	Playing Time	25m	27m	24m	24m	17m	1h 57m

First Referee:

Second Referee:

### AUS - Australia

Non-Scoring Dig


Rk	No	Name	Digs	Faults	Receptions	Total Attempts	Avg by Set
1	11	PERRY Luke	5	5	6	16	1.00
2	14	SUKOCHEV Grigory	2	1	5	8	0.40
2	17	DOUGLAS-POWELL Thomas	2	2	4	8	0.40
4	13	WALKER Samuel	-	2	9	11	0.00
4	4	STAPLES Max	-	4	2	6	0.00
4	2	GUYMER Jacob	-	1	-	1	0.00
4	8	MILLERS Brad	-	1	-	1	0.00
	1	GRAHAM Beau	-	-	-	-	
	3	MORROW Christopher	-	-	-	-	
	10	BELL Benjamin	-	-	-	-	
	15	McMullin Alexander	-	-	-	-	
	16	SMITH Luke Dwi Putra	-	-	-	-	
<b>Team Totals</b>			9	16	26	51	1.80

Non-Scoring Set


Rk	No	Name	Running Sets	Faults	Still Sets	Total Attempts	Avg by Set
1	14	SUKOCHEV Grigory	37	-	35	72	7.40
2	4	STAPLES Max	2	-	5	7	0.40
2	10	BELL Benjamin	2	-	-	2	0.40
4	11	PERRY Luke	1	1	7	9	0.20
4	17	DOUGLAS-POWELL Thomas	1	-	1	2	0.20
6	1	GRAHAM Beau	-	-	1	1	0.00
6	13	WALKER Samuel	-	-	1	1	0.00
	2	GUYMER Jacob	-	-	-	-	
	3	MORROW Christopher	-	-	-	-	
	8	MILLERS Brad	-	-	-	-	
	15	McMullin Alexander	-	-	-	-	
	16	SMITH Luke Dwi Putra	-	-	-	-	
<b>Team Totals</b>			43	1	50	94	8.60

Non-Scoring Reception

<b>Limit</b> 25.00%

Rk	No	Name	Excellents	Faults	Serve Receptions	Total Attempts	Succ %
1	17	DOUGLAS-POWELL Thomas	14	6	16	36	38.89
2	4	STAPLES Max	11	3	17	31	35.48
3	11	PERRY Luke	8	2	13	23	34.78
	8	MILLERS Brad	-	-	1	1	
	1	GRAHAM Beau	-	-	-	-	
	2	GUYMER Jacob	-	-	-	-	
	3	MORROW Christopher	-	-	-	-	
	10	BELL Benjamin	-	-	-	-	
	13	WALKER Samuel	-	-	-	-	
	14	SUKOCHEV Grigory	-	-	-	-	
	15	McMullin Alexander	-	-	-	-	
	16	SMITH Luke Dwi Putra	-	-	-	-	
<b>Team Totals</b>			33	11	47	91	36.26





MI 10 JUL 2013  
18:00  
20:09

Match No: 35

### Match Statistics

статистика

Match Duration: 2h 09m  
Attendance: 160

AUS vs POL  
2 3

Teams	Sets	1	2	3	4	5	Total
AUS	2	25	25	14	19	13	96
POL	3	22	23	25	25	15	110
	Playing Time	25m	27m	24m	24m	17m	1h 57m

First Referee:


Second Referee:

### POL - Poland

Scoring Spike

Limit 15.00%

Rk	No	Name	Spikes	Faults	Shots	Total Attempts	Eff %
1	4	WLODARCZYK Wojciech	14	7	13	34	20.59
2	12	BOCIEK Grzegorz	16	9	15	40	17.50
	13	WIERZBOWSKI Krzysztof	9	4	3	16	
	10	ZALINSKI Wosjciech	3	4	4	11	
	7	HEBDA Milosz	5	1	4	10	
	11	ZAJDER Maciej	6	1	3	10	
	5	KLOS Karol	7	-	2	9	
	3	LOMACZ Grzegorz	1	1	2	4	
	2	POPIK Kacper	-	-	-	-	
	15	FERENS Wojciech	-	-	-	-	
	16	HAIN Piotr	-	-	-	-	
	18	WOJTASZEK Damian	-	-	-	-	
<b>Team Totals</b>			61	27	46	134	25.37

Scoring Block


Rk	No	Name	Kill Blocks	Faults	Rebounds	Total Attempts	Avg by Set
1	11	ZAJDER Maciej	7	13	7	27	1.40
2	5	KLOS Karol	2	3	1	6	0.40
3	12	BOCIEK Grzegorz	1	3	4	8	0.20
4	3	LOMACZ Grzegorz	-	6	5	11	0.00
4	13	WIERZBOWSKI Krzysztof	-	1	4	5	0.00
4	4	WLODARCZYK Wojciech	-	2	2	4	0.00
4	7	HEBDA Milosz	-	2	2	4	0.00
4	10	ZALINSKI Wosjciech	-	1	-	1	0.00
	2	POPIK Kacper	-	-	-	-	
	15	FERENS Wojciech	-	-	-	-	
	16	HAIN Piotr	-	-	-	-	
	18	WOJTASZEK Damian	-	-	-	-	
<b>Team Totals</b>			10	31	25	66	2.00

Scoring Service


Rk	No	Name	Aces	Faults	Serve Hits	Total Attempts	Avg by Set
1	11	ZAJDER Maciej	5	3	12	20	1.00
2	12	BOCIEK Grzegorz	3	3	11	17	0.60
3	4	WLODARCZYK Wojciech	2	2	10	14	0.40
4	5	KLOS Karol	1	2	20	23	0.20
5	3	LOMACZ Grzegorz	-	1	13	14	0.00
5	7	HEBDA Milosz	-	-	7	7	0.00
5	13	WIERZBOWSKI Krzysztof	-	2	5	7	0.00
5	16	HAIN Piotr	-	-	6	6	0.00
5	10	ZALINSKI Wosjciech	-	-	1	1	0.00
	2	POPIK Kacper	-	-	-	-	
	15	FERENS Wojciech	-	-	-	-	
	18	WOJTASZEK Damian	-	-	-	-	
<b>Team Totals</b>			11	13	85	109	2.20

Team

Opponent Errors & Team Faults	28	1
-------------------------------	----	---

Timing and Results provided by  TISSOT





MI 10 JUL 2013  
18:00  
20:09

Match No: 35

### Match Statistics

статистика

Match Duration: 2h 09m  
Attendance: 160

### AUS vs POL


2 3

Teams	Sets	1	2	3	4	5	Total
AUS	2	25	25	14	19	13	96
POL	3	22	23	25	25	15	110
	Playing Time	25m	27m	24m	24m	17m	1h 57m

First Referee:

Second Referee:

### POL - Poland

Non-Scoring Dig


Rk	No	Name	Digs	Faults	Receptions	Total Attempts	Avg by Set
1	18	WOJTASZEK Damian	-	5	14	19	0.00
1	3	LOMACZ Grzegorz	-	5	7	12	0.00
1	13	WIERZBOWSKI Krzysztof	-	3	5	8	0.00
1	4	WLODARCZYK Wojciech	-	2	5	7	0.00
1	12	BOCIEK Grzegorz	-	-	6	6	0.00
1	7	HEBDA Milosz	-	2	4	6	0.00
1	5	KLOS Karol	-	1	3	4	0.00
1	11	ZAJDER Maciej	-	1	3	4	0.00
1	10	ZALINSKI Wojciech	-	1	1	2	0.00
	2	POPIK Kacper	-	-	-	-	-
	15	FERENS Wojciech	-	-	-	-	-
	16	HAIN Piotr	-	-	-	-	-
<b>Team Totals</b>				20	48	68	0.00

Non-Scoring Set



Rk	No	Name	Running Sets	Faults	Still Sets	Total Attempts	Avg by Set
1	3	LOMACZ Grzegorz	49	-	47	96	9.80
2	5	KLOS Karol	2	-	5	7	0.40
2	4	WLODARCZYK Wojciech	2	-	1	3	0.40
4	13	WIERZBOWSKI Krzysztof	1	-	-	1	0.20
5	18	WOJTASZEK Damian	-	-	7	7	0.00
5	11	ZAJDER Maciej	-	-	2	2	0.00
5	12	BOCIEK Grzegorz	-	-	2	2	0.00
	2	POPIK Kacper	-	-	-	-	-
	7	HEBDA Milosz	-	-	-	-	-
	10	ZALINSKI Wojciech	-	-	-	-	-
	15	FERENS Wojciech	-	-	-	-	-
	16	HAIN Piotr	-	-	-	-	-
<b>Team Totals</b>			54		64	118	10.80

Non-Scoring Reception

<b>Limit</b> 25.00%

Rk	No	Name	Excellents	Faults	Serve Receptions	Total Attempts	Succ %
1	13	WIERZBOWSKI Krzysztof	5	2	23	30	16.67
	4	WLODARCZYK Wojciech	6	-	15	21	
	18	WOJTASZEK Damian	4	-	10	14	
	7	HEBDA Milosz	1	2	10	13	
	5	KLOS Karol	1	-	1	2	
	3	LOMACZ Grzegorz	-	-	1	1	
	2	POPIK Kacper	-	-	-	-	
	10	ZALINSKI Wojciech	-	-	-	-	
	11	ZAJDER Maciej	-	-	-	-	
	12	BOCIEK Grzegorz	-	-	-	-	
	15	FERENS Wojciech	-	-	-	-	
	16	HAIN Piotr	-	-	-	-	
<b>Team Totals</b>			17	4	60	81	20.99

LEGEND Avg Average Eff% Efficiency Rk Rank Succ% Success %

Timing and Results provided by  TISSOT



Match No: 38

### Start List

Стартовый список

## CHN vs AUS

First Referee: OLEJNIK Vladimir (RUS)

Second Referee: VANAVESKI Kristjan (EST)

### CHN - China White

No.	C/L	Name	Shirt Name	Height m / ft in	Weight kg / lbs	Highest Reach		Date of Birth	Tournament Totals				
						Spike cm	Block cm		Spike	Block	Serve	Total	%
1		TANG Pishengyu		1.90/6'3"	85/187	340	320	13 APR 1995	14			14	7.65
2		LI Chenhao		1.94/6'4"	83/183	310	300	19 APR 1993	30	4	4	38	20.77
3		LIN Bo		1.99/6'6"	100/220	350	330	4 JUL 1988	15	9	1	25	13.66
4		CAO Hailun		1.94/6'4"	88/194	320	310	4 MAY 1993	29	6	4	39	21.31
5		WANG Yang		1.95/6'5"	85/187	335	320	28 FEB 1993	2			2	1.09
8	C	SUN Yubo		1.97/6'6"	110/243	330	320	3 MAR 1990	6	6	3	15	8.20
9		WANG Xi		1.87/6'2"	87/192	330	320	11 JAN 1990	16		1	17	9.29
10		SUN Gongping		1.87/6'2"	85/187	330	320	12 JUL 1991					
11		YUAN Huilong		1.98/6'6"	85/187	350	330	26 OCT 1993	24	7	1	32	17.49
12		KANG Long		1.93/6'4"	98/216	325	315	15 MAY 1988	1			1	0.55
18	L	XU Xin		1.88/6'2"	80/176	320	310	10 OCT 1992					
Head Coach			CHEN Xingbiao			Assistant Coach			SUN Guomin				

#### Results in this Universiade

Phase	Opponent	Sets	Points per Set
Preliminary	POL	0 - 3	19-25, 13-25, 10-25
Preliminary	BRA	0 - 3	15-25, 16-25, 18-25
Preliminary	SUI	1 - 3	30-28, 21-25, 18-25, 15-25
Preliminary	MAC	3 - 1	25-22, 25-14, 19-25, 25-8


### AUS - Australia Gold

No.	C/L	Name	Shirt Name	Height m / ft in	Weight kg / lbs	Highest Reach		Date of Birth	Tournament Totals				
						Spike cm	Block cm		Spike	Block	Serve	Total	%
1		GRAHAM Beau	GRAHAM	2.01/6'7"	93/205	345	333	17 APR 1994	15	2	3	20	8.23
2		GUYMER Jacob	GUYMER	2.02/6'8"	87/192	351	332	21 JUN 1993	24	13	3	40	16.46
3		MORROW Christopher	MORROW	1.80/5'11"	69/152	301	280	4 OCT 1993	5	4		9	3.70
4		STAPLES Max	STAPLES	2.03/6'8"	100/220	350	339	27 JUL 1994	36	6		42	17.28
8		MILLERS Brad	MILLERS	2.00/6'7"	99/218	350	333	24 MAY 1994	2	4	1	7	2.88
10		BELL Benjamin	BELL	2.07/6'9"	100/220	350	337	24 FEB 1990	3	4	2	9	3.70
11	L	PERRY Luke	PERRY	2.02/6'8"	83/183	353	337	20 NOV 1995					
13		WALKER Samuel	WALKER	1.94/6'4"	83/183	358	345	19 FEB 1995	49	5	1	55	22.63
14	C	SUKOCHEV Grigory	SUKOCHEV	1.96/6'5"	85/187	342	330	18 FEB 1988	4	3	2	9	3.70
15		McMullin Alexander	MCMULLIN	2.00/6'7"	76/168	351	333	1 AUG 1995	7		2	9	3.70
16		SMITH Luke Dwi Putra	SMITH	2.01/6'7"	93/205	356	339	30 AUG 1990					
17		DOUGLAS-POWELL Thomas	TOM D-P	1.92/6'4"	85/187	356	332	16 SEP 1992	35	5	3	43	17.70
Head Coach			ILOTT Daniel			Assistant Coach			ROBERTSON Grant				

#### Results in this Universiade

Phase	Opponent	Sets	Points per Set
Preliminary	SUI	2 - 3	26-24, 22-25, 18-25, 25-22, 10-15
Preliminary	MAC	3 - 0	25-10, 25-17, 25-15
Preliminary	BRA	1 - 3	17-25, 26-28, 28-26, 13-25
Preliminary	POL	2 - 3	25-22, 25-23, 14-25, 19-25, 13-15

LEGEND			
%	Percent of total team scoring	C	Team Captain
L	Libero Player		

Timing and Results provided by  TISSOT



Match No: 38

### Match Results

Результат / Отчет о матче

Match Duration: 1h 14m  
Attendance: 750

**CHN vs AUS**  
0 3

Teams	Sets	1	2	3	Total
CHN	0	20	17	18	55
AUS	3	25	25	25	75
Playing Time		22m	22m	24m	1h 08m

First Referee: OLEJNIK Vladimir (RUS)

Second Referee: VANAVESKI Kristjan (EST)

CHN - China						
No	C/L	Name	1	2	3	Pts
1		TANG Pishengyu	9	2	2	4
2		LI Chenhao	1	5	1	1
3		LIN Bo	2	6	2	3
4		CAO Hailun	3	1	3	14
5		WANG Yang				
8	C	SUN Yubo	6	4	4	5
9		WANG Xi	4	2		2
10		SUN Gongping		8	6	1
11		YUAN Huilong	5	3	5	7
12		KANG Long				
18	L	XU Xin	L	L	L	
Head Coach		CHEN Xingbiao				
Assistant Coach		SUN Guomin				

AUS - Australia						
No	C/L	Name	1	2	3	Pts
1		GRAHAM Beau		8	8	2
2		GUYMER Jacob	5	5	5	13
3		MORROW Christopher				
4		STAPLES Max	4	4	4	9
8		MILLERS Brad	2	2	2	9
10		BELL Benjamin		14	14	1
11	L	PERRY Luke	L	L	L	
13		WALKER Samuel	3	3	3	14
14	C	SUKOCHEV Grigory	6	6	6	2
15		McMullin Alexander			17	
16		SMITH Luke Dwi Putra				
17		DOUGLAS-POWELL Thomas	1	1	1	6
Head Coach		ILOTT Daniel				
Assistant Coach		ROBERTSON Grant				

### TEAM AND PLAYER PERFORMANCES

Won	Total Atts	No Name	Scoring Skills	Won	Total Atts	No Name
32	74	<b>Total Team</b>		35	64	<b>Total Team</b>
12	24	4 CAO Hailun	Spike	14	20	13 WALKER Samuel
6	12	11 YUAN Huilong		8	16	4 STAPLES Max
4	10	8 SUN Yubo		6	9	2 GUYMER Jacob
3	36	<b>Total Team</b>	Block	9	41	<b>Total Team</b>
1	3	8 SUN Yubo		6	19	2 GUYMER Jacob
1	4	4 CAO Hailun		1	3	14 SUKOCHEV Grigory
1	7	3 LIN Bo	1	7	8 MILLERS Brad	
2	56	<b>Total Team</b>	Serve	12	74	<b>Total Team</b>
1	11	11 YUAN Huilong		4	13	17 DOUGLAS-POWELL Thomas
1	13	4 CAO Hailun		3	13	8 MILLERS Brad
			2	6	1 GRAHAM Beau	
18		<b>Total Team</b>	Opp Error	19		<b>Total Team</b>
55	166	<b>Total Team</b>	Total	75	179	<b>Total Team</b>
14	41	4 CAO Hailun	Best Scorer	14	35	13 WALKER Samuel
99 km/h		8 SUN Yubo	Fastest Serve	106 km/h		17 DOUGLAS-POWELL Thomas

LEGEND			
Atts	Attempts	C	Team Captain
L	Libero player	L	Substitute libero
n	Starting line-up where n = starting position on court (i.e. positions 1 to 6)	nn	Substitute where nn = jersey number of out going player
Opp	Opponent	Pts	Points scored

Timing and Results provided by TISSOT



THU 11 JUL 2013  
13:00  
14:14

Match No: 38

### Match Statistics

статистика

Match Duration: 1h 14m  
Attendance: 750

CHN vs AUS  
0 3

Teams	Sets	1	2	3	Total
CHN	0	20	17	18	55
AUS	3	25	25	25	75
	Playing Time	22m	22m	24m	1h 08m

First Referee: OLEJNIK Vladimir (RUS)


Second Referee: VANAVESKI Kristjan (EST)

### CHN - China


Scoring Spike

Limit 15.00%

Rk	No	Name	Spikes	Faults	Shots	Total Attempts	Eff %
1	11	YUAN Huilong	6	-	6	12	50.00
2	4	CAO Hailun	12	5	7	24	29.17
	8	SUN Yubo	4	2	4	10	
	1	TANG Pishengyu	4	3	1	8	
	2	LI Chenhao	1	4	2	7	
	3	LIN Bo	2	1	3	6	
	9	WANG Xi	2	3	1	6	
	10	SUN Gongping	1	-	-	1	
	5	WANG Yang	-	-	-	-	
	12	KANG Long	-	-	-	-	
	18	XU Xin	-	-	-	-	
<b>Team Totals</b>			32	18	24	74	18.92

Scoring Block


Rk	No	Name	Kill Blocks	Faults	Rebounds	Total Attempts	Avg by Set
1	3	LIN Bo	1	6	-	7	0.33
1	4	CAO Hailun	1	2	1	4	0.33
1	8	SUN Yubo	1	-	2	3	0.33
4	11	YUAN Huilong	-	11	4	15	0.00
4	2	LI Chenhao	-	3	-	3	0.00
4	1	TANG Pishengyu	-	-	2	2	0.00
4	10	SUN Gongping	-	-	2	2	0.00
	5	WANG Yang	-	-	-	-	
	9	WANG Xi	-	-	-	-	
	12	KANG Long	-	-	-	-	
	18	XU Xin	-	-	-	-	
<b>Team Totals</b>			3	22	11	36	1.00

Scoring Service


Rk	No	Name	Aces	Faults	Serve Hits	Total Attempts	Avg by Set
1	4	CAO Hailun	1	3	9	13	0.33
1	11	YUAN Huilong	1	-	10	11	0.33
3	3	LIN Bo	-	1	10	11	0.00
3	8	SUN Yubo	-	2	7	9	0.00
3	9	WANG Xi	-	2	3	5	0.00
3	1	TANG Pishengyu	-	-	4	4	0.00
3	2	LI Chenhao	-	1	1	2	0.00
3	10	SUN Gongping	-	-	1	1	0.00
	5	WANG Yang	-	-	-	-	
	12	KANG Long	-	-	-	-	
	18	XU Xin	-	-	-	-	
<b>Team Totals</b>			2	9	45	56	0.67

Team
<b>Opponent Errors &amp; Team Faults</b>

18
----



THU 11 JUL 2013  
13:00  
14:14

Match No: 38

### Match Statistics

статистика

Match Duration: 1h 14m  
Attendance: 750


CHN vs AUS  
0 3

Teams	Sets	1	2	3	Total
CHN	0	20	17	18	55
AUS	3	25	25	25	75
	Playing Time	22m	22m	24m	1h 08m


First Referee: OLEJNIK Vladimir (RUS)

Second Referee: VANAVESKI Kristjan (EST)

### CHN - China

Non-Scoring Dig


Rk	No	Name	Digs	Faults	Receptions	Total Attempts	Avg by Set
1	18	XU Xin	2	2	4	8	0.67
2	8	SUN Yubo	1	4	7	12	0.33
2	1	TANG Pishengyu	1	2	1	4	0.33
4	4	CAO Hailun	-	2	6	8	0.00
4	9	WANG Xi	-	1	2	3	0.00
4	3	LIN Bo	-	-	2	2	0.00
4	11	YUAN Huilong	-	-	2	2	0.00
4	2	LI Chenhao	-	1	1	2	0.00
4	10	SUN Gongping	-	1	1	2	0.00
	5	WANG Yang	-	-	-	-	-
	12	KANG Long	-	-	-	-	-
<b>Team Totals</b>			4	13	26	43	1.33


Non-Scoring Set


Rk	No	Name	Running Sets	Faults	Still Sets	Total Attempts	Avg by Set
1	8	SUN Yubo	17	-	18	35	5.67
2	10	SUN Gongping	9	-	14	23	3.00
3	4	CAO Hailun	2	-	2	4	0.67
4	18	XU Xin	-	-	2	2	0.00
4	1	TANG Pishengyu	-	-	1	1	0.00
4	2	LI Chenhao	-	-	1	1	0.00
	3	LIN Bo	-	-	-	-	-
	5	WANG Yang	-	-	-	-	-
	9	WANG Xi	-	-	-	-	-
	11	YUAN Huilong	-	-	-	-	-
	12	KANG Long	-	-	-	-	-
<b>Team Totals</b>			28		38	66	9.33

Non-Scoring Reception

<b>Limit</b>
25.00%

Rk	No	Name	Excellents	Faults	Serve Receptions	Total Attempts	Succ %
1	1	TANG Pishengyu	3	2	15	20	15.00
	9	WANG Xi	4	2	5	11	
	18	XU Xin	3	1	6	10	
	2	LI Chenhao	-	4	5	9	
	8	SUN Yubo	1	3	4	8	
	4	CAO Hailun	-	-	1	1	
	11	YUAN Huilong	-	-	1	1	
	3	LIN Bo	-	-	-	-	
	5	WANG Yang	-	-	-	-	
	10	SUN Gongping	-	-	-	-	
	12	KANG Long	-	-	-	-	
<b>Team Totals</b>			11	12	37	60	18.33

Timing and Results provided by  TISSOT



THU 11 JUL 2013  
13:00  
14:14

Match No: 38

### Match Statistics

статистика

Match Duration: 1h 14m  
Attendance: 750

CHN vs AUS  
0 3

Teams	Sets	1	2	3	Total
CHN	0	20	17	18	55
AUS	3	25	25	25	75
	Playing Time	22m	22m	24m	1h 08m

First Referee: OLEJNIK Vladimir (RUS)


Second Referee: VANAVESKI Kristjan (EST)

### AUS - Australia


Scoring Spike

Limit 15.00%

Rk	No	Name	Spikes	Faults	Shots	Total Attempts	Eff %
1	13	WALKER Samuel	14	-	6	20	70.00
2	4	STAPLES Max	8	1	7	16	43.75
	2	GUYMER Jacob	6	1	2	9	
	17	DOUGLAS-POWELL Thomas	2	5	2	9	
	8	MILLERS Brad	5	1	2	8	
	14	SUKOCHEV Grigory	-	-	2	2	
	1	GRAHAM Beau	-	-	-	-	
	3	MORROW Christopher	-	-	-	-	
	10	BELL Benjamin	-	-	-	-	
	11	PERRY Luke	-	-	-	-	
	15	McMullin Alexander	-	-	-	-	
	16	SMITH Luke Dwi Putra	-	-	-	-	
<b>Team Totals</b>			35	8	21	64	42.19

Scoring Block



Rk	No	Name	Kill Blocks	Faults	Rebounds	Total Attempts	Avg by Set
1	2	GUYMER Jacob	6	6	7	19	2.00
2	8	MILLERS Brad	1	3	3	7	0.33
2	14	SUKOCHEV Grigory	1	1	1	3	0.33
2	10	BELL Benjamin	1	2	-	3	0.33
5	4	STAPLES Max	-	3	5	8	0.00
5	13	WALKER Samuel	-	1	-	1	0.00
	1	GRAHAM Beau	-	-	-	-	
	3	MORROW Christopher	-	-	-	-	
	11	PERRY Luke	-	-	-	-	
	15	McMullin Alexander	-	-	-	-	
	16	SMITH Luke Dwi Putra	-	-	-	-	
	17	DOUGLAS-POWELL Thomas	-	-	-	-	
<b>Team Totals</b>			9	16	16	41	3.00

Scoring Service


Rk	No	Name	Aces	Faults	Serve Hits	Total Attempts	Avg by Set
1	17	DOUGLAS-POWELL Thomas	4	3	6	13	1.33
2	8	MILLERS Brad	3	3	7	13	1.00
3	1	GRAHAM Beau	2	2	2	6	0.67
4	2	GUYMER Jacob	1	-	9	10	0.33
4	4	STAPLES Max	1	1	7	9	0.33
4	14	SUKOCHEV Grigory	1	-	6	7	0.33
7	13	WALKER Samuel	-	1	13	14	0.00
7	10	BELL Benjamin	-	1	1	2	0.00
	3	MORROW Christopher	-	-	-	-	
	11	PERRY Luke	-	-	-	-	
	15	McMullin Alexander	-	-	-	-	
	16	SMITH Luke Dwi Putra	-	-	-	-	
<b>Team Totals</b>			12	11	51	74	4.00

Team

Opponent Errors & Team Faults	19	2
-------------------------------	----	---

Timing and Results provided by  TISSOT





THU 11 JUL 2013  
13:00  
14:14

Match No: 38

### Match Statistics

статистика

Match Duration: 1h 14m  
Attendance: 750


CHN vs AUS  
0 3

Teams	Sets	1	2	3	Total
CHN	0	20	17	18	55
AUS	3	25	25	25	75
	Playing Time	22m	22m	24m	1h 08m


First Referee: OLEJNIK Vladimir (RUS)

Second Referee: VANAVESKI Kristjan (EST)

### AUS - Australia

Non-Scoring Dig


Rk	No	Name	Digs	Faults	Receptions	Total Attempts	Avg by Set
1	4	STAPLES Max	2	3	-	5	0.67
2	13	WALKER Samuel	1	3	5	9	0.33
2	17	DOUGLAS-POWELL Thomas	1	4	3	8	0.33
2	11	PERRY Luke	1	2	2	5	0.33
5	14	SUKOCHEV Grigory	-	3	4	7	0.00
5	8	MILLERS Brad	-	1	2	3	0.00
5	10	BELL Benjamin	-	-	1	1	0.00
5	2	GUYMER Jacob	-	1	-	1	0.00
	1	GRAHAM Beau	-	-	-	-	-
	3	MORROW Christopher	-	-	-	-	-
	15	McMullin Alexander	-	-	-	-	-
	16	SMITH Luke Dwi Putra	-	-	-	-	-
<b>Team Totals</b>			5	17	17	39	1.67

Non-Scoring Set


Rk	No	Name	Running Sets	Faults	Still Sets	Total Attempts	Avg by Set
1	14	SUKOCHEV Grigory	24	-	12	36	8.00
2	10	BELL Benjamin	8	-	6	14	2.67
3	11	PERRY Luke	2	-	4	6	0.67
4	4	STAPLES Max	1	-	-	1	0.33
5	8	MILLERS Brad	-	-	2	2	0.00
5	13	WALKER Samuel	-	-	1	1	0.00
	1	GRAHAM Beau	-	-	-	-	-
	2	GUYMER Jacob	-	-	-	-	-
	3	MORROW Christopher	-	-	-	-	-
	15	McMullin Alexander	-	-	-	-	-
	16	SMITH Luke Dwi Putra	-	-	-	-	-
	17	DOUGLAS-POWELL Thomas	-	-	-	-	-
<b>Team Totals</b>			35		25	60	11.67

Non-Scoring Reception

<b>Limit</b> 25.00%

Rk	No	Name	Excellents	Faults	Serve Receptions	Total Attempts	Succ %
1	11	PERRY Luke	11	2	9	22	50.00
	17	DOUGLAS-POWELL Thomas	7	-	7	14	
	4	STAPLES Max	5	-	4	9	
	14	SUKOCHEV Grigory	1	-	-	1	
	1	GRAHAM Beau	-	-	-	-	
	2	GUYMER Jacob	-	-	-	-	
	3	MORROW Christopher	-	-	-	-	
	8	MILLERS Brad	-	-	-	-	
	10	BELL Benjamin	-	-	-	-	
	13	WALKER Samuel	-	-	-	-	
	15	McMullin Alexander	-	-	-	-	
	16	SMITH Luke Dwi Putra	-	-	-	-	
<b>Team Totals</b>			24	2	20	46	52.17

LEGEND Avg Average Eff% Efficiency Rk Rank Succ% Success %

Timing and Results provided by  TISSOT



Match No: 40

### Start List

Стартовый список

## POL vs BRA

First Referee: MOUSSEAU Malcolm Richard (CAN)

Second Referee: BERDNIKOV Maxim (RUS)

### POL - Poland Red

No.	C/L	Name	Shirt Name	Height m / ft in	Weight kg / lbs	Highest Reach		Date of Birth	Tournament Totals				
						Spike cm	Block cm		Spike	Block	Serve	Total	%
2		POPIK Kacper	POPIK	1.91/6'3"	83/183	330	320	19 OCT 1992	2		1	3	1.24
3	C	LOMACZ Grzegorz	LOMACZ	1.87/6'2"	92/203	339	320	1 OCT 1987	3	1	2	6	2.49
4		WLODARCZYK Wojciech	WLODARCZYK	2.00/6'7"	91/201	350	320	28 OCT 1990	30	2	3	35	14.52
5		KLOS Karol	KLOS	2.00/6'7"	85/187	365	338	8 AUG 1989	23	8	10	41	17.01
7		HEBDA Milosz	HEBDA	2.07/6'9"	94/207	350	328	11 MAR 1991	21	2	3	26	10.79
10		ZALINSKI Wosjciech	ZALINSKI	2.07/6'9"	98/216	350	330	19 FEB 1990	18	2	1	21	8.71
11		ZAJDER Maciej	ZAJDER	2.02/6'8"	100/220	345	325	31 JAN 1988	16	15	9	40	16.60
12		BOCIEK Grzegorz	BOCIEK	2.06/6'9"	114/251	363	340	6 JUN 1991	33	5	4	42	17.43
13		WIERZBOWSKI Krzysztof	WIERZBOWSKI	1.97/6'6"	95/209	340	315	18 JUL 1988	15	1		16	6.64
15		FERENS Wojciech	FERENS	1.94/6'4"	95/209	350	320	5 APR 1991	7	2	2	11	4.56
16		HAIN Piotr	HAIN	2.07/6'9"	100/220	354	330	26 FEB 1991					
18	L	WOJTASZEK Damian	WOJTASZEK	1.80/5'11"	80/176	320	310	7 SEP 1988					
Head Coach PANAS Radoslaw				Assistant Coach KWAPISIEWICZ Dominik									

#### Results in this Universiade

Phase	Opponent	Sets	Points per Set
Preliminary	CHN	3 - 0	25-19, 25-13, 25-10
Preliminary	SUI	3 - 0	25-17, 25-19, 25-17
Preliminary	MAC	3 - 0	25-6, 25-11, 25-17
Preliminary	AUS	3 - 2	22-25, 23-25, 25-14, 25-19, 15-13

### BRA - Brazil White

No.	C/L	Name	Shirt Name	Height m / ft in	Weight kg / lbs	Highest Reach		Date of Birth	Tournament Totals				
						Spike cm	Block cm		Spike	Block	Serve	Total	%
1		JERONYMO Fabiano		1.84/6'0"	76/168	328	317	11 JUN 1986	5	3	1	9	3.52
2		SOARES Igor		1.87/6'2"	79/174	355	335	26 AUG 1990	4		2	6	2.34
3		CRUVINEL Renato		1.82/6'0"	75/165	310	295	16 NOV 1990			1	1	0.39
4		SILVA Hugo		1.97/6'6"	87/192	342	328	4 JUL 1990	9	2	1	12	4.69
5		SILVA Petrus		2.03/6'8"	96/212	345	330	5 MAY 1987	13	8	2	23	8.98
6		PERES Victor		1.90/6'3"	85/187	327	315	23 APR 1988	34	1	4	39	15.23
7	C	LIMA Lucas		2.00/6'7"	91/201	348	338	18 AUG 1989	16	12	2	30	11.72
8		SILVA Vivalde		2.00/6'7"	95/209	350	325	18 NOV 1990	26	1	3	30	11.72
9		PINHEIRO Leonardo		2.10/6'11"	103/227	360	335	9 FEB 1986	16	3	3	22	8.59
10		SILVA Alisson		2.08/6'10"	98/216	342	330	19 OCT 1987	14	8	4	26	10.16
11	L	MORAES Gian		1.70/5'7"	72/159	290	285	30 NOV 1988					
12		CIRQUERA Pablo		1.92/6'4"	93/205	340	325	2 DEC 1988	48		10	58	22.66
Head Coach MARTINS Paulo				Assistant Coach LUSTOSA Luiz Eduardo									

#### Results in this Universiade

Phase	Opponent	Sets	Points per Set
Preliminary	MAC	3 - 0	25-10, 25-11, 25-16
Preliminary	CHN	3 - 0	25-15, 25-16, 25-18
Preliminary	AUS	3 - 1	25-17, 28-26, 26-28, 25-13
Preliminary	SUI	3 - 1	25-23, 25-21, 21-25, 25-14

#### LEGEND

% Percent of total team scoring    C Team Captain    L Libero Player

Timing and Results provided by  TISSOT



Match No: 40

**Match Results**  
 Результат / Отчет о матче

Match Duration: 1h 35m  
 Attendance: 900

**POL vs BRA**  
**3 0**

Teams	Sets	1	2	3	Total
POL	3	27	25	25	77
BRA	0	25	23	17	65
Playing Time		30m	30m	29m	1h 29m

First Referee: MOUSSEAU Malcolm Richard (CAN)

Second Referee: BERDNIKOV Maxim (RUS)

POL - Poland									
No	C/L	Name	1	2	3	4	5	Pts	
2		POPIK Kacper							
3	C	LOMACZ Grzegorz	6	6	6				
4		WLODARCZYK Wojciech	4					1	
5		KLOS Karol	2	2	2			8	
7		HEBDA Milosz	3						
10		ZALINSKI Wosjjech							
11		ZAJDER Maciej	5	5	5			8	
12		BOCIEK Grzegorz	3	3	3			18	
13		WIERZBOWSKI Krzysztof	1	1	1			15	
15		FERENS Wojciech	4	4	4			10	
16		HAIN Piotr	12	12	12				
18	L	WOJTASZEK Damian	L	L	L				
Head Coach		PANAS Radoslaw							
Assistant Coach		KWAPISIEWICZ Dominik							

BRA - Brazil									
No	C/L	Name	1	2	3	4	5	Pts	
1		JERONYMO Fabiano	1	2	1			1	
2		SOARES Igor	6	12	6				
3		CRUVINEL Renato	8		9				
4		SILVA Hugo			12			2	
5		SILVA Petrus			3			4	
6		PERES Victor	5	6	5			5	
7	C	LIMA Lucas	6	1	6			8	
8		SILVA Vivalde	4	5	1			10	
9		PINHEIRO Leonardo	1	8	4			4	
10		SILVA Alisson	3	4				2	
11	L	MORAES Gian	L	L	L				
12		CIRQUERA Pablo	2	3	2			10	
Head Coach		MARTINS Paulo							
Assistant Coach		LUSTOSA Luiz Eduardo							

**TEAM AND PLAYER PERFORMANCES**

Won	Total Atts	No Name	Scoring Skills	Won	Total Atts	No Name
43	93	<b>Total Team</b>	Spike	34	106	<b>Total Team</b>
16	32	12 BOCIEK Grzegorz		9	20	12 CIRQUERA Pablo
12	23	13 WIERZBOWSKI Krzysztof		7	24	8 SILVA Vivalde
7	15	15 FERENS Wojciech	5	6	7 LIMA Lucas	
12	58	<b>Total Team</b>	Block	7	58	<b>Total Team</b>
5	18	11 ZAJDER Maciej		2	8	5 SILVA Petrus
3	11	5 KLOS Karol		2	16	7 LIMA Lucas
2	9	12 BOCIEK Grzegorz	1	5	8 SILVA Vivalde	
5	75	<b>Total Team</b>	Serve	5	67	<b>Total Team</b>
2	9	15 FERENS Wojciech		2	11	10 SILVA Alisson
2	16	13 WIERZBOWSKI Krzysztof		2	8	8 SILVA Vivalde
1	9	11 ZAJDER Maciej	1	9	7 LIMA Lucas	
17		<b>Total Team</b>	Opp Error	19		<b>Total Team</b>
77	226	<b>Total Team</b>	Total	65	231	<b>Total Team</b>
18	53	12 BOCIEK Grzegorz	Best Scorer	10	37	8 SILVA Vivalde
119 km/h		12 BOCIEK Grzegorz	Fastest Serve	112 km/h		12 CIRQUERA Pablo

LEGEND			
Atts	Attempts	C	Team Captain
L	Libero player	L	Substitute libero
n	Starting line-up where n = starting position on court (i.e. positions 1 to 6)	nn	Substitute where nn = jersey number of out going player
Opp	Opponent	Pts	Points scored

Timing and Results provided by TISSOT



THU 11 JUL 2013  
18:00  
19:35

Match No: 40

### Match Statistics

статистика

Match Duration: 1h 35m  
Attendance: 900

**POL vs BRA**  
3 0

Teams	Sets	1	2	3	Total
<b>POL</b>	<b>3</b>	27	25	25	77
<b>BRA</b>	<b>0</b>	25	23	17	65
<b>Playing Time</b>		30m	30m	29m	1h 29m

First Referee: MOUSSEAU Malcolm Richard (CAN)


Second Referee: BERDNIKOV Maxim (RUS)

### POL - Poland


Scoring Spike

<b>Limit</b>
<b>15.00%</b>

Rk	No	Name	Spikes	Faults	Shots	Total Attempts	Eff %
1	13	WIERZBOWSKI Krzysztof	12	3	8	23	39.13
2	12	BOCIEK Grzegorz	16	4	12	32	37.50
3	15	FERENS Wojciech	7	2	6	15	33.33
	5	KLOS Karol	5	2	5	12	
	11	ZAJDER Maciej	2	2	3	7	
	4	WLODARCZYK Wojciech	1	2	1	4	
	2	POPIK Kacper	-	-	-	-	
	3	LOMACZ Grzegorz	-	-	-	-	
	7	HEBDA Milosz	-	-	-	-	
	10	ZALINSKI Wosjciech	-	-	-	-	
	16	HAIN Piotr	-	-	-	-	
	18	WOJTASZEK Damian	-	-	-	-	
<b>Team Totals</b>			<b>43</b>	<b>15</b>	<b>35</b>	<b>93</b>	<b>30.11</b>

Scoring Block



Rk	No	Name	Kill Blocks	Faults	Rebounds	Total Attempts	Avg by Set
1	11	ZAJDER Maciej	5	7	6	18	1.67
2	5	KLOS Karol	3	4	4	11	1.00
3	12	BOCIEK Grzegorz	2	5	2	9	0.67
4	13	WIERZBOWSKI Krzysztof	1	3	2	6	0.33
4	15	FERENS Wojciech	1	2	2	5	0.33
6	3	LOMACZ Grzegorz	-	4	2	6	0.00
6	4	WLODARCZYK Wojciech	-	1	2	3	0.00
	2	POPIK Kacper	-	-	-	-	
	7	HEBDA Milosz	-	-	-	-	
	10	ZALINSKI Wosjciech	-	-	-	-	
	16	HAIN Piotr	-	-	-	-	
	18	WOJTASZEK Damian	-	-	-	-	
<b>Team Totals</b>			<b>12</b>	<b>26</b>	<b>20</b>	<b>58</b>	<b>4.00</b>

Scoring Service


Rk	No	Name	Aces	Faults	Serve Hits	Total Attempts	Avg by Set
1	13	WIERZBOWSKI Krzysztof	2	4	10	16	0.67
1	15	FERENS Wojciech	2	2	5	9	0.67
3	11	ZAJDER Maciej	1	1	7	9	0.33
4	5	KLOS Karol	-	-	14	14	0.00
4	12	BOCIEK Grzegorz	-	2	10	12	0.00
4	3	LOMACZ Grzegorz	-	-	8	8	0.00
4	16	HAIN Piotr	-	-	5	5	0.00
4	4	WLODARCZYK Wojciech	-	1	1	2	0.00
	2	POPIK Kacper	-	-	-	-	
	7	HEBDA Milosz	-	-	-	-	
	10	ZALINSKI Wosjciech	-	-	-	-	
	18	WOJTASZEK Damian	-	-	-	-	
<b>Team Totals</b>			<b>5</b>	<b>10</b>	<b>60</b>	<b>75</b>	<b>1.67</b>

Team

<b>Opponent Errors &amp; Team Faults</b>	17
--	----

Timing and Results provided by  TISSOT



THU 11 JUL 2013  
18:00  
19:35

Match No: 40

### Match Statistics

статистика

Match Duration: 1h 35m  
Attendance: 900


**POL vs BRA**  
3 0

Teams	Sets	1	2	3	Total
<b>POL</b>	<b>3</b>	27	25	25	77
<b>BRA</b>	<b>0</b>	25	23	17	65
<b>Playing Time</b>		30m	30m	29m	1h 29m

First Referee: MOUSSEAU Malcolm Richard (CAN)

Second Referee: BERDNIKOV Maxim (RUS)

### POL - Poland

Non-Scoring Dig


Rk	No	Name	Digs	Faults	Receptions	Total Attempts	Avg by Set
1	18	WOJTASZEK Damian	5	4	16	25	1.67
1	13	WIERZBOWSKI Krzysztof	5	-	10	15	1.67
3	12	BOCIEK Grzegorz	1	1	5	7	0.33
4	3	LOMACZ Grzegorz	-	1	7	8	0.00
4	5	KLOS Karol	-	1	2	3	0.00
4	11	ZAJDER Maciej	-	1	2	3	0.00
4	15	FERENS Wojciech	-	-	2	2	0.00
	2	POPIK Kacper	-	-	-	-	
	4	WLODARCZYK Wojciech	-	-	-	-	
	7	HEBDA Milosz	-	-	-	-	
	10	ZALINSKI Wojciech	-	-	-	-	
	16	HAIN Piotr	-	-	-	-	
<b>Team Totals</b>			<b>11</b>	<b>8</b>	<b>44</b>	<b>63</b>	<b>3.67</b>


Non-Scoring Set


Rk	No	Name	Running Sets	Faults	Still Sets	Total Attempts	Avg by Set
1	3	LOMACZ Grzegorz	40	1	41	82	13.33
2	18	WOJTASZEK Damian	1	-	2	3	0.33
3	15	FERENS Wojciech	-	-	3	3	0.00
3	5	KLOS Karol	-	-	1	1	0.00
	2	POPIK Kacper	-	-	-	-	
	4	WLODARCZYK Wojciech	-	-	-	-	
	7	HEBDA Milosz	-	-	-	-	
	10	ZALINSKI Wojciech	-	-	-	-	
	11	ZAJDER Maciej	-	-	-	-	
	12	BOCIEK Grzegorz	-	-	-	-	
	13	WIERZBOWSKI Krzysztof	-	-	-	-	
	16	HAIN Piotr	-	-	-	-	
<b>Team Totals</b>			<b>41</b>	<b>1</b>	<b>47</b>	<b>89</b>	<b>13.67</b>

Non-Scoring Reception

<b>Limit</b> 25.00%

Rk	No	Name	Excellents	Faults	Serve Receptions	Total Attempts	Succ %
1	13	WIERZBOWSKI Krzysztof	13	3	17	33	39.39
	18	WOJTASZEK Damian	5	-	3	8	
	15	FERENS Wojciech	4	-	2	6	
	4	WLODARCZYK Wojciech	-	2	2	4	
	5	KLOS Karol	-	-	2	2	
	3	LOMACZ Grzegorz	1	-	-	1	
	11	ZAJDER Maciej	1	-	-	1	
	2	POPIK Kacper	-	-	-	-	
	7	HEBDA Milosz	-	-	-	-	
	10	ZALINSKI Wojciech	-	-	-	-	
	12	BOCIEK Grzegorz	-	-	-	-	
	16	HAIN Piotr	-	-	-	-	
<b>Team Totals</b>			<b>24</b>	<b>5</b>	<b>26</b>	<b>55</b>	<b>43.64</b>

Timing and Results provided by  TISSOT





THU 11 JUL 2013  
18:00  
19:35

Match No: 40

### Match Statistics

статистика

Match Duration: 1h 35m  
Attendance: 900


**POL vs BRA**  
3 0


Teams	Sets	1	2	3	Total
<b>POL</b>	<b>3</b>	27	25	25	77
<b>BRA</b>	<b>0</b>	25	23	17	65
<b>Playing Time</b>		30m	30m	29m	1h 29m


First Referee: MOUSSEAU Malcolm Richard (CAN)

Second Referee: BERDNIKOV Maxim (RUS)


### BRA - Brazil

Scoring Spike	Rk	No	Name	Spikes	Faults	Shots	Total Attempts	Eff %
	1	12	CIRQUERA Pablo	9	3	8	20	30.00
	2	8	SILVA Vivalde	7	2	15	24	20.83
	3	9	PINHEIRO Leonardo	4	3	11	18	5.56
		6	PERES Victor	4	5	5	14	
		7	LIMA Lucas	5	-	1	6	
		5	SILVA Petrus	2	1	3	6	
		1	JERONYMO Fabiano	1	1	3	5	
		2	SOARES Igor	-	3	2	5	
		4	SILVA Hugo	2	-	2	4	
		10	SILVA Alisson	-	1	3	4	
		3	CRUVINEL Renato	-	-	-	-	
	11	MORAES Gian	-	-	-	-		
<b>Limit</b>								
<b>15.00%</b>								
<b>Team Totals</b>				34	19	53	106	14.15

Scoring Block	Rk	No	Name	Kill Blocks	Faults	Rebounds	Total Attempts	Avg by Set
	1	7	LIMA Lucas	2	6	8	16	0.67
	1	5	SILVA Petrus	2	3	3	8	0.67
	3	12	CIRQUERA Pablo	1	5	2	8	0.33
	3	6	PERES Victor	1	4	1	6	0.33
	3	8	SILVA Vivalde	1	2	2	5	0.33
	6	10	SILVA Alisson	-	6	1	7	0.00
	6	9	PINHEIRO Leonardo	-	4	1	5	0.00
	6	2	SOARES Igor	-	2	-	2	0.00
	6	1	JERONYMO Fabiano	-	1	-	1	0.00
		3	CRUVINEL Renato	-	-	-	-	
		4	SILVA Hugo	-	-	-	-	
	11	MORAES Gian	-	-	-	-		
<b>Team Totals</b>				7	33	18	58	2.33

Scoring Service	Rk	No	Name	Aces	Faults	Serve Hits	Total Attempts	Avg by Set
	1	10	SILVA Alisson	2	-	9	11	0.67
	1	8	SILVA Vivalde	2	1	5	8	0.67
	3	7	LIMA Lucas	1	2	6	9	0.33
	4	1	JERONYMO Fabiano	-	3	11	14	0.00
	4	12	CIRQUERA Pablo	-	2	9	11	0.00
	4	6	PERES Victor	-	2	5	7	0.00
	4	2	SOARES Igor	-	-	2	2	0.00
	4	5	SILVA Petrus	-	-	2	2	0.00
	4	3	CRUVINEL Renato	-	-	1	1	0.00
	4	4	SILVA Hugo	-	-	1	1	0.00
	4	9	PINHEIRO Leonardo	-	-	1	1	0.00
	11	MORAES Gian	-	-	-	-		
<b>Team Totals</b>				5	10	52	67	1.67

<b>Team</b>	<b>Opponent Errors &amp; Team Faults</b>	19
-------------	--	----

Timing and Results provided by  TISSOT





THU 11 JUL 2013  
18:00  
19:35

Match No: 40

### Match Statistics

статистика

Match Duration: 1h 35m  
Attendance: 900


**POL vs BRA**  
3 0


Teams	Sets	1	2	3	Total
<b>POL</b>	<b>3</b>	27	25	25	77
<b>BRA</b>	<b>0</b>	25	23	17	65
<b>Playing Time</b>		30m	30m	29m	1h 29m


First Referee: MOUSSEAU Malcolm Richard (CAN)

Second Referee: BERDNIKOV Maxim (RUS)

### BRA - Brazil


Non-Scoring Dig	Rk	No	Name	Digs	Faults	Receptions	Total Attempts	Avg by Set
	1	11	MORAES Gian	10	6	10	26	3.33
	2	1	JERONYMO Fabiano	2	1	6	9	0.67
	2	12	CIRQUERA Pablo	2	2	4	8	0.67
	2	9	PINHEIRO Leonardo	2	1	1	4	0.67
	5	2	SOARES Igor	1	-	4	5	0.33
	6	7	LIMA Lucas	-	1	3	4	0.00
	6	3	CRUVINEL Renato	-	-	3	3	0.00
	6	4	SILVA Hugo	-	-	1	1	0.00
	6	6	PERES Victor	-	-	1	1	0.00
	6	8	SILVA Vivalde	-	-	1	1	0.00
<b>Team Totals</b>				17	11	34	62	5.67

Non-Scoring Set	Rk	No	Name	Running Sets	Faults	Still Sets	Total Attempts	Avg by Set
	1	1	JERONYMO Fabiano	22	-	38	60	7.33
	2	3	CRUVINEL Renato	6	-	8	14	2.00
	3	10	SILVA Alisson	1	-	1	2	0.33
	4	11	MORAES Gian	-	-	6	6	0.00
	4	12	CIRQUERA Pablo	-	-	5	5	0.00
	4	9	PINHEIRO Leonardo	-	-	3	3	0.00
	4	5	SILVA Petrus	-	-	2	2	0.00
	4	6	PERES Victor	-	-	2	2	0.00
	4	2	SOARES Igor	-	-	1	1	0.00
	4	7	LIMA Lucas	-	-	1	1	0.00
<b>Team Totals</b>				29	-	67	96	9.67

Non-Scoring Reception	Rk	No	Name	Excellents	Faults	Serve Receptions	Total Attempts	Succ %	
	1	11	MORAES Gian	10	2	6	18	55.56	
	2	12	CIRQUERA Pablo	8	1	12	21	38.10	
	3	6	PERES Victor	5	2	8	15	33.33	
		2	SOARES Igor	1	-	3	4		
		4	SILVA Hugo	2	-	2	4		
		1	JERONYMO Fabiano	-	-	1	1		
		3	CRUVINEL Renato	-	-	-	-		
		5	SILVA Petrus	-	-	-	-		
		7	LIMA Lucas	-	-	-	-		
		8	SILVA Vivalde	-	-	-	-		
<b>Limit</b>		10	SILVA Alisson	-	-	-	-		
<b>25.00%</b>	<b>Team Totals</b>				26	5	32	63	41.27

LEGEND

Avg Average Eff% Efficiency Rk Rank Succ% Success %

Timing and Results provided by  TISSOT



Match No: 42

### Start List

Стартовый список

## SUI vs MAC

First Referee: HOSEIN Azad Khayyam (CAN)

Second Referee: CHUMAK Ivan (RUS)

### SUI - Switzerland Red

No.	C/L	Name	Shirt Name	Height m / ft in	Weight kg / lbs	Highest Reach		Date of Birth	Tournament Totals				
						Spike cm	Block cm		Spike	Block	Serve	Total	%
1		STEIGMEIER Sebastien		2.00/6'7"	100/220	358	330	5 JUL 1989	68	2	10	80	32.52
3		GIGER Reto		1.94/6'4"	82/181	340	310	5 AUG 1991	3	4	4	11	4.47
4		WALZER Marc		1.99/6'6"	85/187	340	320	2 MAR 1990	17	5	3	25	10.16
5		WETZEL Elias		1.95/6'5"	88/194	346	319	12 MAY 1993	4		1	5	2.03
7		BALDY-MOULINIER Nicolas Christoph		1.94/6'4"	89/196	335	315	14 MAR 1989	2	1	1	4	1.63
11		BRUEHWILER Roman		1.88/6'2"	80/176	340	315	14 AUG 1987	33	8	2	43	17.48
12		HAENGGI Christoph		1.94/6'4"	80/176	340	315	18 JUL 1993	16	11	3	30	12.20
14	C	CARREL Julien		1.88/6'2"	72/159	330	310	19 JUL 1988	2	3	4	9	3.66
15	L	VAUTIER Joris		1.81/5'11"	67/148	315	305	12 JUN 1990					
16		BRANDER Fabian		1.96/6'5"	82/181	345	322	16 APR 1987	25	1	2	28	11.38
17		EHRAT Samuel		2.00/6'7"	81/179	345	320	20 APR 1992	5	1		6	2.44
18		CHANDON Yohan		1.90/6'3"	81/179	330	305	24 AUG 1988	5			5	2.03

Head Coach BETTELLO Dario

Assistant Coach DUFAUX Michel

#### Results in this Universiade

Phase	Opponent	Sets	Points per Set
Preliminary	AUS	3 - 2	24-26, 25-22, 25-18, 22-25, 15-10
Preliminary	POL	0 - 3	17-25, 19-25, 17-25
Preliminary	CHN	3 - 1	28-30, 25-21, 25-18, 25-15
Preliminary	BRA	1 - 3	23-25, 21-25, 25-21, 14-25

### MAC - Macau Black

No.	C/L	Name	Shirt Name	Height m / ft in	Weight kg / lbs	Highest Reach		Date of Birth	Tournament Totals				
						Spike cm	Block cm		Spike	Block	Serve	Total	%
3		CHAN Weng lo	CHAN W I	1.87/6'2"	72/159	310	310	16 AUG 1987	11	2		13	13.40
4		WONG Wai Hei	WONG W H	1.72/5'8"	65/143	300	290	14 JUN 1994	13	1		14	14.43
5	C	KAN Chou Pui	KAN C P	1.76/5'9"	70/154	305	300	1 OCT 1987	8		2	10	10.31
6		LAM Man Tek	LAM M T	1.73/5'8"	71/157	300	295	23 JUL 1987					
7		CHOI Wai Kit	CHOI W K	1.89/6'2"	82/181	320	310	13 MAY 1987	13	3	1	17	17.53
9		LEONG Kuan Kin	LEONG K K	1.77/5'10"	65/143	300	300	13 JUN 1989	1		1	2	2.06
11		IEONG I Kit	IEONG I K	1.83/6'0"	98/216	305	298	2 SEP 1987	3	2		5	5.15
12		LAM Lok Hang	LAM L H	1.91/6'3"	82/181	330	310	20 MAR 1991	29	1		30	30.93
13	L	CHIANG Sio Man	CHIANG S M	1.63/5'4"	59/130	270	300	22 JUL 1989					
14		LEONG On Tek	LEONG O T	1.85/6'1"	83/183	300	298	8 JAN 1990	3			3	3.09
17		WONG Chon Hang	WONG C H	1.73/5'8"	70/154	260	260	21 AUG 1991	2		1	3	3.09
18	L	CHAN Ka Hei	CHAN K H	1.80/5'11"	78/172	330	305	7 DEC 1988					


Head Coach NG Wai Keong

Assistant Coach CHAN Man Kan

#### Results in this Universiade

Phase	Opponent	Sets	Points per Set
Preliminary	BRA	0 - 3	10-25, 11-25, 16-25
Preliminary	AUS	0 - 3	10-25, 17-25, 15-25
Preliminary	POL	0 - 3	6-25, 11-25, 17-25
Preliminary	CHN	1 - 3	22-25, 14-25, 25-19, 8-25

LEGEND			
%	Percent of total team scoring	C	Team Captain
L	Libero Player		

Timing and Results provided by  TISSOT



Match No: 42

**Match Results**  
Результат / Отчет о матче

Match Duration: 1h 01m  
Attendance: 237

**SUI vs MAC**  
**3 0**

Teams	Sets	1	2	3	Total
<b>SUI</b>	<b>3</b>	25	25	25	75
<b>MAC</b>	<b>0</b>	13	13	11	37
<b>Playing Time</b>		17m	20m	18m	55m

First Referee: HOSEIN Azad Khayyam (CAN)

Second Referee: CHUMAK Ivan (RUS)

SUI - Switzerland									
No	C/L	Name	1	2	3	4	5	Pts	
1		STEIGMEIER Sebastien	5	4				15	
3		GIGER Reto		14	1			1	
4		WALZER Marc	4					4	
5		WETZEL Elias		1	4			5	
7		BALDY-MOULINIER Nicolas Christoph	6	5	5			5	
11		BRUEHWILER Roman	7						
12		HAENGGI Christoph		6	6			5	
14	C	CARREL Julien	2	1				1	
15	L	VAUTIER Joris	L	L	L				
16		BRANDER Fabian							
17		EHRAT Samuel	1	3	3			9	
18		CHANDON Yohan	3	2	2			7	
Head Coach		BETTELLO Dario							
Assistant Coach		DUFAUX Michel							

MAC - Macau									
No	C/L	Name	1	2	3	4	5	Pts	
3		CHAN Weng lo	5	5	5			2	
4		WONG Wai Hei	1	1				3	
5	C	KAN Chou Pui		4	1			1	
6		LAM Man Tek			3				
7		CHOI Wai Kit	3	3				5	
9		LEONG Kuan Kin		2	2			1	
11		IEONG I Kit		7	3			1	
12		LAM Lok Hang	4	4	4			7	
13	L	CHIANG Sio Man		L	L				
14		LEONG On Tek	2		9				
17		WONG Chon Hang	6	6	6				
18	L	CHAN Ka Hei	L	L	L				
Head Coach		NG Wai Keong							
Assistant Coach		CHAN Man Kan							

**TEAM AND PLAYER PERFORMANCES**

Won	Total Atts	No Name	Scoring Skills	Won	Total Atts	No Name
<b>35</b>	<b>61</b>	<b>Total Team</b>		<b>20</b>	<b>69</b>	<b>Total Team</b>
10	14	1 STEIGMEIER Sebastien	Spike	7	23	12 LAM Lok Hang
6	9	17 EHRAT Samuel		5	14	7 CHOI Wai Kit
5	6	5 WETZEL Elias		3	3	4 WONG Wai Hei
<b>11</b>	<b>37</b>	<b>Total Team</b>	Block		<b>31</b>	<b>Total Team</b>
3	6	1 STEIGMEIER Sebastien				
3	13	17 EHRAT Samuel				
2	5	18 CHANDON Yohan	Serve		<b>39</b>	<b>Total Team</b>
<b>6</b>	<b>73</b>	<b>Total Team</b>				
2	8	1 STEIGMEIER Sebastien				
1	17	18 CHANDON Yohan	Opp Error	<b>17</b>		<b>Total Team</b>
1	11	12 HAENGGI Christoph		<b>37</b>	<b>139</b>	<b>Total Team</b>
<b>23</b>		<b>Total Team</b>	Total			
<b>75</b>	<b>171</b>	<b>Total Team</b>				
<b>15</b>	<b>28</b>	1 STEIGMEIER Sebastien	Best Scorer	<b>7</b>	<b>35</b>	12 LAM Lok Hang

**LEGEND**

**Atts** Attempts  
**L** Libero player  
**n** Starting line-up where n = starting position on court (i.e. positions 1 to 6)  
**Opp** Opponent

**C** Team Captain  
**L** Substitute libero  
**nn** Substitute where nn = jersey number of out going player  
**Pts** Points scored

Timing and Results provided by **TISSOT**



THU 11 JUL 2013  
18:00  
19:01

Match No: 42

### Match Statistics

статистика

Match Duration: 1h 01m  
Attendance: 237

SUI vs MAC  
3 0

Teams	Sets	1	2	3	Total
SUI	3	25	25	25	75
MAC	0	13	13	11	37
Playing Time		17m	20m	18m	55m

First Referee: HOSEIN Azad Khayyam (CAN)


Second Referee: CHUMAK Ivan (RUS)

### SUI - Switzerland

Scoring Spike

Limit 15.00%

Rk	No	Name	Spikes	Faults	Shots	Total Attempts	Eff %
1	1	STEIGMEIER Sebastien	10	1	3	14	64.29
2	18	CHANDON Yohan	4	1	9	14	21.43
	17	EHRAT Samuel	6	-	3	9	
	7	BALDY-MOULINIER Nicolas Christoph	3	1	4	8	
	5	WETZEL Elias	5	-	1	6	
	12	HAENGGI Christoph	3	-	1	4	
	4	WALZER Marc	3	-	-	3	
	14	CARREL Julien	1	1	1	3	
	3	GIGER Reto	-	-	-	-	
	11	BRUEHWILER Roman	-	-	-	-	
	15	VAUTIER Joris	-	-	-	-	
	16	BRANDER Fabian	-	-	-	-	
<b>Team Totals</b>			35	4	22	61	50.82

Scoring Block


Rk	No	Name	Kill Blocks	Faults	Rebounds	Total Attempts	Avg by Set
1	17	EHRAT Samuel	3	5	5	13	1.00
1	1	STEIGMEIER Sebastien	3	1	2	6	1.00
3	18	CHANDON Yohan	2	2	1	5	0.67
4	3	GIGER Reto	1	3	-	4	0.33
4	7	BALDY-MOULINIER Nicolas Christoph	1	2	-	3	0.33
4	12	HAENGGI Christoph	1	2	-	3	0.33
7	4	WALZER Marc	-	2	1	3	0.00
	5	WETZEL Elias	-	-	-	-	
	11	BRUEHWILER Roman	-	-	-	-	
	14	CARREL Julien	-	-	-	-	
	15	VAUTIER Joris	-	-	-	-	
	16	BRANDER Fabian	-	-	-	-	
<b>Team Totals</b>			11	17	9	37	3.67

Scoring Service


Rk	No	Name	Aces	Faults	Serve Hits	Total Attempts	Avg by Set
1	1	STEIGMEIER Sebastien	2	1	5	8	0.67
2	18	CHANDON Yohan	1	-	16	17	0.33
2	12	HAENGGI Christoph	1	1	9	11	0.33
2	7	BALDY-MOULINIER Nicolas Christoph	1	2	7	10	0.33
2	4	WALZER Marc	1	1	2	4	0.33
6	14	CARREL Julien	-	2	5	7	0.00
6	3	GIGER Reto	-	2	4	6	0.00
6	17	EHRAT Samuel	-	2	4	6	0.00
6	5	WETZEL Elias	-	-	2	2	0.00
6	11	BRUEHWILER Roman	-	1	1	2	0.00
	15	VAUTIER Joris	-	-	-	-	
	16	BRANDER Fabian	-	-	-	-	
<b>Team Totals</b>			6	12	55	73	2.00

Team

Opponent Errors & Team Faults	23
-------------------------------	----

Timing and Results provided by  TISSOT



THU 11 JUL 2013  
18:00  
19:01

Match No: 42

### Match Statistics

статистика

Match Duration: 1h 01m  
Attendance: 237


SUI vs MAC  
3 0

Teams	Sets	1	2	3	Total
SUI	3	25	25	25	75
MAC	0	13	13	11	37
Playing Time		17m	20m	18m	55m

First Referee: HOSEIN Azad Khayyam (CAN)

Second Referee: CHUMAK Ivan (RUS)

### SUI - Switzerland

Non-Scoring Dig


Rk	No	Name	Digs	Faults	Receptions	Total Attempts	Avg by Set
1	15	VAUTIER Joris	5	2	2	9	1.67
2	18	CHANDON Yohan	2	1	7	10	0.67
2	12	HAENGGI Christoph	2	-	1	3	0.67
4	7	BALDY-MOULINIER Nicolas Christoph	1	-	3	4	0.33
4	1	STEIGMEIER Sebastien	1	-	-	1	0.33
6	17	EHRAT Samuel	-	-	5	5	0.00
6	14	CARREL Julien	-	-	2	2	0.00
	3	GIGER Reto	-	-	-	-	
	4	WALZER Marc	-	-	-	-	
	5	WETZEL Elias	-	-	-	-	
	11	BRUEHWILER Roman	-	-	-	-	
	16	BRANDER Fabian	-	-	-	-	
<b>Team Totals</b>			11	3	20	34	3.67


Non-Scoring Set


Rk	No	Name	Running Sets	Faults	Still Sets	Total Attempts	Avg by Set
1	3	GIGER Reto	18	1	10	29	6.00
2	14	CARREL Julien	13	-	7	20	4.33
3	18	CHANDON Yohan	1	-	-	1	0.33
4	7	BALDY-MOULINIER Nicolas Christoph	-	-	2	2	0.00
4	5	WETZEL Elias	-	-	1	1	0.00
4	15	VAUTIER Joris	-	-	1	1	0.00
4	17	EHRAT Samuel	-	-	1	1	0.00
	1	STEIGMEIER Sebastien	-	-	-	-	
	4	WALZER Marc	-	-	-	-	
	11	BRUEHWILER Roman	-	-	-	-	
	12	HAENGGI Christoph	-	-	-	-	
	16	BRANDER Fabian	-	-	-	-	
<b>Team Totals</b>			32	1	22	55	10.67

Non-Scoring Reception

<b>Limit</b> 25.00%

Rk	No	Name	Excellents	Faults	Serve Receptions	Total Attempts	Succ %
1	15	VAUTIER Joris	5	-	3	8	62.50
2	18	CHANDON Yohan	6	-	6	12	50.00
3	7	BALDY-MOULINIER Nicolas Christoph	4	-	5	9	44.44
	5	WETZEL Elias	1	-	-	1	
	11	BRUEHWILER Roman	-	-	1	1	
	17	EHRAT Samuel	-	-	1	1	
	1	STEIGMEIER Sebastien	-	-	-	-	
	3	GIGER Reto	-	-	-	-	
	4	WALZER Marc	-	-	-	-	
	12	HAENGGI Christoph	-	-	-	-	
	14	CARREL Julien	-	-	-	-	
	16	BRANDER Fabian	-	-	-	-	
<b>Team Totals</b>			16		16	32	50.00

Timing and Results provided by  TISSOT



THU 11 JUL 2013  
18:00  
19:01

Match No: 42

### Match Statistics

статистика

Match Duration: 1h 01m  
Attendance: 237

SUI vs MAC  
3 0

Teams	Sets	1	2	3	Total
SUI	3	25	25	25	75
MAC	0	13	13	11	37
	Playing Time	17m	20m	18m	55m

First Referee: HOSEIN Azad Khayyam (CAN)


Second Referee: CHUMAK Ivan (RUS)

### MAC - Macau


Scoring Spike

Limit 15.00%

Rk	No	Name	Spikes	Faults	Shots	Total Attempts	Eff %
1	7	CHOI Wai Kit	5	3	6	14	14.29
	12	LAM Lok Hang	7	7	9	23	
	3	CHAN Weng lo	2	1	4	7	
	5	KAN Chou Pui	1	5	1	7	
	11	IEONG I Kit	1	3	1	5	
	9	LEONG Kuan Kin	1	1	2	4	
	14	LEONG On Tek	-	3	1	4	
	4	WONG Wai Hei	3	-	-	3	
	17	WONG Chon Hang	-	-	2	2	
	6	LAM Man Tek	-	-	-	-	
	13	CHIANG Sio Man	-	-	-	-	
	18	CHAN Ka Hei	-	-	-	-	
<b>Team Totals</b>			20	23	26	69	

Scoring Block



Rk	No	Name	Kill Blocks	Faults	Rebounds	Total Attempts	Avg by Set
1	3	CHAN Weng lo	-	8	1	9	0.00
1	12	LAM Lok Hang	-	5	1	6	0.00
1	4	WONG Wai Hei	-	3	1	4	0.00
1	14	LEONG On Tek	-	4	-	4	0.00
1	17	WONG Chon Hang	-	-	2	2	0.00
1	9	LEONG Kuan Kin	-	1	1	2	0.00
1	11	IEONG I Kit	-	2	-	2	0.00
1	5	KAN Chou Pui	-	-	1	1	0.00
1	7	CHOI Wai Kit	-	-	1	1	0.00
	6	LAM Man Tek	-	-	-	-	
	13	CHIANG Sio Man	-	-	-	-	
	18	CHAN Ka Hei	-	-	-	-	
<b>Team Totals</b>				23	8	31	0.00

Scoring Service


Rk	No	Name	Aces	Faults	Serve Hits	Total Attempts	Avg by Set
1	12	LAM Lok Hang	-	-	6	6	0.00
1	17	WONG Chon Hang	-	-	6	6	0.00
1	14	LEONG On Tek	-	2	4	6	0.00
1	3	CHAN Weng lo	-	-	4	4	0.00
1	7	CHOI Wai Kit	-	-	4	4	0.00
1	5	KAN Chou Pui	-	-	3	3	0.00
1	4	WONG Wai Hei	-	1	2	3	0.00
1	9	LEONG Kuan Kin	-	1	2	3	0.00
1	6	LAM Man Tek	-	1	1	2	0.00
1	11	IEONG I Kit	-	1	1	2	0.00
	13	CHIANG Sio Man	-	-	-	-	
	18	CHAN Ka Hei	-	-	-	-	
<b>Team Totals</b>				6	33	39	0.00

Team

Opponent Errors & Team Faults	17	2
-------------------------------	----	---

Timing and Results provided by  TISSOT





THU 11 JUL 2013  
18:00  
19:01

Match No: 42

### Match Statistics

статистика

Match Duration: 1h 01m  
Attendance: 237


SUI vs MAC  
3 0

Teams	Sets	1	2	3	Total
SUI	3	25	25	25	75
MAC	0	13	13	11	37
Playing Time		17m	20m	18m	55m

First Referee: HOSEIN Azad Khayyam (CAN)

Second Referee: CHUMAK Ivan (RUS)

### MAC - Macau

Non-Scoring Dig


Rk	No	Name	Digs	Faults	Receptions	Total Attempts	Avg by Set
1	18	CHAN Ka Hei	2	2	2	6	0.67
1	4	WONG Wai Hei	2	-	3	5	0.67
3	12	LAM Lok Hang	1	1	6	8	0.33
3	13	CHIANG Sio Man	1	2	1	4	0.33
3	11	IEONG I Kit	1	-	1	2	0.33
3	14	LEONG On Tek	1	-	1	2	0.33
7	7	CHOI Wai Kit	-	3	3	6	0.00
7	17	WONG Chon Hang	-	2	2	4	0.00
7	5	KAN Chou Pui	-	-	1	1	0.00
	3	CHAN Weng lo	-	-	-	-	-
	6	LAM Man Tek	-	-	-	-	-
	9	LEONG Kuan Kin	-	-	-	-	-
<b>Team Totals</b>			8	10	20	38	2.67

Non-Scoring Set



Rk	No	Name	Running Sets	Faults	Still Sets	Total Attempts	Avg by Set
1	17	WONG Chon Hang	17	2	43	62	5.67
2	4	WONG Wai Hei	1	-	-	1	0.33
2	13	CHIANG Sio Man	1	-	-	1	0.33
4	7	CHOI Wai Kit	-	-	2	2	0.00
4	3	CHAN Weng lo	-	-	1	1	0.00
4	5	KAN Chou Pui	-	-	1	1	0.00
	6	LAM Man Tek	-	-	-	-	-
	9	LEONG Kuan Kin	-	-	-	-	-
	11	IEONG I Kit	-	-	-	-	-
	12	LAM Lok Hang	-	-	-	-	-
	14	LEONG On Tek	-	-	-	-	-
	18	CHAN Ka Hei	-	-	-	-	-
<b>Team Totals</b>			19	2	47	68	6.33

Non-Scoring Reception

<b>Limit</b> 25.00%

Rk	No	Name	Excellents	Faults	Serve Receptions	Total Attempts	Succ %
1	12	LAM Lok Hang	8	1	19	28	28.57
1	18	CHAN Ka Hei	4	1	9	14	28.57
3	4	WONG Wai Hei	-	3	6	9	0.00
	11	IEONG I Kit	2	-	2	4	-
	13	CHIANG Sio Man	2	-	1	3	-
	5	KAN Chou Pui	-	-	1	1	-
	17	WONG Chon Hang	-	1	-	1	-
	3	CHAN Weng lo	-	-	-	-	-
	6	LAM Man Tek	-	-	-	-	-
	7	CHOI Wai Kit	-	-	-	-	-
	9	LEONG Kuan Kin	-	-	-	-	-
	14	LEONG On Tek	-	-	-	-	-
<b>Team Totals</b>			16	6	38	60	26.67

LEGEND Avg Average Eff% Efficiency Rk Rank Succ% Success %

Timing and Results provided by  TISSOT



# Result Book

27th Summer Universiade in Kazan 2013



## Volleyball

Men's Preliminary Round Group D





Match No: 4

### Start List

Стартовый список

## MEX vs CHI

First Referee: Kang Joo Hee (KOR)

Second Referee: Nesterenko Kirill (RUS)

### MEX - Mexico

No.	C/L	Name	Shirt Name	Height m / ft in	Weight kg / lbs	Highest Reach		Date of Birth	Tournament Totals				
						Spike cm	Block cm		Spike	Block	Serve	Total	%
1		VALDES Jesus	Valdes	1.88/6'2"	90/198	330	310	5 OCT 1990					
3		TOVAR Eduardo	Tovar	1.86/6'1"	92/203	340	325	2 AUG 1988					
4		PETRIS Martin Gilberto	Petris	1.94/6'4"	86/190	330	310	23 JUL 1990					
5		LIZARRAGA Efrain Guadalupe	Lizarraga	1.77/5'10"	75/165	308	300	12 DEC 1990					
7		BARAJAS Jorge Alejandro	Barajas	1.88/6'2"	83/183	309	300	7 MAY 1991					
8		VARGAS OSORIO Daniel	Vargas	1.97/6'6"	95/209	340	325	1 SEP 1986					
9		GUERRERO Ismael	Guerrero	2.04/6'8"	84/185	330	330	15 MAR 1988					
10	L	MEDINA David Raul	Medina	1.79/5'10"	75/165	309	300	4 DEC 1986					
11		ORELLANA Nestor	Orellana	1.95/6'5"	78/172	330	320	7 JAN 1992					
12		ARANZUBIA Rodolfo	Aranzuba	1.75/5'9"	75/165	340	330	2 AUG 1988					
13		CORDOVA ARVIZU Samuel	Cordova	1.99/6'6"	89/196	345	335	13 MAR 1989					
14	C	AGUILERA Tomas Alonso	Aguilera	2.02/6'8"	96/212	345	330	15 NOV 1988					
<b>Head Coach</b>			Valdez Niebla Jesus Edgar			<b>Assistant Coach</b>			Arenas Jesus Antonio				

### CHI - Chile

No.	C/L	Name	Shirt Name	Height m / ft in	Weight kg / lbs	Highest Reach		Date of Birth	Tournament Totals				
						Spike cm	Block cm		Spike	Block	Serve	Total	%
1		PARRAGUIRRE Vicente	PARRAGUIRRE	1.90/6'3"	88/194	325	310	14 OCT 1994					
2		SALINAS Rodrigo	SALINAS	1.85/6'1"	78/172	315	305	6 MAY 1991					
3		PARRAGUIRRE Tomas	PARRAGUIRRE	1.92/6'4"	90/198	320	310	1 MAR 1991					
4		CACERES Carlos	CACERES	1.85/6'1"	85/187	305	290	18 FEB 1989					
5	C	PARRAGUIRRE Matias	PARRAGUIRRE	1.95/6'5"	98/216	310	300	2 JUL 1987					
6		FRAZZONI Roberto	FRAZZONI	1.88/6'2"	78/172	310	295	28 SEP 1992					
7	L	PAPAGALLO Felipe	PAPAGALLO	1.78/5'10"	75/165	295	280	11 AUG 1991					
8		GONZALEZ Christian	GONZALEZ	1.80/5'11"	75/165	270	250	1 APR 1991					
9		LOPEZ Cristobal	LOPEZ	1.90/6'3"	89/196	310	305	26 SEP 1989					
10		VALENZUELA Diego	VALENZUELA	1.85/6'1"	78/172	305	300	7 FEB 1991					
11		RILLING Alan	RILLING	1.80/5'11"	82/181	320	308	5 NOV 1987					
13		GOMEZ Felipe	GOMEZ	1.90/6'3"	87/192	310	305	23 NOV 1992					
<b>Head Coach</b>			SERRANO Claudio			<b>Assistant Coach</b>			MENDEZ Victor				

#### LEGEND

% Percent of total team scoring    C Team Captain    L Libero Player

Timing and Results provided by  TISSOT



Match No: 4

### Match Results

Результат / Отчет о матче

Match Duration: 1h 42m  
Attendance: 350

**MEX vs CHI**  
**3 1**

Teams	Sets	1	2	3	4	Total
MEX	3	25	25	19	25	94
CHI	1	22	20	25	22	89
	Playing Time	26m	23m	21m	24m	1h 34m

First Referee: Kang Joo Hee (KOR)

Second Referee: Nesterenko Kirill (RUS)

MEX - Mexico								
No	C/L	Name	1	2	3	4	5	Pts
1		VALDES Jesus	2	3	2	3		16
3		TOVAR Eduardo	5	6	5	6		6
4		PETRIS Martin Gilberto						
5		LIZARRAGA Efrain Guadalupe	11	11	7	11		
7		BARAJAS Jorge Alejandro	1	2	1	2		2
8		VARGAS OSORIO Daniel	7	7	7	7		4
9		GUERRERO Ismael						
10	L	MEDINA David Raul	L	L	L	L		
11		ORELLANA Nestor	4	5	4	5		17
12		ARANZUBIA Rodolfo	3	3	3	3		
13		CORDOVA ARVIZU Samuel	3	4	3	4		11
14	C	AGUILERA Tomas Alonso	6	1	6	1		12

CHI - Chile								
No	C/L	Name	1	2	3	4	5	Pts
1		PARRAGUIRRE Vicente		5	6	5		15
2		SALINAS Rodrigo						3
3		PARRAGUIRRE Tomas		6	1	6		8
4		CACERES Carlos	2	1				
5	C	PARRAGUIRRE Matias	3	2	3	2		9
6		FRAZZONI Roberto	11	4	2	1		3
7	L	PAPAGALLO Felipe	L	L	L	L		
8		GONZALEZ Christian						
9		LOPEZ Cristobal		3				4
10		VALENZUELA Diego						
11		RILLING Alan	5	4	5	4		15
13		GOMEZ Felipe	4	9	6	3		3

#### TEAM AND PLAYER PERFORMANCES

Won	Total Atts	No Name
52	107	<b>Total Team</b>
15	31	11 ORELLANA Nestor
11	25	1 VALDES Jesus
9	11	14 AGUILERA Tomas Alonso
12	46	<b>Total Team</b>
4	11	1 VALDES Jesus
2	3	8 VARGAS OSORIO Daniel
2	14	14 AGUILERA Tomas Alonso
4	94	<b>Total Team</b>
1	16	3 TOVAR Eduardo
1	11	14 AGUILERA Tomas Alonso
1	18	1 VALDES Jesus
26		<b>Total Team</b>
94	247	<b>Total Team</b>
17	47	11 ORELLANA Nestor

Scoring Skills
<b>Spike</b>
<b>Block</b>
<b>Serve</b>
<b>Opp Error</b>
<b>Total</b>
<b>Best Scorer</b>

Won	Total Atts	No Name
46	104	<b>Total Team</b>
12	16	1 PARRAGUIRRE Vicente
11	22	11 RILLING Alan
8	28	5 PARRAGUIRRE Matias
9	49	<b>Total Team</b>
2	4	6 FRAZZONI Roberto
2	11	3 PARRAGUIRRE Tomas
2	4	11 RILLING Alan
5	89	<b>Total Team</b>
2	17	11 RILLING Alan
2	10	1 PARRAGUIRRE Vicente
1	11	3 PARRAGUIRRE Tomas
29		<b>Total Team</b>
89	242	<b>Total Team</b>
15	32	1 PARRAGUIRRE Vicente

LEGEND	
Atts	Attempts
L	Libero player
n	Starting line-up where n = starting position on court (i.e. positions 1 to 6)
Opp	Opponent
C	Team Captain
L	Substitute libero
nn	Substitute where nn = jersey number of out going player
Pts	Points scored

Timing and Results provided by TISSOT





Match No: 4

### Match Statistics

СТАТИСТИКА

Match Duration: 1h 42m  
Attendance: 350

### MEX vs CHI

3 1

Teams	Sets	1	2	3	4	Total
MEX	3	25	25	19	25	94
CHI	1	22	20	25	22	89
Playing Time		26m	23m	21m	24m	1h 34m

First Referee: Kang Joo Hee (KOR)


Second Referee: Nesterenko Kirill (RUS)

### MEX - Mexico


Scoring Spike

Limit 15.00%

Rk	No	Name	Spikes	Faults	Shots	Total Attempts	Eff %
1	1	VALDES Jesus	11	2	12	25	36.00
2	11	ORELLANA Nestor	15	7	9	31	25.81
	13	CORDOVA ARVIZU Samuel	9	2	5	16	
	14	AGUILERA Tomas Alonso	9	1	1	11	
	3	TOVAR Eduardo	4	2	5	11	
	8	VARGAS OSORIO Daniel	2	2	2	6	
	7	BARAJAS Jorge Alejandro	2	1	1	4	
	10	MEDINA David Raul	-	1	2	3	
	4	PETRIS Martin Gilberto	-	-	-	-	
	5	LIZARRAGA Efrain Guadalupe	-	-	-	-	
	9	GUERRERO Ismael	-	-	-	-	
	12	ARANZUBIA Rodolfo	-	-	-	-	
Team Totals			52	18	37	107	31.78

Scoring Block



Rk	No	Name	Kill Blocks	Faults	Rebounds	Total Attempts	Avg by Set
1	1	VALDES Jesus	4	4	3	11	1.00
2	14	AGUILERA Tomas Alonso	2	7	5	14	0.50
2	11	ORELLANA Nestor	2	3	-	5	0.50
2	8	VARGAS OSORIO Daniel	2	1	-	3	0.50
5	13	CORDOVA ARVIZU Samuel	1	6	4	11	0.25
5	3	TOVAR Eduardo	1	-	-	1	0.25
7	7	BARAJAS Jorge Alejandro	-	1	-	1	0.00
	4	PETRIS Martin Gilberto	-	-	-	-	
	5	LIZARRAGA Efrain Guadalupe	-	-	-	-	
	9	GUERRERO Ismael	-	-	-	-	
	10	MEDINA David Raul	-	-	-	-	
	12	ARANZUBIA Rodolfo	-	-	-	-	
Team Totals			12	22	12	46	3.00

Scoring Service


Rk	No	Name	Aces	Faults	Serve Hits	Total Attempts	Avg by Set
1	1	VALDES Jesus	1	2	15	18	0.25
1	13	CORDOVA ARVIZU Samuel	1	7	10	18	0.25
1	3	TOVAR Eduardo	1	-	15	16	0.25
1	14	AGUILERA Tomas Alonso	1	1	9	11	0.25
5	7	BARAJAS Jorge Alejandro	-	4	16	20	0.00
5	11	ORELLANA Nestor	-	2	9	11	0.00
	4	PETRIS Martin Gilberto	-	-	-	-	
	5	LIZARRAGA Efrain Guadalupe	-	-	-	-	
	8	VARGAS OSORIO Daniel	-	-	-	-	
	9	GUERRERO Ismael	-	-	-	-	
	10	MEDINA David Raul	-	-	-	-	
	12	ARANZUBIA Rodolfo	-	-	-	-	
Team Totals			4	16	74	94	1.00

Team

Opponent Errors & Team Faults	26	1
-------------------------------	----	---

Timing and Results provided by  TISSOT



Match No: 4

### Match Statistics

статистика

Match Duration: 1h 42m  
Attendance: 350

### MEX vs CHI


3 1

Teams	Sets	1	2	3	4	Total
MEX	3	25	25	19	25	94
CHI	1	22	20	25	22	89
Playing Time		26m	23m	21m	24m	1h 34m


First Referee: Kang Joo Hee (KOR)

Second Referee: Nesterenko Kirill (RUS)

### MEX - Mexico

Non-Scoring Dig


Rk	No	Name	Digs	Faults	Receptions	Total Attempts	Avg by Set
1	3	TOVAR Eduardo	3	-	3	6	0.75
2	10	MEDINA David Raul	1	4	4	9	0.25
2	13	CORDOVA ARVIZU Samuel	1	1	2	4	0.25
2	5	LIZARRAGA Efrain Guadalupe	1	-	1	2	0.25
2	12	ARANZUBIA Rodolfo	1	-	-	1	0.25
6	14	AGUILERA Tomas Alonso	-	-	5	5	0.00
6	11	ORELLANA Nestor	-	1	3	4	0.00
6	1	VALDES Jesus	-	2	1	3	0.00
6	7	BARAJAS Jorge Alejandro	-	-	2	2	0.00
	4	PETRIS Martin Gilberto	-	-	-	-	-
	8	VARGAS OSORIO Daniel	-	-	-	-	-
	9	GUERRERO Ismael	-	-	-	-	-
<b>Team Totals</b>			7	8	21	36	1.75

Non-Scoring Set


Rk	No	Name	Running Sets	Faults	Still Sets	Total Attempts	Avg by Set
1	7	BARAJAS Jorge Alejandro	34	-	30	64	8.50
2	5	LIZARRAGA Efrain Guadalupe	5	-	4	9	1.25
3	11	ORELLANA Nestor	1	-	1	2	0.25
3	8	VARGAS OSORIO Daniel	1	-	-	1	0.25
3	13	CORDOVA ARVIZU Samuel	1	-	-	1	0.25
6	10	MEDINA David Raul	-	-	6	6	0.00
6	1	VALDES Jesus	-	-	1	1	0.00
6	3	TOVAR Eduardo	-	-	1	1	0.00
	4	PETRIS Martin Gilberto	-	-	-	-	-
	9	GUERRERO Ismael	-	-	-	-	-
	12	ARANZUBIA Rodolfo	-	-	-	-	-
	14	AGUILERA Tomas Alonso	-	-	-	-	-
<b>Team Totals</b>			42		43	85	10.50

Non-Scoring Reception

<b>Limit</b> 25.00%

Rk	No	Name	Excellents	Faults	Serve Receptions	Total Attempts	Succ %
1	10	MEDINA David Raul	15	3	22	40	37.50
	1	VALDES Jesus	4	-	10	14	
	3	TOVAR Eduardo	5	1	7	13	
	12	ARANZUBIA Rodolfo	-	-	3	3	
	14	AGUILERA Tomas Alonso	1	-	1	2	
	5	LIZARRAGA Efrain Guadalupe	-	1	-	1	
	4	PETRIS Martin Gilberto	-	-	-	-	
	7	BARAJAS Jorge Alejandro	-	-	-	-	
	8	VARGAS OSORIO Daniel	-	-	-	-	
	9	GUERRERO Ismael	-	-	-	-	
	11	ORELLANA Nestor	-	-	-	-	
	13	CORDOVA ARVIZU Samuel	-	-	-	-	
<b>Team Totals</b>			25	5	43	73	34.25





Match No: 4

### Match Statistics

статистика

Match Duration: 1h 42m  
Attendance: 350

**MEX vs CHI**  
3 1

Teams	Sets	1	2	3	4	Total
<b>MEX</b>	<b>3</b>	25	25	19	25	94
<b>CHI</b>	<b>1</b>	22	20	25	22	89
<b>Playing Time</b>		26m	23m	21m	24m	1h 34m

First Referee: Kang Joo Hee (KOR)

Second Referee: Nesterenko Kirill (RUS)

### CHI - Chile

Scoring Spike

<b>Limit</b>
<b>15.00%</b>

Rk	No	Name	Spikes	Faults	Shots	Total Attempts	Eff %
1	11	RILLING Alan	11	3	8	22	36.36
	5	PARRAGUIRRE Matias	8	9	11	28	
	1	PARRAGUIRRE Vicente	12	4	-	16	
	3	PARRAGUIRRE Tomas	5	1	9	15	
	2	SALINAS Rodrigo	3	1	4	8	
	9	LOPEZ Cristobal	4	-	3	7	
	13	GOMEZ Felipe	2	1	2	5	
	4	CACERES Carlos	-	-	1	1	
	6	FRAZZONI Roberto	1	-	-	1	
	7	PAPAGALLO Felipe	-	-	1	1	
	8	GONZALEZ Christian	-	-	-	-	
	10	VALENZUELA Diego	-	-	-	-	
<b>Team Totals</b>			<b>46</b>	<b>19</b>	<b>39</b>	<b>104</b>	<b>25.96</b>

Scoring Block



Rk	No	Name	Kill Blocks	Faults	Rebounds	Total Attempts	Avg by Set
1	3	PARRAGUIRRE Tomas	2	5	4	11	0.50
1	6	FRAZZONI Roberto	2	1	1	4	0.50
1	11	RILLING Alan	2	2	-	4	0.50
4	5	PARRAGUIRRE Matias	1	4	7	12	0.25
4	1	PARRAGUIRRE Vicente	1	5	-	6	0.25
4	13	GOMEZ Felipe	1	2	2	5	0.25
7	9	LOPEZ Cristobal	-	3	1	4	0.00
7	4	CACERES Carlos	-	1	1	2	0.00
7	2	SALINAS Rodrigo	-	1	-	1	0.00
	7	PAPAGALLO Felipe	-	-	-	-	
	8	GONZALEZ Christian	-	-	-	-	
	10	VALENZUELA Diego	-	-	-	-	
<b>Team Totals</b>			<b>9</b>	<b>24</b>	<b>16</b>	<b>49</b>	<b>2.25</b>

Scoring Service


Rk	No	Name	Aces	Faults	Serve Hits	Total Attempts	Avg by Set
1	11	RILLING Alan	2	4	11	17	0.50
1	1	PARRAGUIRRE Vicente	2	4	4	10	0.50
3	3	PARRAGUIRRE Tomas	1	1	9	11	0.25
4	5	PARRAGUIRRE Matias	-	1	20	21	0.00
4	13	GOMEZ Felipe	-	1	8	9	0.00
4	6	FRAZZONI Roberto	-	3	4	7	0.00
4	4	CACERES Carlos	-	-	6	6	0.00
4	9	LOPEZ Cristobal	-	-	6	6	0.00
4	2	SALINAS Rodrigo	-	1	1	2	0.00
	7	PAPAGALLO Felipe	-	-	-	-	
	8	GONZALEZ Christian	-	-	-	-	
	10	VALENZUELA Diego	-	-	-	-	
<b>Team Totals</b>			<b>5</b>	<b>15</b>	<b>69</b>	<b>89</b>	<b>1.25</b>

Team

Opponent Errors & Team Faults	
	29 1

Timing and Results provided by  TISSOT



Match No: 4

### Match Statistics

статистика

Match Duration: 1h 42m  
Attendance: 350

### MEX vs CHI


3 1

Teams	Sets	1	2	3	4	Total
MEX	3	25	25	19	25	94
CHI	1	22	20	25	22	89
<b>Playing Time</b>		26m	23m	21m	24m	1h 34m


First Referee: Kang Joo Hee (KOR)

Second Referee: Nesterenko Kirill (RUS)

### CHI - Chile

Non-Scoring Dig


Rk	No	Name	Digs	Faults	Receptions	Total Attempts	Avg by Set
1	7	PAPAGALLO Felipe	2	3	7	12	0.50
2	1	PARRAGUIRRE Vicente	1	2	1	4	0.25
3	11	RILLING Alan	-	-	6	6	0.00
3	5	PARRAGUIRRE Matias	-	-	4	4	0.00
3	6	FRAZZONI Roberto	-	-	3	3	0.00
3	13	GOMEZ Felipe	-	1	2	3	0.00
3	3	PARRAGUIRRE Tomas	-	-	2	2	0.00
3	2	SALINAS Rodrigo	-	1	1	2	0.00
3	4	CACERES Carlos	-	-	1	1	0.00
3	9	LOPEZ Cristobal	-	-	1	1	0.00
	8	GONZALEZ Christian	-	-	-	-	
	10	VALENZUELA Diego	-	-	-	-	
<b>Team Totals</b>			3	7	28	38	0.75

Non-Scoring Set


Rk	No	Name	Running Sets	Faults	Still Sets	Total Attempts	Avg by Set
1	6	FRAZZONI Roberto	18	1	28	47	4.50
2	4	CACERES Carlos	17	-	18	35	4.25
3	7	PAPAGALLO Felipe	1	-	2	3	0.25
3	5	PARRAGUIRRE Matias	1	-	-	1	0.25
5	11	RILLING Alan	-	-	2	2	0.00
5	2	SALINAS Rodrigo	-	1	-	1	0.00
	1	PARRAGUIRRE Vicente	-	-	-	-	
	3	PARRAGUIRRE Tomas	-	-	-	-	
	8	GONZALEZ Christian	-	-	-	-	
	9	LOPEZ Cristobal	-	-	-	-	
	10	VALENZUELA Diego	-	-	-	-	
	13	GOMEZ Felipe	-	-	-	-	
<b>Team Totals</b>			37	2	50	89	9.25


Non-Scoring Reception

<b>Limit</b>
25.00%

Rk	No	Name	Excellents	Faults	Serve Receptions	Total Attempts	Succ %
1	1	PARRAGUIRRE Vicente	10	1	10	21	47.62
2	5	PARRAGUIRRE Matias	10	1	12	23	43.48
3	7	PAPAGALLO Felipe	11	2	15	28	39.29
	2	SALINAS Rodrigo	1	-	2	3	
	3	PARRAGUIRRE Tomas	-	-	-	-	
	4	CACERES Carlos	-	-	-	-	
	6	FRAZZONI Roberto	-	-	-	-	
	8	GONZALEZ Christian	-	-	-	-	
	9	LOPEZ Cristobal	-	-	-	-	
	10	VALENZUELA Diego	-	-	-	-	
	11	RILLING Alan	-	-	-	-	
	13	GOMEZ Felipe	-	-	-	-	
<b>Team Totals</b>			32	4	39	75	42.67

LEGEND

Avg Average Eff% Efficiency Rk Rank Succ% Success %

Timing and Results provided by  TISSOT



Match No: 7

### Start List

Стартовый список

## UAE vs CAN

First Referee: Knizhnikov Nikolay (RUS)

Second Referee: Picano Paulo (BRA)


### UAE - UA Emirates

No.	C/L	Name	Shirt Name	Height m / ft in	Weight kg / lbs	Highest Reach		Date of Birth	Tournament Totals					
						Spike cm	Block cm		Spike	Block	Serve	Total	%	
1		Ghazwan Albadwawi Saleh Hassan		1.70/5'7"	74/163	320	315	23 JAN 1990						
4		Mohammad Ahli Mohammad Juma Abdulla		1.82/6'0"	70/154	290	315	6 AUG 1991						
5		Salem Al Maamari Mohamed Hamad		2.04/6'8"	102/225	330	310	19 JAN 1986						
6		Ali Alblooshi Khamis Abdulla		1.86/6'1"	83/183	320	320	13 JAN 1988						
7		Ghulam Almarzooqi Amer Ghulam Hasan		1.87/6'2"	72/159	320	299	2 FEB 1990						
8		Sagroh Aldhuhoori Hasan Yousif Ali		1.87/6'2"	72/159	340	320	23 SEP 1991						
11		Haider Almutawi Ahmad Sultan Salem		1.83/6'0"	76/168	310	300	5 APR 1989						
12	L	Alawadhi Ali Mohd Saleh Ali		1.84/6'0"	84/185	280	270	3 NOV 1993						
14		Juma Altahri Abdulreha Ghanem		1.84/6'0"	75/165	320	310	17 NOV 1991						
15	C	Shamal I.almemari Mohammed Abdul		1.98/6'6"	97/214	320	320	14 MAR 1986						
17		Salem Matar Ahmad Omar		1.80/5'11"	81/179	300	310	15 OCT 1986						
Head Coach		KHALID Aljasmii												

### CAN - Canada

No.	C/L	Name	Shirt Name	Height m / ft in	Weight kg / lbs	Highest Reach		Date of Birth	Tournament Totals					
						Spike cm	Block cm		Spike	Block	Serve	Total	%	
1	L	Nieroda Derek Grahame	Nieroda	1.85/6'1"	80/176	328	307	24 APR 1990						
2		Hoag Nicholas	N. Hoag	2.00/6'7"	92/203	347	320	19 AUG 1992						
3	C	Howatson Marc Andrew	Howatson	1.98/6'6"	82/181	345	311	8 APR 1989						
4		McLean Braden David Bruce	McLean	2.03/6'8"	108/238	361	335	22 MAY 1991						
6		JANSEN VANDOORN Daniel	J. VanDoorn	2.02/6'8"	97/214	357	333	21 MAR 1990						
8		DEMAN Colton Gordon Gerard	deMan	1.93/6'4"	89/196	353	326	15 AUG 1990						
9		Blankenau Jay Michael	Blankenau	1.93/6'4"	91/201	332	309	27 SEP 1989						
10		Marshall Steven James Douglas	Marshall	1.90/6'3"	85/187	347	320	23 NOV 1989						
12		VANBERKEL Lucas Joshua	Van Berkel	2.06/6'9"	106/234	351	325	29 NOV 1991						
14		Hoag Christopher	C. Hoag	1.92/6'4"	84/185	337	315	3 SEP 1988						
15		Sanders Tyler James	Sanders	1.90/6'3"	84/185	329	311	14 DEC 1991						
19		VOTH Christopher Henry Landon	Voth	1.95/6'5"	80/176	348	319	27 SEP 1990						
Head Coach		MCKAY Lawrence												
Assistant Coach		KOZAMERNIK Tilen												

LEGEND	
%	Percent of total team scoring
C	Team Captain
L	Libero Player

Timing and Results provided by  TISSOT



Match No: 7

### Match Results

Результат / Отчет о матче

Match Duration: 1h 07m  
Attendance: 180

UAE vs CAN  
0 3

Teams	Sets	1	2	3	Total
UAE	0	14	16	16	46
CAN	3	25	25	25	75
Playing Time		22m	20m	21m	1h 03m

First Referee: Knizhnikov Nikolay (RUS)

Second Referee: Picano Paulo (BRA)

UAE - UA Emirates								
No	C/L	Name	1	2	3	4	5	Pts
1		Ghazwan Albadwawi Saleh Hassan	2	3	2			3
4		Mohammad Ahli Mohammad Juma Abdulla			1			
5		Salem Al Maamari Mohamed Hamad						
6		Ali Alblooshi Khamis Abdulla	6	1	6			4
7		Ghulam Almarzooqi Amer Ghulam Hasan	4	5	4			5
8		Saqroh Aldhuhoori Hasan Yousif Ali			7			3
11		Haider Almutawi Ahmad Sultan Salem	1	2				3
12	L	Alawadhi Ali Mohd Saleh Ali						
14		Juma Altahri Abdulredha Ghanem	5	6	5			3
15	C	Shamal I.almemari Mohammed Abdul	3	4	3			1
17		Salem Matar Ahmad Omar			1			

CAN - Canada								
No	C/L	Name	1	2	3	4	5	Pts
1	L	Nieroda Derek Grahame	L	L	L			
2		Hoag Nicholas	4		4			9
3	C	Howatson Marc Andrew	5		5			3
4		Mclean Braden David Bruce	3	6	3			10
6		JANSEN VANDOORN Daniel		3				8
8		DEMAN Colton Gordon Gerard	4	4	9			3
9		Blankenau Jay Michael	1		1			2
10		Marshall Steven James Douglas		2				4
12		VANBERKEL Lucas Joshua	6		6			6
14		Hoag Christopher	2		2			6
15		Sanders Tyler James		1	2			
19		VOTH Christopher Henry Landon	2	5	12			1

### TEAM AND PLAYER PERFORMANCES

Won	Total Atts	No Name
19	56	<b>Total Team</b>
5	16	7 Ghulam Almarzooqi Amer Ghulam Hasan
3	5	8 Saqroh Aldhuhoori Hasan Yousif Ali
3	7	14 Juma Altahri Abdulredha Ghanem
3	16	<b>Total Team</b>
2	4	6 Ali Alblooshi Khamis Abdulla
1	2	11 Haider Almutawi Ahmad Sultan Salem
	47	<b>Total Team</b>
24		<b>Total Team</b>
46	119	<b>Total Team</b>
5	20	7 Ghulam Almarzooqi Amer Ghulam Hasan

Scoring Skills
<b>Spike</b>
<b>Block</b>
<b>Serve</b>
<b>Opp Error</b>
<b>Total</b>
<b>Best Scorer</b>

Won	Total Atts	No Name
35	57	<b>Total Team</b>
8	9	2 Hoag Nicholas
6	10	4 Mclean Braden David Bruce
4	5	6 JANSEN VANDOORN Daniel
12	26	<b>Total Team</b>
4	8	6 JANSEN VANDOORN Daniel
2	7	12 VANBERKEL Lucas Joshua
2	5	4 Mclean Braden David Bruce
5	74	<b>Total Team</b>
2	23	4 Mclean Braden David Bruce
2	7	14 Hoag Christopher
1	7	3 Howatson Marc Andrew
23		<b>Total Team</b>
75	157	<b>Total Team</b>
10	38	4 Mclean Braden David Bruce

LEGEND			
Atts	Attempts	C	Team Captain
L	Libero player	L	Substitute libero
n	Starting line-up where n = starting position on court (i.e. positions 1 to 6)	nn	Substitute where nn = jersey number of out going player
Opp	Opponent	Pts	Points scored

Timing and Results provided by TISSOT



Match No: 7

### Match Statistics

СТАТИСТИКА

Match Duration: 1h 07m  
Attendance: 180

UAE vs CAN  
0 3

Teams	Sets	1	2	3	Total
UAE	0	14	16	16	46
CAN	3	25	25	25	75
	Playing Time	22m	20m	21m	1h 03m

First Referee: Knizhnikov Nikolay (RUS)


Second Referee: Picano Paulo (BRA)

### UAE - UA Emirates

Scoring Spike

Limit
15.00%

Rk	No	Name	Spikes	Faults	Shots	Total Attempts	Eff %
	7	Ghulam Almarzooqi Amer Ghulam Hasan	5	5	6	16	
	1	Ghazwan Albadwawi Saleh Hassan	3	7	2	12	
	14	Juma Altahri Abdulredha Ghanem	3	3	1	7	
	15	Shamal I.almemari Mohammed Abdul	1	2	3	6	
	6	Ali Alblooshi Khamis Abdulla	2	1	2	5	
	8	Saqroh Aldhuhoori Hasan Yousif Ali	3	1	1	5	
	11	Haider Almutawi Ahmad Sultan Salem	2	1	1	4	
	4	Mohammad Ahli Mohammad Juma Abdulla	-	-	1	1	
	5	Salem Al Maamari Mohamed Hamad	-	-	-	-	
	12	Alawadhi Ali Mohd Saleh Ali	-	-	-	-	
	17	Salem Matar Ahmad Omar	-	-	-	-	
<b>Team Totals</b>			19	20	17	56	

Scoring Block


Rk	No	Name	Kill Blocks	Faults	Rebounds	Total Attempts	Avg by Set
1	6	Ali Alblooshi Khamis Abdulla	2	2	-	4	0.67
2	11	Haider Almutawi Ahmad Sultan Salem	1	-	1	2	0.33
3	15	Shamal I.almemari Mohammed Abdul	-	7	-	7	0.00
3	1	Ghazwan Albadwawi Saleh Hassan	-	2	-	2	0.00
3	7	Ghulam Almarzooqi Amer Ghulam Hasan	-	-	1	1	0.00
	4	Mohammad Ahli Mohammad Juma Abdulla	-	-	-	-	
	5	Salem Al Maamari Mohamed Hamad	-	-	-	-	
	8	Saqroh Aldhuhoori Hasan Yousif Ali	-	-	-	-	
	12	Alawadhi Ali Mohd Saleh Ali	-	-	-	-	
	14	Juma Altahri Abdulredha Ghanem	-	-	-	-	
	17	Salem Matar Ahmad Omar	-	-	-	-	
<b>Team Totals</b>			3	11	2	16	1.00

Scoring Service


Rk	No	Name	Aces	Faults	Serve Hits	Total Attempts	Avg by Set
1	14	Juma Altahri Abdulredha Ghanem	-	3	6	9	0.00
1	6	Ali Alblooshi Khamis Abdulla	-	1	7	8	0.00
1	15	Shamal I.almemari Mohammed Abdul	-	2	6	8	0.00
1	1	Ghazwan Albadwawi Saleh Hassan	-	1	5	6	0.00
1	11	Haider Almutawi Ahmad Sultan Salem	-	-	5	5	0.00
1	8	Saqroh Aldhuhoori Hasan Yousif Ali	-	-	3	3	0.00
1	4	Mohammad Ahli Mohammad Juma Abdulla	-	1	2	3	0.00
1	7	Ghulam Almarzooqi Amer Ghulam Hasan	-	3	-	3	0.00
1	17	Salem Matar Ahmad Omar	-	-	2	2	0.00
	5	Salem Al Maamari Mohamed Hamad	-	-	-	-	
	12	Alawadhi Ali Mohd Saleh Ali	-	-	-	-	
<b>Team Totals</b>				11	36	47	0.00

Team
<b>Opponent Errors &amp; Team Faults</b>

24	2
----	---





Match No: 7

## Match Statistics

СТАТИСТИКА

Match Duration: 1h 07m  
Attendance: 180


UAE vs CAN  
0 3

Teams	Sets	1	2	3	Total
UAE	0	14	16	16	46
CAN	3	25	25	25	75
	Playing Time	22m	20m	21m	1h 03m


First Referee: Knizhnikov Nikolay (RUS)

Second Referee: Picano Paulo (BRA)

## UAE - UA Emirates

Non-Scoring Dig


Rk	No	Name	Digs	Faults	Receptions	Total Attempts	Avg by Set
1	14	Juma Altahri Abdulredha Ghanem	-	-	4	4	0.00
1	6	Ali Alblooshi Khamis Abdulla	-	3	1	4	0.00
1	15	Shamal I.almemari Mohammed Abdul	-	3	1	4	0.00
1	7	Ghulam Almarzooqi Amer Ghulam Hasan	-	1	2	3	0.00
1	11	Haider Almutawi Ahmad Sultan Salem	-	1	1	2	0.00
1	1	Ghazwan Albadwawi Saleh Hassan	-	-	1	1	0.00
1	4	Mohammad Ahli Mohammad Juma Abdulla	-	1	-	1	0.00
1	8	Saqroh Aldhuhoori Hasan Yousif Ali	-	1	-	1	0.00
	5	Salem Al Maamari Mohamed Hamad	-	-	-	-	-
	12	Alawadhi Ali Mohd Saleh Ali	-	-	-	-	-
	17	Salem Matar Ahmad Omar	-	-	-	-	-
<b>Team Totals</b>				10	10	20	0.00

Non-Scoring Set


Rk	No	Name	Running Sets	Faults	Still Sets	Total Attempts	Avg by Set
1	11	Haider Almutawi Ahmad Sultan Salem	9	-	20	29	3.00
2	4	Mohammad Ahli Mohammad Juma Abdulla	5	-	6	11	1.67
3	6	Ali Alblooshi Khamis Abdulla	1	1	2	4	0.33
3	15	Shamal I.almemari Mohammed Abdul	1	-	2	3	0.33
5	14	Juma Altahri Abdulredha Ghanem	-	-	2	2	0.00
5	1	Ghazwan Albadwawi Saleh Hassan	-	-	1	1	0.00
5	17	Salem Matar Ahmad Omar	-	-	1	1	0.00
	5	Salem Al Maamari Mohamed Hamad	-	-	-	-	-
	7	Ghulam Almarzooqi Amer Ghulam Hasan	-	-	-	-	-
	8	Saqroh Aldhuhoori Hasan Yousif Ali	-	-	-	-	-
	12	Alawadhi Ali Mohd Saleh Ali	-	-	-	-	-
<b>Team Totals</b>			16	1	34	51	5.33

Non-Scoring Reception

<b>Limit</b>
<b>25.00%</b>

Rk	No	Name	Excellents	Faults	Serve Receptions	Total Attempts	Succ %
1	14	Juma Altahri Abdulredha Ghanem	7	3	18	28	25.00
2	1	Ghazwan Albadwawi Saleh Hassan	1	2	12	15	6.67
	6	Ali Alblooshi Khamis Abdulla	2	-	6	8	-
	15	Shamal I.almemari Mohammed Abdul	1	-	3	4	-
	4	Mohammad Ahli Mohammad Juma Abdulla	-	-	-	-	-
	5	Salem Al Maamari Mohamed Hamad	-	-	-	-	-
	7	Ghulam Almarzooqi Amer Ghulam Hasan	-	-	-	-	-
	8	Saqroh Aldhuhoori Hasan Yousif Ali	-	-	-	-	-
	11	Haider Almutawi Ahmad Sultan Salem	-	-	-	-	-
	12	Alawadhi Ali Mohd Saleh Ali	-	-	-	-	-
	17	Salem Matar Ahmad Omar	-	-	-	-	-
<b>Team Totals</b>			11	5	39	55	20.00





Match No: 7

### Match Statistics

СТАТИСТИКА

Match Duration: 1h 07m  
Attendance: 180

UAE vs CAN  
0 3

Teams	Sets	1	2	3	Total
UAE	0	14	16	16	46
CAN	3	25	25	25	75
	Playing Time	22m	20m	21m	1h 03m

First Referee: Knizhnikov Nikolay (RUS)

Second Referee: Picano Paulo (BRA)

### CAN - Canada

Scoring Spike

Limit 15.00%

Rk	No	Name	Spikes	Faults	Shots	Total Attempts	Eff %
1	2	Hoag Nicholas	8	-	1	9	88.89
2	4	Mclean Braden David Bruce	6	3	1	10	30.00
	14	Hoag Christopher	4	2	2	8	
	10	Marshall Steven James Douglas	3	2	2	7	
	3	Howatson Marc Andrew	1	3	2	6	
	6	JANSEN VANDOORN Daniel	4	-	1	5	
	8	DEMAN Colton Gordon Gerard	3	-	1	4	
	12	VANBERKEL Lucas Joshua	4	-	-	4	
	19	VOTH Christopher Henry Landon	1	1	1	3	
	9	Blankenau Jay Michael	1	-	-	1	
	1	Nieroda Derek Grahame	-	-	-	-	
	15	Sanders Tyler James	-	-	-	-	
<b>Team Totals</b>			35	11	11	57	42.11

Scoring Block


Rk	No	Name	Kill Blocks	Faults	Rebounds	Total Attempts	Avg by Set
1	6	JANSEN VANDOORN Daniel	4	2	2	8	1.33
2	12	VANBERKEL Lucas Joshua	2	3	2	7	0.67
2	4	Mclean Braden David Bruce	2	3	-	5	0.67
4	3	Howatson Marc Andrew	1	1	-	2	0.33
4	2	Hoag Nicholas	1	-	-	1	0.33
4	9	Blankenau Jay Michael	1	-	-	1	0.33
4	10	Marshall Steven James Douglas	1	-	-	1	0.33
8	8	DEMAN Colton Gordon Gerard	-	-	1	1	0.00
	1	Nieroda Derek Grahame	-	-	-	-	
	14	Hoag Christopher	-	-	-	-	
	15	Sanders Tyler James	-	-	-	-	
	19	VOTH Christopher Henry Landon	-	-	-	-	
<b>Team Totals</b>			12	9	5	26	4.00

Scoring Service


Rk	No	Name	Aces	Faults	Serve Hits	Total Attempts	Avg by Set
1	4	Mclean Braden David Bruce	2	-	21	23	0.67
1	14	Hoag Christopher	2	2	3	7	0.67
3	3	Howatson Marc Andrew	1	2	4	7	0.33
4	15	Sanders Tyler James	-	1	8	9	0.00
4	8	DEMAN Colton Gordon Gerard	-	4	2	6	0.00
4	2	Hoag Nicholas	-	-	5	5	0.00
4	9	Blankenau Jay Michael	-	1	3	4	0.00
4	10	Marshall Steven James Douglas	-	1	3	4	0.00
4	12	VANBERKEL Lucas Joshua	-	1	3	4	0.00
4	19	VOTH Christopher Henry Landon	-	2	1	3	0.00
4	6	JANSEN VANDOORN Daniel	-	1	1	2	0.00
	1	Nieroda Derek Grahame	-	-	-	-	
<b>Team Totals</b>			5	15	54	74	1.67

Team

Opponent Errors & Team Faults	23	1
-------------------------------	----	---

Timing and Results provided by  TISSOT



Match No: 7

### Match Statistics

СТАТИСТИКА

Match Duration: 1h 07m  
Attendance: 180


UAE vs CAN  
0 3

Teams	Sets	1	2	3	Total
UAE	0	14	16	16	46
CAN	3	25	25	25	75
	Playing Time	22m	20m	21m	1h 03m


First Referee: Knizhnikov Nikolay (RUS)

Second Referee: Picano Paulo (BRA)

### CAN - Canada

Non-Scoring Dig


Rk	No	Name	Digs	Faults	Receptions	Total Attempts	Avg by Set
1	8	DEMAN Colton Gordon Gerard	1	-	2	3	0.33
1	9	Blankenau Jay Michael	1	-	1	2	0.33
1	14	Hoag Christopher	1	-	1	2	0.33
4	12	VANBERKEL Lucas Joshua	-	-	2	2	0.00
4	15	Sanders Tyler James	-	-	2	2	0.00
4	3	Howatson Marc Andrew	-	1	1	2	0.00
4	10	Marshall Steven James Douglas	-	1	1	2	0.00
4	2	Hoag Nicholas	-	2	-	2	0.00
4	1	Nieroda Derek Grahame	-	-	1	1	0.00
4	6	JANSEN VANDOORN Daniel	-	-	1	1	0.00
4	4	Mclean Braden David Bruce	-	1	-	1	0.00
	19	VOTH Christopher Henry Landon	-	-	-	-	-
<b>Team Totals</b>			3	5	12	20	1.00

Non-Scoring Set



Rk	No	Name	Running Sets	Faults	Still Sets	Total Attempts	Avg by Set
1	9	Blankenau Jay Michael	12	1	9	22	4.00
2	15	Sanders Tyler James	10	-	6	16	3.33
3	1	Nieroda Derek Grahame	2	-	-	2	0.67
4	3	Howatson Marc Andrew	1	-	-	1	0.33
4	4	Mclean Braden David Bruce	1	-	-	1	0.33
6	6	JANSEN VANDOORN Daniel	-	-	1	1	0.00
	2	Hoag Nicholas	-	-	-	-	-
	8	DEMAN Colton Gordon Gerard	-	-	-	-	-
	10	Marshall Steven James Douglas	-	-	-	-	-
	12	VANBERKEL Lucas Joshua	-	-	-	-	-
	14	Hoag Christopher	-	-	-	-	-
	19	VOTH Christopher Henry Landon	-	-	-	-	-
<b>Team Totals</b>			26	1	16	43	8.67

Non-Scoring Reception

<b>Limit</b> 25.00%

Rk	No	Name	Excellents	Faults	Serve Receptions	Total Attempts	Succ %
	3	Howatson Marc Andrew	3	-	8	11	
	19	VOTH Christopher Henry Landon	4	-	6	10	
	14	Hoag Christopher	3	-	4	7	
	1	Nieroda Derek Grahame	4	-	2	6	
	10	Marshall Steven James Douglas	1	-	1	2	
	2	Hoag Nicholas	-	-	-	-	
	4	Mclean Braden David Bruce	-	-	-	-	
	6	JANSEN VANDOORN Daniel	-	-	-	-	
	8	DEMAN Colton Gordon Gerard	-	-	-	-	
	9	Blankenau Jay Michael	-	-	-	-	
	12	VANBERKEL Lucas Joshua	-	-	-	-	
	15	Sanders Tyler James	-	-	-	-	
<b>Team Totals</b>			15		21	36	41.67

LEGEND Avg Average Eff% Efficiency Rk Rank Succ% Success %

Timing and Results provided by  TISSOT



Match No: 14

### Start List

Стартовый список

## CAN vs MEX

First Referee: VANAVESKI Kristjan (EST)

Second Referee: KANG Joo Hee (KOR)

### CAN - Canada

No.	C/L	Name	Shirt Name	Height m / ft in	Weight kg / lbs	Highest Reach		Date of Birth	Tournament Totals					
						Spike cm	Block cm		Spike	Block	Serve	Total	%	
1	L	NIERODA Derek Grahame	Nieroda	1.85/6'1"	80/176	328	307	24 APR 1990						
2		HOAG Nicholas	N. Hoag	2.00/6'7"	92/203	347	320	19 AUG 1992	8	1		9	17.31	
3	C	HOWATSON Marc Andrew	Howatson	1.98/6'6"	82/181	345	311	8 APR 1989	1	1	1	3	5.77	
4		MCLEAN Braden David Bruce	McLean	2.03/6'8"	108/238	361	335	22 MAY 1991	6	2	2	10	19.23	
6		JANSEN VANDOORN Daniel	J. VanDoorn	2.02/6'8"	97/214	357	333	21 MAR 1990	4	4		8	15.38	
8		DEMAN Colton Gordon Gerard	deMan	1.93/6'4"	89/196	353	326	15 AUG 1990	3			3	5.77	
9		BLANKENAU Jay Michael	Blankenau	1.93/6'4"	91/201	332	309	27 SEP 1989	1	1		2	3.85	
10		MARSHALL Steven James Douglas	Marshall	1.90/6'3"	85/187	347	320	23 NOV 1989	3	1		4	7.69	
12		VANBERKEL Lucas Joshua	Van Berkel	2.06/6'9"	106/234	351	325	29 NOV 1991	4	2		6	11.54	
14		HOAG Christopher	C. Hoag	1.92/6'4"	84/185	337	315	3 SEP 1988	4		2	6	11.54	
15		SANDERS Tyler James	Sanders	1.90/6'3"	84/185	329	311	14 DEC 1991						
19		VOTH Christopher Henry Landon	Voth	1.95/6'5"	80/176	348	319	27 SEP 1990	1			1	1.92	

Head Coach MCKAY Lawrence

Assistant Coach KOZAMERNIK Tilen

Results in this Universiade	Phase	Opponent	Sets	Points per Set
	Preliminary	UAE	3 - 0	25-14, 25-16, 25-16

### MEX - Mexico


No.	C/L	Name	Shirt Name	Height m / ft in	Weight kg / lbs	Highest Reach		Date of Birth	Tournament Totals				
						Spike cm	Block cm		Spike	Block	Serve	Total	%
1		VALDES Jesus	Valdes	1.88/6'2"	90/198	330	310	5 OCT 1990	11	4	1	16	23.53
3		TOVAR Eduardo	Tovar	1.86/6'1"	92/203	340	325	2 AUG 1988	4	1	1	6	8.82
4		PETRIS Martin Gilberto	Petris	1.94/6'4"	86/190	330	310	23 JUL 1990					
5		LIZARRAGA Efrain Guadalupe	Lizarraga	1.77/5'10"	75/165	308	300	12 DEC 1990					
7		BARAJAS Jorge Alejandro	Barajas	1.88/6'2"	83/183	309	300	7 MAY 1991	2			2	2.94
8		VARGAS OSORIO Daniel	Vargas	1.97/6'6"	95/209	340	325	1 SEP 1986	2	2		4	5.88
9		GUERRERO Ismael	Guerrero	2.04/6'8"	84/185	330	330	15 MAR 1988					
10	L	MEDINA David Raul	Medina	1.79/5'10"	75/165	309	300	4 DEC 1986					
11		ORELLANA Nestor	Orellana	1.95/6'5"	78/172	330	320	7 JAN 1992	15	2		17	25.00
12		ARANZUBIA Rodolfo	Aranzuba	1.75/5'9"	75/165	340	330	2 AUG 1988					
13		CORDOVA ARVIZU Samuel	Cordova	1.99/6'6"	89/196	345	335	13 MAR 1989	9	1	1	11	16.18
14	C	AGUILERA Tomas Alonso	Aguilera	2.02/6'8"	96/212	345	330	15 NOV 1988	9	2	1	12	17.65

Head Coach VALDEZ NIEBLA Jesus Edgar

Assistant Coach ARENAS Jesus Antonio

Results in this Universiade	Phase	Opponent	Sets	Points per Set
	Preliminary	CHI	3 - 1	25-22, 25-20, 19-25, 25-22

LEGEND			
%	Percent of total team scoring	C	Team Captain
L	Libero Player		

Timing and Results provided by  TISSOT



Match No: 14

**Match Results**  
Результат / Отчет о матче

Match Duration: 1h 53m  
Attendance: 217

**CAN vs MEX**  
3 1

Teams	Sets	1	2	3	4	Total
<b>CAN</b>	<b>3</b>	21	28	25	25	99
<b>MEX</b>	<b>1</b>	25	26	22	18	91
	<b>Playing Time</b>	22m	30m	27m	24m	1h 43m

First Referee: VANAVESKI Kristijan (EST)

Second Referee: KANG Joo Hee (KOR)

CAN - Canada								
No	C/L	Name	1	2	3	4	5	Pts
1	L	NIERODA Derek Grahame	L	L	L	L		
2		HOAG Nicholas	4	3	2	3		13
3	C	HOWATSON Marc Andrew				2		
4		MCLEAN Braden David Bruce	3	2	1	2		10
6		JANSEN VANDOORN Daniel						
8		DEMAN Colton Gordon Gerard		9	9			
9		BLANKENAU Jay Michael	1	6	5	6		6
10		MARSHALL Steven James Douglas	2	1	6	1		19
12		VANBERKEL Lucas Joshua	6	5	4	5		6
14		HOAG Christopher	5	4	3	4		13
15		SANDERS Tyler James		2	2			
19		VOTH Christopher Henry Landon				14		
<b>Head Coach</b>		MCKAY Lawrence						
<b>Assistant Coach</b>		KOZAMERNIK Tilen						

MEX - Mexico								
No	C/L	Name	1	2	3	4	5	Pts
1		VALDES Jesus	3	2	3	2		14
3		TOVAR Eduardo	6	5	6	5		9
4		PETRIS Martin Gilberto						
5		LIZARRAGA Efrain Guadalupe	11		11	11		
7		BARAJAS Jorge Alejandro	2	1	2	1		3
8		VARGAS OSORIO Daniel	7	7	7	7		2
9		GUERRERO Ismael						
10	L	MEDINA David Raul	L	L	L	L		
11		ORELLANA Nestor	5	4	5	4		12
12		ARANZUBIA Rodolfo	3	3	3	14		
13		CORDOVA ARVIZU Samuel	4	3	4	3		5
14	C	AGUILERA Tomas Alonso	1	6	1	6		14
<b>Head Coach</b>		VALDEZ NIEBLA Jesus Edgar						
<b>Assistant Coach</b>		ARENAS Jesus Antonio						

**TEAM AND PLAYER PERFORMANCES**

Won	Total Atts	No Name	Scoring Skills	Won	Total Atts	No Name
<b>48</b>	<b>109</b>	<b>Total Team</b>		<b>52</b>	<b>112</b>	<b>Total Team</b>
16	25	10 MARSHALL Steven James Douglas	<b>Spike</b>	13	20	14 AGUILERA Tomas Alonso
13	30	2 HOAG Nicholas		12	28	1 VALDES Jesus
8	20	14 HOAG Christopher		12	32	11 ORELLANA Nestor
<b>14</b>	<b>66</b>	<b>Total Team</b>	<b>Block</b>	<b>4</b>	<b>59</b>	<b>Total Team</b>
4	19	4 MCLEAN Braden David Bruce		1	5	7 BARAJAS Jorge Alejandro
3	19	12 VANBERKEL Lucas Joshua		1	6	1 VALDES Jesus
3	12	10 MARSHALL Steven James Douglas	1	19	14 AGUILERA Tomas Alonso	
<b>5</b>	<b>99</b>	<b>Total Team</b>	<b>Serve</b>	<b>3</b>	<b>91</b>	<b>Total Team</b>
3	18	14 HOAG Christopher		1	14	1 VALDES Jesus
2	19	9 BLANKENAU Jay Michael		1	17	7 BARAJAS Jorge Alejandro
				1	15	13 CORDOVA ARVIZU Samuel
<b>32</b>		<b>Total Team</b>	<b>Opp Error</b>	<b>32</b>		<b>Total Team</b>
<b>99</b>	<b>274</b>	<b>Total Team</b>		<b>Total</b>	<b>91</b>	<b>262</b>
<b>19</b>	<b>52</b>	10 MARSHALL Steven James Douglas	<b>Best Scorer</b>	<b>14</b>	<b>48</b>	1 VALDES Jesus

LEGEND			
<b>Atts</b>	Attempts	<b>C</b>	Team Captain
<b>L</b>	Libero player	<b>L</b>	Substitute libero
<b>n</b>	Starting line-up where n = starting position on court (i.e. positions 1 to 6)	<b>nn</b>	Substitute where nn = jersey number of out going player
<b>Opp</b>	Opponent	<b>Pts</b>	Points scored

Timing and Results provided by **TISSOT**



Match No: 14

### Match Statistics

статистика

Match Duration: 1h 53m  
Attendance: 217

### CAN vs MEX

3 1

Teams	Sets	1	2	3	4	Total
CAN	3	21	28	25	25	99
MEX	1	25	26	22	18	91
Playing Time		22m	30m	27m	24m	1h 43m

First Referee: VANAVESKI Kristjan (EST)


Second Referee: KANG Joo Hee (KOR)

### CAN - Canada


Scoring Spike

Limit
15.00%

Rk	No	Name	Spikes	Faults	Shots	Total Attempts	Eff %
1	10	MARSHALL Steven James Douglas	16	2	7	25	56.00
2	14	HOAG Christopher	8	2	10	20	30.00
3	2	HOAG Nicholas	13	5	12	30	26.67
	4	MCLEAN Braden David Bruce	6	1	7	14	
	12	VANBERKEL Lucas Joshua	3	1	5	9	
	9	BLANKENAU Jay Michael	2	1	4	7	
	3	HOWATSON Marc Andrew	-	1	2	3	
	8	DEMAN Colton Gordon Gerard	-	-	1	1	
	1	NIERODA Derek Grahame	-	-	-	-	
	6	JANSEN VANDOORN Daniel	-	-	-	-	
	15	SANDERS Tyler James	-	-	-	-	
	19	VOTH Christopher Henry Landon	-	-	-	-	
Team Totals			48	13	48	109	32.11

Scoring Block


Rk	No	Name	Kill Blocks	Faults	Rebounds	Total Attempts	Avg by Set
1	4	MCLEAN Braden David Bruce	4	10	5	19	1.00
2	12	VANBERKEL Lucas Joshua	3	10	6	19	0.75
2	10	MARSHALL Steven James Douglas	3	8	1	12	0.75
4	9	BLANKENAU Jay Michael	2	4	-	6	0.50
4	14	HOAG Christopher	2	3	-	5	0.50
6	3	HOWATSON Marc Andrew	-	-	2	2	0.00
6	2	HOAG Nicholas	-	1	1	2	0.00
6	8	DEMAN Colton Gordon Gerard	-	-	1	1	0.00
	1	NIERODA Derek Grahame	-	-	-	-	
	6	JANSEN VANDOORN Daniel	-	-	-	-	
	15	SANDERS Tyler James	-	-	-	-	
	19	VOTH Christopher Henry Landon	-	-	-	-	
Team Totals			14	36	16	66	3.50

Scoring Service


Rk	No	Name	Aces	Faults	Serve Hits	Total Attempts	Avg by Set
1	14	HOAG Christopher	3	2	13	18	0.75
2	9	BLANKENAU Jay Michael	2	7	10	19	0.50
3	4	MCLEAN Braden David Bruce	-	1	16	17	0.00
3	12	VANBERKEL Lucas Joshua	-	-	15	15	0.00
3	10	MARSHALL Steven James Douglas	-	3	12	15	0.00
3	2	HOAG Nicholas	-	4	7	11	0.00
3	3	HOWATSON Marc Andrew	-	-	2	2	0.00
3	15	SANDERS Tyler James	-	-	1	1	0.00
3	19	VOTH Christopher Henry Landon	-	1	-	1	0.00
	1	NIERODA Derek Grahame	-	-	-	-	
	6	JANSEN VANDOORN Daniel	-	-	-	-	
	8	DEMAN Colton Gordon Gerard	-	-	-	-	
Team Totals			5	18	76	99	1.25

Team

Opponent Errors & Team Faults	32	1
-------------------------------	----	---

Timing and Results provided by  TISSOT





Match No: 14

### Match Statistics

статистика

Match Duration: 1h 53m  
Attendance: 217


CAN vs MEX  
3 1

Teams	Sets	1	2	3	4	Total
CAN	3	21	28	25	25	99
MEX	1	25	26	22	18	91
<b>Playing Time</b>		22m	30m	27m	24m	1h 43m

First Referee: VANAVESKI Kristjan (EST)

Second Referee: KANG Joo Hee (KOR)

### CAN - Canada

Non-Scoring Dig


Rk	No	Name	Digs	Faults	Receptions	Total Attempts	Avg by Set
1	1	NIERODA Derek Grahame	2	3	8	13	0.50
2	10	MARSHALL Steven James Douglas	1	3	6	10	0.25
2	9	BLANKENAU Jay Michael	1	1	7	9	0.25
4	14	HOAG Christopher	-	2	6	8	0.00
4	2	HOAG Nicholas	-	6	2	8	0.00
4	4	MCLEAN Braden David Bruce	-	2	3	5	0.00
4	12	VANBERKEL Lucas Joshua	-	3	1	4	0.00
4	15	SANDERS Tyler James	-	-	1	1	0.00
4	3	HOWATSON Marc Andrew	-	1	-	1	0.00
	6	JANSEN VANDOORN Daniel	-	-	-	-	-
	8	DEMAN Colton Gordon Gerard	-	-	-	-	-
	19	VOTH Christopher Henry Landon	-	-	-	-	-
<b>Team Totals</b>			4	21	34	59	1.00

Non-Scoring Set


Rk	No	Name	Running Sets	Faults	Still Sets	Total Attempts	Avg by Set
1	9	BLANKENAU Jay Michael	42	-	40	82	10.50
2	12	VANBERKEL Lucas Joshua	2	-	2	4	0.50
3	15	SANDERS Tyler James	1	1	4	6	0.25
3	14	HOAG Christopher	1	-	3	4	0.25
5	1	NIERODA Derek Grahame	-	-	3	3	0.00
5	4	MCLEAN Braden David Bruce	-	-	2	2	0.00
5	10	MARSHALL Steven James Douglas	-	-	2	2	0.00
5	2	HOAG Nicholas	-	-	1	1	0.00
	3	HOWATSON Marc Andrew	-	-	-	-	-
	6	JANSEN VANDOORN Daniel	-	-	-	-	-
	8	DEMAN Colton Gordon Gerard	-	-	-	-	-
	19	VOTH Christopher Henry Landon	-	-	-	-	-
<b>Team Totals</b>			46	1	57	104	11.50

Non-Scoring Reception

<b>Limit</b> 25.00%

Rk	No	Name	Excellents	Faults	Serve Receptions	Total Attempts	Succ %
1	10	MARSHALL Steven James Douglas	22	-	8	30	73.33
2	1	NIERODA Derek Grahame	18	1	14	33	54.55
	14	HOAG Christopher	2	-	8	10	
	4	MCLEAN Braden David Bruce	1	-	1	2	
	2	HOAG Nicholas	-	-	-	-	
	3	HOWATSON Marc Andrew	-	-	-	-	
	6	JANSEN VANDOORN Daniel	-	-	-	-	
	8	DEMAN Colton Gordon Gerard	-	-	-	-	
	9	BLANKENAU Jay Michael	-	-	-	-	
	12	VANBERKEL Lucas Joshua	-	-	-	-	
	15	SANDERS Tyler James	-	-	-	-	
	19	VOTH Christopher Henry Landon	-	-	-	-	
<b>Team Totals</b>			43	1	31	75	57.33





Match No: 14

### Match Statistics

статистика

Match Duration: 1h 53m  
Attendance: 217

### CAN vs MEX

3 1

Teams	Sets	1	2	3	4	Total
CAN	3	21	28	25	25	99
MEX	1	25	26	22	18	91
Playing Time		22m	30m	27m	24m	1h 43m

First Referee: VANAVESKI Kristjan (EST)


Second Referee: KANG Joo Hee (KOR)

### MEX - Mexico


Scoring Spike

Limit
15.00%

Rk	No	Name	Spikes	Faults	Shots	Total Attempts	Eff %
1	14	AGUILERA Tomas Alonso	13	2	5	20	55.00
2	1	VALDES Jesus	12	6	10	28	21.43
3	11	ORELLANA Nestor	12	8	12	32	12.50
	3	TOVAR Eduardo	8	3	2	13	
	13	CORDOVA ARVIZU Samuel	4	3	3	10	
	7	BARAJAS Jorge Alejandro	1	1	3	5	
	8	VARGAS OSORIO Daniel	2	-	2	4	
	4	PETRIS Martin Gilberto	-	-	-	-	
	5	LIZARRAGA Efrain Guadalupe	-	-	-	-	
	9	GUERRERO Ismael	-	-	-	-	
	10	MEDINA David Raul	-	-	-	-	
	12	ARANZUBIA Rodolfo	-	-	-	-	
Team Totals			52	23	37	112	25.89

Scoring Block


Rk	No	Name	Kill Blocks	Faults	Rebounds	Total Attempts	Avg by Set
1	14	AGUILERA Tomas Alonso	1	12	6	19	0.25
1	1	VALDES Jesus	1	2	3	6	0.25
1	7	BARAJAS Jorge Alejandro	1	1	3	5	0.25
1	3	TOVAR Eduardo	1	3	-	4	0.25
5	13	CORDOVA ARVIZU Samuel	-	11	10	21	0.00
5	8	VARGAS OSORIO Daniel	-	-	2	2	0.00
5	11	ORELLANA Nestor	-	1	1	2	0.00
	4	PETRIS Martin Gilberto	-	-	-	-	
	5	LIZARRAGA Efrain Guadalupe	-	-	-	-	
	9	GUERRERO Ismael	-	-	-	-	
	10	MEDINA David Raul	-	-	-	-	
	12	ARANZUBIA Rodolfo	-	-	-	-	
Team Totals			4	30	25	59	1.00

Scoring Service


Rk	No	Name	Aces	Faults	Serve Hits	Total Attempts	Avg by Set
1	7	BARAJAS Jorge Alejandro	1	4	12	17	0.25
1	13	CORDOVA ARVIZU Samuel	1	4	10	15	0.25
1	1	VALDES Jesus	1	3	10	14	0.25
4	3	TOVAR Eduardo	-	1	15	16	0.00
4	11	ORELLANA Nestor	-	3	13	16	0.00
4	14	AGUILERA Tomas Alonso	-	-	13	13	0.00
	4	PETRIS Martin Gilberto	-	-	-	-	
	5	LIZARRAGA Efrain Guadalupe	-	-	-	-	
	8	VARGAS OSORIO Daniel	-	-	-	-	
	9	GUERRERO Ismael	-	-	-	-	
	10	MEDINA David Raul	-	-	-	-	
	12	ARANZUBIA Rodolfo	-	-	-	-	
Team Totals			3	15	73	91	0.75

Team

Opponent Errors & Team Faults	32
-------------------------------	----

Timing and Results provided by  TISSOT



SUN 7 JUL 2013  
18:00  
19:53

Match No: 14

**Match Statistics**  
статистика

Match Duration: 1h 53m  
Attendance: 217

**CAN vs MEX**  
3 1

Teams	Sets	1	2	3	4	Total
<b>CAN</b>	<b>3</b>	21	28	25	25	99
<b>MEX</b>	<b>1</b>	25	26	22	18	91
<b>Playing Time</b>		22m	30m	27m	24m	1h 43m

First Referee: VANAVESKI Kristjan (EST)

Second Referee: KANG Joo Hee (KOR)

**MEX - Mexico**

Non-Scoring Dig


Rk	No	Name	Digs	Faults	Receptions	Total Attempts	Avg by Set
1	10	MEDINA David Raul	4	4	9	17	1.00
2	1	VALDES Jesus	1	5	5	11	0.25
2	11	ORELLANA Nestor	1	1	6	8	0.25
4	7	BARAJAS Jorge Alejandro	-	2	4	6	0.00
4	3	TOVAR Eduardo	-	2	3	5	0.00
4	14	AGUILERA Tomas Alonso	-	2	2	4	0.00
4	13	CORDOVA ARVIZU Samuel	-	-	3	3	0.00
4	5	LIZARRAGA Efrain Guadalupe	-	2	-	2	0.00
4	12	ARANZUBIA Rodolfo	-	-	1	1	0.00
	4	PETRIS Martin Gilberto	-	-	-	-	-
	8	VARGAS OSORIO Daniel	-	-	-	-	-
	9	GUERRERO Ismael	-	-	-	-	-
<b>Team Totals</b>			6	18	33	57	1.50

Non-Scoring Set



Rk	No	Name	Running Sets	Faults	Still Sets	Total Attempts	Avg by Set
1	7	BARAJAS Jorge Alejandro	38	-	36	74	9.50
2	5	LIZARRAGA Efrain Guadalupe	6	1	4	11	1.50
3	10	MEDINA David Raul	1	1	4	6	0.25
3	1	VALDES Jesus	1	-	3	4	0.25
3	11	ORELLANA Nestor	1	-	3	4	0.25
6	13	CORDOVA ARVIZU Samuel	-	1	4	5	0.00
6	12	ARANZUBIA Rodolfo	-	-	2	2	0.00
6	3	TOVAR Eduardo	-	-	1	1	0.00
6	14	AGUILERA Tomas Alonso	-	-	1	1	0.00
	4	PETRIS Martin Gilberto	-	-	-	-	-
	8	VARGAS OSORIO Daniel	-	-	-	-	-
	9	GUERRERO Ismael	-	-	-	-	-
<b>Team Totals</b>			47	3	58	108	11.75

Non-Scoring Reception

<b>Limit</b> 25.00%

Rk	No	Name	Excellents	Faults	Serve Receptions	Total Attempts	Succ %
1	1	VALDES Jesus	12	-	24	36	33.33
	10	MEDINA David Raul	7	1	10	18	
	3	TOVAR Eduardo	3	4	7	14	
	12	ARANZUBIA Rodolfo	2	-	2	4	
	14	AGUILERA Tomas Alonso	1	-	3	4	
	13	CORDOVA ARVIZU Samuel	-	-	1	1	
	4	PETRIS Martin Gilberto	-	-	-	-	
	5	LIZARRAGA Efrain Guadalupe	-	-	-	-	
	7	BARAJAS Jorge Alejandro	-	-	-	-	
	8	VARGAS OSORIO Daniel	-	-	-	-	
	9	GUERRERO Ismael	-	-	-	-	
	11	ORELLANA Nestor	-	-	-	-	
<b>Team Totals</b>			25	5	47	77	32.47

**LEGEND**  
Avg Average      Eff% Efficiency      Rk Rank      Succ% Success %

Timing and Results provided by  **TISSOT**



Match No: 18

### Start List

Стартовый список

## CZE vs UAE

First Referee: PICANO Paulo (BRA)

Second Referee: GALE Michael (USA)

### CZE - Czech Republic


No.	C/L	Name	Shirt Name	Height m / ft in	Weight kg / lbs	Highest Reach		Date of Birth	Tournament Totals					
						Spike cm	Block cm		Spike	Block	Serve	Total	%	
1		VACHOUSEK Stanislav	VACHOUSEK	1.90/6'3"	88/194	336	310	11 NOV 1987						
2	L	VACLAVIK Jan	VACLAVIK	1.80/5'11"	72/159	317	301	15 APR 1985						
3		PAJMA Tomas	PAJMA	2.05/6'9"	96/212	348	338	30 JUL 1989						
4	C	KRBA Jan	KRBA	1.94/6'4"	87/192	346	330	22 OCT 1986						
5		VASICEK Jiri	VASICEK	1.93/6'4"	78/172	342	320	11 JUN 1992						
6		HANIK Zdenek	HANIK	1.76/5'9"	80/176	335	330	11 JUL 1986						
7		SOBEK Jakub	SOBEK	1.96/6'5"	87/192	330	315	3 OCT 1991						
8		MLCUCH Josef	MLCUCH	2.02/6'8"	97/214	340	330	8 JAN 1990						
9		KOLACEK Michal	KOLACEK	1.96/6'5"	95/209	355	340	3 SEP 1989						
11		SEDLAR Jan	SEDLAR	2.00/6'7"	92/203	352	331	21 JUN 1987						
12		FORT Dominik	FORT	1.90/6'3"	82/181	343	320	17 SEP 1989						
13		KULIHA Jan	KULIHA	1.97/6'6"	87/192	348	335	24 MAY 1990						
Head Coach		VASINA Lubomir			Assistant Coach		HRAB Alec							

### UAE - UA Emirates

No.	C/L	Name	Shirt Name	Height m / ft in	Weight kg / lbs	Highest Reach		Date of Birth	Tournament Totals				
						Spike cm	Block cm		Spike	Block	Serve	Total	%
1		GHAZWAN ALBADWAWI Saleh Hassan Kham		1.70/5'7"	74/163	320	315	23 JAN 1990	3			3	13.64
4		MOHAMMAD AHLI Mohammad Juma Abdulla		1.82/6'0"	70/154	290	315	6 AUG 1991					
5		SALEM AL MAAMARI Mohamed Hamad Saou		2.04/6'8"	102/225	330	310	19 JAN 1986					
6		ALI ALBLOOSHI Khamis Abdulla Ibrahi		1.86/6'1"	83/183	320	320	13 JAN 1988	2	2		4	18.18
7		GHULAM ALMARZOOQI Amer Ghulam Hasan		1.87/6'2"	72/159	320	299	2 FEB 1990	5			5	22.73
8		SAQROH ALDHUHOORI Hasan Yousif Ali		1.87/6'2"	72/159	340	320	23 SEP 1991	3			3	13.64
11		HAIDER ALMUTAWI Ahmad Sultan Salem		1.83/6'0"	76/168	310	300	5 APR 1989	2	1		3	13.64
12	L	ALAWADHI Ali Mohd Saleh Ali		1.84/6'0"	84/185	280	270	3 NOV 1993					
14		JUMA ALTAHRI Abdulredha Ghanem Sula		1.84/6'0"	75/165	320	310	17 NOV 1991	3			3	13.64
15	C	SHAMAL I.ALMEMARI Mohammed Abdul Az		1.98/6'6"	97/214	320	320	14 MAR 1986	1			1	4.55
17		SALEM MATAR Ahmad Omar		1.80/5'11"	81/179	300	310	15 OCT 1986					
Head Coach		KHALID Aljasmí											

Results in this Universiade	Phase	Opponent	Sets	Points per Set
	Preliminary	CAN	0 - 3	14-25, 16-25, 16-25

LEGEND	
%	Percent of total team scoring
C	Team Captain
L	Libero Player

Timing and Results provided by  TISSOT



Match No: 18

**Match Results**  
Результат / Отчет о матче

Match Duration: 1h 19m  
Attendance: 183

**CZE vs UAE**  
3 0

Teams	Sets	1	2	3	Total
CZE	3	25	25	25	75
UAE	0	19	14	18	51
	<b>Playing Time</b>	26m	23m	24m	1h 13m

First Referee: PICANO Paulo (BRA)

Second Referee: GALE Michael (USA)

CZE - Czech Republic								
No	C/L	Name	1	2	3	4	5	Pts
1		VACHOUSEK Stanislav			12			3
2	L	VACLAVIK Jan	L	L	L			
3		PAJMA Tomas	3	4	3			14
4	C	KRBA Jan	4	5	4			13
5		VASICEK Jiri	2	3	2			14
6		HANIK Zdenek	1	2	1			1
7		SOBEK Jakub		3	4			1
8		MLCUCZ Josef			6			1
9		KOLACEK Michal						
11		SEDLAR Jan	6	1	6			4
12		FORT Dominik	5	6	5			5
13		KULIHA Jan						
<b>Head Coach</b>		VASINA Lubomir						
<b>Assistant Coach</b>		HRAB Alec						

UAE - UA Emirates								
No	C/L	Name	1	2	3	4	5	Pts
1		GHAZWAN ALBADWAWI Saleh Hassan Kham	3	2	3			7
4		MOHAMMAD AHLI Mohammad Juma Abdulla	2	1	2			4
5		SALEM AL MAAMARI Mohamed Hamad Saou						
6		ALI ALBLOOSHI Khamis Abdulla Ibrahi	1	6	1			4
7		GHULAM ALMARZOOQI Amer Ghulam Hasan	5	4				5
8		SAQROH ALDHUHOORI Hasan Yousif Ali		7	5			4
11		HAIDER ALMUTAWI Ahmad Sultan Salem						
12	L	ALAWADHI Ali Mohd Saleh Ali						
14		JUMA ALTAHRI Abdulredha Ghanem Sula	6	5	6			4
15	C	SHAMAL I.ALMEMARI Mohammed Abdul Az	4	3	4			6
17		SALEM MATAR Ahmad Omar						
<b>Head Coach</b>		KHALID Aljasmii						

**TEAM AND PLAYER PERFORMANCES**

Won	Total Atts	No Name	Scoring Skills	Won	Total Atts	No Name
47	80	<b>Total Team</b>		24	80	<b>Total Team</b>
13	25	5 VASICEK Jiri	Spike	7	18	1 GHAZWAN ALBADWAWI Saleh Hassan Kham
11	17	4 KRBA Jan		4	9	4 MOHAMMAD AHLI Mohammad Juma Abdulla
10	14	3 PAJMA Tomas		4	11	8 SAQROH ALDHUHOORI Hasan Yousif Ali
9	37	<b>Total Team</b>	Block	5	45	<b>Total Team</b>
4	10	3 PAJMA Tomas		2	14	15 SHAMAL I.ALMEMARI Mohammed Abdul Az
2	5	4 KRBA Jan		1	4	7 GHULAM ALMARZOOQI Amer Ghulam Hasan
1	5	12 FORT Dominik	1	8	14 JUMA ALTAHRI Abdulredha Ghanem Sula	
	74	<b>Total Team</b>	Serve	5	52	<b>Total Team</b>
				2	10	15 SHAMAL I.ALMEMARI Mohammed Abdul Az
				1	8	6 ALI ALBLOOSHI Khamis Abdulla Ibrahi
			1	7	14 JUMA ALTAHRI Abdulredha Ghanem Sula	
19		<b>Total Team</b>	Opp Error	17		<b>Total Team</b>
75	191	<b>Total Team</b>		Total	51	177
14	33	3 PAJMA Tomas	<b>Best Scorer</b>	7	32	1 GHAZWAN ALBADWAWI Saleh Hassan Kham

**LEGEND**

**Atts** Attempts  
**L** Libero player  
**n** Starting line-up where n = starting position on court (i.e. positions 1 to 6)  
**Opp** Opponent

**C** Team Captain  
**L** Substitute libero  
**nn** Substitute where nn = jersey number of out going player  
**Pts** Points scored

Timing and Results provided by **TISSOT**



SUN 7 JUL 2013  
20:00  
21:19

Match No: 18

### Match Statistics

статистика

Match Duration: 1h 19m  
Attendance: 183

CZE vs UAE  
3 0

Teams	Sets	1	2	3	Total
CZE	3	25	25	25	75
UAE	0	19	14	18	51
	Playing Time	26m	23m	24m	1h 13m

First Referee: PICANO Paulo (BRA)


Second Referee: GALE Michael (USA)

### CZE - Czech Republic


Scoring Spike

Limit 15.00%

Rk	No	Name	Spikes	Faults	Shots	Total Attempts	Eff %
1	4	KRBA Jan	11	1	5	17	58.82
2	3	PAJMA Tomas	10	2	2	14	57.14
3	5	VASICEK Jiri	13	3	9	25	40.00
	12	FORT Dominik	4	3	3	10	
	11	SEDLAR Jan	4	-	2	6	
	1	VACHOUSEK Stanislav	3	1	1	5	
	6	HANIK Zdenek	-	-	1	1	
	7	SOBEK Jakub	1	-	-	1	
	8	MLCUCH Josef	1	-	-	1	
	2	VACLAVIK Jan	-	-	-	-	
	9	KOLACEK Michal	-	-	-	-	
	13	KULIHA Jan	-	-	-	-	
<b>Team Totals</b>			47	10	23	80	46.25

Scoring Block



Rk	No	Name	Kill Blocks	Faults	Rebounds	Total Attempts	Avg by Set
1	3	PAJMA Tomas	4	3	3	10	1.33
2	4	KRBA Jan	2	-	3	5	0.67
3	12	FORT Dominik	1	1	3	5	0.33
3	5	VASICEK Jiri	1	2	2	5	0.33
3	6	HANIK Zdenek	1	3	1	5	0.33
6	11	SEDLAR Jan	-	4	1	5	0.00
6	7	SOBEK Jakub	-	-	1	1	0.00
6	1	VACHOUSEK Stanislav	-	1	-	1	0.00
	2	VACLAVIK Jan	-	-	-	-	
	8	MLCUCH Josef	-	-	-	-	
	9	KOLACEK Michal	-	-	-	-	
	13	KULIHA Jan	-	-	-	-	
<b>Team Totals</b>			9	14	14	37	3.00

Scoring Service


Rk	No	Name	Aces	Faults	Serve Hits	Total Attempts	Avg by Set
1	5	VASICEK Jiri	-	4	16	20	0.00
1	6	HANIK Zdenek	-	2	17	19	0.00
1	3	PAJMA Tomas	-	3	6	9	0.00
1	11	SEDLAR Jan	-	-	8	8	0.00
1	12	FORT Dominik	-	1	7	8	0.00
1	4	KRBA Jan	-	1	6	7	0.00
1	1	VACHOUSEK Stanislav	-	-	1	1	0.00
1	7	SOBEK Jakub	-	-	1	1	0.00
1	8	MLCUCH Josef	-	-	1	1	0.00
	2	VACLAVIK Jan	-	-	-	-	
	9	KOLACEK Michal	-	-	-	-	
	13	KULIHA Jan	-	-	-	-	
<b>Team Totals</b>				11	63	74	0.00

Team

Opponent Errors & Team Faults	19
-------------------------------	----

Timing and Results provided by  TISSOT





SUN 7 JUL 2013  
20:00  
21:19

Match No: 18

### Match Statistics

статистика

Match Duration: 1h 19m  
Attendance: 183


**CZE vs UAE**  
3 0

Teams	Sets	1	2	3	Total
<b>CZE</b>	<b>3</b>	25	25	25	75
<b>UAE</b>	<b>0</b>	19	14	18	51
<b>Playing Time</b>		26m	23m	24m	1h 13m

First Referee: PICANO Paulo (BRA)

Second Referee: GALE Michael (USA)

### CZE - Czech Republic

Non-Scoring Dig


Rk	No	Name	Digs	Faults	Receptions	Total Attempts	Avg by Set
1	2	VACLAVIK Jan	5	5	5	15	1.67
2	12	FORT Dominik	2	1	4	7	0.67
2	3	PAJMA Tomas	2	3	2	7	0.67
2	4	KRBA Jan	2	-	1	3	0.67
5	5	VASICEK Jiri	1	-	-	1	0.33
6	6	HANIK Zdenek	-	1	7	8	0.00
6	11	SEDLAR Jan	-	1	3	4	0.00
6	1	VACHOUSEK Stanislav	-	-	1	1	0.00
	7	SOBEK Jakub	-	-	-	-	-
	8	MLCUCH Josef	-	-	-	-	-
	9	KOLACEK Michal	-	-	-	-	-
	13	KULIHA Jan	-	-	-	-	-
<b>Team Totals</b>			12	11	23	46	4.00

Non-Scoring Set


Rk	No	Name	Running Sets	Faults	Still Sets	Total Attempts	Avg by Set
1	6	HANIK Zdenek	29	1	22	52	9.67
2	2	VACLAVIK Jan	6	-	1	7	2.00
3	7	SOBEK Jakub	4	-	1	5	1.33
4	3	PAJMA Tomas	2	-	2	4	0.67
5	8	MLCUCH Josef	-	-	2	2	0.00
5	12	FORT Dominik	-	-	2	2	0.00
5	4	KRBA Jan	-	-	1	1	0.00
5	11	SEDLAR Jan	-	-	1	1	0.00
	1	VACHOUSEK Stanislav	-	-	-	-	-
	5	VASICEK Jiri	-	-	-	-	-
	9	KOLACEK Michal	-	-	-	-	-
	13	KULIHA Jan	-	-	-	-	-
<b>Team Totals</b>			41	1	32	74	13.67

Non-Scoring Reception

<b>Limit</b> 25.00%

Rk	No	Name	Excellents	Faults	Serve Receptions	Total Attempts	Succ %
1	2	VACLAVIK Jan	8	1	5	14	57.14
2	12	FORT Dominik	5	1	8	14	35.71
	5	VASICEK Jiri	2	2	7	11	-
	1	VACHOUSEK Stanislav	-	-	5	5	-
	11	SEDLAR Jan	-	1	-	1	-
	3	PAJMA Tomas	-	-	-	-	-
	4	KRBA Jan	-	-	-	-	-
	6	HANIK Zdenek	-	-	-	-	-
	7	SOBEK Jakub	-	-	-	-	-
	8	MLCUCH Josef	-	-	-	-	-
	9	KOLACEK Michal	-	-	-	-	-
	13	KULIHA Jan	-	-	-	-	-
<b>Team Totals</b>			15	5	25	45	33.33





SUN 7 JUL 2013  
20:00  
21:19

Match No: 18

### Match Statistics

статистика

Match Duration: 1h 19m  
Attendance: 183

CZE vs UAE  
3 0

Teams	Sets	1	2	3	Total
CZE	3	25	25	25	75
UAE	0	19	14	18	51
	Playing Time	26m	23m	24m	1h 13m

First Referee: PICANO Paulo (BRA)


Second Referee: GALE Michael (USA)

### UAE - UA Emirates

Scoring Spike

Limit
15.00%

Rk	No	Name	Spikes	Faults	Shots	Total Attempts	Eff %
1	1	GHAZWAN ALBADWAWI Saleh Hassan Kham	7	3	8	18	22.22
	7	GHULAM ALMARZOOQI Amer Ghulam Hasan	3	6	10	19	
	15	SHAMAL I.ALMEMARI Mohammed Abdul Az	2	2	7	11	
	8	SAQROH ALDHUHOORI Hasan Yousif Ali	4	3	4	11	
	4	MOHAMMAD AHLI Mohammad Juma Abdulla	4	-	5	9	
	14	JUMA ALTAHRI Abdulredha Ghanem Sula	2	4	3	9	
	6	ALI ALBLOOSHI Khamis Abdulla Ibrahi	2	-	1	3	
	5	SALEM AL MAAMARI Mohamed Hamad Saou	-	-	-	-	
	11	HAIDER ALMUTAWI Ahmad Sultan Salem	-	-	-	-	
	12	ALAWADHI Ali Mohd Saleh Ali	-	-	-	-	
	17	SALEM MATAR Ahmad Omar	-	-	-	-	
<b>Team Totals</b>			24	18	38	80	7.50

Scoring Block


Rk	No	Name	Kill Blocks	Faults	Rebounds	Total Attempts	Avg by Set
1	15	SHAMAL I.ALMEMARI Mohammed Abdul Az	2	10	2	14	0.67
2	14	JUMA ALTAHRI Abdulredha Ghanem Sula	1	4	3	8	0.33
2	6	ALI ALBLOOSHI Khamis Abdulla Ibrahi	1	3	1	5	0.33
2	7	GHULAM ALMARZOOQI Amer Ghulam Hasan	1	2	1	4	0.33
5	4	MOHAMMAD AHLI Mohammad Juma Abdulla	-	5	3	8	0.00
5	1	GHAZWAN ALBADWAWI Saleh Hassan Kham	-	3	1	4	0.00
5	8	SAQROH ALDHUHOORI Hasan Yousif Ali	-	1	1	2	0.00
	5	SALEM AL MAAMARI Mohamed Hamad Saou	-	-	-	-	
	11	HAIDER ALMUTAWI Ahmad Sultan Salem	-	-	-	-	
	12	ALAWADHI Ali Mohd Saleh Ali	-	-	-	-	
	17	SALEM MATAR Ahmad Omar	-	-	-	-	
<b>Team Totals</b>			5	28	12	45	1.67

Scoring Service


Rk	No	Name	Aces	Faults	Serve Hits	Total Attempts	Avg by Set
1	15	SHAMAL I.ALMEMARI Mohammed Abdul Az	2	-	8	10	0.67
2	6	ALI ALBLOOSHI Khamis Abdulla Ibrahi	1	-	7	8	0.33
2	14	JUMA ALTAHRI Abdulredha Ghanem Sula	1	2	4	7	0.33
2	7	GHULAM ALMARZOOQI Amer Ghulam Hasan	1	1	1	3	0.33
5	1	GHAZWAN ALBADWAWI Saleh Hassan Kham	-	-	10	10	0.00
5	4	MOHAMMAD AHLI Mohammad Juma Abdulla	-	1	8	9	0.00
5	8	SAQROH ALDHUHOORI Hasan Yousif Ali	-	3	2	5	0.00
	5	SALEM AL MAAMARI Mohamed Hamad Saou	-	-	-	-	
	11	HAIDER ALMUTAWI Ahmad Sultan Salem	-	-	-	-	
	12	ALAWADHI Ali Mohd Saleh Ali	-	-	-	-	
	17	SALEM MATAR Ahmad Omar	-	-	-	-	
<b>Team Totals</b>			5	7	40	52	1.67

Team
<b>Opponent Errors &amp; Team Faults</b>

17	1
----	---



SUN 7 JUL 2013  
20:00  
21:19

Match No: 18

### Match Statistics

статистика

Match Duration: 1h 19m  
Attendance: 183


CZE vs UAE  
3 0

Teams	Sets	1	2	3	Total
CZE	3	25	25	25	75
UAE	0	19	14	18	51
	Playing Time	26m	23m	24m	1h 13m


First Referee: PICANO Paulo (BRA)

Second Referee: GALE Michael (USA)

### UAE - UA Emirates

Non-Scoring Dig


Rk	No	Name	Digs	Faults	Receptions	Total Attempts	Avg by Set
1	4	MOHAMMAD AHLI Mohammad Juma Abdulla	1	5	8	14	0.33
1	6	ALI ALBLOOSHI Khamis Abdulla Ibrahi	1	8	4	13	0.33
3	15	SHAMAL I.ALMEMARI Mohammed Abdul Az	-	2	6	8	0.00
3	14	JUMA ALTAHRI Abdulredha Ghanem Sula	-	2	3	5	0.00
3	7	GHULAM ALMARZOOQI Amer Ghulam Hasan	-	-	3	3	0.00
3	8	SAQROH ALDHUHOORI Hasan Yousif Ali	-	-	1	1	0.00
3	1	GHAZWAN ALBADWAWI Saleh Hassan Kham	-	1	-	1	0.00
	5	SALEM AL MAAMARI Mohamed Hamad Saou	-	-	-	-	
	11	HAIDER ALMUTAWI Ahmad Sultan Salem	-	-	-	-	
	12	ALAWADHI Ali Mohd Saleh Ali	-	-	-	-	
	17	SALEM MATAR Ahmad Omar	-	-	-	-	
<b>Team Totals</b>			2	18	25	45	0.67

Non-Scoring Set


Rk	No	Name	Running Sets	Faults	Still Sets	Total Attempts	Avg by Set
1	4	MOHAMMAD AHLI Mohammad Juma Abdulla	18	-	34	52	6.00
2	8	SAQROH ALDHUHOORI Hasan Yousif Ali	2	-	1	3	0.67
3	14	JUMA ALTAHRI Abdulredha Ghanem Sula	1	1	5	7	0.33
4	6	ALI ALBLOOSHI Khamis Abdulla Ibrahi	-	1	6	7	0.00
4	15	SHAMAL I.ALMEMARI Mohammed Abdul Az	-	-	3	3	0.00
4	1	GHAZWAN ALBADWAWI Saleh Hassan Kham	-	-	1	1	0.00
	5	SALEM AL MAAMARI Mohamed Hamad Saou	-	-	-	-	
	7	GHULAM ALMARZOOQI Amer Ghulam Hasan	-	-	-	-	
	11	HAIDER ALMUTAWI Ahmad Sultan Salem	-	-	-	-	
	12	ALAWADHI Ali Mohd Saleh Ali	-	-	-	-	
	17	SALEM MATAR Ahmad Omar	-	-	-	-	
<b>Team Totals</b>			21	2	50	73	7.00

Non-Scoring Reception

<b>Limit</b> 25.00%

Rk	No	Name	Excellents	Faults	Serve Receptions	Total Attempts	Succ %
1	14	JUMA ALTAHRI Abdulredha Ghanem Sula	7	-	8	15	46.67
2	1	GHAZWAN ALBADWAWI Saleh Hassan Kham	5	-	12	17	29.41
3	15	SHAMAL I.ALMEMARI Mohammed Abdul Az	4	-	10	14	28.57
4	6	ALI ALBLOOSHI Khamis Abdulla Ibrahi	3	-	9	12	25.00
	7	GHULAM ALMARZOOQI Amer Ghulam Hasan	-	-	3	3	
	4	MOHAMMAD AHLI Mohammad Juma Abdulla	-	-	-	-	
	5	SALEM AL MAAMARI Mohamed Hamad Saou	-	-	-	-	
	8	SAQROH ALDHUHOORI Hasan Yousif Ali	-	-	-	-	
	11	HAIDER ALMUTAWI Ahmad Sultan Salem	-	-	-	-	
	12	ALAWADHI Ali Mohd Saleh Ali	-	-	-	-	
	17	SALEM MATAR Ahmad Omar	-	-	-	-	
<b>Team Totals</b>			19		42	61	31.15

LEGEND	
Avg	Average
Eff%	Efficiency
Rk	Rank
Succ%	Success %

Timing and Results provided by  TISSOT



Match No: 22

**Start List**

Стартовый список

**CHI vs CAN**

First Referee: HO Tat Ming, Samuel (HKG)

Second Referee: BERDNIKOV Maxim (RUS)

**CHI - Chile**

No.	C/L	Name	Shirt Name	Height m / ft in	Weight kg / lbs	Highest Reach		Date of Birth	Tournament Totals				
						Spike cm	Block cm		Spike	Block	Serve	Total	%
1		PARRAGUIRRE Vicente	PARRAGUIRRE	1.90/6'3"	88/194	325	310	14 OCT 1994	12	1	2	15	25.00
2		SALINAS Rodrigo	SALINAS	1.85/6'1"	78/172	315	305	6 MAY 1991	3			3	5.00
3		PARRAGUIRRE Tomas	PARRAGUIRRE	1.92/6'4"	90/198	320	310	1 MAR 1991	5	2	1	8	13.33
4		CACERES Carlos	CACERES	1.85/6'1"	85/187	305	290	18 FEB 1989					
5	C	PARRAGUIRRE Matias	PARRAGUIRRE	1.95/6'5"	98/216	310	300	2 JUL 1987	8	1		9	15.00
6		FRAZZONI Roberto	FRAZZONI	1.88/6'2"	78/172	310	295	28 SEP 1992	1	2		3	5.00
7	L	PAPAGALLO Felipe	PAPAGALLO	1.78/5'10"	75/165	295	280	11 AUG 1991					
8		GONZALEZ Christian	GONZALEZ	1.80/5'11"	75/165	270	250	1 APR 1991					
9		LOPEZ Cristobal	LOPEZ	1.90/6'3"	89/196	310	305	26 SEP 1989	4			4	6.67
10		VALENZUELA Diego	VALENZUELA	1.85/6'1"	78/172	305	300	7 FEB 1991					
11		RILLING Alan	RILLING	1.80/5'11"	82/181	320	308	5 NOV 1987	11	2	2	15	25.00
13		GOMEZ Felipe	GOMEZ	1.90/6'3"	87/192	310	305	23 NOV 1992	2	1		3	5.00
<b>Head Coach</b>			SERRANO Claudio			<b>Assistant Coach</b>			LOPEZ Igor				

Results in this  
Universiade

Phase	Opponent	Sets	Points per Set
Preliminary	MEX	1 - 3	22-25, 20-25, 25-19, 22-25

**CAN - Canada**

No.	C/L	Name	Shirt Name	Height m / ft in	Weight kg / lbs	Highest Reach		Date of Birth	Tournament Totals				
						Spike cm	Block cm		Spike	Block	Serve	Total	%
1	L	NIERODA Derek Grahame	Nieroda	1.85/6'1"	80/176	328	307	24 APR 1990					
2		HOAG Nicholas	N. Hoag	2.00/6'7"	92/203	347	320	19 AUG 1992	21	1		22	18.49
3	C	HOWATSON Marc Andrew	Howatson	1.98/6'6"	82/181	345	311	8 APR 1989	1	1	1	3	2.52
4		MCLEAN Braden David Bruce	McLean	2.03/6'8"	108/238	361	335	22 MAY 1991	12	6	2	20	16.81
6		JANSEN VANDOORN Daniel	J. VanDoorn	2.02/6'8"	97/214	357	333	21 MAR 1990	4	4		8	6.72
8		DEMAN Colton Gordon Gerard	deMan	1.93/6'4"	89/196	353	326	15 AUG 1990	3			3	2.52
9		BLANKENAU Jay Michael	Blankenau	1.93/6'4"	91/201	332	309	27 SEP 1989	3	3	2	8	6.72
10		MARSHALL Steven James Douglas	Marshall	1.90/6'3"	85/187	347	320	23 NOV 1989	19	4		23	19.33
12		VANBERKEL Lucas Joshua	Van Berkel	2.06/6'9"	106/234	351	325	29 NOV 1991	7	5		12	10.08
14		HOAG Christopher	C. Hoag	1.92/6'4"	84/185	337	315	3 SEP 1988	12	2	5	19	15.97
15		SANDERS Tyler James	Sanders	1.90/6'3"	84/185	329	311	14 DEC 1991					
19		VOTH Christopher Henry Landon	Voth	1.95/6'5"	80/176	348	319	27 SEP 1990	1			1	0.84
<b>Head Coach</b>			MCKAY Lawrence			<b>Assistant Coach</b>			KOZAMERNIK Tilen				

Results in this  
Universiade

Phase	Opponent	Sets	Points per Set
Preliminary	UAE	3 - 0	25-14, 25-16, 25-16
Preliminary	MEX	3 - 1	21-25, 28-26, 25-22, 25-18

LEGEND			
%	Percent of total team scoring	C	Team Captain
L	Libero Player		

Timing and Results provided by  **TISSOT**



Match No: 22

**Match Results**  
Результат / Отчет о матче

Match Duration: 1h 46m  
Attendance: 246

**CHI vs CAN**  
3 1

Teams	Sets	1	2	3	4	Total
CHI	3	25	19	25	25	94
CAN	1	20	25	17	22	84
	<b>Playing Time</b>	24m	23m	23m	27m	1h 37m

First Referee: HO Tat Ming, Samuel (HKG)

Second Referee: BERDNIKOV Maxim (RUS)

CHI - Chile								
No	C/L	Name	1	2	3	4	5	Pts
1		PARRAGUIRRE Vicente	6	5	6	5		28
2		SALINAS Rodrigo						
3		PARRAGUIRRE Tomas	1	6	1	6		8
4		CACERES Carlos	2	1	2	1		2
5	C	PARRAGUIRRE Matias	3	2	3	2		9
6		FRAZZONI Roberto						
7	L	PAPAGALLO Felipe	L	L	L	L		1
8		GONZALEZ Christian						
9		LOPEZ Cristobal	4	3	4	3		12
10		VALENZUELA Diego						
11		RILLING Alan	5	4	5	4		9
13		GOMEZ Felipe				4		
<b>Head Coach</b>		SERRANO Claudio						
<b>Assistant Coach</b>		LOPEZ Igor						

CAN - Canada								
No	C/L	Name	1	2	3	4	5	Pts
1	L	NIERODA Derek Grahame	L	L	L	L		
2		HOAG Nicholas	4	4	4	4		20
3	C	HOWATSON Marc Andrew	5	5	5	14		7
4		MCLEAN Braden David Bruce			6	3		2
6		JANSEN VANDOORN Daniel	3	3	3			8
8		DEMAN Colton Gordon Gerard						
9		BLANKENAU Jay Michael	1	1	15	1		2
10		MARSHALL Steven James Douglas	2			2		4
12		VANBERKEL Lucas Joshua	6	6	6	6		4
14		HOAG Christopher		2	2	5		13
15		SANDERS Tyler James	9	9	1	9		1
19		VOTH Christopher Henry Landon			3			2
<b>Head Coach</b>		MCKAY Lawrence						
<b>Assistant Coach</b>		KOZAMERNIK Tilen						

**TEAM AND PLAYER PERFORMANCES**

Won	Total Atts	No Name	Scoring Skills	Won	Total Atts	No Name
56	118	<b>Total Team</b>		46	111	<b>Total Team</b>
24	45	1 PARRAGUIRRE Vicente	Spike	15	34	2 HOAG Nicholas
9	15	9 LOPEZ Cristobal		10	23	14 HOAG Christopher
9	24	11 RILLING Alan		5	6	6 JANSEN VANDOORN Daniel
6	59	<b>Total Team</b>	Block	8	69	<b>Total Team</b>
2	15	9 LOPEZ Cristobal		3	14	6 JANSEN VANDOORN Daniel
1	1	7 PAPAGALLO Felipe		2	5	3 HOWATSON Marc Andrew
1	3	4 CACERES Carlos	1	11	2 HOAG Nicholas	
7	93	<b>Total Team</b>	Serve	9	85	<b>Total Team</b>
4	15	1 PARRAGUIRRE Vicente		4	16	2 HOAG Nicholas
1	21	9 LOPEZ Cristobal		2	12	14 HOAG Christopher
1	18	4 CACERES Carlos	1	7	15 SANDERS Tyler James	
25		<b>Total Team</b>	Opp Error	21		<b>Total Team</b>
94	270	<b>Total Team</b>	Total	84	265	<b>Total Team</b>
28	65	1 PARRAGUIRRE Vicente	Best Scorer	20	61	2 HOAG Nicholas

LEGEND			
Atts	Attempts	C	Team Captain
L	Libero player	L	Substitute libero
n	Starting line-up where n = starting position on court (i.e. positions 1 to 6)	nn	Substitute where nn = jersey number of out going player
Opp	Opponent	Pts	Points scored

Timing and Results provided by TISSOT



Match No: 22

### Match Statistics

статистика

Match Duration: 1h 46m  
Attendance: 246

### CHI vs CAN

3 1

Teams	Sets	1	2	3	4	Total
CHI	3	25	19	25	25	94
CAN	1	20	25	17	22	84
	Playing Time	24m	23m	23m	27m	1h 37m

First Referee: HO Tat Ming, Samuel (HKG)


Second Referee: BERDNIKOV Maxim (RUS)

### CHI - Chile


Scoring Spike

Limit 15.00%

Rk	No	Name	Spikes	Faults	Shots	Total Attempts	Eff %
1	1	PARRAGUIRRE Vicente	24	4	17	45	44.44
2	11	RILLING Alan	9	3	12	24	25.00
3	5	PARRAGUIRRE Matias	8	3	11	22	22.73
	9	LOPEZ Cristobal	9	1	5	15	
	3	PARRAGUIRRE Tomas	6	-	4	10	
	4	CACERES Carlos	-	-	1	1	
	7	PAPAGALLO Felipe	-	-	1	1	
	2	SALINAS Rodrigo	-	-	-	-	
	6	FRAZZONI Roberto	-	-	-	-	
	8	GONZALEZ Christian	-	-	-	-	
	10	VALENZUELA Diego	-	-	-	-	
	13	GOMEZ Felipe	-	-	-	-	
<b>Team Totals</b>			56	11	51	118	38.14

Scoring Block



Rk	No	Name	Kill Blocks	Faults	Rebounds	Total Attempts	Avg by Set
1	9	LOPEZ Cristobal	2	9	4	15	0.50
2	3	PARRAGUIRRE Tomas	1	8	10	19	0.25
2	5	PARRAGUIRRE Matias	1	2	3	6	0.25
2	4	CACERES Carlos	1	1	1	3	0.25
2	7	PAPAGALLO Felipe	1	-	-	1	0.25
6	11	RILLING Alan	-	4	6	10	0.00
6	1	PARRAGUIRRE Vicente	-	1	4	5	0.00
	2	SALINAS Rodrigo	-	-	-	-	
	6	FRAZZONI Roberto	-	-	-	-	
	8	GONZALEZ Christian	-	-	-	-	
	10	VALENZUELA Diego	-	-	-	-	
	13	GOMEZ Felipe	-	-	-	-	
<b>Team Totals</b>			6	25	28	59	1.50

Scoring Service


Rk	No	Name	Aces	Faults	Serve Hits	Total Attempts	Avg by Set
1	1	PARRAGUIRRE Vicente	4	5	6	15	1.00
2	9	LOPEZ Cristobal	1	1	19	21	0.25
2	4	CACERES Carlos	1	1	16	18	0.25
2	3	PARRAGUIRRE Tomas	1	1	9	11	0.25
5	5	PARRAGUIRRE Matias	-	1	16	17	0.00
5	11	RILLING Alan	-	3	8	11	0.00
	2	SALINAS Rodrigo	-	-	-	-	
	6	FRAZZONI Roberto	-	-	-	-	
	7	PAPAGALLO Felipe	-	-	-	-	
	8	GONZALEZ Christian	-	-	-	-	
	10	VALENZUELA Diego	-	-	-	-	
	13	GOMEZ Felipe	-	-	-	-	
<b>Team Totals</b>			7	12	74	93	1.75

Team

Opponent Errors & Team Faults	25
-------------------------------	----

Timing and Results provided by  TISSOT





Match No: 22

### Match Statistics

статистика

Match Duration: 1h 46m  
Attendance: 246


CHI vs CAN  
3 1

Teams	Sets	1	2	3	4	Total
CHI	3	25	19	25	25	94
CAN	1	20	25	17	22	84
	Playing Time	24m	23m	23m	27m	1h 37m

First Referee: HO Tat Ming, Samuel (HKG)

Second Referee: BERDNIKOV Maxim (RUS)

### CHI - Chile

Non-Scoring Dig


Rk	No	Name	Digs	Faults	Receptions	Total Attempts	Avg by Set
1	4	CACERES Carlos	6	3	7	16	1.50
2	7	PAPAGALLO Felipe	5	7	9	21	1.25
3	5	PARRAGUIRRE Matias	4	5	3	12	1.00
4	11	RILLING Alan	3	2	9	14	0.75
5	1	PARRAGUIRRE Vicente	1	4	7	12	0.25
5	9	LOPEZ Cristobal	1	2	4	7	0.25
7	3	PARRAGUIRRE Tomas	-	-	2	2	0.00
	2	SALINAS Rodrigo	-	-	-	-	-
	6	FRAZZONI Roberto	-	-	-	-	-
	8	GONZALEZ Christian	-	-	-	-	-
	10	VALENZUELA Diego	-	-	-	-	-
	13	GOMEZ Felipe	-	-	-	-	-
<b>Team Totals</b>			20	23	41	84	5.00

Non-Scoring Set


Rk	No	Name	Running Sets	Faults	Still Sets	Total Attempts	Avg by Set
1	4	CACERES Carlos	42	2	39	83	10.50
2	7	PAPAGALLO Felipe	3	-	7	10	0.75
3	5	PARRAGUIRRE Matias	2	-	7	9	0.50
3	3	PARRAGUIRRE Tomas	2	-	4	6	0.50
5	11	RILLING Alan	1	-	3	4	0.25
5	9	LOPEZ Cristobal	1	-	1	2	0.25
5	1	PARRAGUIRRE Vicente	1	-	-	1	0.25
	2	SALINAS Rodrigo	-	-	-	-	-
	6	FRAZZONI Roberto	-	-	-	-	-
	8	GONZALEZ Christian	-	-	-	-	-
	10	VALENZUELA Diego	-	-	-	-	-
	13	GOMEZ Felipe	-	-	-	-	-
<b>Team Totals</b>			52	2	61	115	13.00

Non-Scoring Reception

<b>Limit</b> 25.00%

Rk	No	Name	Excellents	Faults	Serve Receptions	Total Attempts	Succ %
1	5	PARRAGUIRRE Matias	12	1	10	23	52.17
2	7	PAPAGALLO Felipe	9	4	7	20	45.00
3	1	PARRAGUIRRE Vicente	10	3	10	23	43.48
	4	CACERES Carlos	-	-	1	1	-
	11	RILLING Alan	-	1	-	1	-
	2	SALINAS Rodrigo	-	-	-	-	-
	3	PARRAGUIRRE Tomas	-	-	-	-	-
	6	FRAZZONI Roberto	-	-	-	-	-
	8	GONZALEZ Christian	-	-	-	-	-
	9	LOPEZ Cristobal	-	-	-	-	-
	10	VALENZUELA Diego	-	-	-	-	-
	13	GOMEZ Felipe	-	-	-	-	-
<b>Team Totals</b>			31	9	28	68	45.59





Match No: 22

### Match Statistics

статистика

Match Duration: 1h 46m  
Attendance: 246

CHI vs CAN  
3 1

Teams	Sets	1	2	3	4	Total
CHI	3	25	19	25	25	94
CAN	1	20	25	17	22	84
	Playing Time	24m	23m	23m	27m	1h 37m

First Referee: HO Tat Ming, Samuel (HKG)

Second Referee: BERDNIKOV Maxim (RUS)

### CAN - Canada

Scoring Spike

Limit 15.00%

Rk	No	Name	Spikes	Faults	Shots	Total Attempts	Eff %
1	2	HOAG Nicholas	15	4	15	34	32.35
2	14	HOAG Christopher	10	3	10	23	30.43
	3	HOWATSON Marc Andrew	4	2	11	17	
	10	MARSHALL Steven James Douglas	4	2	6	12	
	12	VANBERKEL Lucas Joshua	3	-	8	11	
	6	JANSEN VANDOORN Daniel	5	-	1	6	
	9	BLANKENAU Jay Michael	2	1	-	3	
	19	VOTH Christopher Henry Landon	2	-	-	2	
	4	MCLEAN Braden David Bruce	1	1	-	2	
	1	NIERODA Derek Grahame	-	-	1	1	
	8	DEMAN Colton Gordon Gerard	-	-	-	-	
	15	SANDERS Tyler James	-	-	-	-	
<b>Team Totals</b>			46	13	52	111	29.73

Scoring Block


Rk	No	Name	Kill Blocks	Faults	Rebounds	Total Attempts	Avg by Set
1	6	JANSEN VANDOORN Daniel	3	6	5	14	0.75
2	3	HOWATSON Marc Andrew	2	1	2	5	0.50
3	12	VANBERKEL Lucas Joshua	1	13	10	24	0.25
3	2	HOAG Nicholas	1	4	6	11	0.25
3	14	HOAG Christopher	1	4	1	6	0.25
6	4	MCLEAN Braden David Bruce	-	2	1	3	0.00
6	10	MARSHALL Steven James Douglas	-	2	1	3	0.00
6	15	SANDERS Tyler James	-	1	1	2	0.00
6	9	BLANKENAU Jay Michael	-	-	1	1	0.00
	1	NIERODA Derek Grahame	-	-	-	-	
	8	DEMAN Colton Gordon Gerard	-	-	-	-	
	19	VOTH Christopher Henry Landon	-	-	-	-	
<b>Team Totals</b>			8	33	28	69	2.00

Scoring Service


Rk	No	Name	Aces	Faults	Serve Hits	Total Attempts	Avg by Set
1	2	HOAG Nicholas	4	5	7	16	1.00
2	14	HOAG Christopher	2	1	9	12	0.50
3	15	SANDERS Tyler James	1	-	6	7	0.25
3	3	HOWATSON Marc Andrew	1	1	5	7	0.25
3	4	MCLEAN Braden David Bruce	1	1	5	7	0.25
6	6	JANSEN VANDOORN Daniel	-	1	9	10	0.00
6	10	MARSHALL Steven James Douglas	-	2	7	9	0.00
6	12	VANBERKEL Lucas Joshua	-	1	7	8	0.00
6	9	BLANKENAU Jay Michael	-	3	5	8	0.00
6	19	VOTH Christopher Henry Landon	-	1	-	1	0.00
	1	NIERODA Derek Grahame	-	-	-	-	
	8	DEMAN Colton Gordon Gerard	-	-	-	-	
<b>Team Totals</b>			9	16	60	85	2.25

Team

Opponent Errors & Team Faults	21
-------------------------------	----

Timing and Results provided by  TISSOT



Match No: 22

### Match Statistics

статистика

Match Duration: 1h 46m  
Attendance: 246

CHI vs CAN  
3 1

Teams	Sets	1	2	3	4	Total
CHI	3	25	19	25	25	94
CAN	1	20	25	17	22	84
	Playing Time	24m	23m	23m	27m	1h 37m

First Referee: HO Tat Ming, Samuel (HKG)

Second Referee: BERDNIKOV Maxim (RUS)

### CAN - Canada

Non-Scoring Dig


Rk	No	Name	Digs	Faults	Receptions	Total Attempts	Avg by Set
1	1	NIERODA Derek Grahame	11	11	3	25	2.75
2	10	MARSHALL Steven James Douglas	1	1	4	6	0.25
2	15	SANDERS Tyler James	1	-	4	5	0.25
2	12	VANBERKEL Lucas Joshua	1	3	1	5	0.25
2	6	JANSEN VANDOORN Daniel	1	-	2	3	0.25
2	3	HOWATSON Marc Andrew	1	1	1	3	0.25
2	4	MCLEAN Braden David Bruce	1	-	1	2	0.25
8	14	HOAG Christopher	-	2	4	6	0.00
8	9	BLANKENAU Jay Michael	-	4	-	4	0.00
8	2	HOAG Nicholas	-	1	1	2	0.00
	8	DEMAN Colton Gordon Gerard	-	-	-	-	-
	19	VOTH Christopher Henry Landon	-	-	-	-	-
<b>Team Totals</b>			17	23	21	61	4.25

Non-Scoring Set



Rk	No	Name	Running Sets	Faults	Still Sets	Total Attempts	Avg by Set
1	9	BLANKENAU Jay Michael	26	-	33	59	6.50
2	15	SANDERS Tyler James	12	1	20	33	3.00
3	1	NIERODA Derek Grahame	1	-	4	5	0.25
3	6	JANSEN VANDOORN Daniel	1	-	-	1	0.25
5	2	HOAG Nicholas	-	-	2	2	0.00
5	12	VANBERKEL Lucas Joshua	-	-	2	2	0.00
5	14	HOAG Christopher	-	-	2	2	0.00
5	3	HOWATSON Marc Andrew	-	-	1	1	0.00
	4	MCLEAN Braden David Bruce	-	-	-	-	-
	8	DEMAN Colton Gordon Gerard	-	-	-	-	-
	10	MARSHALL Steven James Douglas	-	-	-	-	-
	19	VOTH Christopher Henry Landon	-	-	-	-	-
<b>Team Totals</b>			40	1	64	105	10.00

Non-Scoring Reception

<b>Limit</b> 25.00%

Rk	No	Name	Excellents	Faults	Serve Receptions	Total Attempts	Succ %
1	1	NIERODA Derek Grahame	20	3	7	30	66.67
2	14	HOAG Christopher	13	1	8	22	59.09
	3	HOWATSON Marc Andrew	4	-	8	12	
	10	MARSHALL Steven James Douglas	7	1	3	11	
	19	VOTH Christopher Henry Landon	1	2	1	4	
	2	HOAG Nicholas	1	-	-	1	
	12	VANBERKEL Lucas Joshua	1	-	-	1	
	4	MCLEAN Braden David Bruce	-	-	-	-	
	6	JANSEN VANDOORN Daniel	-	-	-	-	
	8	DEMAN Colton Gordon Gerard	-	-	-	-	
	9	BLANKENAU Jay Michael	-	-	-	-	
	15	SANDERS Tyler James	-	-	-	-	
<b>Team Totals</b>			47	7	27	81	58.02

Avg	Eff%	Rk	Succ%
Average	Efficiency	Rank	Success %

Timing and Results provided by  TISSOT



Match No: 23

### Start List

Стартовый список

## MEX vs CZE

First Referee: SILVA Felipe (BRA)

Second Referee: VANAVESKI Kristjan (EST)

### MEX - Mexico

No.	C/L	Name	Shirt Name	Height m / ft in	Weight kg / lbs	Highest Reach		Date of Birth	Tournament Totals				
						Spike cm	Block cm		Spike	Block	Serve	Total	%
1		VALDES Jesus	Valdes	1.88/6'2"	90/198	330	310	5 OCT 1990	23	5	2	30	23.62
3		TOVAR Eduardo	Tovar	1.86/6'1"	92/203	340	325	2 AUG 1988	12	2	1	15	11.81
4		PETRIS Martin Gilberto	Petris	1.94/6'4"	86/190	330	310	23 JUL 1990					
5		LIZARRAGA Efrain Guadalupe	Lizarraga	1.77/5'10"	75/165	308	300	12 DEC 1990					
7		BARAJAS Jorge Alejandro	Barajas	1.88/6'2"	83/183	309	300	7 MAY 1991	3	1	1	5	3.94
8		VARGAS OSORIO Daniel	Vargas	1.97/6'6"	95/209	340	325	1 SEP 1986	4	2		6	4.72
9		GUERRERO Ismael	Guerrero	2.04/6'8"	84/185	330	330	15 MAR 1988					
10	L	MEDINA David Raul	Medina	1.79/5'10"	75/165	309	300	4 DEC 1986					
11		ORELLANA Nestor	Orellana	1.95/6'5"	78/172	330	320	7 JAN 1992	27	2		29	22.83
12		ARANZUBIA Rodolfo	Aranzubia	1.75/5'9"	75/165	340	330	2 AUG 1988					
13		CORDOVA ARVIZU Samuel	Cordova	1.99/6'6"	89/196	345	335	13 MAR 1989	13	1	2	16	12.60
14	C	AGUILERA Tomas Alonso	Aguilera	2.02/6'8"	96/212	345	330	15 NOV 1988	22	3	1	26	20.47

Head Coach VALDEZ NIEBLA Jesus Edgar

Assistant Coach ARENAS Jesus Antonio

Results in this  
Universiade

Phase	Opponent	Sets	Points per Set
Preliminary	CHI	3 - 1	25-22, 25-20, 19-25, 25-22
Preliminary	CAN	1 - 3	25-21, 26-28, 22-25, 18-25

### CZE - Czech Republic

No.	C/L	Name	Shirt Name	Height m / ft in	Weight kg / lbs	Highest Reach		Date of Birth	Tournament Totals				
						Spike cm	Block cm		Spike	Block	Serve	Total	%
1		VACHOUSEK Stanislav	VACHOUSEK	1.90/6'3"	88/194	336	310	11 NOV 1987	3			3	5.36
2	L	VACLAVIK Jan	VACLAVIK	1.80/5'11"	72/159	317	301	15 APR 1985					
3		PAJMA Tomas	PAJMA	2.05/6'9"	96/212	348	338	30 JUL 1989	10	4		14	25.00
4	C	KRBA Jan	KRBA	1.94/6'4"	87/192	346	330	22 OCT 1986	11	2		13	23.21
5		VASICEK Jiri	VASICEK	1.93/6'4"	78/172	342	320	11 JUN 1992	13	1		14	25.00
6		HANIK Zdenek	HANIK	1.76/5'9"	80/176	335	330	11 JUL 1986		1		1	1.79
7		SOBEK Jakub	SOBEK	1.96/6'5"	87/192	330	315	3 OCT 1991	1			1	1.79
8		MLCUCJ Josef	MLCUCJ	2.02/6'8"	97/214	340	330	8 JAN 1990	1			1	1.79
9		KOLACEK Michal	KOLACEK	1.96/6'5"	95/209	355	340	3 SEP 1989					
11		SEDLAR Jan	SEDLAR	2.00/6'7"	92/203	352	331	21 JUN 1987	4			4	7.14
12		FORT Dominik	FORT	1.90/6'3"	82/181	343	320	17 SEP 1989	4	1		5	8.93
13		KULIHA Jan	KULIHA	1.97/6'6"	87/192	348	335	24 MAY 1990					

Head Coach VASINA Lubomir

Assistant Coach HRAB Alec

Results in this  
Universiade

Phase	Opponent	Sets	Points per Set
Preliminary	UAE	3 - 0	25-19, 25-14, 25-18

LEGEND			
%	Percent of total team scoring	C	Team Captain
L	Libero Player		

Timing and Results provided by  TISSOT



Match No: 23

### Match Results

Результат / Отчет о матче

Match Duration: 1h 55m  
Attendance: 150

## MEX vs CZE

1 3

Teams	Sets	1	2	3	4	Total
MEX	1	20	21	26	22	89
CZE	3	25	25	24	25	99
	Playing Time	26m	27m	27m	27m	1h 47m

First Referee: SILVA Felipe (BRA)

Second Referee: VANAVESKI Kristjan (EST)

MEX - Mexico									
No	C/L	Name	1	2	3	4	5	Pts	
1		VALDES Jesus	2	3	2	3		12	
3		TOVAR Eduardo	5		5	6		6	
4		PETRIS Martin Gilberto		6					
5		LIZARRAGA Efrain Guadalupe	11	11					
7		BARAJAS Jorge Alejandro	1	2	1	2		6	
8		VARGAS OSORIO Daniel	7	7				2	
9		GUERRERO Ismael	3						
10	L	MEDINA David Raul	L	L	L	L			
11		ORELLANA Nestor	4	5	4	5		11	
12		ARANZUBIA Rodolfo		4	3	3			
13		CORDOVA ARVIZU Samuel	9	4	3	4		14	
14	C	AGUILERA Tomas Alonso	6	1	6	1		13	
Head Coach		VALDEZ NIEBLA Jesus Edgar							
Assistant Coach		ARENAS Jesus Antonio							

CZE - Czech Republic									
No	C/L	Name	1	2	3	4	5	Pts	
1		VACHOUSEK Stanislav	5	2	3			8	
2	L	VACLAVIK Jan	L	L	L	L			
3		PAJMA Tomas	4	3	4			5	
4	C	KRBA Jan	5	4	5	4		24	
5		VASICEK Jiri	3		12	2		14	
6		HANIK Zdenek	2	1	2	1		5	
7		SOBEK Jakub			3	6		1	
8		MLCUCH Josef		3		3		3	
9		KOLACEK Michal		4					
11		SEDLAR Jan	1	6	1	6		6	
12		FORT Dominik	6	5	6	5		10	
13		KULIHA Jan							
Head Coach		VASINA Lubomir							
Assistant Coach		HRAB Alec							

### TEAM AND PLAYER PERFORMANCES

Won	Total Atts	No Name	Scoring Skills	Won	Total Atts	No Name
50	105	<b>Total Team</b>		51	105	<b>Total Team</b>
11	26	1 VALDES Jesus	Spike	21	43	4 KRBA Jan
11	27	11 ORELLANA Nestor		12	17	5 VASICEK Jiri
10	21	14 AGUILERA Tomas Alonso		7	18	12 FORT Dominik
9	65	<b>Total Team</b>	Block	14	63	<b>Total Team</b>
5	21	13 CORDOVA ARVIZU Samuel		4	17	11 SEDLAR Jan
2	14	14 AGUILERA Tomas Alonso		3	6	12 FORT Dominik
2	13	7 BARAJAS Jorge Alejandro	2	2	1 VACHOUSEK Stanislav	
5	90	<b>Total Team</b>	Serve	11	98	<b>Total Team</b>
2	13	13 CORDOVA ARVIZU Samuel		3	18	6 HANIK Zdenek
1	15	14 AGUILERA Tomas Alonso		2	20	4 KRBA Jan
1	18	7 BARAJAS Jorge Alejandro	2	9	5 VASICEK Jiri	
25		<b>Total Team</b>	Opp Error	23		<b>Total Team</b>
89	260	<b>Total Team</b>	Total	99	266	<b>Total Team</b>
14	44	13 CORDOVA ARVIZU Samuel	Best Scorer	24	68	4 KRBA Jan

LEGEND			
Atts	Attempts	C	Team Captain
L	Libero player	L	Substitute libero
n	Starting line-up where n = starting position on court (i.e. positions 1 to 6)	nn	Substitute where nn = jersey number of out going player
Opp	Opponent	Pts	Points scored

Timing and Results provided by TISSOT



Match No: 23

### Match Statistics

статистика

Match Duration: 1h 55m  
Attendance: 150

### MEX vs CZE

1 3

Teams	Sets	1	2	3	4	Total
MEX	1	20	21	26	22	89
CZE	3	25	25	24	25	99
Playing Time		26m	27m	27m	27m	1h 47m

First Referee: SILVA Felipe (BRA)


Second Referee: VANAVESKI Kristjan (EST)

### MEX - Mexico


Scoring Spike

Limit 15.00%

Rk	No	Name	Spikes	Faults	Shots	Total Attempts	Eff %
1	1	VALDES Jesus	11	4	11	26	26.92
2	11	ORELLANA Nestor	11	5	11	27	22.22
3	14	AGUILERA Tomas Alonso	10	6	5	21	19.05
	3	TOVAR Eduardo	6	4	2	12	
	13	CORDOVA ARVIZU Samuel	7	1	2	10	
	7	BARAJAS Jorge Alejandro	3	-	2	5	
	8	VARGAS OSORIO Daniel	2	1	-	3	
	4	PETRIS Martin Gilberto	-	1	-	1	
	5	LIZARRAGA Efrain Guadalupe	-	-	-	-	
	9	GUERRERO Ismael	-	-	-	-	
	10	MEDINA David Raul	-	-	-	-	
	12	ARANZUBIA Rodolfo	-	-	-	-	
Team Totals			50	22	33	105	26.67

Scoring Block



Rk	No	Name	Kill Blocks	Faults	Rebounds	Total Attempts	Avg by Set
1	13	CORDOVA ARVIZU Samuel	5	12	4	21	1.25
2	14	AGUILERA Tomas Alonso	2	6	6	14	0.50
2	7	BARAJAS Jorge Alejandro	2	9	2	13	0.50
4	1	VALDES Jesus	-	5	2	7	0.00
4	3	TOVAR Eduardo	-	1	3	4	0.00
4	11	ORELLANA Nestor	-	3	-	3	0.00
4	9	GUERRERO Ismael	-	2	-	2	0.00
4	4	PETRIS Martin Gilberto	-	-	1	1	0.00
	5	LIZARRAGA Efrain Guadalupe	-	-	-	-	
	8	VARGAS OSORIO Daniel	-	-	-	-	
	10	MEDINA David Raul	-	-	-	-	
	12	ARANZUBIA Rodolfo	-	-	-	-	
Team Totals			9	38	18	65	2.25

Scoring Service


Rk	No	Name	Aces	Faults	Serve Hits	Total Attempts	Avg by Set
1	13	CORDOVA ARVIZU Samuel	2	3	8	13	0.50
2	7	BARAJAS Jorge Alejandro	1	1	16	18	0.25
2	1	VALDES Jesus	1	4	11	16	0.25
2	14	AGUILERA Tomas Alonso	1	-	14	15	0.25
5	11	ORELLANA Nestor	-	4	8	12	0.00
5	3	TOVAR Eduardo	-	1	10	11	0.00
5	9	GUERRERO Ismael	-	1	2	3	0.00
5	4	PETRIS Martin Gilberto	-	1	1	2	0.00
	5	LIZARRAGA Efrain Guadalupe	-	-	-	-	
	8	VARGAS OSORIO Daniel	-	-	-	-	
	10	MEDINA David Raul	-	-	-	-	
	12	ARANZUBIA Rodolfo	-	-	-	-	
Team Totals			5	15	70	90	1.25

Team

Opponent Errors & Team Faults	25
-------------------------------	----

Timing and Results provided by  TISSOT





Match No: 23

### Match Statistics

статистика

Match Duration: 1h 55m  
Attendance: 150

### MEX vs CZE


1 3

Teams	Sets	1	2	3	4	Total
MEX	1	20	21	26	22	89
CZE	3	25	25	24	25	99
Playing Time		26m	27m	27m	27m	1h 47m


First Referee: SILVA Felipe (BRA)

Second Referee: VANAVESKI Kristjan (EST)

### MEX - Mexico

Non-Scoring Dig


Rk	No	Name	Digs	Faults	Receptions	Total Attempts	Avg by Set
1	10	MEDINA David Raul	2	4	9	15	0.50
2	14	AGUILERA Tomas Alonso	1	4	5	10	0.25
2	7	BARAJAS Jorge Alejandro	1	3	3	7	0.25
2	1	VALDES Jesus	1	-	4	5	0.25
5	11	ORELLANA Nestor	-	1	3	4	0.00
5	3	TOVAR Eduardo	-	1	2	3	0.00
5	13	CORDOVA ARVIZU Samuel	-	1	1	2	0.00
5	12	ARANZUBIA Rodolfo	-	1	-	1	0.00
	4	PETRIS Martin Gilberto	-	-	-	-	-
	5	LIZARRAGA Efrain Guadalupe	-	-	-	-	-
	8	VARGAS OSORIO Daniel	-	-	-	-	-
	9	GUERRERO Ismael	-	-	-	-	-
<b>Team Totals</b>			5	15	27	47	1.25

Non-Scoring Set


Rk	No	Name	Running Sets	Faults	Still Sets	Total Attempts	Avg by Set
1	7	BARAJAS Jorge Alejandro	36	1	34	71	9.00
2	5	LIZARRAGA Efrain Guadalupe	5	-	8	13	1.25
3	10	MEDINA David Raul	3	-	4	7	0.75
4	13	CORDOVA ARVIZU Samuel	1	-	2	3	0.25
5	1	VALDES Jesus	-	-	2	2	0.00
5	11	ORELLANA Nestor	-	-	1	1	0.00
5	12	ARANZUBIA Rodolfo	-	-	1	1	0.00
	3	TOVAR Eduardo	-	-	-	-	-
	4	PETRIS Martin Gilberto	-	-	-	-	-
	8	VARGAS OSORIO Daniel	-	-	-	-	-
	9	GUERRERO Ismael	-	-	-	-	-
	14	AGUILERA Tomas Alonso	-	-	-	-	-
<b>Team Totals</b>			45	1	52	98	11.25

Non-Scoring Reception

<b>Limit</b> 25.00%

Rk	No	Name	Excellents	Faults	Serve Receptions	Total Attempts	Succ %
1	1	VALDES Jesus	15	1	16	32	46.88
	10	MEDINA David Raul	6	4	7	17	
	12	ARANZUBIA Rodolfo	5	1	6	12	
	3	TOVAR Eduardo	4	3	5	12	
	4	PETRIS Martin Gilberto	2	-	2	4	
	14	AGUILERA Tomas Alonso	1	-	2	3	
	7	BARAJAS Jorge Alejandro	-	-	1	1	
	5	LIZARRAGA Efrain Guadalupe	-	-	-	-	
	8	VARGAS OSORIO Daniel	-	-	-	-	
	9	GUERRERO Ismael	-	-	-	-	
	11	ORELLANA Nestor	-	-	-	-	
	13	CORDOVA ARVIZU Samuel	-	-	-	-	
<b>Team Totals</b>			33	9	39	81	40.74





Match No: 23

### Match Statistics

статистика

Match Duration: 1h 55m  
Attendance: 150

### MEX vs CZE

1 3

Teams	Sets	1	2	3	4	Total
MEX	1	20	21	26	22	89
CZE	3	25	25	24	25	99
Playing Time		26m	27m	27m	27m	1h 47m

First Referee: SILVA Felipe (BRA)

Second Referee: VANAVESKI Kristjan (EST)

### CZE - Czech Republic

Scoring Spike

Limit 15.00%

Rk	No	Name	Spikes	Faults	Shots	Total Attempts	Eff %
1	5	VASICEK Jiri	12	2	3	17	58.82
2	4	KRBA Jan	21	6	16	43	34.88
3	12	FORT Dominik	7	4	7	18	16.67
	3	PAJMA Tomas	3	5	-	8	
	1	VACHOUSEK Stanislav	4	-	3	7	
	11	SEDLAR Jan	2	-	5	7	
	8	MLCUCH Josef	2	2	-	4	
	2	VACLAVIK Jan	-	-	1	1	
	6	HANIK Zdenek	-	-	-	-	
	7	SOBEK Jakub	-	-	-	-	
	9	KOLACEK Michal	-	-	-	-	
	13	KULIHA Jan	-	-	-	-	
Team Totals			51	19	35	105	30.48

Scoring Block


Rk	No	Name	Kill Blocks	Faults	Rebounds	Total Attempts	Avg by Set
1	11	SEDLAR Jan	4	9	4	17	1.00
2	12	FORT Dominik	3	3	-	6	0.75
3	6	HANIK Zdenek	2	3	5	10	0.50
3	1	VACHOUSEK Stanislav	2	-	-	2	0.50
5	3	PAJMA Tomas	1	9	1	11	0.25
5	8	MLCUCH Josef	1	6	2	9	0.25
5	4	KRBA Jan	1	3	1	5	0.25
8	5	VASICEK Jiri	-	2	1	3	0.00
	2	VACLAVIK Jan	-	-	-	-	
	7	SOBEK Jakub	-	-	-	-	
	9	KOLACEK Michal	-	-	-	-	
	13	KULIHA Jan	-	-	-	-	
Team Totals			14	35	14	63	3.50

Scoring Service


Rk	No	Name	Aces	Faults	Serve Hits	Total Attempts	Avg by Set
1	6	HANIK Zdenek	3	2	13	18	0.75
2	4	KRBA Jan	2	-	18	20	0.50
2	1	VACHOUSEK Stanislav	2	4	4	10	0.50
2	5	VASICEK Jiri	2	2	5	9	0.50
5	3	PAJMA Tomas	1	2	3	6	0.25
5	7	SOBEK Jakub	1	1	-	2	0.25
7	11	SEDLAR Jan	-	1	13	14	0.00
7	12	FORT Dominik	-	2	11	13	0.00
7	8	MLCUCH Josef	-	1	5	6	0.00
	2	VACLAVIK Jan	-	-	-	-	
	9	KOLACEK Michal	-	-	-	-	
	13	KULIHA Jan	-	-	-	-	
Team Totals			11	15	72	98	2.75

Team

Opponent Errors & Team Faults	23
-------------------------------	----

Timing and Results provided by  TISSOT



MO 8 JUL 2013  
15:02  
16:57

Match No: 23

### Match Statistics

статистика

Match Duration: 1h 55m  
Attendance: 150

### MEX vs CZE


1 3

Teams	Sets	1	2	3	4	Total
MEX	1	20	21	26	22	89
CZE	3	25	25	24	25	99
Playing Time		26m	27m	27m	27m	1h 47m


First Referee: SILVA Felipe (BRA)

Second Referee: VANAVESKI Kristjan (EST)

### CZE - Czech Republic

Non-Scoring Dig


Rk	No	Name	Digs	Faults	Receptions	Total Attempts	Avg by Set
1	2	VACLAVIK Jan	3	6	5	14	0.75
2	4	KRBA Jan	2	3	7	12	0.50
2	6	HANIK Zdenek	2	3	6	11	0.50
2	12	FORT Dominik	2	2	3	7	0.50
5	1	VACHOUSEK Stanislav	1	-	2	3	0.25
6	8	MLCUCH Josef	-	-	1	1	0.00
6	11	SEDLAR Jan	-	-	1	1	0.00
	3	PAJMA Tomas	-	-	-	-	-
	5	VASICEK Jiri	-	-	-	-	-
	7	SOBEK Jakub	-	-	-	-	-
	9	KOLACEK Michal	-	-	-	-	-
	13	KULIHA Jan	-	-	-	-	-
<b>Team Totals</b>			10	14	25	49	2.50

Non-Scoring Set


Rk	No	Name	Running Sets	Faults	Still Sets	Total Attempts	Avg by Set
1	6	HANIK Zdenek	41	-	42	83	10.25
2	2	VACLAVIK Jan	4	-	2	6	1.00
3	3	PAJMA Tomas	1	-	1	2	0.25
3	7	SOBEK Jakub	1	-	1	2	0.25
3	12	FORT Dominik	1	-	-	1	0.25
6	4	KRBA Jan	-	-	2	2	0.00
6	11	SEDLAR Jan	-	1	1	2	0.00
6	1	VACHOUSEK Stanislav	-	-	1	1	0.00
6	5	VASICEK Jiri	-	-	1	1	0.00
	8	MLCUCH Josef	-	-	-	-	-
	9	KOLACEK Michal	-	-	-	-	-
	13	KULIHA Jan	-	-	-	-	-
<b>Team Totals</b>			48	1	51	100	12.00

Non-Scoring Reception

<b>Limit</b>
<b>25.00%</b>

Rk	No	Name	Excellents	Faults	Serve Receptions	Total Attempts	Succ %
1	2	VACLAVIK Jan	17	-	8	25	68.00
	12	FORT Dominik	13	-	5	18	
	1	VACHOUSEK Stanislav	2	1	12	15	
	5	VASICEK Jiri	5	3	4	12	
	6	HANIK Zdenek	-	-	1	1	
	11	SEDLAR Jan	-	-	1	1	
	3	PAJMA Tomas	-	1	-	1	
	4	KRBA Jan	-	-	-	-	
	7	SOBEK Jakub	-	-	-	-	
	8	MLCUCH Josef	-	-	-	-	
	9	KOLACEK Michal	-	-	-	-	
	13	KULIHA Jan	-	-	-	-	
<b>Team Totals</b>			37	5	31	73	50.68

LEGEND		Eff%		Rk		Succ%	
Avg	Average	Eff%	Efficiency	Rk	Rank	Succ%	Success %

Timing and Results provided by  TISSOT



Match No: 29

### Start List

Стартовый список

## UAE vs MEX

### UAE - UA Emirates Red

No.	C/L	Name	Shirt Name	Height m / ft in	Weight kg / lbs	Highest Reach		Date of Birth	Tournament Totals				
						Spike cm	Block cm		Spike	Block	Serve	Total	%
1		GHAZWAN ALBADWAWI Saleh Hassan Kham		1.70/5'7"	74/163	320	315	23 JAN 1990	10			10	17.86
4		MOHAMMAD AHLI Mohammad Juma Abdulla		1.82/6'0"	70/154	290	315	6 AUG 1991	4			4	7.14
5		SALEM AL MAAMARI Mohamed Hamad Saou		2.04/6'8"	102/225	330	310	19 JAN 1986					
6		ALI ALBLOOSHI Khamis Abdulla Ibrahi		1.86/6'1"	83/183	320	320	13 JAN 1988	4	3	1	8	14.29
7		GHULAM ALMARZOOQI Amer Ghulam Hasan		1.87/6'2"	72/159	320	299	2 FEB 1990	8	1	1	10	17.86
8		SAQROH ALDHUHOORI Hasan Yousif Ali		1.87/6'2"	72/159	340	320	23 SEP 1991	7			7	12.50
11		HAIDER ALMUTAWI Ahmad Sultan Salem		1.83/6'0"	76/168	310	300	5 APR 1989	2	1		3	5.36
12	L	ALAWADHI Ali Mohd Saleh Ali		1.84/6'0"	84/185	280	270	3 NOV 1993					
14		JUMA ALTAHRI Abdulredha Ghanem Sula		1.84/6'0"	75/165	320	310	17 NOV 1991	5	1	1	7	12.50
15	C	SHAMAL I.ALMEMARI Mohammed Abdul Az		1.98/6'6"	97/214	320	320	14 MAR 1986	3	2	2	7	12.50
17		SALEM MATAR Ahmad Omar		1.80/5'11"	81/179	300	310	15 OCT 1986					

Head Coach KHALID Aljasmí

Results in this  
Universiade

Phase	Opponent	Sets	Points per Set
Preliminary	CAN	0 - 3	14-25, 16-25, 16-25
Preliminary	CZE	0 - 3	19-25, 14-25, 18-25

### MEX - Mexico Green

No.	C/L	Name	Shirt Name	Height m / ft in	Weight kg / lbs	Highest Reach		Date of Birth	Tournament Totals				
						Spike cm	Block cm		Spike	Block	Serve	Total	%
1		VALDES Jesus	Valdes	1.88/6'2"	90/198	330	310	5 OCT 1990	34	5	3	42	21.99
3		TOVAR Eduardo	Tovar	1.86/6'1"	92/203	340	325	2 AUG 1988	18	2	1	21	10.99
4		PETRIS Martin Gilberto	Petris	1.94/6'4"	86/190	330	310	23 JUL 1990					
5		LIZARRAGA Efrain Guadalupe	Lizarraga	1.77/5'10"	75/165	308	300	12 DEC 1990					
7		BARAJAS Jorge Alejandro	Barajas	1.88/6'2"	83/183	309	300	7 MAY 1991	6	3	2	11	5.76
8		VARGAS OSORIO Daniel	Vargas	1.97/6'6"	95/209	340	325	1 SEP 1986	6	2		8	4.19
9		GUERRERO Ismael	Guerrero	2.04/6'8"	84/185	330	330	15 MAR 1988					
10	L	MEDINA David Raul	Medina	1.79/5'10"	75/165	309	300	4 DEC 1986					
11		ORELLANA Nestor	Orellana	1.95/6'5"	78/172	330	320	7 JAN 1992	38	2		40	20.94
12		ARANZUBIA Rodolfo	Aranzuba	1.75/5'9"	75/165	340	330	2 AUG 1988					
13		CORDOVA ARVIZU Samuel	Cordova	1.99/6'6"	89/196	345	335	13 MAR 1989	20	6	4	30	15.71
14	C	AGUILERA Tomas Alonso	Aguilera	2.02/6'8"	96/212	345	330	15 NOV 1988	32	5	2	39	20.42


Head Coach VALDEZ NIEBLA Jesus Edgar

Assistant Coach ARENAS Jesus Antonio

Results in this  
Universiade

Phase	Opponent	Sets	Points per Set
Preliminary	CHI	3 - 1	25-22, 25-20, 19-25, 25-22
Preliminary	CAN	1 - 3	25-21, 26-28, 22-25, 18-25
Preliminary	CZE	1 - 3	20-25, 21-25, 26-24, 22-25

LEGEND
% Percent of total team scoring
C Team Captain
L Libero Player

Timing and Results provided by  TISSOT



Match No: 29

### Match Results

Результат / Отчет о матче

Match Duration: 1h 21m  
Attendance: 250

**UAE vs MEX**  
0 3

Teams	Sets	1	2	3	Total
UAE	0	13	25	20	58
MEX	3	25	27	25	77
<b>Playing Time</b>		22m	30m	24m	1h 16m

First Referee: BERDNIKOV Maxim

Second Referee: SILVA Felipe

UAE - UA Emirates									
No	C/L	Name	1	2	3	4	5	Pts	
1		GHAZWAN ALBADWAWI Saleh Hassan Kham	2					1	
4		MOHAMMAD AHLI Mohammad Juma Abdulla	1	2					
5		SALEM AL MAAMARI Mohamed Hamad Saou			15				
6		ALI ALBLOOSHI Khamis Abdulla Ibrahi	6	1	6			3	
7		GHULAM ALMARZOOQI Amer Ghulam Hasan	1	3	2			19	
8		SAQROH ALDHUHOORI Hasan Yousif Ali	4	5	4			6	
11		HAIDER ALMUTAWI Ahmad Sultan Salem		4	1			1	
12	L	ALAWADHI Ali Mohd Saleh Ali							
14		JUMA ALTAHRI Abdulredha Ghanem Sula	5	6	5			6	
15	C	SHAMAL L.ALMEMARI Mohammed Abdul Az	3	4	3			3	
17		SALEM MATAR Ahmad Omar			8			2	
<b>Head Coach</b>		KHALID Aljasmii							

MEX - Mexico									
No	C/L	Name	1	2	3	4	5	Pts	
1		VALDES Jesus	3	2	3			12	
3		TOVAR Eduardo	6	5	6			6	
4		PETRIS Martin Gilberto							
5		LIZARRAGA Efrain Guadalupe							
7		BARAJAS Jorge Alejandro	2	1	2			4	
8		VARGAS OSORIO Daniel		11	5			2	
9		GUERRERO Ismael							
10	L	MEDINA David Raul		L	L	L			
11		ORELLANA Nestor	5	4				3	
12		ARANZUBIA Rodolfo		3	3				
13		CORDOVA ARVIZU Samuel	4	3	4			9	
14	C	AGUILERA Tomas Alonso	1	6	1			18	
<b>Head Coach</b>		VALDEZ NIEBLA Jesus Edgar							
<b>Assistant Coach</b>		ARENAS Jesus Antonio							

### TEAM AND PLAYER PERFORMANCES

Won	Total Atts	No Name	Scoring Skills	Won	Total Atts	No Name	
32	98	<b>Total Team</b>	Spike	49	92	<b>Total Team</b>	
17	37	7 GHULAM ALMARZOOQI Amer Ghulam Hasan		18	21	14 AGUILERA Tomas Alonso	
4	12	14 JUMA ALTAHRI Abdulredha Ghanem Sula		12	29	1 VALDES Jesus	
4	18	8 SAQROH ALDHUHOORI Hasan Yousif Ali	Block	6	10	3 TOVAR Eduardo	
4	54	<b>Total Team</b>		5	43	<b>Total Team</b>	
1	1	1 GHAZWAN ALBADWAWI Saleh Hassan Kham		4	14	13 CORDOVA ARVIZU Samuel	
1	7	8 SAQROH ALDHUHOORI Hasan Yousif Ali	Serve	1	4	8 VARGAS OSORIO Daniel	
1	19	6 ALI ALBLOOSHI Khamis Abdulla Ibrahi					
5	59	<b>Total Team</b>					
2	13	7 GHULAM ALMARZOOQI Amer Ghulam Hasan	Opp Error	23		<b>Total Team</b>	
2	12	14 JUMA ALTAHRI Abdulredha Ghanem Sula		Total	77	211	<b>Total Team</b>
1	7	8 SAQROH ALDHUHOORI Hasan Yousif Ali					
17		<b>Total Team</b>					
58	211	<b>Total Team</b>	<b>Best Scorer</b>	18	41	14 AGUILERA Tomas Alonso	
19	54	7 GHULAM ALMARZOOQI Amer Ghulam Hasan	<b>Fastest Serve</b>				

#### LEGEND

Atts Attempts  
L Libero player  
n Starting line-up where n = starting position on court (i.e. positions 1 to 6)  
Opp Opponent

C Team Captain  
L Substitute libero  
nn Substitute where nn = jersey number of out going player  
Pts Points scored

Timing and Results provided by TISSOT



MI 10 JUL 2013  
13:00  
14:21

Match No: 29

### Match Statistics

статистика

Match Duration: 1h 21m  
Attendance: 250

UAE vs MEX  
0 3

Teams	Sets	1	2	3	Total
UAE	0	13	25	20	58
MEX	3	25	27	25	77
Playing Time		22m	30m	24m	1h 16m

First Referee:


Second Referee:

### UAE - UA Emirates


Scoring Spike

Limit 15.00%

Rk	No	Name	Spikes	Faults	Shots	Total Attempts	Eff %
1	7	GHULAM ALMARZOOQI Amer Ghulam Hasan	17	6	14	37	29.73
	8	SAQROH ALDHUHOORI Hasan Yousif Ali	4	4	10	18	
	14	JUMA ALTAHRI Abdulredha Ghanem Sula	4	2	6	12	
	6	ALI ALBLOOSHI Khamis Abdulla Ibrahi	2	2	6	10	
	15	SHAMAL I.ALMEMARI Mohammed Abdul Az	2	2	5	9	
	1	GHAZWAN ALBADWAWI Saleh Hassan Kham	-	1	3	4	
	17	SALEM MATAR Ahmad Omar	2	2	-	4	
	4	MOHAMMAD AHLI Mohammad Juma Abdulla	-	-	2	2	
	11	HAIDER ALMUTAWI Ahmad Sultan Salem	1	-	1	2	
	5	SALEM AL MAAMARI Mohamed Hamad Saou	-	-	-	-	
	12	ALAWADHI Ali Mohd Saleh Ali	-	-	-	-	
Team Totals			32	19	47	98	13.27

Scoring Block


Rk	No	Name	Kill Blocks	Faults	Rebounds	Total Attempts	Avg by Set
1	6	ALI ALBLOOSHI Khamis Abdulla Ibrahi	1	15	3	19	0.33
1	15	SHAMAL I.ALMEMARI Mohammed Abdul Az	1	12	2	15	0.33
1	8	SAQROH ALDHUHOORI Hasan Yousif Ali	1	3	3	7	0.33
1	1	GHAZWAN ALBADWAWI Saleh Hassan Kham	1	-	-	1	0.33
5	11	HAIDER ALMUTAWI Ahmad Sultan Salem	-	1	3	4	0.00
5	7	GHULAM ALMARZOOQI Amer Ghulam Hasan	-	2	2	4	0.00
5	4	MOHAMMAD AHLI Mohammad Juma Abdulla	-	1	1	2	0.00
5	5	SALEM AL MAAMARI Mohamed Hamad Saou	-	-	1	1	0.00
5	14	JUMA ALTAHRI Abdulredha Ghanem Sula	-	1	-	1	0.00
	12	ALAWADHI Ali Mohd Saleh Ali	-	-	-	-	
	17	SALEM MATAR Ahmad Omar	-	-	-	-	
Team Totals			4	35	15	54	1.33

Scoring Service


Rk	No	Name	Aces	Faults	Serve Hits	Total Attempts	Avg by Set
1	7	GHULAM ALMARZOOQI Amer Ghulam Hasan	2	1	10	13	0.67
1	14	JUMA ALTAHRI Abdulredha Ghanem Sula	2	1	9	12	0.67
3	8	SAQROH ALDHUHOORI Hasan Yousif Ali	1	1	5	7	0.33
4	6	ALI ALBLOOSHI Khamis Abdulla Ibrahi	-	-	7	7	0.00
4	15	SHAMAL I.ALMEMARI Mohammed Abdul Az	-	2	5	7	0.00
4	11	HAIDER ALMUTAWI Ahmad Sultan Salem	-	-	6	6	0.00
4	4	MOHAMMAD AHLI Mohammad Juma Abdulla	-	-	4	4	0.00
4	1	GHAZWAN ALBADWAWI Saleh Hassan Kham	-	-	1	1	0.00
4	5	SALEM AL MAAMARI Mohamed Hamad Saou	-	-	1	1	0.00
4	17	SALEM MATAR Ahmad Omar	-	-	1	1	0.00
	12	ALAWADHI Ali Mohd Saleh Ali	-	-	-	-	
Team Totals			5	5	49	59	1.67

Team

Opponent Errors & Team Faults	
	17





MI 10 JUL 2013  
13:00  
14:21

Match No: 29

### Match Statistics

статистика

Match Duration: 1h 21m  
Attendance: 250


UAE vs MEX  
0 3

Teams	Sets	1	2	3	Total
UAE	0	13	25	20	58
MEX	3	25	27	25	77
Playing Time		22m	30m	24m	1h 16m


First Referee:

Second Referee:

### UAE - UA Emirates

Non-Scoring Dig


Rk	No	Name	Digs	Faults	Receptions	Total Attempts	Avg by Set
1	6	ALI ALBLOOSHI Khamis Abdulla Ibrahi	6	3	5	14	2.00
2	7	GHULAM ALMARZOOQI Amer Ghulam Hasan	2	-	7	9	0.67
3	8	SAQROH ALDHUHOORI Hasan Yousif Ali	1	2	5	8	0.33
3	4	MOHAMMAD AHLI Mohammad Juma Abdulla	1	-	3	4	0.33
5	14	JUMA ALTAHRI Abdulredha Ghanem Sula	-	4	6	10	0.00
5	15	SHAMAL I.ALMEMARI Mohammed Abdul Az	-	2	6	8	0.00
5	11	HAIDER ALMUTAWI Ahmad Sultan Salem	-	-	1	1	0.00
5	17	SALEM MATAR Ahmad Omar	-	-	1	1	0.00
	1	GHAZWAN ALBADWAWI Saleh Hassan Kham	-	-	-	-	-
	5	SALEM AL MAAMARI Mohamed Hamad Saou	-	-	-	-	-
	12	ALAWADHI Ali Mohd Saleh Ali	-	-	-	-	-
<b>Team Totals</b>			10	11	34	55	3.33

Non-Scoring Set


Rk	No	Name	Running Sets	Faults	Still Sets	Total Attempts	Avg by Set
1	11	HAIDER ALMUTAWI Ahmad Sultan Salem	15	1	31	47	5.00
2	4	MOHAMMAD AHLI Mohammad Juma Abdulla	9	2	18	29	3.00
3	7	GHULAM ALMARZOOQI Amer Ghulam Hasan	3	-	1	4	1.00
4	15	SHAMAL I.ALMEMARI Mohammed Abdul Az	1	-	6	7	0.33
4	14	JUMA ALTAHRI Abdulredha Ghanem Sula	1	-	-	1	0.33
6	6	ALI ALBLOOSHI Khamis Abdulla Ibrahi	-	-	5	5	0.00
6	1	GHAZWAN ALBADWAWI Saleh Hassan Kham	-	-	1	1	0.00
6	8	SAQROH ALDHUHOORI Hasan Yousif Ali	-	-	1	1	0.00
	5	SALEM AL MAAMARI Mohamed Hamad Saou	-	-	-	-	-
	12	ALAWADHI Ali Mohd Saleh Ali	-	-	-	-	-
	17	SALEM MATAR Ahmad Omar	-	-	-	-	-
<b>Team Totals</b>			29	3	63	95	9.67

Non-Scoring Reception

<b>Limit</b>
<b>25.00%</b>

Rk	No	Name	Excellents	Faults	Serve Receptions	Total Attempts	Succ %
1	14	JUMA ALTAHRI Abdulredha Ghanem Sula	6	-	13	19	31.58
2	15	SHAMAL I.ALMEMARI Mohammed Abdul Az	2	-	17	19	10.53
	7	GHULAM ALMARZOOQI Amer Ghulam Hasan	5	-	5	10	
	6	ALI ALBLOOSHI Khamis Abdulla Ibrahi	1	-	7	8	
	1	GHAZWAN ALBADWAWI Saleh Hassan Kham	-	-	4	4	
	8	SAQROH ALDHUHOORI Hasan Yousif Ali	-	-	1	1	
	17	SALEM MATAR Ahmad Omar	-	-	1	1	
	4	MOHAMMAD AHLI Mohammad Juma Abdulla	-	-	-	-	
	5	SALEM AL MAAMARI Mohamed Hamad Saou	-	-	-	-	
	11	HAIDER ALMUTAWI Ahmad Sultan Salem	-	-	-	-	
	12	ALAWADHI Ali Mohd Saleh Ali	-	-	-	-	
<b>Team Totals</b>			14		48	62	22.58





MI 10 JUL 2013  
13:00  
14:21

Match No: 29

### Match Statistics

статистика

Match Duration: 1h 21m  
Attendance: 250

UAE vs MEX  
0 3

Teams	Sets	1	2	3	Total
UAE	0	13	25	20	58
MEX	3	25	27	25	77
Playing Time		22m	30m	24m	1h 16m

First Referee:


Second Referee:

### MEX - Mexico

Scoring Spike

Limit 15.00%

Rk	No	Name	Spikes	Faults	Shots	Total Attempts	Eff %
1	14	AGUILERA Tomas Alonso	18	1	2	21	80.95
2	1	VALDES Jesus	12	3	14	29	31.03
	13	CORDOVA ARVIZU Samuel	5	2	5	12	
	3	TOVAR Eduardo	6	1	3	10	
	11	ORELLANA Nestor	3	2	5	10	
	7	BARAJAS Jorge Alejandro	4	-	2	6	
	8	VARGAS OSORIO Daniel	1	1	2	4	
	4	PETRIS Martin Gilberto	-	-	-	-	
	5	LIZARRAGA Efrain Guadalupe	-	-	-	-	
	9	GUERRERO Ismael	-	-	-	-	
	10	MEDINA David Raul	-	-	-	-	
	12	ARANZUBIA Rodolfo	-	-	-	-	
Team Totals			49	10	33	92	42.39

Scoring Block


Rk	No	Name	Kill Blocks	Faults	Rebounds	Total Attempts	Avg by Set
1	13	CORDOVA ARVIZU Samuel	4	7	3	14	1.33
2	8	VARGAS OSORIO Daniel	1	2	1	4	0.33
3	14	AGUILERA Tomas Alonso	-	9	1	10	0.00
3	7	BARAJAS Jorge Alejandro	-	4	5	9	0.00
3	3	TOVAR Eduardo	-	1	2	3	0.00
3	1	VALDES Jesus	-	1	1	2	0.00
3	11	ORELLANA Nestor	-	1	-	1	0.00
	4	PETRIS Martin Gilberto	-	-	-	-	
	5	LIZARRAGA Efrain Guadalupe	-	-	-	-	
	9	GUERRERO Ismael	-	-	-	-	
	10	MEDINA David Raul	-	-	-	-	
	12	ARANZUBIA Rodolfo	-	-	-	-	
Team Totals			5	25	13	43	1.67

Scoring Service


Rk	No	Name	Aces	Faults	Serve Hits	Total Attempts	Avg by Set
1	3	TOVAR Eduardo	-	1	15	16	0.00
1	7	BARAJAS Jorge Alejandro	-	2	12	14	0.00
1	1	VALDES Jesus	-	1	10	11	0.00
1	11	ORELLANA Nestor	-	1	10	11	0.00
1	14	AGUILERA Tomas Alonso	-	-	10	10	0.00
1	13	CORDOVA ARVIZU Samuel	-	4	6	10	0.00
1	8	VARGAS OSORIO Daniel	-	-	3	3	0.00
1	4	PETRIS Martin Gilberto	-	-	1	1	0.00
	5	LIZARRAGA Efrain Guadalupe	-	-	-	-	
	9	GUERRERO Ismael	-	-	-	-	
	10	MEDINA David Raul	-	-	-	-	
	12	ARANZUBIA Rodolfo	-	-	-	-	
Team Totals				9	67	76	0.00

Team

Opponent Errors & Team Faults	23	1
-------------------------------	----	---

Timing and Results provided by  TISSOT



MI 10 JUL 2013  
13:00  
14:21

Match No: 29

### Match Statistics

статистика

Match Duration: 1h 21m  
Attendance: 250

UAE vs MEX  
0 3

Teams	Sets	1	2	3	Total
UAE	0	13	25	20	58
MEX	3	25	27	25	77
Playing Time		22m	30m	24m	1h 16m

First Referee:

Second Referee:

### MEX - Mexico

Non-Scoring Dig

Rk	No	Name	Digs	Faults	Receptions	Total Attempts	Avg by Set
1	10	MEDINA David Raul	5	2	9	16	1.67
2	11	ORELLANA Nestor	2	1	4	7	0.67
2	14	AGUILERA Tomas Alonso	2	-	2	4	0.67
4	7	BARAJAS Jorge Alejandro	1	2	3	6	0.33
5	1	VALDES Jesus	-	1	5	6	0.00
5	3	TOVAR Eduardo	-	-	5	5	0.00
5	12	ARANZUBIA Rodolfo	-	1	3	4	0.00
5	8	VARGAS OSORIO Daniel	-	-	3	3	0.00
5	13	CORDOVA ARVIZU Samuel	-	-	3	3	0.00
	4	PETRIS Martin Gilberto	-	-	-	-	
	5	LIZARRAGA Efrain Guadalupe	-	-	-	-	
	9	GUERRERO Ismael	-	-	-	-	
<b>Team Totals</b>			10	7	37	54	3.33

Non-Scoring Set

Rk	No	Name	Running Sets	Faults	Still Sets	Total Attempts	Avg by Set
1	7	BARAJAS Jorge Alejandro	35	-	35	70	11.67
2	10	MEDINA David Raul	2	-	3	5	0.67
2	8	VARGAS OSORIO Daniel	2	1	-	3	0.67
4	1	VALDES Jesus	-	-	1	1	0.00
4	3	TOVAR Eduardo	-	-	1	1	0.00
4	11	ORELLANA Nestor	-	-	1	1	0.00
4	14	AGUILERA Tomas Alonso	-	-	1	1	0.00
	4	PETRIS Martin Gilberto	-	-	-	-	
	5	LIZARRAGA Efrain Guadalupe	-	-	-	-	
	9	GUERRERO Ismael	-	-	-	-	
	12	ARANZUBIA Rodolfo	-	-	-	-	
	13	CORDOVA ARVIZU Samuel	-	-	-	-	
<b>Team Totals</b>			39	1	42	82	13.00

Non-Scoring Reception
<b>Limit</b>
<b>25.00%</b>

Rk	No	Name	Excellents	Faults	Serve Receptions	Total Attempts	Succ %
1	10	MEDINA David Raul	5	3	11	19	26.32
	1	VALDES Jesus	7	-	5	12	
	3	TOVAR Eduardo	1	2	8	11	
	14	AGUILERA Tomas Alonso	-	-	4	4	
	12	ARANZUBIA Rodolfo	-	-	3	3	
	4	PETRIS Martin Gilberto	-	-	-	-	
	5	LIZARRAGA Efrain Guadalupe	-	-	-	-	
	7	BARAJAS Jorge Alejandro	-	-	-	-	
	8	VARGAS OSORIO Daniel	-	-	-	-	
	9	GUERRERO Ismael	-	-	-	-	
	11	ORELLANA Nestor	-	-	-	-	
	13	CORDOVA ARVIZU Samuel	-	-	-	-	
<b>Team Totals</b>			13	5	31	49	26.53

LEGEND Avg Average Eff% Efficiency Rk Rank Succ% Success %

Timing and Results provided by TISSOT



Match No: 30

### Start List

Стартовый список

## CZE vs CHI

First Referee: WANNATAWEE Wichai (THA)

Second Referee: TSUKAMOTO Takeshi (JPN)

### CZE - Czech Republic Red

No.	C/L	Name	Shirt Name	Height m / ft in	Weight kg / lbs	Highest Reach		Date of Birth	Tournament Totals				
						Spike cm	Block cm		Spike	Block	Serve	Total	%
1		VACHOUSEK Stanislav	VACHOUSEK	1.90/6'3"	88/194	336	310	11 NOV 1987	7	2	2	11	8.33
2	L	VACLAVIK Jan	VACLAVIK	1.80/5'11"	72/159	317	301	15 APR 1985					
3		PAJMA Tomas	PAJMA	2.05/6'9"	96/212	348	338	30 JUL 1989	13	5	1	19	14.39
4	C	KRBA Jan	KRBA	1.94/6'4"	87/192	346	330	22 OCT 1986	32	3	2	37	28.03
5		VASICEK Jiri	VASICEK	1.93/6'4"	78/172	342	320	11 JUN 1992	25	1	2	28	21.21
6		HANIK Zdenek	HANIK	1.76/5'9"	80/176	335	330	11 JUL 1986		3	3	6	4.55
7		SOBEK Jakub	SOBEK	1.96/6'5"	87/192	330	315	3 OCT 1991	1		1	2	1.52
8		MLCUCH Josef	MLCUCH	2.02/6'8"	97/214	340	330	8 JAN 1990	3	1		4	3.03
9		KOLACEK Michal	KOLACEK	1.96/6'5"	95/209	355	340	3 SEP 1989					
11		SEDLAR Jan	SEDLAR	2.00/6'7"	92/203	352	331	21 JUN 1987	6	4		10	7.58
12		FORT Dominik	FORT	1.90/6'3"	82/181	343	320	17 SEP 1989	11	4		15	11.36
13		KULIHA Jan	KULIHA	1.97/6'6"	87/192	348	335	24 MAY 1990					

Head Coach VASINA Lubomir

Assistant Coach HRAB Alec

Results in this  
Universiade

Phase	Opponent	Sets	Points per Set
Preliminary	UAE	3 - 0	25-19, 25-14, 25-18
Preliminary	MEX	3 - 1	25-20, 25-21, 24-26, 25-22

### CHI - Chile White

No.	C/L	Name	Shirt Name	Height m / ft in	Weight kg / lbs	Highest Reach		Date of Birth	Tournament Totals				
						Spike cm	Block cm		Spike	Block	Serve	Total	%
1		PARRAGUIRRE Vicente	PARRAGUIRRE	1.90/6'3"	88/194	325	310	14 OCT 1994	36	1	6	43	33.33
2		SALINAS Rodrigo	SALINAS	1.85/6'1"	78/172	315	305	6 MAY 1991	3			3	2.33
3		PARRAGUIRRE Tomas	PARRAGUIRRE	1.92/6'4"	90/198	320	310	1 MAR 1991	11	3	2	16	12.40
4		CACERES Carlos	CACERES	1.85/6'1"	85/187	305	290	18 FEB 1989		1	1	2	1.55
5	C	PARRAGUIRRE Matias	PARRAGUIRRE	1.95/6'5"	98/216	310	300	2 JUL 1987	16	2		18	13.95
6		FRAZZONI Roberto	FRAZZONI	1.88/6'2"	78/172	310	295	28 SEP 1992	1	2		3	2.33
7	L	PAPAGALLO Felipe	PAPAGALLO	1.78/5'10"	75/165	295	280	11 AUG 1991		1		1	0.78
8		GONZALEZ Christian	GONZALEZ	1.80/5'11"	75/165	270	250	1 APR 1991					
9		LOPEZ Cristobal	LOPEZ	1.90/6'3"	89/196	310	305	26 SEP 1989	13	2	1	16	12.40
10		VALENZUELA Diego	VALENZUELA	1.85/6'1"	78/172	305	300	7 FEB 1991					
11		RILLING Alan	RILLING	1.80/5'11"	82/181	320	308	5 NOV 1987	20	2	2	24	18.60
13		GOMEZ Felipe	GOMEZ	1.90/6'3"	87/192	310	305	23 NOV 1992	2	1		3	2.33

Head Coach SERRANO Claudio


Assistant Coach LOPEZ Igor

Results in this  
Universiade

Phase	Opponent	Sets	Points per Set
Preliminary	MEX	1 - 3	22-25, 20-25, 25-19, 22-25
Preliminary	CAN	3 - 1	25-20, 19-25, 25-17, 25-22

#### LEGEND

% Percent of total team scoring    C Team Captain    L Libero Player

Timing and Results provided by  TISSOT



Match No: 30

**Match Results**  
Результат / Отчет о матче

Match Duration: 1h 27m  
Attendance: 300

**CZE vs CHI**  
3 0

Teams	Sets	1	2	3	Total
<b>CZE</b>	<b>3</b>	25	25	25	75
<b>CHI</b>	<b>0</b>	23	20	22	65
<b>Playing Time</b>		26m	26m	29m	1h 21m

First Referee: WANNATAWEE Wichai (THA)

Second Referee: TSUKAMOTO Takeshi (JPN)

CZE - Czech Republic									
No	C/L	Name	1	2	3	4	5	Pts	
1		VACHOUSEK Stanislav			3				
2	L	VACLAVIK Jan	L	L	L				
3		PAJMA Tomas	3	4	3			6	
4	C	KRBA Jan	4	5	4			12	
5		VASICEK Jiri	2	11	11			3	
6		HANIK Zdenek	1	2	1			1	
7		SOBEK Jakub				4			
8		MLCUCJ Josef	6		6				
9		KOLACEK Michal							
11		SEDLAR Jan	6	1	6			3	
12		FORT Dominik	5	6	5			15	
13		KULIHA Jan	5	3	2			16	
<b>Head Coach</b>		VASINA Lubomir							
<b>Assistant Coach</b>		HRAB Alec							

CHI - Chile									
No	C/L	Name	1	2	3	4	5	Pts	
1		PARRAGUIRRE Vicente	6	5	6			19	
2		SALINAS Rodrigo		11	5			2	
3		PARRAGUIRRE Tomas	1	6	1			8	
4		CACERES Carlos	2	1	2			2	
5	C	PARRAGUIRRE Matias	3	2	3			9	
6		FRAZZONI Roberto							
7	L	PAPAGALLO Felipe	L	L	L				
8		GONZALEZ Christian							
9		LOPEZ Cristobal	4	3	4			6	
10		VALENZUELA Diego							
11		RILLING Alan	5	4				2	
13		GOMEZ Felipe				4			
<b>Head Coach</b>		SERRANO Claudio							
<b>Assistant Coach</b>		LOPEZ Igor							

**TEAM AND PLAYER PERFORMANCES**

Won	Total Atts	No Name	Scoring Skills	Won	Total Atts	No Name
<b>44</b>	<b>80</b>	<b>Total Team</b>		<b>41</b>	<b>85</b>	<b>Total Team</b>
14	22	12 FORT Dominik	<b>Spike</b>	17	28	1 PARRAGUIRRE Vicente
12	17	13 KULIHA Jan		9	20	5 PARRAGUIRRE Matias
8	16	4 KRBA Jan		7	9	3 PARRAGUIRRE Tomas
<b>7</b>	<b>61</b>	<b>Total Team</b>	<b>Block</b>	<b>5</b>	<b>57</b>	<b>Total Team</b>
3	14	4 KRBA Jan		2	4	11 RILLING Alan
2	5	13 KULIHA Jan		1	5	1 PARRAGUIRRE Vicente
1	3	12 FORT Dominik	1	10	3 PARRAGUIRRE Tomas	
<b>5</b>	<b>74</b>	<b>Total Team</b>	<b>Serve</b>	<b>2</b>	<b>66</b>	<b>Total Team</b>
2	14	13 KULIHA Jan		1	6	2 SALINAS Rodrigo
1	14	6 HANIK Zdenek		1	12	1 PARRAGUIRRE Vicente
1	10	4 KRBA Jan				
<b>19</b>		<b>Total Team</b>	<b>Opp Error</b>	<b>17</b>		<b>Total Team</b>
<b>75</b>	<b>215</b>	<b>Total Team</b>	<b>Total</b>	<b>65</b>	<b>208</b>	<b>Total Team</b>
<b>16</b>	<b>36</b>	13 KULIHA Jan	<b>Best Scorer</b>	<b>19</b>	<b>45</b>	1 PARRAGUIRRE Vicente

LEGEND			
<b>Atts</b>	Attempts	<b>C</b>	Team Captain
<b>L</b>	Libero player	<b>L</b>	Substitute libero
<b>n</b>	Starting line-up where n = starting position on court (i.e. positions 1 to 6)	<b>nn</b>	Substitute where nn = jersey number of out going player
<b>Opp</b>	Opponent	<b>Pts</b>	Points scored

Timing and Results provided by **TISSOT**



WED 10 JUL 2013  
13:00  
14:27

Match No: 30

### Match Statistics

статистика

Match Duration: 1h 27m  
Attendance: 300

**CZE vs CHI**  
3 0

Teams	Sets	1	2	3	Total
<b>CZE</b>	<b>3</b>	25	25	25	75
<b>CHI</b>	<b>0</b>	23	20	22	65
<b>Playing Time</b>		26m	26m	29m	1h 21m

First Referee: WANNATAWEE Wichai (THA)


Second Referee: TSUKAMOTO Takeshi (JPN)

### CZE - Czech Republic


Scoring Spike

<b>Limit</b>
<b>15.00%</b>

Rk	No	Name	Spikes	Faults	Shots	Total Attempts	Eff %
1	12	FORT Dominik	14	-	8	22	63.64
2	13	KULIHA Jan	12	3	2	17	52.94
3	4	KRBA Jan	8	3	5	16	31.25
4	3	PAJMA Tomas	6	2	6	14	28.57
5	5	VASICEK Jiri	2	1	4	7	
6	6	HANIK Zdenek	-	-	2	2	
11	11	SEDLAR Jan	2	-	-	2	
1	1	VACHOUSEK Stanislav	-	-	-	-	
2	2	VACLAVIK Jan	-	-	-	-	
7	7	SOBEK Jakub	-	-	-	-	
8	8	MLCUCH Josef	-	-	-	-	
9	9	KOLACEK Michal	-	-	-	-	
<b>Team Totals</b>			<b>44</b>	<b>9</b>	<b>27</b>	<b>80</b>	<b>43.75</b>

Scoring Block



Rk	No	Name	Kill Blocks	Faults	Rebounds	Total Attempts	Avg by Set
1	4	KRBA Jan	3	7	4	14	1.00
2	13	KULIHA Jan	2	3	-	5	0.67
3	11	SEDLAR Jan	1	11	3	15	0.33
3	12	FORT Dominik	1	-	2	3	0.33
5	3	PAJMA Tomas	-	11	5	16	0.00
5	6	HANIK Zdenek	-	3	2	5	0.00
5	5	VASICEK Jiri	-	1	1	2	0.00
5	8	MLCUCH Josef	-	1	-	1	0.00
1	1	VACHOUSEK Stanislav	-	-	-	-	
2	2	VACLAVIK Jan	-	-	-	-	
7	7	SOBEK Jakub	-	-	-	-	
9	9	KOLACEK Michal	-	-	-	-	
<b>Team Totals</b>			<b>7</b>	<b>37</b>	<b>17</b>	<b>61</b>	<b>2.33</b>

Scoring Service


Rk	No	Name	Aces	Faults	Serve Hits	Total Attempts	Avg by Set
1	13	KULIHA Jan	2	2	10	14	0.67
2	6	HANIK Zdenek	1	1	12	14	0.33
2	4	KRBA Jan	1	1	8	10	0.33
2	5	VASICEK Jiri	1	1	5	7	0.33
5	3	PAJMA Tomas	-	4	8	12	0.00
5	12	FORT Dominik	-	-	10	10	0.00
5	11	SEDLAR Jan	-	1	5	6	0.00
5	1	VACHOUSEK Stanislav	-	1	-	1	0.00
2	2	VACLAVIK Jan	-	-	-	-	
7	7	SOBEK Jakub	-	-	-	-	
8	8	MLCUCH Josef	-	-	-	-	
9	9	KOLACEK Michal	-	-	-	-	
<b>Team Totals</b>			<b>5</b>	<b>11</b>	<b>58</b>	<b>74</b>	<b>1.67</b>

Team

<b>Opponent Errors &amp; Team Faults</b>	19
--	----

Timing and Results provided by  **TISSOT**





WED 10 JUL 2013  
13:00  
14:27

Match No: 30

### Match Statistics

статистика

Match Duration: 1h 27m  
Attendance: 300


CZE vs CHI  
3 0

Teams	Sets	1	2	3	Total
CZE	3	25	25	25	75
CHI	0	23	20	22	65
	Playing Time	26m	26m	29m	1h 21m


First Referee: WANNATAWEE Wichai (THA)

Second Referee: TSUKAMOTO Takeshi (JPN)

### CZE - Czech Republic

Non-Scoring Dig


Rk	No	Name	Digs	Faults	Receptions	Total Attempts	Avg by Set
1	2	VACLAVIK Jan	6	1	5	12	2.00
2	6	HANIK Zdenek	2	-	1	3	0.67
3	4	KRBA Jan	1	-	7	8	0.33
3	13	KULIHA Jan	1	-	2	3	0.33
3	12	FORT Dominik	1	1	1	3	0.33
6	3	PAJMA Tomas	-	-	2	2	0.00
6	5	VASICEK Jiri	-	-	1	1	0.00
	1	VACHOUSEK Stanislav	-	-	-	-	-
	7	SOBEK Jakub	-	-	-	-	-
	8	MLCUCH Josef	-	-	-	-	-
	9	KOLACEK Michal	-	-	-	-	-
	11	SEDLAR Jan	-	-	-	-	-
<b>Team Totals</b>			11	2	19	32	3.67


Non-Scoring Set


Rk	No	Name	Running Sets	Faults	Still Sets	Total Attempts	Avg by Set
1	6	HANIK Zdenek	31	1	24	56	10.33
2	2	VACLAVIK Jan	3	-	2	5	1.00
3	11	SEDLAR Jan	2	-	1	3	0.67
4	3	PAJMA Tomas	1	-	1	2	0.33
4	4	KRBA Jan	1	-	-	1	0.33
6	13	KULIHA Jan	-	-	2	2	0.00
6	5	VASICEK Jiri	-	-	1	1	0.00
6	7	SOBEK Jakub	-	-	1	1	0.00
6	12	FORT Dominik	-	1	-	1	0.00
	1	VACHOUSEK Stanislav	-	-	-	-	-
	8	MLCUCH Josef	-	-	-	-	-
	9	KOLACEK Michal	-	-	-	-	-
<b>Team Totals</b>			38	2	32	72	12.67

Non-Scoring Reception

<b>Limit</b> 25.00%

Rk	No	Name	Excellents	Faults	Serve Receptions	Total Attempts	Succ %
1	2	VACLAVIK Jan	13	-	8	21	61.90
2	12	FORT Dominik	5	1	9	15	33.33
3	13	KULIHA Jan	3	1	11	15	20.00
	5	VASICEK Jiri	-	-	3	3	-
	3	PAJMA Tomas	-	-	1	1	-
	1	VACHOUSEK Stanislav	-	-	-	-	-
	4	KRBA Jan	-	-	-	-	-
	6	HANIK Zdenek	-	-	-	-	-
	7	SOBEK Jakub	-	-	-	-	-
	8	MLCUCH Josef	-	-	-	-	-
	9	KOLACEK Michal	-	-	-	-	-
	11	SEDLAR Jan	-	-	-	-	-
<b>Team Totals</b>			21	2	32	55	38.18

Timing and Results provided by  TISSOT



WED 10 JUL 2013  
13:00  
14:27

Match No: 30

### Match Statistics

статистика

Match Duration: 1h 27m  
Attendance: 300

CZE vs CHI  
3 0

Teams	Sets	1	2	3	Total
CZE	3	25	25	25	75
CHI	0	23	20	22	65
	Playing Time	26m	26m	29m	1h 21m

First Referee: WANNATAWEE Wichai (THA)


Second Referee: TSUKAMOTO Takeshi (JPN)

### CHI - Chile


Scoring Spike

Limit 15.00%

Rk	No	Name	Spikes	Faults	Shots	Total Attempts	Eff %
1	1	PARRAGUIRRE Vicente	17	5	6	28	42.86
2	9	LOPEZ Cristobal	6	2	5	13	30.77
3	5	PARRAGUIRRE Matias	9	5	6	20	20.00
	3	PARRAGUIRRE Tomas	7	-	2	9	
	11	RILLING Alan	-	4	5	9	
	2	SALINAS Rodrigo	1	-	3	4	
	4	CACERES Carlos	1	-	-	1	
	7	PAPAGALLO Felipe	-	-	1	1	
	6	FRAZZONI Roberto	-	-	-	-	
	8	GONZALEZ Christian	-	-	-	-	
	10	VALENZUELA Diego	-	-	-	-	
	13	GOMEZ Felipe	-	-	-	-	
<b>Team Totals</b>			41	16	28	85	29.41

Scoring Block


Rk	No	Name	Kill Blocks	Faults	Rebounds	Total Attempts	Avg by Set
1	11	RILLING Alan	2	2	-	4	0.67
2	3	PARRAGUIRRE Tomas	1	6	3	10	0.33
2	4	CACERES Carlos	1	7	2	10	0.33
2	1	PARRAGUIRRE Vicente	1	2	2	5	0.33
5	9	LOPEZ Cristobal	-	15	1	16	0.00
5	5	PARRAGUIRRE Matias	-	4	2	6	0.00
5	2	SALINAS Rodrigo	-	5	1	6	0.00
	6	FRAZZONI Roberto	-	-	-	-	
	7	PAPAGALLO Felipe	-	-	-	-	
	8	GONZALEZ Christian	-	-	-	-	
	10	VALENZUELA Diego	-	-	-	-	
	13	GOMEZ Felipe	-	-	-	-	
<b>Team Totals</b>			5	41	11	57	1.67

Scoring Service


Rk	No	Name	Aces	Faults	Serve Hits	Total Attempts	Avg by Set
1	1	PARRAGUIRRE Vicente	1	5	6	12	0.33
1	2	SALINAS Rodrigo	1	-	5	6	0.33
3	5	PARRAGUIRRE Matias	-	1	14	15	0.00
3	9	LOPEZ Cristobal	-	1	11	12	0.00
3	4	CACERES Carlos	-	1	9	10	0.00
3	3	PARRAGUIRRE Tomas	-	-	7	7	0.00
3	11	RILLING Alan	-	1	3	4	0.00
	6	FRAZZONI Roberto	-	-	-	-	
	7	PAPAGALLO Felipe	-	-	-	-	
	8	GONZALEZ Christian	-	-	-	-	
	10	VALENZUELA Diego	-	-	-	-	
	13	GOMEZ Felipe	-	-	-	-	
<b>Team Totals</b>			2	9	55	66	0.67

Team

Opponent Errors & Team Faults	17
-------------------------------	----

Timing and Results provided by  TISSOT



WED 10 JUL 2013  
13:00  
14:27

Match No: 30

### Match Statistics

статистика

Match Duration: 1h 27m  
Attendance: 300


CZE vs CHI  
3 0


Teams	Sets	1	2	3	Total
CZE	3	25	25	25	75
CHI	0	23	20	22	65
Playing Time		26m	26m	29m	1h 21m


First Referee: WANNATAWEE Wichai (THA)

Second Referee: TSUKAMOTO Takeshi (JPN)

### CHI - Chile

Non-Scoring Dig	Rk	No	Name	Digs	Faults	Receptions	Total Attempts	Avg by Set
	1	7	PAPAGALLO Felipe	4	-	7	11	1.33
	2	5	PARRAGUIRRE Matias	2	-	3	5	0.67
	3	3	PARRAGUIRRE Tomas	1	-	2	3	0.33
	3	2	SALINAS Rodrigo	1	1	1	3	0.33
	5	4	CACERES Carlos	-	-	7	7	0.00
	5	11	RILLING Alan	-	-	2	2	0.00
	5	1	PARRAGUIRRE Vicente	-	1	1	2	0.00
	5	9	LOPEZ Cristobal	-	-	1	1	0.00
		6	FRAZZONI Roberto	-	-	-	-	-
		8	GONZALEZ Christian	-	-	-	-	-
		10	VALENZUELA Diego	-	-	-	-	-
		13	GOMEZ Felipe	-	-	-	-	-
	<b>Team Totals</b>				8	2	24	34

Non-Scoring Set	Rk	No	Name	Running Sets	Faults	Still Sets	Total Attempts	Avg by Set
	1	4	CACERES Carlos	34	1	29	64	11.33
	2	7	PAPAGALLO Felipe	1	-	6	7	0.33
	2	9	LOPEZ Cristobal	1	-	1	2	0.33
	2	3	PARRAGUIRRE Tomas	1	-	-	1	0.33
	2	11	RILLING Alan	1	-	-	1	0.33
	6	5	PARRAGUIRRE Matias	-	-	2	2	0.00
		1	PARRAGUIRRE Vicente	-	-	-	-	-
		2	SALINAS Rodrigo	-	-	-	-	-
		6	FRAZZONI Roberto	-	-	-	-	-
		8	GONZALEZ Christian	-	-	-	-	-
		10	VALENZUELA Diego	-	-	-	-	-
		13	GOMEZ Felipe	-	-	-	-	-
	<b>Team Totals</b>				38	1	38	77

Non-Scoring Reception	Rk	No	Name	Excellents	Faults	Serve Receptions	Total Attempts	Succ %
	1	7	PAPAGALLO Felipe	10	2	4	16	62.50
	2	5	PARRAGUIRRE Matias	9	3	18	30	30.00
		1	PARRAGUIRRE Vicente	6	-	7	13	-
		4	CACERES Carlos	-	-	3	3	-
		2	SALINAS Rodrigo	-	-	-	-	-
		3	PARRAGUIRRE Tomas	-	-	-	-	-
		6	FRAZZONI Roberto	-	-	-	-	-
		8	GONZALEZ Christian	-	-	-	-	-
		9	LOPEZ Cristobal	-	-	-	-	-
		10	VALENZUELA Diego	-	-	-	-	-
		11	RILLING Alan	-	-	-	-	-
		13	GOMEZ Felipe	-	-	-	-	-
	<b>Team Totals</b>				25	5	32	62

LEGEND		Eff%		Rk		Succ%	
Avg	Average	Eff%	Efficiency	Rk	Rank	Succ%	Success %

Timing and Results provided by  TISSOT



Match No: 45

**Start List**

Стартовый список

**CAN vs CZE**

First Referee: SILVA Felipe (BRA)

Second Referee: KNIZHNIKOV Nikolay (RUS)

**CAN - Canada** White

No.	C/L	Name	Shirt Name	Height m / ft in	Weight kg / lbs	Highest Reach		Date of Birth	Tournament Totals					
						Spike cm	Block cm		Spike	Block	Serve	Total	%	
1	L	NIERODA Derek Grahame	Nieroda	1.85/6'1"	80/176	328	307	24 APR 1990						
2		HOAG Nicholas	N. Hoag	2.00/6'7"	92/203	347	320	19 AUG 1992	36	2	4	42	23.08	
3	C	HOWATSON Marc Andrew	Howatson	1.98/6'6"	82/181	345	311	8 APR 1989	5	3	2	10	5.49	
4		MCLEAN Braden David Bruce	McLean	2.03/6'8"	108/238	361	335	22 MAY 1991	13	6	3	22	12.09	
6		JANSEN VANDOORN Daniel	J. VanDoorn	2.02/6'8"	97/214	357	333	21 MAR 1990	9	7		16	8.79	
8		DEMAN Colton Gordon Gerard	deMan	1.93/6'4"	89/196	353	326	15 AUG 1990	3			3	1.65	
9		BLANKENAU Jay Michael	Blankenau	1.93/6'4"	91/201	332	309	27 SEP 1989	5	3	2	10	5.49	
10		MARSHALL Steven James Douglas	Marshall	1.90/6'3"	85/187	347	320	23 NOV 1989	23	4		27	14.84	
12		VANBERKEL Lucas Joshua	Van Berkel	2.06/6'9"	106/234	351	325	29 NOV 1991	10	6		16	8.79	
14		HOAG Christopher	C. Hoag	1.92/6'4"	84/185	337	315	3 SEP 1988	22	3	7	32	17.58	
15		SANDERS Tyler James	Sanders	1.90/6'3"	84/185	329	311	14 DEC 1991			1	1	0.55	
19		VOTH Christopher Henry Landon	Voth	1.95/6'5"	80/176	348	319	27 SEP 1990	3			3	1.65	

Head Coach MCKAY Lawrence

Assistant Coach KOZAMERNIK Tilen

Results in this  
Universiade

Phase	Opponent	Sets	Points per Set
Preliminary	UAE	3 - 0	25-14, 25-16, 25-16
Preliminary	MEX	3 - 1	21-25, 28-26, 25-22, 25-18
Preliminary	CHI	1 - 3	20-25, 25-19, 17-25, 22-25

**CZE - Czech Republic** Red

No.	C/L	Name	Shirt Name	Height m / ft in	Weight kg / lbs	Highest Reach		Date of Birth	Tournament Totals				
						Spike cm	Block cm		Spike	Block	Serve	Total	%
1		VACHOUSEK Stanislav	VACHOUSEK	1.90/6'3"	88/194	336	310	11 NOV 1987	7	2	2	11	5.85
2	L	VACLAVIK Jan	VACLAVIK	1.80/5'11"	72/159	317	301	15 APR 1985					
3		PAJMA Tomas	PAJMA	2.05/6'9"	96/212	348	338	30 JUL 1989	19	5	1	25	13.30
4	C	KRBA Jan	KRBA	1.94/6'4"	87/192	346	330	22 OCT 1986	40	6	3	49	26.06
5		VASICEK Jiri	VASICEK	1.93/6'4"	78/172	342	320	11 JUN 1992	27	1	3	31	16.49
6		HANIK Zdenek	HANIK	1.76/5'9"	80/176	335	330	11 JUL 1986		3	4	7	3.72
7		SOBEK Jakub	SOBEK	1.96/6'5"	87/192	330	315	3 OCT 1991	1		1	2	1.06
8		MLCUCH Josef	MLCUCH	2.02/6'8"	97/214	340	330	8 JAN 1990	3	1		4	2.13
9		KOLACEK Michal	KOLACEK	1.96/6'5"	95/209	355	340	3 SEP 1989					
11		SEDLAR Jan	SEDLAR	2.00/6'7"	92/203	352	331	21 JUN 1987	8	5		13	6.91
12		FORT Dominik	FORT	1.90/6'3"	82/181	343	320	17 SEP 1989	25	5		30	15.96
13		KULIHA Jan	KULIHA	1.97/6'6"	87/192	348	335	24 MAY 1990	12	2	2	16	8.51


Head Coach VASINA Lubomir

Assistant Coach HRAB Alec

Results in this  
Universiade

Phase	Opponent	Sets	Points per Set
Preliminary	UAE	3 - 0	25-19, 25-14, 25-18
Preliminary	MEX	3 - 1	25-20, 25-21, 24-26, 25-22
Preliminary	CHI	3 - 0	25-23, 25-20, 25-22

LEGEND			
%	Percent of total team scoring	C	Team Captain
L	Libero Player		

Timing and Results provided by  **TISSOT**



Match No: 45

**Match Results**  
Результат / Отчет о матче

Match Duration: 1h 51m  
Attendance: 389

**CAN vs CZE**  
3 1

Teams	Sets	1	2	3	4	Total
CAN	3	26	25	21	25	97
CZE	1	24	14	25	17	80
	<b>Playing Time</b>	29m	22m	29m	22m	1h 42m

First Referee: SILVA Felipe (BRA)

Second Referee: KNIZHNIKOV Nikolay (RUS)

CAN - Canada								
No	C/L	Name	1	2	3	4	5	Pts
1	L	NIERODA Derek Grahame	L	L	L	L		
2		HOAG Nicholas	5	5	5	5		16
3	C	HOWATSON Marc Andrew						
4		MCLEAN Braden David Bruce	1	1	1	1		7
6		JANSEN VANDOORN Daniel						
8		DEMAN Colton Gordon Gerard	9		9			1
9		BLANKENAU Jay Michael	2	2	2	2		2
10		MARSHALL Steven James Douglas	3	3	3	3		14
12		VANBERKEL Lucas Joshua	4	4	4	4		14
14		HOAG Christopher	6	6	6	6		11
15		SANDERS Tyler James	2		2			
19		VOTH Christopher Henry Landon						
<b>Head Coach</b>		MCKAY Lawrence						
<b>Assistant Coach</b>		KOZAMERNIK Tilen						

CZE - Czech Republic								
No	C/L	Name	1	2	3	4	5	Pts
1		VACHOUSEK Stanislav		12				1
2	L	VACLAVIK Jan	L	L	L	L		
3		PAJMA Tomas			4	3		3
4	C	KRBA Jan	5	4	5	4		11
5		VASICEK Jiri	3		3			3
6		HANIK Zdenek	2	1	2	1		2
7		SOBEK Jakub	4	6		6		
8		MLCUCH Josef	6	4	6	4		4
9		KOLACEK Michal	4	3				6
11		SEDLAR Jan	1	6	1	6		4
12		FORT Dominik	6	5	6	5		7
13		KULIHA Jan	5	2	3	2		12
<b>Head Coach</b>		VASINA Lubomir						
<b>Assistant Coach</b>		HRAB Alec						

**TEAM AND PLAYER PERFORMANCES**

Won	Total Atts	No Name	Scoring Skills	Won	Total Atts	No Name
46	92	<b>Total Team</b>	Spike	46	109	<b>Total Team</b>
15	27	2 HOAG Nicholas		12	24	13 KULIHA Jan
9	19	14 HOAG Christopher		8	25	4 KRBA Jan
9	27	10 MARSHALL Steven James Douglas	Block	7	18	12 FORT Dominik
17	71	<b>Total Team</b>		6	57	<b>Total Team</b>
6	20	12 VANBERKEL Lucas Joshua		3	8	4 KRBA Jan
4	12	10 MARSHALL Steven James Douglas	Serve	2	11	6 HANIK Zdenek
3	16	4 MCLEAN Braden David Bruce		1	8	9 KOLACEK Michal
2	96	<b>Total Team</b>		1	81	<b>Total Team</b>
1	14	14 HOAG Christopher	Opp Error	1	5	5 VASICEK Jiri
1	18	10 MARSHALL Steven James Douglas		27		<b>Total Team</b>
32		<b>Total Team</b>		80	247	<b>Total Team</b>
97	259	<b>Total Team</b>	Total	80	247	<b>Total Team</b>
16	44	2 HOAG Nicholas		<b>Best Scorer</b>	12	39

LEGEND			
Atts	Attempts	C	Team Captain
L	Libero player	L	Substitute libero
n	Starting line-up where n = starting position on court (i.e. positions 1 to 6)	nn	Substitute where nn = jersey number of out going player
Opp	Opponent	Pts	Points scored

Timing and Results provided by TISSOT





Match No: 45

### Match Statistics

статистика

Match Duration: 1h 51m  
Attendance: 389

CAN vs CZE  
3 1

Teams	Sets	1	2	3	4	Total
CAN	3	26	25	21	25	97
CZE	1	24	14	25	17	80
<b>Playing Time</b>		29m	22m	29m	22m	1h 42m

First Referee: SILVA Felipe (BRA)


Second Referee: KNIZHNIKOV Nikolay (RUS)

### CAN - Canada

Scoring Spike

<b>Limit</b>
15.00%

Rk	No	Name	Spikes	Faults	Shots	Total Attempts	Eff %
1	2	HOAG Nicholas	15	4	8	27	40.74
2	14	HOAG Christopher	9	2	8	19	36.84
	10	MARSHALL Steven James Douglas	9	10	8	27	
	12	VANBERKEL Lucas Joshua	8	-	3	11	
	4	MCLEAN Braden David Bruce	4	-	1	5	
	9	BLANKENAU Jay Michael	1	1	-	2	
	8	DEMAN Colton Gordon Gerard	-	1	-	1	
	1	NIERODA Derek Grahame	-	-	-	-	
	3	HOWATSON Marc Andrew	-	-	-	-	
	6	JANSEN VANDOORN Daniel	-	-	-	-	
	15	SANDERS Tyler James	-	-	-	-	
	19	VOTH Christopher Henry Landon	-	-	-	-	
<b>Team Totals</b>			46	18	28	92	30.43

Scoring Block


Rk	No	Name	Kill Blocks	Faults	Rebounds	Total Attempts	Avg by Set
1	12	VANBERKEL Lucas Joshua	6	5	9	20	1.50
2	10	MARSHALL Steven James Douglas	4	4	4	12	1.00
3	4	MCLEAN Braden David Bruce	3	4	9	16	0.75
4	9	BLANKENAU Jay Michael	1	6	2	9	0.25
4	14	HOAG Christopher	1	3	3	7	0.25
4	2	HOAG Nicholas	1	2	2	5	0.25
4	8	DEMAN Colton Gordon Gerard	1	-	1	2	0.25
	1	NIERODA Derek Grahame	-	-	-	-	
	3	HOWATSON Marc Andrew	-	-	-	-	
	6	JANSEN VANDOORN Daniel	-	-	-	-	
	15	SANDERS Tyler James	-	-	-	-	
	19	VOTH Christopher Henry Landon	-	-	-	-	
<b>Team Totals</b>			17	24	30	71	4.25

Scoring Service


Rk	No	Name	Aces	Faults	Serve Hits	Total Attempts	Avg by Set
1	10	MARSHALL Steven James Douglas	1	3	14	18	0.25
1	14	HOAG Christopher	1	1	12	14	0.25
3	9	BLANKENAU Jay Michael	-	1	18	19	0.00
3	4	MCLEAN Braden David Bruce	-	3	14	17	0.00
3	12	VANBERKEL Lucas Joshua	-	-	13	13	0.00
3	2	HOAG Nicholas	-	4	8	12	0.00
3	15	SANDERS Tyler James	-	-	3	3	0.00
	1	NIERODA Derek Grahame	-	-	-	-	
	3	HOWATSON Marc Andrew	-	-	-	-	
	6	JANSEN VANDOORN Daniel	-	-	-	-	
	8	DEMAN Colton Gordon Gerard	-	-	-	-	
	19	VOTH Christopher Henry Landon	-	-	-	-	
<b>Team Totals</b>			2	12	82	96	0.50

Team

<b>Opponent Errors &amp; Team Faults</b>	32
--	----

Timing and Results provided by  TISSOT



THU 11 JUL 2013  
20:00  
21:51

Match No: 45

### Match Statistics

статистика

Match Duration: 1h 51m  
Attendance: 389

## CAN vs CZE

3 1

Teams	Sets	1	2	3	4	Total
CAN	3	26	25	21	25	97
CZE	1	24	14	25	17	80
<b>Playing Time</b>		29m	22m	29m	22m	1h 42m

First Referee: SILVA Felipe (BRA)

Second Referee: KNIZHNIKOV Nikolay (RUS)

### CAN - Canada

Non-Scoring Dig


Rk	No	Name	Digs	Faults	Receptions	Total Attempts	Avg by Set
1	14	HOAG Christopher	3	4	2	9	0.75
2	2	HOAG Nicholas	2	5	1	8	0.50
3	9	BLANKENAU Jay Michael	1	8	11	20	0.25
3	1	NIERODA Derek Grahame	1	2	7	10	0.25
3	15	SANDERS Tyler James	1	-	-	1	0.25
6	12	VANBERKEL Lucas Joshua	-	4	2	6	0.00
6	4	MCLEAN Braden David Bruce	-	-	2	2	0.00
6	10	MARSHALL Steven James Douglas	-	1	1	2	0.00
6	8	DEMAN Colton Gordon Gerard	-	-	1	1	0.00
	3	HOWATSON Marc Andrew	-	-	-	-	-
	6	JANSEN VANDOORN Daniel	-	-	-	-	-
	19	VOTH Christopher Henry Landon	-	-	-	-	-
<b>Team Totals</b>			8	24	27	59	2.00

Non-Scoring Set


Rk	No	Name	Running Sets	Faults	Still Sets	Total Attempts	Avg by Set
1	9	BLANKENAU Jay Michael	30	-	29	59	7.50
2	15	SANDERS Tyler James	2	-	-	2	0.50
3	4	MCLEAN Braden David Bruce	1	-	2	3	0.25
3	12	VANBERKEL Lucas Joshua	1	-	1	2	0.25
3	8	DEMAN Colton Gordon Gerard	1	-	-	1	0.25
3	10	MARSHALL Steven James Douglas	1	-	-	1	0.25
7	1	NIERODA Derek Grahame	-	1	4	5	0.00
7	2	HOAG Nicholas	-	-	3	3	0.00
7	14	HOAG Christopher	-	-	2	2	0.00
	3	HOWATSON Marc Andrew	-	-	-	-	-
	6	JANSEN VANDOORN Daniel	-	-	-	-	-
	19	VOTH Christopher Henry Landon	-	-	-	-	-
<b>Team Totals</b>			36	1	41	78	9.00

Non-Scoring Reception

<b>Limit</b>
25.00%

Rk	No	Name	Excellents	Faults	Serve Receptions	Total Attempts	Succ %
1	10	MARSHALL Steven James Douglas	15	-	10	25	60.00
1	14	HOAG Christopher	9	-	6	15	60.00
3	1	NIERODA Derek Grahame	8	1	8	17	47.06
	2	HOAG Nicholas	-	-	1	1	-
	4	MCLEAN Braden David Bruce	-	-	1	1	-
	3	HOWATSON Marc Andrew	-	-	-	-	-
	6	JANSEN VANDOORN Daniel	-	-	-	-	-
	8	DEMAN Colton Gordon Gerard	-	-	-	-	-
	9	BLANKENAU Jay Michael	-	-	-	-	-
	12	VANBERKEL Lucas Joshua	-	-	-	-	-
	15	SANDERS Tyler James	-	-	-	-	-
	19	VOTH Christopher Henry Landon	-	-	-	-	-
<b>Team Totals</b>			32	1	26	59	54.24



Match No: 45

### Match Statistics

статистика

Match Duration: 1h 51m  
Attendance: 389

### CAN vs CZE

3 1

Teams	Sets	1	2	3	4	Total
CAN	3	26	25	21	25	97
CZE	1	24	14	25	17	80
Playing Time		29m	22m	29m	22m	1h 42m

First Referee: SILVA Felipe (BRA)

Second Referee: KNIZHNIKOV Nikolay (RUS)

### CZE - Czech Republic

Scoring Spike

Limit 15.00%

Rk	No	Name	Spikes	Faults	Shots	Total Attempts	Eff %
1	13	KULIHA Jan	12	7	5	24	20.83
2	12	FORT Dominik	7	5	6	18	11.11
3	4	KRBA Jan	8	6	11	25	8.00
	9	KOLACEK Michal	5	1	4	10	
	8	MLCUCH Josef	4	3	2	9	
	3	PAJMA Tomas	3	1	4	8	
	11	SEDLAR Jan	4	-	3	7	
	5	VASICEK Jiri	2	2	-	4	
	1	VACHOUSEK Stanislav	1	-	-	1	
	2	VACLAVIK Jan	-	-	1	1	
	6	HANIK Zdenek	-	-	1	1	
	7	SOBEK Jakub	-	1	-	1	
Team Totals			46	26	37	109	18.35

Scoring Block


Rk	No	Name	Kill Blocks	Faults	Rebounds	Total Attempts	Avg by Set
1	4	KRBA Jan	3	1	4	8	0.75
2	6	HANIK Zdenek	2	6	3	11	0.50
3	9	KOLACEK Michal	1	5	2	8	0.25
4	11	SEDLAR Jan	-	6	5	11	0.00
4	3	PAJMA Tomas	-	6	3	9	0.00
4	13	KULIHA Jan	-	1	3	4	0.00
4	12	FORT Dominik	-	1	1	2	0.00
4	5	VASICEK Jiri	-	2	-	2	0.00
4	7	SOBEK Jakub	-	1	-	1	0.00
4	8	MLCUCH Josef	-	1	-	1	0.00
	1	VACHOUSEK Stanislav	-	-	-	-	
	2	VACLAVIK Jan	-	-	-	-	
Team Totals			6	30	21	57	1.50

Scoring Service


Rk	No	Name	Aces	Faults	Serve Hits	Total Attempts	Avg by Set
1	5	VASICEK Jiri	1	2	2	5	0.25
2	4	KRBA Jan	-	6	8	14	0.00
2	6	HANIK Zdenek	-	2	11	13	0.00
2	13	KULIHA Jan	-	4	7	11	0.00
2	11	SEDLAR Jan	-	-	10	10	0.00
2	12	FORT Dominik	-	2	8	10	0.00
2	3	PAJMA Tomas	-	1	5	6	0.00
2	9	KOLACEK Michal	-	2	4	6	0.00
2	8	MLCUCH Josef	-	1	3	4	0.00
2	7	SOBEK Jakub	-	-	1	1	0.00
2	1	VACHOUSEK Stanislav	-	1	-	1	0.00
	2	VACLAVIK Jan	-	-	-	-	
Team Totals			1	21	59	81	0.25

Team

Opponent Errors & Team Faults	27
-------------------------------	----

Timing and Results provided by  TISSOT



THU 11 JUL 2013  
20:00  
21:51

Match No: 45

### Match Statistics

статистика

Match Duration: 1h 51m  
Attendance: 389


CAN vs CZE  
3 1

Teams	Sets	1	2	3	4	Total
CAN	3	26	25	21	25	97
CZE	1	24	14	25	17	80
Playing Time		29m	22m	29m	22m	1h 42m

First Referee: SILVA Felipe (BRA)

Second Referee: KNIZHNIKOV Nikolay (RUS)

### CZE - Czech Republic

Non-Scoring Dig


Rk	No	Name	Digs	Faults	Receptions	Total Attempts	Avg by Set
1	2	VACLAVIK Jan	5	3	5	13	1.25
2	8	MLCUCH Josef	2	-	1	3	0.50
3	6	HANIK Zdenek	1	6	2	9	0.25
3	13	KULIHA Jan	1	2	3	6	0.25
3	4	KRBA Jan	1	2	2	5	0.25
3	5	VASICEK Jiri	1	2	1	4	0.25
3	12	FORT Dominik	1	2	1	4	0.25
8	3	PAJMA Tomas	-	2	1	3	0.00
8	7	SOBEK Jakub	-	-	1	1	0.00
8	11	SEDLAR Jan	-	-	1	1	0.00
	1	VACHOUSEK Stanislav	-	-	-	-	-
	9	KOLACEK Michal	-	-	-	-	-
<b>Team Totals</b>			12	19	18	49	3.00

Non-Scoring Set



Rk	No	Name	Running Sets	Faults	Still Sets	Total Attempts	Avg by Set
1	6	HANIK Zdenek	35	1	47	83	8.75
2	7	SOBEK Jakub	3	-	10	13	0.75
2	2	VACLAVIK Jan	3	-	2	5	0.75
4	8	MLCUCH Josef	1	-	-	1	0.25
5	3	PAJMA Tomas	-	-	1	1	0.00
	1	VACHOUSEK Stanislav	-	-	-	-	-
	4	KRBA Jan	-	-	-	-	-
	5	VASICEK Jiri	-	-	-	-	-
	9	KOLACEK Michal	-	-	-	-	-
	11	SEDLAR Jan	-	-	-	-	-
	12	FORT Dominik	-	-	-	-	-
	13	KULIHA Jan	-	-	-	-	-
<b>Team Totals</b>			42	1	60	103	10.50

Non-Scoring Reception

<b>Limit</b> 25.00%

Rk	No	Name	Excellents	Faults	Serve Receptions	Total Attempts	Succ %
1	12	FORT Dominik	11	-	4	15	73.33
2	2	VACLAVIK Jan	16	1	6	23	69.57
3	13	KULIHA Jan	15	-	22	37	40.54
	5	VASICEK Jiri	3	-	1	4	-
	1	VACHOUSEK Stanislav	1	-	2	3	-
	3	PAJMA Tomas	-	-	-	-	-
	4	KRBA Jan	-	-	-	-	-
	6	HANIK Zdenek	-	-	-	-	-
	7	SOBEK Jakub	-	-	-	-	-
	8	MLCUCH Josef	-	-	-	-	-
	9	KOLACEK Michal	-	-	-	-	-
	11	SEDLAR Jan	-	-	-	-	-
<b>Team Totals</b>			46	1	35	82	56.10

LEGEND Avg Average Eff% Efficiency Rk Rank Succ% Success %

Timing and Results provided by  TISSOT



Match No: 46

## Start List

Стартовый список

### CHI vs UAE

First Referee: NESTERENKO Kirill (RUS)

Second Referee: WANG Jun (CHN)

#### CHI - Chile Red

No.	C/L	Name	Shirt Name	Height m / ft in	Weight kg / lbs	Highest Reach		Date of Birth	Tournament Totals				
						Spike cm	Block cm		Spike	Block	Serve	Total	%
1		PARRAGUIRRE Vicente	PARRAGUIRRE	1.90/6'3"	88/194	325	310	14 OCT 1994	53	2	7	62	35.03
2		SALINAS Rodrigo	SALINAS	1.85/6'1"	78/172	315	305	6 MAY 1991	4		1	5	2.82
3		PARRAGUIRRE Tomas	PARRAGUIRRE	1.92/6'4"	90/198	320	310	1 MAR 1991	18	4	2	24	13.56
4		CACERES Carlos	CACERES	1.85/6'1"	85/187	305	290	18 FEB 1989	1	2	1	4	2.26
5	C	PARRAGUIRRE Matias	PARRAGUIRRE	1.95/6'5"	98/216	310	300	2 JUL 1987	25	2		27	15.25
6		FRAZZONI Roberto	FRAZZONI	1.88/6'2"	78/172	310	295	28 SEP 1992	1	2		3	1.69
7	L	PAPAGALLO Felipe	PAPAGALLO	1.78/5'10"	75/165	295	280	11 AUG 1991		1		1	0.56
8		GONZALEZ Christian	GONZALEZ	1.80/5'11"	75/165	270	250	1 APR 1991					
9		LOPEZ Cristobal	LOPEZ	1.90/6'3"	89/196	310	305	26 SEP 1989	19	2	1	22	12.43
10		VALENZUELA Diego	VALENZUELA	1.85/6'1"	78/172	305	300	7 FEB 1991					
11		RILLING Alan	RILLING	1.80/5'11"	82/181	320	308	5 NOV 1987	20	4	2	26	14.69
13		GOMEZ Felipe	GOMEZ	1.90/6'3"	87/192	310	305	23 NOV 1992	2	1		3	1.69

Head Coach SERRANO Claudio

Assistant Coach LOPEZ Igor

#### Results in this Universiade

Phase	Opponent	Sets	Points per Set
Preliminary	MEX	1 - 3	22-25, 20-25, 25-19, 22-25
Preliminary	CAN	3 - 1	25-20, 19-25, 25-17, 25-22
Preliminary	CZE	0 - 3	23-25, 20-25, 22-25

#### UAE - UA Emirates White


No.	C/L	Name	Shirt Name	Height m / ft in	Weight kg / lbs	Highest Reach		Date of Birth	Tournament Totals				
						Spike cm	Block cm		Spike	Block	Serve	Total	%
1		GHAZWAN ALBADWAWI Saleh Hassan Kham		1.70/5'7"	74/163	320	315	23 JAN 1990	10	1		11	11.34
4		MOHAMMAD AHLI Mohammad Juma Abdulla		1.82/6'0"	70/154	290	315	6 AUG 1991	4			4	4.12
5		SALEM AL MAAMARI Mohamed Hamad Saou		2.04/6'8"	102/225	330	310	19 JAN 1986					
6		ALI ALBLOOSHI Khamis Abdulla Ibrahi		1.86/6'1"	83/183	320	320	13 JAN 1988	6	4	1	11	11.34
7		GHULAM ALMARZOOQI Amer Ghulam Hasan		1.87/6'2"	72/159	320	299	2 FEB 1990	25	1	3	29	29.90
8		SAQROH ALDHUHOORI Hasan Yousif Ali		1.87/6'2"	72/159	340	320	23 SEP 1991	11	1	1	13	13.40
11		HAIDER ALMUTAWI Ahmad Sultan Salem		1.83/6'0"	76/168	310	300	5 APR 1989	3	1		4	4.12
12	L	ALAWADHI Ali Mohd Saleh Ali		1.84/6'0"	84/185	280	270	3 NOV 1993					
14		JUMA ALTAHRI Abdulredha Ghanem Sula		1.84/6'0"	75/165	320	310	17 NOV 1991	9	1	3	13	13.40
15	C	SHAMAL I.ALMEMARI Mohammed Abdul Az		1.98/6'6"	97/214	320	320	14 MAR 1986	5	3	2	10	10.31
17		SALEM MATAR Ahmad Omar		1.80/5'11"	81/179	300	310	15 OCT 1986	2			2	2.06

Head Coach KHALID Aljasmii

#### Results in this Universiade

Phase	Opponent	Sets	Points per Set
Preliminary	CAN	0 - 3	14-25, 16-25, 16-25
Preliminary	CZE	0 - 3	19-25, 14-25, 18-25
Preliminary	MEX	0 - 3	13-25, 25-27, 20-25

LEGEND			
%	Percent of total team scoring	C	Team Captain
L	Libero Player		

Timing and Results provided by  TISSOT





Match No: 46

**Match Results**  
Результат / Отчет о матче

Match Duration: 1h 17m  
Attendance: 165

**CHI vs UAE**  
3 0

Teams	Sets	1	2	3	Total
CHI	3	26	25	25	76
UAE	0	24	20	18	62
<b>Playing Time</b>		25m	22m	24m	1h 11m

First Referee: NESTERENKO Kirill (RUS)

Second Referee: WANG Jun (CHN)

CHI - Chile									
No	C/L	Name	1	2	3	4	5	Pts	
1		PARRAGUIRRE Vicente	6	5	6			14	
2		SALINAS Rodrigo							
3		PARRAGUIRRE Tomas	1	6	1			10	
4		CACERES Carlos	2	1	2				
5	C	PARRAGUIRRE Matias	3	2	3			11	
6		FRAZZONI Roberto							
7	L	PAPAGALLO Felipe	L	L	L				
8		GONZALEZ Christian							
9		LOPEZ Cristobal	4	3	4			6	
10		VALENZUELA Diego							
11		RILLING Alan	5	4	5			12	
13		GOMEZ Felipe							
<b>Head Coach</b>		SERRANO Claudio							
<b>Assistant Coach</b>		LOPEZ Igor							

UAE - UA Emirates									
No	C/L	Name	1	2	3	4	5	Pts	
1		GHAZWAN ALBADWAWI Saleh Hassan Kham					14		
4		MOHAMMAD AHLI Mohammad Juma Abdulla							
5		SALEM AL MAAMARI Mohamed Hamad Saou				6			
6		ALI ALBLOOSHI Khamis Abdulla Ibrahi	6	1	6			2	
7		GHULAM ALMARZOOQI Amer Ghulam Hasan	2	3	2			22	
8		SAQROH ALDHUHOORI Hasan Yousif Ali	4	5	4			11	
11		HAIDER ALMUTAWI Ahmad Sultan Salem	1	2	1				
12	L	ALAWADHI Ali Mohd Saleh Ali							
14		JUMA ALTAHRI Abdulredha Ghanem Sula	5	6	5			6	
15	C	SHAMAL I.ALMEMARI Mohammed Abdul Az	3	4	3			6	
17		SALEM MATAR Ahmad Omar							
<b>Head Coach</b>		KHALID Aljasmii							

**TEAM AND PLAYER PERFORMANCES**

Won	Total Atts	No Name	Scoring Skills	Won	Total Atts	No Name
44	70	<b>Total Team</b>		36	84	<b>Total Team</b>
12	19	1 PARRAGUIRRE Vicente	Spike	17	36	7 GHULAM ALMARZOOQI Amer Ghulam Hasan
11	19	11 RILLING Alan		9	20	8 SAQROH ALDHUHOORI Hasan Yousif Ali
10	14	5 PARRAGUIRRE Matias		6	16	14 JUMA ALTAHRI Abdulredha Ghanem Sula
8	57	<b>Total Team</b>	Block	6	48	<b>Total Team</b>
3	15	3 PARRAGUIRRE Tomas		3	17	15 SHAMAL I.ALMEMARI Mohammed Abdul Az
2	20	9 LOPEZ Cristobal		2	6	8 SAQROH ALDHUHOORI Hasan Yousif Ali
1	3	1 PARRAGUIRRE Vicente	Serve	1	11	6 ALI ALBLOOSHI Khamis Abdulla Ibrahi
1	74	<b>Total Team</b>		5	64	<b>Total Team</b>
1	9	1 PARRAGUIRRE Vicente		5	17	7 GHULAM ALMARZOOQI Amer Ghulam Hasan
23		<b>Total Team</b>	Opp Error	15		<b>Total Team</b>
76	201	<b>Total Team</b>		<b>Total</b>	62	196
14	31	1 PARRAGUIRRE Vicente	<b>Best Scorer</b>	22	56	7 GHULAM ALMARZOOQI Amer Ghulam Hasan

**LEGEND**

**Atts** Attempts  
**L** Libero player  
**[n]** Starting line-up where n = starting position on court (i.e. positions 1 to 6)  
**Opp** Opponent

**C** Team Captain  
**[L]** Substitute libero  
**[nn]** Substitute where nn = jersey number of out going player  
**Pts** Points scored

Timing and Results provided by **TISSOT**



THU 11 JUL 2013  
20:00  
21:17

Match No: 46

### Match Statistics

статистика

Match Duration: 1h 17m  
Attendance: 165

CHI vs UAE  
3 0

Teams	Sets	1	2	3	Total
CHI	3	26	25	25	76
UAE	0	24	20	18	62
	Playing Time	25m	22m	24m	1h 11m

First Referee: NESTERENKO Kirill (RUS)


Second Referee: WANG Jun (CHN)

### CHI - Chile


Scoring Spike

Limit 15.00%

Rk	No	Name	Spikes	Faults	Shots	Total Attempts	Eff %
1	5	PARRAGUIRRE Matias	10	1	3	14	64.29
2	1	PARRAGUIRRE Vicente	12	3	4	19	47.37
3	11	RILLING Alan	11	3	5	19	42.11
	3	PARRAGUIRRE Tomas	7	1	1	9	
	9	LOPEZ Cristobal	4	2	2	8	
	4	CACERES Carlos	-	-	1	1	
	2	SALINAS Rodrigo	-	-	-	-	
	6	FRAZZONI Roberto	-	-	-	-	
	7	PAPAGALLO Felipe	-	-	-	-	
	8	GONZALEZ Christian	-	-	-	-	
	10	VALENZUELA Diego	-	-	-	-	
	13	GOMEZ Felipe	-	-	-	-	
<b>Team Totals</b>			44	10	16	70	48.57

Scoring Block



Rk	No	Name	Kill Blocks	Faults	Rebounds	Total Attempts	Avg by Set
1	3	PARRAGUIRRE Tomas	3	7	5	15	1.00
2	9	LOPEZ Cristobal	2	14	4	20	0.67
3	11	RILLING Alan	1	4	6	11	0.33
3	5	PARRAGUIRRE Matias	1	2	2	5	0.33
3	1	PARRAGUIRRE Vicente	1	-	2	3	0.33
6	4	CACERES Carlos	-	3	-	3	0.00
	2	SALINAS Rodrigo	-	-	-	-	
	6	FRAZZONI Roberto	-	-	-	-	
	7	PAPAGALLO Felipe	-	-	-	-	
	8	GONZALEZ Christian	-	-	-	-	
	10	VALENZUELA Diego	-	-	-	-	
	13	GOMEZ Felipe	-	-	-	-	
<b>Team Totals</b>			8	30	19	57	2.67

Scoring Service


Rk	No	Name	Aces	Faults	Serve Hits	Total Attempts	Avg by Set
1	1	PARRAGUIRRE Vicente	1	6	2	9	0.33
2	9	LOPEZ Cristobal	-	2	14	16	0.00
2	4	CACERES Carlos	-	-	15	15	0.00
2	11	RILLING Alan	-	1	12	13	0.00
2	5	PARRAGUIRRE Matias	-	-	11	11	0.00
2	3	PARRAGUIRRE Tomas	-	-	10	10	0.00
	2	SALINAS Rodrigo	-	-	-	-	
	6	FRAZZONI Roberto	-	-	-	-	
	7	PAPAGALLO Felipe	-	-	-	-	
	8	GONZALEZ Christian	-	-	-	-	
	10	VALENZUELA Diego	-	-	-	-	
	13	GOMEZ Felipe	-	-	-	-	
<b>Team Totals</b>			1	9	64	74	0.33

Team

Opponent Errors & Team Faults	23
-------------------------------	----

Timing and Results provided by  TISSOT



THU 11 JUL 2013  
20:00  
21:17

Match No: 46

**Match Statistics**  
статистика

Match Duration: 1h 17m  
Attendance: 165


**CHI vs UAE**  
3 0

Teams	Sets	1	2	3	Total
<b>CHI</b>	<b>3</b>	26	25	25	76
<b>UAE</b>	<b>0</b>	24	20	18	62
<b>Playing Time</b>		25m	22m	24m	1h 11m


First Referee: NESTERENKO Kirill (RUS)

Second Referee: WANG Jun (CHN)

**CHI - Chile**

Non-Scoring Dig


Rk	No	Name	Digs	Faults	Receptions	Total Attempts	Avg by Set
1	7	PAPAGALLO Felipe	3	2	3	8	1.00
2	9	LOPEZ Cristobal	1	-	2	3	0.33
2	3	PARRAGUIRRE Tomas	1	1	-	2	0.33
4	5	PARRAGUIRRE Matias	-	1	6	7	0.00
4	4	CACERES Carlos	-	1	5	6	0.00
4	1	PARRAGUIRRE Vicente	-	-	5	5	0.00
4	11	RILLING Alan	-	-	2	2	0.00
	2	SALINAS Rodrigo	-	-	-	-	
	6	FRAZZONI Roberto	-	-	-	-	
	8	GONZALEZ Christian	-	-	-	-	
	10	VALENZUELA Diego	-	-	-	-	
	13	GOMEZ Felipe	-	-	-	-	
<b>Team Totals</b>			5	5	23	33	1.67

Non-Scoring Set


Rk	No	Name	Running Sets	Faults	Still Sets	Total Attempts	Avg by Set
1	4	CACERES Carlos	34	1	20	55	11.33
2	7	PAPAGALLO Felipe	2	-	2	4	0.67
2	3	PARRAGUIRRE Tomas	2	1	-	3	0.67
4	5	PARRAGUIRRE Matias	1	-	1	2	0.33
4	9	LOPEZ Cristobal	1	-	1	2	0.33
4	11	RILLING Alan	1	-	-	1	0.33
7	1	PARRAGUIRRE Vicente	-	-	1	1	0.00
	2	SALINAS Rodrigo	-	-	-	-	
	6	FRAZZONI Roberto	-	-	-	-	
	8	GONZALEZ Christian	-	-	-	-	
	10	VALENZUELA Diego	-	-	-	-	
	13	GOMEZ Felipe	-	-	-	-	
<b>Team Totals</b>			41	2	25	68	13.67

Non-Scoring Reception

<b>Limit</b> 25.00%

Rk	No	Name	Excellent	Faults	Serve Receptions	Total Attempts	Succ %
1	5	PARRAGUIRRE Matias	8	1	18	27	29.63
	1	PARRAGUIRRE Vicente	1	2	9	12	
	7	PAPAGALLO Felipe	2	2	8	12	
	2	SALINAS Rodrigo	-	-	-	-	
	3	PARRAGUIRRE Tomas	-	-	-	-	
	4	CACERES Carlos	-	-	-	-	
	6	FRAZZONI Roberto	-	-	-	-	
	8	GONZALEZ Christian	-	-	-	-	
	9	LOPEZ Cristobal	-	-	-	-	
	10	VALENZUELA Diego	-	-	-	-	
	11	RILLING Alan	-	-	-	-	
	13	GOMEZ Felipe	-	-	-	-	
<b>Team Totals</b>			11	5	35	51	21.57

Timing and Results provided by  **TISSOT**



THU 11 JUL 2013  
20:00  
21:17

Match No: 46

### Match Statistics

статистика

Match Duration: 1h 17m  
Attendance: 165

CHI vs UAE  
3 0

Teams	Sets	1	2	3	Total
CHI	3	26	25	25	76
UAE	0	24	20	18	62
	Playing Time	25m	22m	24m	1h 11m

First Referee: NESTERENKO Kirill (RUS)


Second Referee: WANG Jun (CHN)

### UAE - UA Emirates

Scoring Spike

Limit
15.00%

Rk	No	Name	Spikes	Faults	Shots	Total Attempts	Eff %
1	7	GHULAM ALMARZOOQI Amer Ghulam Hasan	17	8	11	36	25.00
1	8	SAQROH ALDHUHOORI Hasan Yousif Ali	9	4	7	20	25.00
3	14	JUMA ALTAHRI Abdulredha Ghanem Sula	6	3	7	16	18.75
	15	SHAMAL I.ALMEMARI Mohammed Abdul Az	3	-	3	6	
	6	ALI ALBLOOSHI Khamis Abdulla Ibrahi	1	1	3	5	
	11	HAIDER ALMUTAWI Ahmad Sultan Salem	-	-	1	1	
	1	GHAZWAN ALBADWAWI Saleh Hassan Kham	-	-	-	-	
	4	MOHAMMAD AHLI Mohammad Juma Abdulla	-	-	-	-	
	5	SALEM AL MAAMARI Mohamed Hamad Saou	-	-	-	-	
	12	ALAWADHI Ali Mohd Saleh Ali	-	-	-	-	
	17	SALEM MATAR Ahmad Omar	-	-	-	-	
<b>Team Totals</b>			36	16	32	84	23.81

Scoring Block


Rk	No	Name	Kill Blocks	Faults	Rebounds	Total Attempts	Avg by Set
1	15	SHAMAL I.ALMEMARI Mohammed Abdul Az	3	12	2	17	1.00
2	8	SAQROH ALDHUHOORI Hasan Yousif Ali	2	3	1	6	0.67
3	6	ALI ALBLOOSHI Khamis Abdulla Ibrahi	1	7	3	11	0.33
4	11	HAIDER ALMUTAWI Ahmad Sultan Salem	-	5	2	7	0.00
4	7	GHULAM ALMARZOOQI Amer Ghulam Hasan	-	2	1	3	0.00
4	14	JUMA ALTAHRI Abdulredha Ghanem Sula	-	2	1	3	0.00
4	1	GHAZWAN ALBADWAWI Saleh Hassan Kham	-	1	-	1	0.00
	4	MOHAMMAD AHLI Mohammad Juma Abdulla	-	-	-	-	
	5	SALEM AL MAAMARI Mohamed Hamad Saou	-	-	-	-	
	12	ALAWADHI Ali Mohd Saleh Ali	-	-	-	-	
	17	SALEM MATAR Ahmad Omar	-	-	-	-	
<b>Team Totals</b>			6	32	10	48	2.00

Scoring Service


Rk	No	Name	Aces	Faults	Serve Hits	Total Attempts	Avg by Set
1	7	GHULAM ALMARZOOQI Amer Ghulam Hasan	5	4	8	17	1.67
2	11	HAIDER ALMUTAWI Ahmad Sultan Salem	-	-	13	13	0.00
2	15	SHAMAL I.ALMEMARI Mohammed Abdul Az	-	3	10	13	0.00
2	8	SAQROH ALDHUHOORI Hasan Yousif Ali	-	-	8	8	0.00
2	6	ALI ALBLOOSHI Khamis Abdulla Ibrahi	-	-	7	7	0.00
2	14	JUMA ALTAHRI Abdulredha Ghanem Sula	-	5	-	5	0.00
2	1	GHAZWAN ALBADWAWI Saleh Hassan Kham	-	-	1	1	0.00
	4	MOHAMMAD AHLI Mohammad Juma Abdulla	-	-	-	-	
	5	SALEM AL MAAMARI Mohamed Hamad Saou	-	-	-	-	
	12	ALAWADHI Ali Mohd Saleh Ali	-	-	-	-	
	17	SALEM MATAR Ahmad Omar	-	-	-	-	
<b>Team Totals</b>			5	12	47	64	1.67

Team
<b>Opponent Errors &amp; Team Faults</b>

15	1
----	---



THU 11 JUL 2013  
20:00  
21:17

Match No: 46

### Match Statistics

статистика

Match Duration: 1h 17m  
Attendance: 165


CHI vs UAE  
3 0

Teams	Sets	1	2	3	Total
CHI	3	26	25	25	76
UAE	0	24	20	18	62
Playing Time		25m	22m	24m	1h 11m


First Referee: NESTERENKO Kirill (RUS)

Second Referee: WANG Jun (CHN)

### UAE - UA Emirates

Non-Scoring Dig


Rk	No	Name	Digs	Faults	Receptions	Total Attempts	Avg by Set
1	7	GHULAM ALMARZOOQI Amer Ghulam Hasan	2	3	3	8	0.67
2	8	SAQROH ALDHUHOORI Hasan Yousif Ali	1	2	4	7	0.33
2	14	JUMA ALTAHRI Abdulredha Ghanem Sula	1	-	-	1	0.33
4	15	SHAMAL I.ALMEMARI Mohammed Abdul Az	-	4	5	9	0.00
4	6	ALI ALBLOOSHI Khamis Abdulla Ibrahi	-	3	5	8	0.00
4	11	HAIDER ALMUTAWI Ahmad Sultan Salem	-	-	4	4	0.00
	1	GHAZWAN ALBADWAWI Saleh Hassan Kham	-	-	-	-	
	4	MOHAMMAD AHLI Mohammad Juma Abdulla	-	-	-	-	
	5	SALEM AL MAAMARI Mohamed Hamad Saou	-	-	-	-	
	12	ALAWADHI Ali Mohd Saleh Ali	-	-	-	-	
	17	SALEM MATAR Ahmad Omar	-	-	-	-	
<b>Team Totals</b>			4	12	21	37	1.33

Non-Scoring Set



Rk	No	Name	Running Sets	Faults	Still Sets	Total Attempts	Avg by Set
1	11	HAIDER ALMUTAWI Ahmad Sultan Salem	33	-	42	75	11.00
2	15	SHAMAL I.ALMEMARI Mohammed Abdul Az	2	-	1	3	0.67
3	8	SAQROH ALDHUHOORI Hasan Yousif Ali	-	-	2	2	0.00
3	14	JUMA ALTAHRI Abdulredha Ghanem Sula	-	-	2	2	0.00
3	6	ALI ALBLOOSHI Khamis Abdulla Ibrahi	-	1	1	2	0.00
	1	GHAZWAN ALBADWAWI Saleh Hassan Kham	-	-	-	-	
	4	MOHAMMAD AHLI Mohammad Juma Abdulla	-	-	-	-	
	5	SALEM AL MAAMARI Mohamed Hamad Saou	-	-	-	-	
	7	GHULAM ALMARZOOQI Amer Ghulam Hasan	-	-	-	-	
	12	ALAWADHI Ali Mohd Saleh Ali	-	-	-	-	
	17	SALEM MATAR Ahmad Omar	-	-	-	-	
<b>Team Totals</b>			35	1	48	84	11.67

Non-Scoring Reception

<b>Limit</b>
25.00%

Rk	No	Name	Excellents	Faults	Serve Receptions	Total Attempts	Succ %
1	14	JUMA ALTAHRI Abdulredha Ghanem Sula	14	-	14	28	50.00
2	7	GHULAM ALMARZOOQI Amer Ghulam Hasan	3	1	16	20	15.00
	6	ALI ALBLOOSHI Khamis Abdulla Ibrahi	3	-	4	7	
	1	GHAZWAN ALBADWAWI Saleh Hassan Kham	1	-	4	5	
	15	SHAMAL I.ALMEMARI Mohammed Abdul Az	-	-	3	3	
	4	MOHAMMAD AHLI Mohammad Juma Abdulla	-	-	-	-	
	5	SALEM AL MAAMARI Mohamed Hamad Saou	-	-	-	-	
	8	SAQROH ALDHUHOORI Hasan Yousif Ali	-	-	-	-	
	11	HAIDER ALMUTAWI Ahmad Sultan Salem	-	-	-	-	
	12	ALAWADHI Ali Mohd Saleh Ali	-	-	-	-	
	17	SALEM MATAR Ahmad Omar	-	-	-	-	
<b>Team Totals</b>			21	1	41	63	33.33

Avg	Eff%	Rk	Succ%
Average	Efficiency	Rank	Success %

Timing and Results provided by  TISSOT





# Result Book

27th Summer Universiade in Kazan 2013



## Volleyball

Men's Quarterfinals





Match No: 55

### Start List

Стартовый список

## POL vs KOR

First Referee: WANNATAWEE Wichai (THA)

Second Referee: OLEJNIK Vladimir (RUS)

### POL - Poland

No.	C/L	Name	Shirt Name	Height m / ft in	Weight kg / lbs	Highest Reach		Date of Birth	Tournament Totals				
						Spike cm	Block cm		Spike	Block	Serve	Total	%
2		POPIK Kacper	POPIK	1.91/6'3"	83/183	330	320	19 OCT 1992	2		1	3	1.00
3	C	LOMACZ Grzegorz	LOMACZ	1.87/6'2"	92/203	339	320	1 OCT 1987	3	1	2	6	1.99
4		WLODARCZYK Wojciech	WLODARCZYK	2.00/6'7"	91/201	350	320	28 OCT 1990	31	2	3	36	11.96
5		KLOS Karol	KLOS	2.00/6'7"	85/187	365	338	8 AUG 1989	28	11	10	49	16.28
7		HEBDA Milosz	HEBDA	2.07/6'9"	94/207	350	328	11 MAR 1991	21	2	3	26	8.64
10		ZALINSKI Wosjciech	ZALINSKI	2.07/6'9"	98/216	350	330	19 FEB 1990	18	2	1	21	6.98
11		ZAJDER Maciej	ZAJDER	2.02/6'8"	100/220	345	325	31 JAN 1988	18	20	10	48	15.95
12		BOCIEK Grzegorz	BOCIEK	2.06/6'9"	114/251	363	340	6 JUN 1991	49	7	4	60	19.93
13		WIERZBOWSKI Krzysztof	WIERZBOWSKI	1.97/6'6"	95/209	340	315	18 JUL 1988	27	2	2	31	10.30
15		FERENS Wojciech	FERENS	1.94/6'4"	95/209	350	320	5 APR 1991	14	3	4	21	6.98
16		HAIN Piotr	HAIN	2.07/6'9"	100/220	354	330	26 FEB 1991					
18	L	WOJTASZEK Damian	WOJTASZEK	1.80/5'11"	80/176	320	310	7 SEP 1988					
<b>Head Coach</b> PANAS Radoslaw				<b>Assistant Coach</b> KWAPISIEWICZ Dominik									

#### Results in this Universiade

Phase	Opponent	Sets	Points per Set
Preliminary	CHN	3 - 0	25-19, 25-13, 25-10
Preliminary	SUI	3 - 0	25-17, 25-19, 25-17
Preliminary	MAC	3 - 0	25-6, 25-11, 25-17
Preliminary	AUS	3 - 2	22-25, 23-25, 25-14, 25-19, 15-13
Preliminary	BRA	3 - 0	27-25, 25-23, 25-17

### KOR - Korea

No.	C/L	Name	Shirt Name	Height m / ft in	Weight kg / lbs	Highest Reach		Date of Birth	Tournament Totals				
						Spike cm	Block cm		Spike	Block	Serve	Total	%
1		SONG Huichae	SONG, HUI-CHAE	1.92/6'4"	84/185	330	315	29 APR 1992	31	4	1	36	13.64
3		KWAK Myoungwoo	KWAK, MYOUNG-WOO	1.93/6'4"	75/165	330	316	8 APR 1991					
5	L	OH Jaeseong	OH, JAE-SEONG	1.75/5'9"	62/137	300	285	2 APR 1992					
6		LEE Mingyu	LEE, MIN-GYU	1.94/6'4"	78/172	321	309	3 DEC 1992	10	3	7	20	7.58
7	C	LEE Kangwon	LEE, KANG-WON	1.98/6'6"	91/201	334	320	5 MAY 1990	29	2		31	11.74
9		JIN Seongtae	JIN, SEONG-TAE	1.99/6'6"	87/192	333	320	3 FEB 1993	21	5		26	9.85
10		NA Gyeongbok	NA, GYEONG-BOK	1.99/6'6"	84/185	334	320	8 APR 1994	6		1	7	2.65
11		SONG Myunggeun	SONG, MYUNG-GEUN	1.97/6'6"	80/176	332	319	12 MAR 1993	48	3	1	52	19.70
15		KIM Myeongjin	KIM, MYEONG-JIN	2.00/6'7"	80/176	334	322	27 MAR 1991	39	1	1	41	15.53
16		SIM Kyoung-Sub	SIM, KYOUNG-SUB	1.97/6'6"	88/194	330	319	28 AUG 1991	18	1		19	7.20
17		PARK Jinwoo	PARK, JIN-WOO	1.98/6'6"	78/172	332	322	18 MAR 1990	22	4	1	27	10.23
18		KIM Kyumin	KIM, KYU-MIN	1.99/6'6"	92/203	331	319	28 DEC 1990	4	1		5	1.89
<b>Head Coach</b> KIM Chanho				<b>Assistant Coach</b> LEE Dongyoub									

#### Results in this Universiade

Phase	Opponent	Sets	Points per Set
Preliminary	RUS	0 - 3	21-25, 16-25, 20-25
Preliminary	EST	3 - 0	25-23, 26-24, 25-23
Preliminary	HKG	3 - 0	25-16, 25-22, 25-14
Preliminary	BLR	3 - 1	25-20, 24-26, 25-23, 25-17
Preliminary	USA	3 - 0	25-13, 25-14, 25-22

#### LEGEND

% Percent of total team scoring World Championships  
 C Team Captain  
 L Libero Player

Timing and Results provided by  TISSOT



Match No: 55

**Match Results**  
 Результат / Отчет о матче

Match Duration: 2h 33m  
 Attendance: 3500

**POL vs KOR**  
 3 2

Teams	Sets	1	2	3	4	5	Total
POL	3	22	25	23	25	22	117
KOR	2	25	20	25	23	20	113
	Playing Time	28m	26m	29m	33m	25m	2h 21m

First Referee: WANNATAWEE Wichai (THA)

Second Referee: OLEJNIK Vladimir (RUS)

POL - Poland									
No	C/L	Name	1	2	3	4	5	Pts	
2		POPIK Kacper							
3	C	LOMACZ Grzegorz	6	4	5	4	6	2	
4		WLODARCZYK Wojciech			13	5	4	11	
5		KLOS Karol	2	6	1	6	2	16	
7		HEBDA Milosz							
10		ZALINSKI Wosjciech	3		3		3		
11		ZAJDER Maciej	5	3	4	3	12	4	
12		BOCIEK Grzegorz	3	1	2	1	3	31	
13		WIERZBOWSKI Krzysztof	1	5	6	15	1	5	
15		FERENS Wojciech	4	2	3	2		21	
16		HAIN Piotr			15	11	3	5	7
18	L	WOJTASZEK Damian	L	L	L	L	L		
Head Coach		PANAS Radoslaw							
Assistant Coach		KWAPISIEWICZ Dominik							

KOR - Korea								
No	C/L	Name	1	2	3	4	5	Pts
1		SONG Huichae	4	5	4	4	16	6
3		KWAK Myoungwoo						
5	L	OH Jaeseong	L	L	L	L	L	
6		LEE Mingyu	6	1	6	6	1	2
7	C	LEE Kangwon		15			15	1
9		JIN Seongtae	5	6	5	5	6	11
10		NA Gyeongbok				15		2
11		SONG Myunggeun	1	2	1	1	2	20
15		KIM Myeongjin	3	4	3	3	4	14
16		SIM Kyoung-Sub		1		1	5	4
17		PARK Jinwoo	2	3	2	2	3	14
18		KIM Kyumin						
Head Coach		KIM Chanho						
Assistant Coach		LEE Dongyoub						

**TEAM AND PLAYER PERFORMANCES**

Won	Total Atts	No Name	Scoring Skills	Won	Total Atts	No Name
80	163	<b>Total Team</b>	<b>Spike</b>	57	134	<b>Total Team</b>
27	57	12 BOCIEK Grzegorz		16	37	11 SONG Myunggeun
18	35	15 FERENS Wojciech		12	30	15 KIM Myeongjin
14	19	5 KLOS Karol		9	13	9 JIN Seongtae
11	84	<b>Total Team</b>	<b>Block</b>	14	105	<b>Total Team</b>
3	12	16 HAIN Piotr		5	28	17 PARK Jinwoo
3	14	12 BOCIEK Grzegorz		4	12	11 SONG Myunggeun
2	22	5 KLOS Karol		2	8	15 KIM Myeongjin
6	116	<b>Total Team</b>	<b>Serve</b>	3	113	<b>Total Team</b>
2	12	11 ZAJDER Maciej		1	16	9 JIN Seongtae
2	11	4 WLODARCZYK Wojciech		1	19	17 PARK Jinwoo
1	14	15 FERENS Wojciech		1	26	6 LEE Mingyu
20		<b>Total Team</b>	<b>Opp Error</b>	39		<b>Total Team</b>
117	363	<b>Total Team</b>		113	352	<b>Total Team</b>
31	92	12 BOCIEK Grzegorz	<b>Best Scorer</b>	20	65	11 SONG Myunggeun
114 km/h		12 BOCIEK Grzegorz	<b>Fastest Serve</b>	108 km/h		1 SONG Huichae

LEGEND			
Atts	Attempts	C	Team Captain
L	Libero player	L	Substitute libero
n	Starting line-up where n = starting position on court (i.e. positions 1 to 6)	nn	Substitute where nn = jersey number of out going player
Opp	Opponent	Pts	Points scored

Timing and Results provided by TISSOT



SAT 13 JUL 2013  
13:00  
15:33

Match No: 55

### Match Statistics

статистика

Match Duration: 2h 33m  
Attendance: 3500

### POL vs KOR

3 2

Teams	Sets	1	2	3	4	5	Total
POL	3	22	25	23	25	22	117
KOR	2	25	20	25	23	20	113
	Playing Time	28m	26m	29m	33m	25m	2h 21m

First Referee: WANNATAWEE Wichai (THA)


Second Referee: OLEJNIK Vladimir (RUS)

### POL - Poland


Scoring Spike

Limit
15.00%

Rk	No	Name	Spikes	Faults	Shots	Total Attempts	Eff %
1	15	FERENS Wojciech	18	7	10	35	31.43
2	12	BOCIEK Grzegorz	27	12	18	57	26.32
	4	WLODARCZYK Wojciech	8	-	11	19	
	5	KLOS Karol	14	1	4	19	
	13	WIERZBOWSKI Krzysztof	5	5	8	18	
	16	HAIN Piotr	4	-	3	7	
	3	LOMACZ Grzegorz	2	1	1	4	
	11	ZAJDER Maciej	2	1	1	4	
	2	POPIK Kacper	-	-	-	-	
	7	HEBDA Milosz	-	-	-	-	
	10	ZALINSKI Wojciech	-	-	-	-	
	18	WOJTASZEK Damian	-	-	-	-	
<b>Team Totals</b>			80	27	56	163	32.52

Scoring Block



Rk	No	Name	Kill Blocks	Faults	Rebounds	Total Attempts	Avg by Set
1	12	BOCIEK Grzegorz	3	5	6	14	0.60
1	16	HAIN Piotr	3	4	5	12	0.60
3	5	KLOS Karol	2	11	9	22	0.40
3	15	FERENS Wojciech	2	4	1	7	0.40
5	4	WLODARCZYK Wojciech	1	2	2	5	0.20
6	13	WIERZBOWSKI Krzysztof	-	7	6	13	0.00
6	11	ZAJDER Maciej	-	3	4	7	0.00
6	3	LOMACZ Grzegorz	-	4	-	4	0.00
	2	POPIK Kacper	-	-	-	-	
	7	HEBDA Milosz	-	-	-	-	
	10	ZALINSKI Wojciech	-	-	-	-	
	18	WOJTASZEK Damian	-	-	-	-	
<b>Team Totals</b>			11	40	33	84	2.20

Scoring Service


Rk	No	Name	Aces	Faults	Serve Hits	Total Attempts	Avg by Set
1	11	ZAJDER Maciej	2	2	8	12	0.40
1	4	WLODARCZYK Wojciech	2	3	6	11	0.40
3	12	BOCIEK Grzegorz	1	5	15	21	0.20
3	15	FERENS Wojciech	1	3	10	14	0.20
5	5	KLOS Karol	-	2	14	16	0.00
5	3	LOMACZ Grzegorz	-	3	13	16	0.00
5	16	HAIN Piotr	-	2	11	13	0.00
5	13	WIERZBOWSKI Krzysztof	-	3	10	13	0.00
	2	POPIK Kacper	-	-	-	-	
	7	HEBDA Milosz	-	-	-	-	
	10	ZALINSKI Wojciech	-	-	-	-	
	18	WOJTASZEK Damian	-	-	-	-	
<b>Team Totals</b>			6	23	87	116	1.20

Team

Opponent Errors & Team Faults	20
-------------------------------	----

Timing and Results provided by  TISSOT





Match No: 55

### Match Statistics

статистика

Match Duration: 2h 33m  
Attendance: 3500

### POL vs KOR


3 2

Teams	Sets	1	2	3	4	5	Total
POL	3	22	25	23	25	22	117
KOR	2	25	20	25	23	20	113
	Playing Time	28m	26m	29m	33m	25m	2h 21m

First Referee: WANNATAWEE Wichai (THA)

Second Referee: OLEJNIK Vladimir (RUS)

### POL - Poland

Non-Scoring Dig


Rk	No	Name	Digs	Faults	Receptions	Total Attempts	Avg by Set
1	18	WOJTASZEK Damian	7	3	19	29	1.40
2	12	BOCIEK Grzegorz	3	2	2	7	0.60
3	3	LOMACZ Grzegorz	2	3	7	12	0.40
3	4	WLODARCZYK Wojciech	2	2	4	8	0.40
5	13	WIERZBOWSKI Krzysztof	1	1	5	7	0.20
5	5	KLOS Karol	1	2	2	5	0.20
7	15	FERENS Wojciech	-	2	6	8	0.00
7	11	ZAJDER Maciej	-	1	4	5	0.00
7	16	HAIN Piotr	-	1	2	3	0.00
	2	POPIK Kacper	-	-	-	-	-
	7	HEBDA Milosz	-	-	-	-	-
	10	ZALINSKI Wosjciech	-	-	-	-	-
<b>Team Totals</b>			16	17	51	84	3.20

Non-Scoring Set


Rk	No	Name	Running Sets	Faults	Still Sets	Total Attempts	Avg by Set
1	3	LOMACZ Grzegorz	75	2	59	136	15.00
2	5	KLOS Karol	1	-	5	6	0.20
2	13	WIERZBOWSKI Krzysztof	1	-	4	5	0.20
2	4	WLODARCZYK Wojciech	1	-	-	1	0.20
5	18	WOJTASZEK Damian	-	1	5	6	0.00
5	11	ZAJDER Maciej	-	-	2	2	0.00
5	15	FERENS Wojciech	-	-	2	2	0.00
5	16	HAIN Piotr	-	-	2	2	0.00
	2	POPIK Kacper	-	-	-	-	-
	7	HEBDA Milosz	-	-	-	-	-
	10	ZALINSKI Wosjciech	-	-	-	-	-
	12	BOCIEK Grzegorz	-	-	-	-	-
<b>Team Totals</b>			78	3	79	160	15.60

Non-Scoring Reception

<b>Limit</b> 25.00%

Rk	No	Name	Excellents	Faults	Serve Receptions	Total Attempts	Succ %
1	13	WIERZBOWSKI Krzysztof	23	1	12	36	63.89
2	4	WLODARCZYK Wojciech	17	1	11	29	58.62
	18	WOJTASZEK Damian	14	-	5	19	
	15	FERENS Wojciech	7	1	6	14	
	11	ZAJDER Maciej	-	-	2	2	
	16	HAIN Piotr	1	-	1	2	
	5	KLOS Karol	1	-	-	1	
	2	POPIK Kacper	-	-	-	-	
	3	LOMACZ Grzegorz	-	-	-	-	
	7	HEBDA Milosz	-	-	-	-	
	10	ZALINSKI Wosjciech	-	-	-	-	
	12	BOCIEK Grzegorz	-	-	-	-	
<b>Team Totals</b>			63	3	37	103	61.17





Match No: 55

### Match Statistics

статистика

Match Duration: 2h 33m  
Attendance: 3500

**POL vs KOR**  
3 2

Teams	Sets	1	2	3	4	5	Total
POL	3	22	25	23	25	22	117
KOR	2	25	20	25	23	20	113
	Playing Time	28m	26m	29m	33m	25m	2h 21m

First Referee: WANNATAWEE Wichai (THA)


Second Referee: OLEJNIK Vladimir (RUS)

### KOR - Korea

Scoring Spike

Limit 15.00%

Rk	No	Name	Spikes	Faults	Shots	Total Attempts	Eff %
1	11	SONG Myunggeun	16	7	14	37	24.32
2	15	KIM Myeongjin	12	5	13	30	23.33
	1	SONG Huichae	6	3	8	17	
	17	PARK Jinwoo	8	3	3	14	
	9	JIN Seongtae	9	2	2	13	
	16	SIM Kyoung-Sub	4	-	7	11	
	6	LEE Mingyu	-	-	4	4	
	10	NA Gyeongbok	1	-	3	4	
	7	LEE Kangwon	1	1	2	4	
	3	KWAK Myoungwoo	-	-	-	-	
	5	OH Jaeseong	-	-	-	-	
	18	KIM Kyumin	-	-	-	-	
<b>Team Totals</b>			57	21	56	134	26.87

Scoring Block


Rk	No	Name	Kill Blocks	Faults	Rebounds	Total Attempts	Avg by Set
1	17	PARK Jinwoo	5	16	7	28	1.00
2	11	SONG Myunggeun	4	8	-	12	0.80
3	15	KIM Myeongjin	2	5	1	8	0.40
4	9	JIN Seongtae	1	12	8	21	0.20
4	6	LEE Mingyu	1	7	9	17	0.20
4	10	NA Gyeongbok	1	-	-	1	0.20
7	16	SIM Kyoung-Sub	-	6	1	7	0.00
7	1	SONG Huichae	-	7	-	7	0.00
7	7	LEE Kangwon	-	3	1	4	0.00
	3	KWAK Myoungwoo	-	-	-	-	
	5	OH Jaeseong	-	-	-	-	
	18	KIM Kyumin	-	-	-	-	
<b>Team Totals</b>			14	64	27	105	2.80

Scoring Service


Rk	No	Name	Aces	Faults	Serve Hits	Total Attempts	Avg by Set
1	6	LEE Mingyu	1	2	23	26	0.20
1	17	PARK Jinwoo	1	1	17	19	0.20
1	9	JIN Seongtae	1	-	15	16	0.20
4	11	SONG Myunggeun	-	1	15	16	0.00
4	15	KIM Myeongjin	-	1	13	14	0.00
4	1	SONG Huichae	-	2	10	12	0.00
4	16	SIM Kyoung-Sub	-	2	3	5	0.00
4	7	LEE Kangwon	-	-	3	3	0.00
4	10	NA Gyeongbok	-	-	2	2	0.00
	3	KWAK Myoungwoo	-	-	-	-	
	5	OH Jaeseong	-	-	-	-	
	18	KIM Kyumin	-	-	-	-	
<b>Team Totals</b>			3	9	101	113	0.60

Team

Opponent Errors & Team Faults	39	1
-------------------------------	----	---

Timing and Results provided by  TISSOT



Match No: 55

### Match Statistics

статистика

Match Duration: 2h 33m  
Attendance: 3500

POL vs KOR  
3 2

Teams	Sets	1	2	3	4	5	Total
POL	3	22	25	23	25	22	117
KOR	2	25	20	25	23	20	113
	Playing Time	28m	26m	29m	33m	25m	2h 21m

First Referee: WANNATAWEE Wichai (THA)

Second Referee: OLEJNIK Vladimir (RUS)

### KOR - Korea

Non-Scoring Dig


Rk	No	Name	Digs	Faults	Receptions	Total Attempts	Avg by Set
1	5	OH Jaeseong	4	3	11	18	0.80
2	16	SIM Kyoung-Sub	3	2	3	8	0.60
3	6	LEE Mingyu	2	-	8	10	0.40
3	1	SONG Huichae	2	1	4	7	0.40
5	11	SONG Myunggeun	1	4	7	12	0.20
5	17	PARK Jinwoo	1	1	3	5	0.20
5	15	KIM Myeongjin	1	1	2	4	0.20
5	9	JIN Seongtae	1	-	1	2	0.20
9	7	LEE Kangwon	-	2	-	2	0.00
	3	KWAK Myoungwoo	-	-	-	-	-
	10	NA Gyeongbok	-	-	-	-	-
	18	KIM Kyumin	-	-	-	-	-
<b>Team Totals</b>			15	14	39	68	3.00

Non-Scoring Set



Rk	No	Name	Running Sets	Faults	Still Sets	Total Attempts	Avg by Set
1	6	LEE Mingyu	52	-	62	114	10.40
2	5	OH Jaeseong	2	-	3	5	0.40
3	11	SONG Myunggeun	1	-	5	6	0.20
4	1	SONG Huichae	-	-	4	4	0.00
4	7	LEE Kangwon	-	-	1	1	0.00
4	15	KIM Myeongjin	-	-	1	1	0.00
	3	KWAK Myoungwoo	-	-	-	-	-
	9	JIN Seongtae	-	-	-	-	-
	10	NA Gyeongbok	-	-	-	-	-
	16	SIM Kyoung-Sub	-	-	-	-	-
	17	PARK Jinwoo	-	-	-	-	-
	18	KIM Kyumin	-	-	-	-	-
<b>Team Totals</b>			55		76	131	11.00

Non-Scoring Reception

<b>Limit</b> 25.00%

Rk	No	Name	Excellents	Faults	Serve Receptions	Total Attempts	Succ %
1	11	SONG Myunggeun	17	3	11	31	54.84
	5	OH Jaeseong	14	-	10	24	
	1	SONG Huichae	10	3	7	20	
	16	SIM Kyoung-Sub	8	-	6	14	
	17	PARK Jinwoo	-	-	2	2	
	9	JIN Seongtae	-	-	1	1	
	3	KWAK Myoungwoo	-	-	-	-	
	6	LEE Mingyu	-	-	-	-	
	7	LEE Kangwon	-	-	-	-	
	10	NA Gyeongbok	-	-	-	-	
	15	KIM Myeongjin	-	-	-	-	
	18	KIM Kyumin	-	-	-	-	
<b>Team Totals</b>			49	6	37	92	53.26

LEGEND Avg Average Eff% Efficiency Rk Rank Succ% Success %

Timing and Results provided by  TISSOT



Match No: 47

### Start List

Стартовый список

## HKG vs MAC

First Referee: CHUMAK Ivan (RUS)

Second Referee: LUNA AMEZCUA Jose Roberto (MEX)

### HKG - Hong Kg, China

No.	C/L	Name	Shirt Name	Height m / ft in	Weight kg / lbs	Highest Reach		Date of Birth	Tournament Totals				
						Spike cm	Block cm		Spike	Block	Serve	Total	%
1		CHAN Kwong Kit	K. K. Chan	1.74/5'9"	62/137	305	285	26 NOV 1987	4			4	2.06
2	C	CHAN Tung Ping	T. P. Chan	1.85/6'1"	78/172	320	310	5 JAN 1990	9	1	1	11	5.67
3	L	WONG Ho Kiu	H. K. Wong	1.72/5'8"	67/148	315	310	4 SEP 1992					
4		LAM Long Hei	L. H. Lam	1.69/5'7"	65/143	285	280	7 NOV 1987	4		1	5	2.58
5		CHAN Alex Chi Wai	A.C.W. Chan	1.95/6'5"	87/192	330	310	18 APR 1993	76	6	3	85	43.81
6	L	NG Kin Pong Jonathan	K.P.J. Ng	1.68/5'6"	53/117	280	280	8 JUL 1987					
7		CHONG Kei Loi	K. L. Chong	1.86/6'1"	70/154	325	305	19 AUG 1988	10	3	2	15	7.73
8		YIK Chi Hin	C. H. Yik	1.95/6'5"	87/192	325	310	26 AUG 1991	11	10	3	24	12.37
9		CHUNG Wai Sze	W.S. Chung	1.86/6'1"	77/170	315	308	4 SEP 1991			1	1	0.52
10		LAM Kwok Cheung	K.C. Lam	1.89/6'2"	70/154	320	315	20 DEZ 1991	6		2	8	4.12
11		SIU Cheong Hung	C.H. Siu	1.90/6'3"	88/194	320	310	26 JAN 1993	34	5	2	41	21.13
12		WU Lok Kan	L.K. Wu	1.93/6'4"	76/168	325	315	22 JAN 1994					

Head Coach KIN TAT Chan

#### Results in this Universiade

Phase	Opponent	Sets	Points per Set
Preliminary	BLR	0 - 3	17-25, 21-25, 10-25
Preliminary	RUS	0 - 3	24-26, 12-25, 15-25
Preliminary	KOR	0 - 3	16-25, 22-25, 14-25
Preliminary	USA	3 - 1	25-18, 27-29, 25-23, 25-20
Preliminary	EST	0 - 3	22-25, 18-25, 17-25

### MAC - Macau

No.	C/L	Name	Shirt Name	Height m / ft in	Weight kg / lbs	Highest Reach		Date of Birth	Tournament Totals				
						Spike cm	Block cm		Spike	Block	Serve	Total	%
3		CHAN Weng lo	CHAN W I	1.87/6'2"	72/159	310	310	16 AUG 1987	13	2		15	12.82
4		WONG Wai Hei	WONG W H	1.72/5'8"	65/143	300	290	14 JUN 1994	16	1		17	14.53
5	C	KAN Chou Pui	KAN C P	1.76/5'9"	70/154	305	300	1 OKT 1987	9		2	11	9.40
6		LAM Man Tek	LAM M T	1.73/5'8"	71/157	300	295	23 JUL 1987					
7		CHOI Wai Kit	CHOI W K	1.89/6'2"	82/181	320	310	13 MAI 1987	18	3	1	22	18.80
9		LEONG Kuan Kin	LEONG K K	1.77/5'10"	65/143	300	300	13 JUN 1989	2		1	3	2.56
11		IEONG I Kit	IEONG I K	1.83/6'0"	98/216	305	298	2 SEP 1987	4	2		6	5.13
12		LAM Lok Hang	LAM L H	1.91/6'3"	82/181	330	310	20 MRZ 1991	36	1		37	31.62
13	L	CHIANG Sio Man	CHIANG S M	1.63/5'4"	59/130	270	300	22 JUL 1989					
14		LEONG On Tek	LEONG O T	1.85/6'1"	83/183	300	298	8 JAN 1990	3			3	2.56
17		WONG Chon Hang	WONG C H	1.73/5'8"	70/154	260	260	21 AUG 1991	2		1	3	2.56
18	L	CHAN Ka Hei	CHAN K H	1.80/5'11"	78/172	330	305	7 DEZ 1988					

Head Coach NG Wai Keong

Assistant Coach CHAN Man Kan

#### Results in this Universiade

Phase	Opponent	Sets	Points per Set
Preliminary	BRA	0 - 3	10-25, 11-25, 16-25
Preliminary	AUS	0 - 3	10-25, 17-25, 15-25
Preliminary	POL	0 - 3	6-25, 11-25, 17-25
Preliminary	CHN	1 - 3	22-25, 14-25, 25-19, 8-25
Preliminary	SUI	0 - 3	13-25, 13-25, 11-25

#### LEGEND

% Percent of total team scoring    C Team Captain    L Libero Player

Timing and Results provided by  TISSOT



Match No: 47

### Match Results

Результат / Отчет о матче

Match Duration: 1h 07m  
Attendance: 250

**HKG vs MAC**  
**3 0**

Teams	Sets	1	2	3	Total
HKG	3	25	25	25	75
MAC	0	14	13	14	41
Playing Time		18m	23m	20m	1h 01m

First Referee: CHUMAK Ivan (RUS)

Second Referee: LUNA AMEZCUA Jose Roberto (MEX)

HKG - Hong Kg, China								
No	C/L	Name	1	2	3	4	5	Pts
1		CHAN Kwong Kit	5		11			2
2	C	CHAN Tung Ping	3	3	3			7
3	L	WONG Ho Kiu	L	L	L			
4		LAM Long Hei	1	1				2
5		CHAN Alex Chi Wai	4	4	4			13
6	L	NG Kin Pong Jonathan	L	L	L			
7		CHONG Kei Loi		5	5			9
8		YIK Chi Hin						
9		CHUNG Wai Sze	5	5	1			1
10		LAM Kwok Cheung	6	6	6			7
11		SIU Cheong Hung	2	2	2			12
12		WU Lok Kan	4	4	10			2
Head Coach		KIN TAT Chan						

MAC - Macau								
No	C/L	Name	1	2	3	4	5	Pts
3		CHAN Weng lo	6	6	6			1
4		WONG Wai Hei	2		12			2
5	C	KAN Chou Pui	4	2	2			6
6		LAM Man Tek			17			
7		CHOI Wai Kit	4	4	4			5
9		LEONG Kuan Kin			3			1
11		IEONG I Kit	17	7	7			2
12		LAM Lok Hang	5	5	5			6
13	L	CHIANG Sio Man		L	L			
14		LEONG On Tek	3	3				
17		WONG Chon Hang	1	1	1			
18	L	CHAN Ka Hei	L	L	L			
Head Coach		NG Wai Keong						
Assistant Coach		CHAN Man Kan						

### TEAM AND PLAYER PERFORMANCES

Won	Total Atts	No Name	Scoring Skills	Won	Total Atts	No Name
40	82	<b>Total Team</b>		22	81	<b>Total Team</b>
10	23	11 SIU Cheong Hung	Spike	6	21	12 LAM Lok Hang
9	10	7 CHONG Kei Loi		6	16	5 KAN Chou Pui
8	19	5 CHAN Alex Chi Wai		5	20	7 CHOI Wai Kit
7	37	<b>Total Team</b>	Block	1	36	<b>Total Team</b>
3	5	5 CHAN Alex Chi Wai		1	2	4 WONG Wai Hei
1	2	4 LAM Long Hei				
1	1	9 CHUNG Wai Sze	Serve		44	<b>Total Team</b>
8	72	<b>Total Team</b>				
2	6	10 LAM Kwok Cheung				
2	16	11 SIU Cheong Hung	Opp Error	18		<b>Total Team</b>
2	9	5 CHAN Alex Chi Wai		41	161	<b>Total Team</b>
20		<b>Total Team</b>	Total			
75	191	<b>Total Team</b>				
13	33	5 CHAN Alex Chi Wai	Best Scorer	6	22	5 KAN Chou Pui

LEGEND			
Atts	Attempts	C	Team Captain
L	Libero player	L	Substitute libero
n	Starting line-up where n = starting position on court (i.e. positions 1 to 6)	nn	Substitute where nn = jersey number of out going player
Opp	Opponent	Pts	Points scored

Timing and Results provided by TISSOT



Match No: 47

### Match Statistics

статистика

Match Duration: 1h 07m  
Attendance: 250

HKG vs MAC  
3 0

Teams	Sets	1	2	3	Total
HKG	3	25	25	25	75
MAC	0	14	13	14	41
Playing Time		18m	23m	20m	1h 01m

First Referee: CHUMAK Ivan (RUS)


Second Referee: LUNA AMEZCUA Jose Roberto (MEX)

### HKG - Hong Kg, China


Scoring Spike

Limit 15.00%

Rk	No	Name	Spikes	Faults	Shots	Total Attempts	Eff %
1	11	SIU Cheong Hung	10	2	11	23	34.78
2	5	CHAN Alex Chi Wai	8	2	9	19	31.58
3	2	CHAN Tung Ping	5	3	5	13	15.38
	7	CHONG Kei Loi	9	-	1	10	
	10	LAM Kwok Cheung	4	-	3	7	
	1	CHAN Kwong Kit	2	1	2	5	
	12	WU Lok Kan	1	-	3	4	
	4	LAM Long Hei	1	-	-	1	
	3	WONG Ho Kiu	-	-	-	-	
	6	NG Kin Pong Jonathan	-	-	-	-	
	8	YIK Chi Hin	-	-	-	-	
	9	CHUNG Wai Sze	-	-	-	-	
Team Totals			40	8	34	82	39.02

Scoring Block


Rk	No	Name	Kill Blocks	Faults	Rebounds	Total Attempts	Avg by Set
1	5	CHAN Alex Chi Wai	3	1	1	5	1.00
2	2	CHAN Tung Ping	1	4	6	11	0.33
2	10	LAM Kwok Cheung	1	3	4	8	0.33
2	4	LAM Long Hei	1	-	1	2	0.33
2	9	CHUNG Wai Sze	1	-	-	1	0.33
6	11	SIU Cheong Hung	-	4	2	6	0.00
6	1	CHAN Kwong Kit	-	1	1	2	0.00
6	7	CHONG Kei Loi	-	1	1	2	0.00
	3	WONG Ho Kiu	-	-	-	-	
	6	NG Kin Pong Jonathan	-	-	-	-	
	8	YIK Chi Hin	-	-	-	-	
	12	WU Lok Kan	-	-	-	-	
Team Totals			7	14	16	37	2.33

Scoring Service


Rk	No	Name	Aces	Faults	Serve Hits	Total Attempts	Avg by Set
1	11	SIU Cheong Hung	2	3	11	16	0.67
1	5	CHAN Alex Chi Wai	2	2	5	9	0.67
1	10	LAM Kwok Cheung	2	-	4	6	0.67
4	2	CHAN Tung Ping	1	2	10	13	0.33
4	12	WU Lok Kan	1	1	7	9	0.33
6	7	CHONG Kei Loi	-	-	9	9	0.00
6	4	LAM Long Hei	-	1	4	5	0.00
6	9	CHUNG Wai Sze	-	1	2	3	0.00
6	1	CHAN Kwong Kit	-	-	2	2	0.00
	3	WONG Ho Kiu	-	-	-	-	
	6	NG Kin Pong Jonathan	-	-	-	-	
	8	YIK Chi Hin	-	-	-	-	
Team Totals			8	10	54	72	2.67

Team

Opponent Errors & Team Faults	20
-------------------------------	----

Timing and Results provided by  TISSOT





Match No: 47

### Match Statistics

статистика

Match Duration: 1h 07m  
Attendance: 250


HKG vs MAC  
3 0

Teams	Sets	1	2	3	Total
<b>HKG</b>	<b>3</b>	25	25	25	75
<b>MAC</b>	<b>0</b>	14	13	14	41
<b>Playing Time</b>		18m	23m	20m	1h 01m


First Referee: CHUMAK Ivan (RUS)

Second Referee: LUNA AMEZCUA Jose Roberto (MEX)

### HKG - Hong Kg, China

Non-Scoring Dig


Rk	No	Name	Digs	Faults	Receptions	Total Attempts	Avg by Set
1	11	SIU Cheong Hung	4	-	5	9	1.33
1	3	WONG Ho Kiu	4	2	2	8	1.33
3	6	NG Kin Pong Jonathan	3	-	4	7	1.00
4	5	CHAN Alex Chi Wai	1	3	5	9	0.33
4	4	LAM Long Hei	1	-	4	5	0.33
4	9	CHUNG Wai Sze	1	1	2	4	0.33
4	7	CHONG Kei Loi	1	-	2	3	0.33
4	10	LAM Kwok Cheung	1	1	-	2	0.33
9	2	CHAN Tung Ping	-	-	4	4	0.00
9	1	CHAN Kwong Kit	-	-	3	3	0.00
	8	YIK Chi Hin	-	-	-	-	-
	12	WU Lok Kan	-	-	-	-	-
<b>Team Totals</b>			16	7	31	54	5.33

Non-Scoring Set


Rk	No	Name	Running Sets	Faults	Still Sets	Total Attempts	Avg by Set
1	9	CHUNG Wai Sze	15	-	16	31	5.00
1	4	LAM Long Hei	15	-	15	30	5.00
3	5	CHAN Alex Chi Wai	2	-	1	3	0.67
4	3	WONG Ho Kiu	1	1	1	3	0.33
4	12	WU Lok Kan	1	-	1	2	0.33
6	7	CHONG Kei Loi	-	-	3	3	0.00
6	6	NG Kin Pong Jonathan	-	-	2	2	0.00
6	1	CHAN Kwong Kit	-	-	1	1	0.00
6	11	SIU Cheong Hung	-	-	1	1	0.00
	2	CHAN Tung Ping	-	-	-	-	-
	8	YIK Chi Hin	-	-	-	-	-
	10	LAM Kwok Cheung	-	-	-	-	-
<b>Team Totals</b>			34	1	41	76	11.33

Non-Scoring Reception

<b>Limit</b> 25.00%

Rk	No	Name	Excellents	Faults	Serve Receptions	Total Attempts	Succ %
1	11	SIU Cheong Hung	6	-	5	11	54.55
2	6	NG Kin Pong Jonathan	4	-	7	11	36.36
	7	CHONG Kei Loi	2	-	4	6	
	1	CHAN Kwong Kit	2	-	3	5	
	2	CHAN Tung Ping	-	-	-	-	
	3	WONG Ho Kiu	-	-	-	-	
	4	LAM Long Hei	-	-	-	-	
	5	CHAN Alex Chi Wai	-	-	-	-	
	8	YIK Chi Hin	-	-	-	-	
	9	CHUNG Wai Sze	-	-	-	-	
	10	LAM Kwok Cheung	-	-	-	-	
	12	WU Lok Kan	-	-	-	-	
<b>Team Totals</b>			14		19	33	42.42



Match No: 47

### Match Statistics

статистика

Match Duration: 1h 07m  
Attendance: 250

HKG vs MAC  
3 0

Teams	Sets	1	2	3	Total
HKG	3	25	25	25	75
MAC	0	14	13	14	41
Playing Time		18m	23m	20m	1h 01m

First Referee: CHUMAK Ivan (RUS)


Second Referee: LUNA AMEZCUA Jose Roberto (MEX)

### MAC - Macau


Scoring Spike

Limit 15.00%

Rk	No	Name	Spikes	Faults	Shots	Total Attempts	Eff %
1	5	KAN Chou Pui	6	5	5	16	6.25
2	7	CHOI Wai Kit	5	4	11	20	5.00
2	12	LAM Lok Hang	6	5	10	21	4.76
	3	CHAN Weng lo	1	1	7	9	
	14	LEONG On Tek	-	2	3	5	
	11	IEONG I Kit	2	-	1	3	
	9	LEONG Kuan Kin	1	1	1	3	
	4	WONG Wai Hei	1	-	1	2	
	17	WONG Chon Hang	-	-	2	2	
	6	LAM Man Tek	-	-	-	-	
	13	CHIANG Sio Man	-	-	-	-	
	18	CHAN Ka Hei	-	-	-	-	
Team Totals			22	18	41	81	4.94

Scoring Block



Rk	No	Name	Kill Blocks	Faults	Rebounds	Total Attempts	Avg by Set
1	4	WONG Wai Hei	1	-	1	2	0.33
2	3	CHAN Weng lo	-	7	4	11	0.00
2	7	CHOI Wai Kit	-	5	-	5	0.00
2	12	LAM Lok Hang	-	3	1	4	0.00
2	14	LEONG On Tek	-	3	1	4	0.00
2	9	LEONG Kuan Kin	-	1	2	3	0.00
2	17	WONG Chon Hang	-	2	1	3	0.00
2	5	KAN Chou Pui	-	1	1	2	0.00
2	11	IEONG I Kit	-	2	-	2	0.00
	6	LAM Man Tek	-	-	-	-	
	13	CHIANG Sio Man	-	-	-	-	
	18	CHAN Ka Hei	-	-	-	-	
Team Totals			1	24	11	36	0.33

Scoring Service


Rk	No	Name	Aces	Faults	Serve Hits	Total Attempts	Avg by Set
1	3	CHAN Weng lo	-	-	9	9	0.00
1	12	LAM Lok Hang	-	1	6	7	0.00
1	17	WONG Chon Hang	-	2	4	6	0.00
1	14	LEONG On Tek	-	-	5	5	0.00
1	11	IEONG I Kit	-	1	4	5	0.00
1	5	KAN Chou Pui	-	1	3	4	0.00
1	7	CHOI Wai Kit	-	1	3	4	0.00
1	9	LEONG Kuan Kin	-	-	2	2	0.00
1	4	WONG Wai Hei	-	2	-	2	0.00
	6	LAM Man Tek	-	-	-	-	
	13	CHIANG Sio Man	-	-	-	-	
	18	CHAN Ka Hei	-	-	-	-	
Team Totals				8	36	44	0.00

Team

Opponent Errors & Team Faults	18
-------------------------------	----

Timing and Results provided by  TISSOT



Match No: 47

### Match Statistics

статистика

Match Duration: 1h 07m  
Attendance: 250


HKG vs MAC  
3 0

Teams	Sets	1	2	3	Total
HKG	3	25	25	25	75
MAC	0	14	13	14	41
Playing Time		18m	23m	20m	1h 01m


First Referee: CHUMAK Ivan (RUS)

Second Referee: LUNA AMEZCUA Jose Roberto (MEX)

### MAC - Macau

Non-Scoring Dig


Rk	No	Name	Digs	Faults	Receptions	Total Attempts	Avg by Set
1	5	KAN Chou Pui	2	1	5	8	0.67
2	18	CHAN Ka Hei	1	1	6	8	0.33
2	12	LAM Lok Hang	1	2	2	5	0.33
2	11	IEONG I Kit	1	1	2	4	0.33
2	13	CHIANG Sio Man	1	1	1	3	0.33
6	17	WONG Chon Hang	-	4	6	10	0.00
6	7	CHOI Wai Kit	-	6	4	10	0.00
6	3	CHAN Weng lo	-	1	6	7	0.00
6	14	LEONG On Tek	-	-	2	2	0.00
6	4	WONG Wai Hei	-	-	1	1	0.00
6	9	LEONG Kuan Kin	-	-	1	1	0.00
6	6	LAM Man Tek	-	-	-	-	-
<b>Team Totals</b>			6	17	36	59	2.00

Non-Scoring Set



Rk	No	Name	Running Sets	Faults	Still Sets	Total Attempts	Avg by Set
1	17	WONG Chon Hang	16	-	35	51	5.33
2	11	IEONG I Kit	4	1	4	9	1.33
3	7	CHOI Wai Kit	1	-	2	3	0.33
4	14	LEONG On Tek	-	-	3	3	0.00
4	12	LAM Lok Hang	-	-	2	2	0.00
4	4	WONG Wai Hei	-	-	1	1	0.00
4	5	KAN Chou Pui	-	-	1	1	0.00
4	9	LEONG Kuan Kin	-	-	1	1	0.00
4	13	CHIANG Sio Man	-	-	1	1	0.00
4	18	CHAN Ka Hei	-	-	1	1	0.00
3	3	CHAN Weng lo	-	-	-	-	-
6	6	LAM Man Tek	-	-	-	-	-
<b>Team Totals</b>			21	1	51	73	7.00

Non-Scoring Reception

<b>Limit</b> 25.00%

Rk	No	Name	Excellents	Faults	Serve Receptions	Total Attempts	Succ %
1	12	LAM Lok Hang	12	2	4	18	66.67
2	13	CHIANG Sio Man	5	1	4	10	50.00
3	5	KAN Chou Pui	4	1	4	9	44.44
4	18	CHAN Ka Hei	1	1	7	9	11.11
4	4	WONG Wai Hei	1	2	4	7	-
11	11	IEONG I Kit	-	1	2	3	-
14	14	LEONG On Tek	-	-	1	1	-
3	3	CHAN Weng lo	-	-	-	-	-
6	6	LAM Man Tek	-	-	-	-	-
7	7	CHOI Wai Kit	-	-	-	-	-
9	9	LEONG Kuan Kin	-	-	-	-	-
17	17	WONG Chon Hang	-	-	-	-	-
<b>Team Totals</b>			23	8	26	57	40.35

LEGEND Avg Average Eff% Efficiency Rk Rank Succ% Success %

Timing and Results provided by  TISSOT



Match No: 49

### Start List

Стартовый список

## BLR vs AUS

First Referee: WANG Jun (CHN)

Second Referee: GALL Jakub (CZE)

### BLR - Belarus

No.	C/L	Name	Shirt Name	Height m / ft in	Weight kg / lbs	Highest Reach		Date of Birth	Tournament Totals				
						Spike cm	Block cm		Spike	Block	Serve	Total	%
1		RADZIUK Andrei	RADZIUK	1.92/6'4"	91/201	347	320	23 MAR 1990	46	6	5	57	20.00
2		RUSAK Evgeny	RUSAK	1.99/6'6"	89/196	340	305	18 APR 1985	1		1	2	0.70
3		CHARAPOVICH Viachaslau	CHARAPOVIC	1.95/6'5"	90/198	350	330	8 FEB 1992	62	1	3	66	23.16
4		LIASHCHYNSKAS Stasis	LIASHCHYNSKAS	2.05/6'9"	82/181	350	335	16 APR 1991	17	12	4	33	11.58
5		TARAS Siarhei	TARAS	1.90/6'3"	85/187	355	340	7 FEB 1988					
7		BARDACHOU Aliaksandr	BARDACHOU	1.91/6'3"	73/161	342	330	25 MAY 1993	1			1	0.35
8		KUKLINSKI Pavel	KUKLINSKI	1.94/6'4"	90/198	340	325	18 DEC 1989	3	1		4	1.40
9	C	APLEVICH Raman	APLEVICH	1.85/6'1"	89/196	335	310	19 MAR 1986	39	6	3	48	16.84
10		MIASHKOU Siarhei	MIASHKOU	1.98/6'6"	98/216	345	325	15 NOV 1991	3			3	1.05
11	L	ZABAROUSKI Stanislau	ZABAROUSKI	1.80/5'11"	78/172	335	310	4 JAN 1988	1			1	0.35
18		VASH Dzmitry	VASH	1.93/6'4"	85/187	335	310	23 APR 1988	6	7	8	21	7.37
20		MAROZAU Maksim	MAROZAU	2.04/6'8"	102/225	335	320	29 MAY 1989	34	10	5	49	17.19

Head Coach BEKSHA Viktor

#### Results in this Universiade

Phase	Opponent	Sets	Points per Set
Preliminary	HKG	3 - 0	25-17, 25-21, 25-10
Preliminary	USA	3 - 0	25-18, 25-15, 25-20
Preliminary	EST	3 - 0	25-17, 25-19, 25-19
Preliminary	KOR	1 - 3	20-25, 26-24, 23-25, 17-25
Preliminary	RUS	2 - 3	25-22, 17-25, 22-25, 25-19, 6-15

### AUS - Australia

No.	C/L	Name	Shirt Name	Height m / ft in	Weight kg / lbs	Highest Reach		Date of Birth	Tournament Totals				
						Spike cm	Block cm		Spike	Block	Serve	Total	%
1		GRAHAM Beau	GRAHAM	2.01/6'7"	93/205	345	333	17 APR 1994	15	2	5	22	7.36
2		GUYMER Jacob	GUYMER	2.02/6'8"	87/192	351	332	21 JUN 1993	30	19	4	53	17.73
3		MORROW Christopher	MORROW	1.80/5'11"	69/152	301	280	4 OCT 1993	5	4		9	3.01
4		STAPLES Max	STAPLES	2.03/6'8"	100/220	350	339	27 JUL 1994	44	6	1	51	17.06
8		MILLERS Brad	MILLERS	2.00/6'7"	99/218	350	333	24 MAY 1994	7	5	4	16	5.35
10		BELL Benjamin	BELL	2.07/6'9"	100/220	350	337	24 FEB 1990	3	5	2	10	3.34
11	L	PERRY Luke	PERRY	2.02/6'8"	83/183	353	337	20 NOV 1995					
13		WALKER Samuel	WALKER	1.94/6'4"	83/183	358	345	19 FEB 1995	63	5	1	69	23.08
14	C	SUKOCHEV Grigory	SUKOCHEV	1.96/6'5"	85/187	342	330	18 FEB 1988	4	4	3	11	3.68
15		McMullin Alexander	MCMULLIN	2.00/6'7"	76/168	351	333	1 AUG 1995	7		2	9	3.01
16		SMITH Luke Dwi Putra	SMITH	2.01/6'7"	93/205	356	339	30 AUG 1990					
17		DOUGLAS-POWELL Thomas	TOM D-P	1.92/6'4"	85/187	356	332	16 SEP 1992	37	5	7	49	16.39

Head Coach ILOTT Daniel


Assistant Coach ROBERTSON Grant

#### Results in this Universiade

Phase	Opponent	Sets	Points per Set
Preliminary	SUI	2 - 3	26-24, 22-25, 18-25, 25-22, 10-15
Preliminary	MAC	3 - 0	25-10, 25-17, 25-15
Preliminary	BRA	1 - 3	17-25, 26-28, 28-26, 13-25
Preliminary	POL	2 - 3	25-22, 25-23, 14-25, 19-25, 13-15
Preliminary	CHN	3 - 0	25-20, 25-17, 25-18

#### LEGEND

% Percent of total team scoring    C Team Captain    L Libero Player

Timing and Results provided by  TISSOT



Match No: 49

**Match Results**  
Результат / Отчет о матче

Match Duration: 1h 18m  
Attendance: 700

**BLR vs AUS**  
3 0

Teams	Sets	1	2	3	Total
BLR	3	25	25	25	75
AUS	0	20	17	16	53
	<b>Playing Time</b>	23m	26m	23m	1h 12m

First Referee: WANG Jun (CHN)

Second Referee: GALL Jakub (CZE)

BLR - Belarus									
No	C/L	Name	1	2	3	4	5	Pts	
1		RADZIUK Andrei	5	5	6			20	
2		RUSAK Evgeny							
3		CHARAPOVICH Viachaslau	4	4	5			20	
4		LIASHCHYNSKAS Stasis	6	6	1			4	
5		TARAS Siarhei							
7		BARACHOU Aliaksandr							
8		KUKLINSKI Pavel	4	9	1				
9	C	APLEVICH Raman	2	2	3			8	
10		MIASHKOU Siarhei							
11	L	ZABAROUSKI Stanislau	L	L	L				
18		VASH Dzmitry	1	1	2			5	
20		MAROZAU Maksim	3	3	4			5	
<b>Head Coach</b>		BEKSHA Viktor							

AUS - Australia									
No	C/L	Name	1	2	3	4	5	Pts	
1		GRAHAM Beau			8				
2		GUYMER Jacob	5	6	6			5	
3		MORROW Christopher							
4		STAPLES Max	4	5	2			7	
8		MILLERS Brad	2	3	3			3	
10		BELL Benjamin	14	14	14				
11	L	PERRY Luke	L	L	L				
13		WALKER Samuel	3	4	4			11	
14	C	SUKOCHEV Grigory	6	1	1			2	
15		McMullin Alexander		4	5			3	
16		SMITH Luke Dwi Putra							
17		DOUGLAS-POWELL Thomas	1	2	15			4	
<b>Head Coach</b>		ILOTT Daniel							
<b>Assistant Coach</b>		ROBERTSON Grant							

**TEAM AND PLAYER PERFORMANCES**

Won	Total Atts	No Name	Scoring Skills	Won	Total Atts	No Name
<b>49</b>	<b>93</b>	<b>Total Team</b>		<b>31</b>	<b>85</b>	<b>Total Team</b>
17	28	3 CHARAPOVICH Viachaslau	<b>Spike</b>	10	30	13 WALKER Samuel
15	25	1 RADZIUK Andrei		7	20	4 STAPLES Max
8	19	9 APLEVICH Raman		3	6	8 MILLERS Brad
<b>8</b>	<b>39</b>	<b>Total Team</b>	<b>Block</b>	<b>3</b>	<b>50</b>	<b>Total Team</b>
3	6	18 VASH Dzmitry		2	13	2 GUYMER Jacob
2	8	1 RADZIUK Andrei		1	2	17 DOUGLAS-POWELL Thomas
<b>5</b>	<b>73</b>	<b>Total Team</b>	<b>Serve</b>	<b>1</b>	<b>55</b>	<b>Total Team</b>
3	19	1 RADZIUK Andrei		1	12	13 WALKER Samuel
1	12	20 MAROZAU Maksim				
1	11	3 CHARAPOVICH Viachaslau				
<b>13</b>		<b>Total Team</b>	<b>Opp Error</b>	<b>18</b>		<b>Total Team</b>
<b>75</b>	<b>205</b>	<b>Total Team</b>	<b>Total</b>	<b>53</b>	<b>190</b>	<b>Total Team</b>
<b>20</b>	<b>52</b>	<b>1 RADZIUK Andrei</b>	<b>Best Scorer</b>	<b>11</b>	<b>47</b>	<b>13 WALKER Samuel</b>

**LEGEND**

**Atts** Attempts  
**L** Libero player  
**n** Starting line-up where n = starting position on court (i.e. positions 1 to 6)  
**Opp** Opponent

**C** Team Captain  
**L** Substitute libero  
**nn** Substitute where nn = jersey number of out going player  
**Pts** Points scored

Timing and Results provided by **TISSOT**





Match No: 49

### Match Statistics

статистика

Match Duration: 1h 18m  
Attendance: 700

BLR vs AUS  
3 0

Teams	Sets	1	2	3	Total
BLR	3	25	25	25	75
AUS	0	20	17	16	53
	Playing Time	23m	26m	23m	1h 12m

First Referee: WANG Jun (CHN)


Second Referee: GALL Jakub (CZE)

### BLR - Belarus


Scoring Spike

Limit 15.00%

Rk	No	Name	Spikes	Faults	Shots	Total Attempts	Eff %
1	3	CHARAPOVICH Viachaslau	17	1	10	28	57.14
2	1	RADZIUK Andrei	15	3	7	25	48.00
3	9	APLEVICH Raman	8	3	8	19	26.32
	4	LIASHCHYNSKAS Stasis	3	-	5	8	
	20	MAROZAU Maksim	4	2	2	8	
	18	VASH Dzmityr	2	-	1	3	
	8	KUKLINSKI Pavel	-	1	1	2	
	2	RUSAK Evgeny	-	-	-	-	
	5	TARAS Sjarhei	-	-	-	-	
	7	BARDACHOU Aliaksandr	-	-	-	-	
	10	MIASHKOU Sjarhei	-	-	-	-	
	11	ZABAROUSKI Stanislau	-	-	-	-	
<b>Team Totals</b>			49	10	34	93	41.94

Scoring Block


Rk	No	Name	Kill Blocks	Faults	Rebounds	Total Attempts	Avg by Set
1	18	VASH Dzmityr	3	2	1	6	1.00
2	1	RADZIUK Andrei	2	3	3	8	0.67
2	3	CHARAPOVICH Viachaslau	2	3	1	6	0.67
4	4	LIASHCHYNSKAS Stasis	1	5	1	7	0.33
5	20	MAROZAU Maksim	-	3	6	9	0.00
5	9	APLEVICH Raman	-	3	-	3	0.00
	2	RUSAK Evgeny	-	-	-	-	
	5	TARAS Sjarhei	-	-	-	-	
	7	BARDACHOU Aliaksandr	-	-	-	-	
	8	KUKLINSKI Pavel	-	-	-	-	
	10	MIASHKOU Sjarhei	-	-	-	-	
	11	ZABAROUSKI Stanislau	-	-	-	-	
<b>Team Totals</b>			8	19	12	39	2.67

Scoring Service


Rk	No	Name	Aces	Faults	Serve Hits	Total Attempts	Avg by Set
1	1	RADZIUK Andrei	3	2	14	19	1.00
2	20	MAROZAU Maksim	1	1	10	12	0.33
2	3	CHARAPOVICH Viachaslau	1	2	8	11	0.33
4	9	APLEVICH Raman	-	1	13	14	0.00
4	18	VASH Dzmityr	-	4	5	9	0.00
4	4	LIASHCHYNSKAS Stasis	-	1	6	7	0.00
4	8	KUKLINSKI Pavel	-	-	1	1	0.00
	2	RUSAK Evgeny	-	-	-	-	
	5	TARAS Sjarhei	-	-	-	-	
	7	BARDACHOU Aliaksandr	-	-	-	-	
	10	MIASHKOU Sjarhei	-	-	-	-	
	11	ZABAROUSKI Stanislau	-	-	-	-	
<b>Team Totals</b>			5	11	57	73	1.67

Team

Opponent Errors & Team Faults	13
-------------------------------	----

Timing and Results provided by  TISSOT



Match No: 49

Match Statistics  
статистика

Match Duration: 1h 18m  
Attendance: 700


BLR vs AUS  
3 0

Teams	Sets	1	2	3	Total
BLR	3	25	25	25	75
AUS	0	20	17	16	53
	Playing Time	23m	26m	23m	1h 12m

First Referee: WANG Jun (CHN)

Second Referee: GALL Jakub (CZE)

BLR - Belarus

Non-Scoring Dig


Rk	No	Name	Digs	Faults	Receptions	Total Attempts	Avg by Set
1	9	APLEVICH Raman	7	1	3	11	2.33
2	1	RADZIUK Andrei	6	2	3	11	2.00
3	11	ZABAROUSKI Stanislau	5	5	2	12	1.67
4	3	CHARAPOVICH Viachaslau	4	1	1	6	1.33
5	18	VASH Dzmitry	3	1	8	12	1.00
6	4	LIASHCHYNSKAS Stasis	1	-	2	3	0.33
7	20	MAROZAU Maksim	-	1	5	6	0.00
	2	RUSAK Evgeny	-	-	-	-	-
	5	TARAS Siarhei	-	-	-	-	-
	7	BARDACHOU Aliaksandr	-	-	-	-	-
	8	KUKLINSKI Pavel	-	-	-	-	-
	10	MIASHKOU Siarhei	-	-	-	-	-
<b>Team Totals</b>			26	11	24	61	8.67

Non-Scoring Set


Rk	No	Name	Running Sets	Faults	Still Sets	Total Attempts	Avg by Set
1	18	VASH Dzmitry	38	1	30	69	12.67
2	11	ZABAROUSKI Stanislau	4	-	4	8	1.33
3	9	APLEVICH Raman	2	-	4	6	0.67
4	1	RADZIUK Andrei	1	-	1	2	0.33
5	4	LIASHCHYNSKAS Stasis	-	-	1	1	0.00
	2	RUSAK Evgeny	-	-	-	-	-
	3	CHARAPOVICH Viachaslau	-	-	-	-	-
	5	TARAS Siarhei	-	-	-	-	-
	7	BARDACHOU Aliaksandr	-	-	-	-	-
	8	KUKLINSKI Pavel	-	-	-	-	-
	10	MIASHKOU Siarhei	-	-	-	-	-
	20	MAROZAU Maksim	-	-	-	-	-
<b>Team Totals</b>			45	1	40	86	15.00

Non-Scoring Reception

<b>Limit</b> 25.00%

Rk	No	Name	Excellents	Faults	Serve Receptions	Total Attempts	Succ %
1	1	RADZIUK Andrei	12	-	4	16	75.00
2	9	APLEVICH Raman	10	-	7	17	58.82
	11	ZABAROUSKI Stanislau	9	-	2	11	-
	8	KUKLINSKI Pavel	1	-	1	2	-
	4	LIASHCHYNSKAS Stasis	-	1	-	1	-
	2	RUSAK Evgeny	-	-	-	-	-
	3	CHARAPOVICH Viachaslau	-	-	-	-	-
	5	TARAS Siarhei	-	-	-	-	-
	7	BARDACHOU Aliaksandr	-	-	-	-	-
	10	MIASHKOU Siarhei	-	-	-	-	-
	18	VASH Dzmitry	-	-	-	-	-
	20	MAROZAU Maksim	-	-	-	-	-
<b>Team Totals</b>			32	1	14	47	68.09



Match No: 49

### Match Statistics

статистика

Match Duration: 1h 18m  
Attendance: 700

BLR vs AUS  
3 0

Teams	Sets	1	2	3	Total
BLR	3	25	25	25	75
AUS	0	20	17	16	53
	Playing Time	23m	26m	23m	1h 12m

First Referee: WANG Jun (CHN)


Second Referee: GALL Jakub (CZE)

### AUS - Australia


Scoring Spike

Limit 15.00%

Rk	No	Name	Spikes	Faults	Shots	Total Attempts	Eff %
1	4	STAPLES Max	7	3	10	20	20.00
2	13	WALKER Samuel	10	5	15	30	16.67
	17	DOUGLAS-POWELL Thomas	3	2	5	10	
	2	GUYMER Jacob	3	1	3	7	
	15	McMullin Alexander	3	1	3	7	
	8	MILLERS Brad	3	-	3	6	
	14	SUKOCHEV Grigory	2	-	3	5	
	1	GRAHAM Beau	-	-	-	-	
	3	MORROW Christopher	-	-	-	-	
	10	BELL Benjamin	-	-	-	-	
	11	PERRY Luke	-	-	-	-	
	16	SMITH Luke Dwi Putra	-	-	-	-	
<b>Team Totals</b>			31	12	42	85	22.35

Scoring Block


Rk	No	Name	Kill Blocks	Faults	Rebounds	Total Attempts	Avg by Set
1	2	GUYMER Jacob	2	8	3	13	0.67
2	17	DOUGLAS-POWELL Thomas	1	1	-	2	0.33
3	8	MILLERS Brad	-	12	5	17	0.00
3	14	SUKOCHEV Grigory	-	4	2	6	0.00
3	4	STAPLES Max	-	3	2	5	0.00
3	13	WALKER Samuel	-	5	-	5	0.00
3	10	BELL Benjamin	-	1	-	1	0.00
3	15	McMullin Alexander	-	1	-	1	0.00
	1	GRAHAM Beau	-	-	-	-	
	3	MORROW Christopher	-	-	-	-	
	11	PERRY Luke	-	-	-	-	
	16	SMITH Luke Dwi Putra	-	-	-	-	
<b>Team Totals</b>			3	35	12	50	1.00

Scoring Service


Rk	No	Name	Aces	Faults	Serve Hits	Total Attempts	Avg by Set
1	13	WALKER Samuel	1	-	11	12	0.33
2	2	GUYMER Jacob	-	-	11	11	0.00
2	8	MILLERS Brad	-	1	6	7	0.00
2	14	SUKOCHEV Grigory	-	1	5	6	0.00
2	4	STAPLES Max	-	2	4	6	0.00
2	17	DOUGLAS-POWELL Thomas	-	2	4	6	0.00
2	15	McMullin Alexander	-	-	4	4	0.00
2	1	GRAHAM Beau	-	-	2	2	0.00
2	10	BELL Benjamin	-	-	1	1	0.00
	3	MORROW Christopher	-	-	-	-	
	11	PERRY Luke	-	-	-	-	
	16	SMITH Luke Dwi Putra	-	-	-	-	
<b>Team Totals</b>			1	6	48	55	0.33

Team

Opponent Errors & Team Faults	18
-------------------------------	----

Timing and Results provided by  TISSOT



Match No: 49

### Match Statistics

статистика

Match Duration: 1h 18m  
Attendance: 700


BLR vs AUS  
3 0


Teams	Sets	1	2	3	Total
BLR	3	25	25	25	75
AUS	0	20	17	16	53
	Playing Time	23m	26m	23m	1h 12m


First Referee: WANG Jun (CHN)

Second Referee: GALL Jakub (CZE)


### AUS - Australia

Non-Scoring Dig	Rk	No	Name	Digs	Faults	Receptions	Total Attempts	Avg by Set	
	1	11	PERRY Luke	4	6	6	16	1.33	
	2	17	DOUGLAS-POWELL Thomas	3	2	5	10	1.00	
	3	13	WALKER Samuel	2	3	2	7	0.67	
	3	2	GUYMER Jacob	2	-	4	6	0.67	
	5	14	SUKOCHEV Grigory	-	3	7	10	0.00	
	5	15	McMullin Alexander	-	1	1	2	0.00	
	5	8	MILLERS Brad	-	-	1	1	0.00	
	5	10	BELL Benjamin	-	1	-	1	0.00	
		1	GRAHAM Beau	-	-	-	-	-	
		3	MORROW Christopher	-	-	-	-	-	
		4	STAPLES Max	-	-	-	-	-	
		16	SMITH Luke Dwi Putra	-	-	-	-	-	
		<b>Team Totals</b>			11	16	26	53	3.67

Non-Scoring Set	Rk	No	Name	Running Sets	Faults	Still Sets	Total Attempts	Avg by Set	
	1	14	SUKOCHEV Grigory	22	1	33	56	7.33	
	2	10	BELL Benjamin	3	-	8	11	1.00	
	3	11	PERRY Luke	2	-	5	7	0.67	
	4	17	DOUGLAS-POWELL Thomas	1	-	-	1	0.33	
	5	4	STAPLES Max	-	-	3	3	0.00	
		1	GRAHAM Beau	-	-	-	-	-	
		2	GUYMER Jacob	-	-	-	-	-	
		3	MORROW Christopher	-	-	-	-	-	
		8	MILLERS Brad	-	-	-	-	-	
		13	WALKER Samuel	-	-	-	-	-	
		15	McMullin Alexander	-	-	-	-	-	
		16	SMITH Luke Dwi Putra	-	-	-	-	-	
		<b>Team Totals</b>			28	1	49	78	9.33

Non-Scoring Reception	Rk	No	Name	Excellents	Faults	Serve Receptions	Total Attempts	Succ %	
	1	4	STAPLES Max	8	1	6	15	53.33	
	2	11	PERRY Luke	11	3	9	23	47.83	
	3	17	DOUGLAS-POWELL Thomas	5	-	8	13	38.46	
		15	McMullin Alexander	3	1	3	7	-	
		2	GUYMER Jacob	-	-	2	2	-	
		1	GRAHAM Beau	-	-	-	-	-	
		3	MORROW Christopher	-	-	-	-	-	
		8	MILLERS Brad	-	-	-	-	-	
		10	BELL Benjamin	-	-	-	-	-	
		13	WALKER Samuel	-	-	-	-	-	
		14	SUKOCHEV Grigory	-	-	-	-	-	
		16	SMITH Luke Dwi Putra	-	-	-	-	-	
		<b>Team Totals</b>			27	5	28	60	45.00

LEGEND  
Avg Average      Eff% Efficiency      Rk Rank      Succ% Success %

Timing and Results provided by  TISSOT



Match No: 50

**Start List**

Стартовый список

**MEX vs LAT**

First Referee: HO Tat Ming, Samuel (HKG)

Second Referee: TUBYLOV Alexander (RUS)

**MEX - Mexico**

No.	C/L	Name	Shirt Name	Height m / ft in	Weight kg / lbs	Highest Reach		Date of Birth	Tournament Totals				
						Spike cm	Block cm		Spike	Block	Serve	Total	%
1		VALDES Jesus	Valdes	1.88/6'2"	90/198	330	310	5 OCT 1990	46	5	3	54	22.04
3		TOVAR Eduardo	Tovar	1.86/6'1"	92/203	340	325	2 AUG 1988	24	2	1	27	11.02
4		PETRIS Martin Gilberto	Petris	1.94/6'4"	86/190	330	310	23 JUL 1990					
5		LIZARRAGA Efrain Guadalupe	Lizarraga	1.77/5'10"	75/165	308	300	12 DEC 1990					
7		BARAJAS Jorge Alejandro	Barajas	1.88/6'2"	83/183	309	300	7 MAY 1991	10	3	2	15	6.12
8		VARGAS OSORIO Daniel	Vargas	1.97/6'6"	95/209	340	325	1 SEP 1986	7	3		10	4.08
9		GUERRERO Ismael	Guerrero	2.04/6'8"	84/185	330	330	15 MAR 1988					
10	L	MEDINA David Raul	Medina	1.79/5'10"	75/165	309	300	4 DEC 1986					
11		ORELLANA Nestor	Orellana	1.95/6'5"	78/172	330	320	7 JAN 1992	41	2		43	17.55
12		ARANZUBIA Rodolfo	Aranzuba	1.75/5'9"	75/165	340	330	2 AUG 1988					
13		CORDOVA ARVIZU Samuel	Cordova	1.99/6'6"	89/196	345	335	13 MAR 1989	25	10	4	39	15.92
14	C	AGUILERA Tomas Alonso	Aguilera	2.02/6'8"	96/212	345	330	15 NOV 1988	50	5	2	57	23.27
<b>Head Coach</b> VALDEZ NIEBLA Jesus Edgar				<b>Assistant Coach</b> ARENAS Jesus Antonio									

Results in this  
Universiade

Phase	Opponent	Sets	Points per Set
Preliminary	CHI	3 - 1	25-22, 25-20, 19-25, 25-22
Preliminary	CAN	1 - 3	25-21, 26-28, 22-25, 18-25
Preliminary	CZE	1 - 3	20-25, 21-25, 26-24, 22-25
Preliminary	UAE	3 - 0	25-13, 27-25, 25-20


**LAT - Latvia**

No.	C/L	Name	Shirt Name	Height m / ft in	Weight kg / lbs	Highest Reach		Date of Birth	Tournament Totals				
						Spike cm	Block cm		Spike	Block	Serve	Total	%
1		JANSONS Martins		1.87/6'2"	82/181	325	315	10 MAR 1991					
3		VISOCKIS Vladimirs		1.95/6'5"	89/196	335	320	17 JUN 1994					
4		LIEPINS Janis		2.00/6'7"	98/216	312	332	19 FEB 1992	14	4	2	20	12.90
6		VORONKO Eriks		1.94/6'4"	86/190	336	321	31 DEC 1990	23	3	2	28	18.06
8	L	NIKOLAJEVS Sergejs		1.91/6'3"	85/187	325	315	8 FEB 1986					
9		TOCS Edgars		1.93/6'4"	88/194	345	330	29 NOV 1988	41	2	2	45	29.03
10		LAVRENOVS Dmitrijs		1.93/6'4"	81/179	325	320	12 AUG 1990					
11	C	PETROVS Deniss		1.88/6'2"	81/179	330	320	31 AUG 1986	5	1	4	10	6.45
13		CINNE Vitalijs		1.90/6'3"	96/212	335	320	2 AUG 1989	7	2	1	10	6.45
14		ZAVOROTNIJS Andrejs		1.95/6'5"	93/205	337	328	23 JUL 1985	21	1	4	26	16.77
15		SAMUILOVS Aleksandrs		2.00/6'7"	98/216	345	335	26 AUG 1989	6	1		7	4.52
17		AVDEJEVS Aleksandrs		1.98/6'6"	89/196	340	325	28 APR 1995	7	1	1	9	5.81
<b>Head Coach</b> GRUCISS Edgars				<b>Assistant Coach</b> LAKSA Ella									

Results in this  
Universiade

Phase	Opponent	Sets	Points per Set
Preliminary	UKR	0 - 3	19-25, 20-25, 14-25
Preliminary	JPN	0 - 3	17-25, 12-25, 25-27
Preliminary	THA	3 - 2	25-18, 23-25, 25-22, 18-25, 15-10

<b>LEGEND</b>	%	Percent of total team scoring	C	Team Captain	L	Libero Player
---------------	---	-------------------------------	---	--------------	---	---------------

Timing and Results provided by  **TISSOT**





Match No: 50

**Match Results**  
Результат / Отчет о матче

Match Duration: 1h 44m  
Attendance: 170

**MEX vs LAT**  
1 3

Teams	Sets	1	2	3	4	Total
MEX	1	19	20	25	21	85
LAT	3	25	25	20	25	95
	<b>Playing Time</b>	22m	26m	23m	24m	1h 35m

First Referee: HO Tat Ming, Samuel (HKG)

Second Referee: TUBYLOV Alexander (RUS)

MEX - Mexico								
No	C/L	Name	1	2	3	4	5	Pts
1		VALDES Jesus	2	2	3	2		14
3		TOVAR Eduardo	5	5	6	5		3
4		PETRIS Martin Gilberto						
5		LIZARRAGA Efrain Guadalupe	11		7	11		
7		BARAJAS Jorge Alejandro	1	1	2	1		5
8		VARGAS OSORIO Daniel	7		11	7		
9		GUERRERO Ismael						
10	L	MEDINA David Raul	L	L	L	L		
11		ORELLANA Nestor	4	4	5	4		12
12		ARANZUBIA Rodolfo	3	3		3		
13		CORDOVA ARVIZU Samuel	3	3	4	3		13
14	C	AGUILERA Tomas Alonso	6	6	1	6		15
<b>Head Coach</b>		VALDEZ NIEBLA Jesus Edgar						
<b>Assistant Coach</b>		ARENAS Jesus Antonio						

LAT - Latvia								
No	C/L	Name	1	2	3	4	5	Pts
1		JANSONS Martins			9			
3		VISOCKIS Vladimirs	4		4			
4		LIEPINS Janis	4	4	5	4		7
6		VORONKO Eriks	6	6	1	6		11
8	L	NIKOLAJEVs Sergejs	L	L	L	L		
9		TOCS Edgars	5	5	6	5		12
10		LAVRENOVS Dmitrijs			9			
11	C	PETROVS Deniss	2	2	3	2		6
13		CINNE Vitalijs			17	4	3	10
14		ZAVOROTNIJS Andrejs	1	1	2	1		8
15		SAMUILOVS Aleksandrs			11	11		1
17		AVDEJEVS Aleksandrs	3	3				2
<b>Head Coach</b>		SAVICKIS Edgars						
<b>Assistant Coach</b>		LAKSA Ella						

**TEAM AND PLAYER PERFORMANCES**

Won	Total Atts	No Name	Scoring Skills	Won	Total Atts	No Name
<b>49</b>	<b>112</b>	<b>Total Team</b>		<b>47</b>	<b>103</b>	<b>Total Team</b>
14	22	14 AGUILERA Tomas Alonso	<b>Spike</b>	11	20	6 VORONKO Eriks
12	31	1 VALDES Jesus		11	32	9 TOCS Edgars
11	27	11 ORELLANA Nestor		10	21	13 CINNE Vitalijs
<b>8</b>	<b>49</b>	<b>Total Team</b>	<b>Block</b>	<b>7</b>	<b>57</b>	<b>Total Team</b>
3	15	13 CORDOVA ARVIZU Samuel		3	21	4 LIEPINS Janis
1	6	11 ORELLANA Nestor		2	16	14 ZAVOROTNIJS Andrejs
1	5	1 VALDES Jesus	1	5	11 PETROVS Deniss	
<b>5</b>	<b>86</b>	<b>Total Team</b>	<b>Serve</b>	<b>3</b>	<b>94</b>	<b>Total Team</b>
2	17	7 BARAJAS Jorge Alejandro		2	24	11 PETROVS Deniss
1	18	3 TOVAR Eduardo		1	5	17 AVDEJEVS Aleksandrs
1	16	1 VALDES Jesus				
<b>23</b>		<b>Total Team</b>	<b>Opp Error</b>	<b>38</b>		<b>Total Team</b>
<b>85</b>	<b>247</b>	<b>Total Team</b>	<b>Total</b>	<b>95</b>	<b>254</b>	<b>Total Team</b>
<b>15</b>	<b>46</b>	14 AGUILERA Tomas Alonso	<b>Best Scorer</b>	<b>12</b>	<b>44</b>	9 TOCS Edgars

LEGEND			
Atts	Attempts	C	Team Captain
L	Libero player	L	Substitute libero
n	Starting line-up where n = starting position on court (i.e. positions 1 to 6)	nn	Substitute where nn = jersey number of out going player
Opp	Opponent	Pts	Points scored

Timing and Results provided by **TISSOT**



Match No: 50

Match Statistics  
статистика

Match Duration: 1h 44m  
Attendance: 170

MEX vs LAT  
1 3

Teams	Sets	1	2	3	4	Total
MEX	1	19	20	25	21	85
LAT	3	25	25	20	25	95
	Playing Time	22m	26m	23m	24m	1h 35m

First Referee: HO Tat Ming, Samuel (HKG)


Second Referee: TUBYLOV Alexander (RUS)

MEX - Mexico

Scoring Spike

Limit 15.00%

Rk	No	Name	Spikes	Faults	Shots	Total Attempts	Eff %
1	14	AGUILERA Tomas Alonso	14	2	6	22	54.55
2	13	CORDOVA ARVIZU Samuel	9	1	7	17	47.06
3	11	ORELLANA Nestor	11	6	10	27	18.52
4	1	VALDES Jesus	12	9	10	31	9.68
	3	TOVAR Eduardo	1	2	4	7	
	7	BARAJAS Jorge Alejandro	2	-	2	4	
	8	VARGAS OSORIO Daniel	-	2	1	3	
	5	LIZARRAGA Efrain Guadalupe	-	-	1	1	
	4	PETRIS Martin Gilberto	-	-	-	-	
	9	GUERRERO Ismael	-	-	-	-	
	10	MEDINA David Raul	-	-	-	-	
	12	ARANZUBIA Rodolfo	-	-	-	-	
<b>Team Totals</b>			49	22	41	112	24.11

Scoring Block


Rk	No	Name	Kill Blocks	Faults	Rebounds	Total Attempts	Avg by Set
1	13	CORDOVA ARVIZU Samuel	3	8	4	15	0.75
2	14	AGUILERA Tomas Alonso	1	6	5	12	0.25
2	11	ORELLANA Nestor	1	1	4	6	0.25
2	1	VALDES Jesus	1	2	2	5	0.25
2	3	TOVAR Eduardo	1	2	2	5	0.25
2	7	BARAJAS Jorge Alejandro	1	4	-	5	0.25
7	8	VARGAS OSORIO Daniel	-	1	-	1	0.00
	4	PETRIS Martin Gilberto	-	-	-	-	
	5	LIZARRAGA Efrain Guadalupe	-	-	-	-	
	9	GUERRERO Ismael	-	-	-	-	
	10	MEDINA David Raul	-	-	-	-	
	12	ARANZUBIA Rodolfo	-	-	-	-	
<b>Team Totals</b>			8	24	17	49	2.00

Scoring Service


Rk	No	Name	Aces	Faults	Serve Hits	Total Attempts	Avg by Set
1	7	BARAJAS Jorge Alejandro	2	5	10	17	0.50
2	3	TOVAR Eduardo	1	2	15	18	0.25
2	1	VALDES Jesus	1	4	11	16	0.25
2	13	CORDOVA ARVIZU Samuel	1	4	8	13	0.25
5	14	AGUILERA Tomas Alonso	-	1	11	12	0.00
5	11	ORELLANA Nestor	-	5	5	10	0.00
	4	PETRIS Martin Gilberto	-	-	-	-	
	5	LIZARRAGA Efrain Guadalupe	-	-	-	-	
	8	VARGAS OSORIO Daniel	-	-	-	-	
	9	GUERRERO Ismael	-	-	-	-	
	10	MEDINA David Raul	-	-	-	-	
	12	ARANZUBIA Rodolfo	-	-	-	-	
<b>Team Totals</b>			5	21	60	86	1.25

Team

Opponent Errors & Team Faults	23
-------------------------------	----



Match No: 50

**Match Statistics**  
статистика

Match Duration: 1h 44m  
Attendance: 170


**MEX vs LAT**  
1 3

Teams	Sets	1	2	3	4	Total
<b>MEX</b>	<b>1</b>	19	20	25	21	85
<b>LAT</b>	<b>3</b>	25	25	20	25	95
<b>Playing Time</b>		22m	26m	23m	24m	1h 35m


First Referee: HO Tat Ming, Samuel (HKG)

Second Referee: TUBYLOV Alexander (RUS)

**MEX - Mexico**

Non-Scoring Dig


Rk	No	Name	Digs	Faults	Receptions	Total Attempts	Avg by Set
1	11	ORELLANA Nestor	4	5	4	13	1.00
1	7	BARAJAS Jorge Alejandro	4	4	3	11	1.00
3	10	MEDINA David Raul	3	6	2	11	0.75
4	1	VALDES Jesus	2	3	2	7	0.50
4	14	AGUILERA Tomas Alonso	2	2	1	5	0.50
6	5	LIZARRAGA Efrain Guadalupe	1	-	1	2	0.25
7	3	TOVAR Eduardo	-	2	3	5	0.00
7	13	CORDOVA ARVIZU Samuel	-	-	2	2	0.00
7	12	ARANZUBIA Rodolfo	-	1	-	1	0.00
	4	PETRIS Martin Gilberto	-	-	-	-	-
	8	VARGAS OSORIO Daniel	-	-	-	-	-
	9	GUERRERO Ismael	-	-	-	-	-
<b>Team Totals</b>			16	23	18	57	4.00

Non-Scoring Set


Rk	No	Name	Running Sets	Faults	Still Sets	Total Attempts	Avg by Set
1	7	BARAJAS Jorge Alejandro	39	1	40	80	9.75
2	5	LIZARRAGA Efrain Guadalupe	5	-	2	7	1.25
3	10	MEDINA David Raul	3	-	8	11	0.75
4	14	AGUILERA Tomas Alonso	-	-	3	3	0.00
4	11	ORELLANA Nestor	-	-	2	2	0.00
4	3	TOVAR Eduardo	-	-	1	1	0.00
4	8	VARGAS OSORIO Daniel	-	-	1	1	0.00
4	13	CORDOVA ARVIZU Samuel	-	-	1	1	0.00
4	12	ARANZUBIA Rodolfo	-	1	-	1	0.00
	1	VALDES Jesus	-	-	-	-	-
	4	PETRIS Martin Gilberto	-	-	-	-	-
	9	GUERRERO Ismael	-	-	-	-	-
<b>Team Totals</b>			47	2	58	107	11.75

Non-Scoring Reception

<b>Limit</b> 25.00%

Rk	No	Name	Excellents	Faults	Serve Receptions	Total Attempts	Succ %
1	10	MEDINA David Raul	21	-	9	30	70.00
2	1	VALDES Jesus	10	1	11	22	45.45
	3	TOVAR Eduardo	7	1	7	15	-
	12	ARANZUBIA Rodolfo	10	1	1	12	-
	4	PETRIS Martin Gilberto	-	-	-	-	-
	5	LIZARRAGA Efrain Guadalupe	-	-	-	-	-
	7	BARAJAS Jorge Alejandro	-	-	-	-	-
	8	VARGAS OSORIO Daniel	-	-	-	-	-
	9	GUERRERO Ismael	-	-	-	-	-
	11	ORELLANA Nestor	-	-	-	-	-
	13	CORDOVA ARVIZU Samuel	-	-	-	-	-
	14	AGUILERA Tomas Alonso	-	-	-	-	-
<b>Team Totals</b>			48	3	28	79	60.76



Match No: 50

Match Statistics  
статистика

Match Duration: 1h 44m  
Attendance: 170

MEX vs LAT  
1 3

Teams	Sets	1	2	3	4	Total
MEX	1	19	20	25	21	85
LAT	3	25	25	20	25	95
Playing Time		22m	26m	23m	24m	1h 35m

First Referee: HO Tat Ming, Samuel (HKG)


Second Referee: TUBYLOV Alexander (RUS)

LAT - Latvia


Scoring Spike

Limit 15.00%

Rk	No	Name	Spikes	Faults	Shots	Total Attempts	Eff %
1	6	VORONKO Eriks	11	2	7	20	45.00
2	13	CINNE Vitalijs	10	1	10	21	42.86
3	9	TOCS Edgars	11	6	15	32	15.63
	14	ZAVOROTNIJS Andrejs	6	2	2	10	
	4	LIEPINS Janis	4	2	2	8	
	17	AVDEJEVS Aleksandrs	1	2	2	5	
	15	SAMUILOVS Aleksandrs	1	3	-	4	
	11	PETROVS Deniss	3	-	-	3	
	1	JANSONS Martins	-	-	-	-	
	3	VISOCKIS Vladimirs	-	-	-	-	
	8	NIKOLAJEVs Sergejs	-	-	-	-	
	10	LAVRENOVS Dmitrijs	-	-	-	-	
Team Totals			47	18	38	103	28.16

Scoring Block



Rk	No	Name	Kill Blocks	Faults	Rebounds	Total Attempts	Avg by Set
1	4	LIEPINS Janis	3	10	8	21	0.75
2	14	ZAVOROTNIJS Andrejs	2	9	5	16	0.50
3	11	PETROVS Deniss	1	1	3	5	0.25
3	9	TOCS Edgars	1	1	-	2	0.25
5	6	VORONKO Eriks	-	5	1	6	0.00
5	15	SAMUILOVS Aleksandrs	-	1	2	3	0.00
5	17	AVDEJEVS Aleksandrs	-	-	2	2	0.00
5	13	CINNE Vitalijs	-	1	1	2	0.00
	1	JANSONS Martins	-	-	-	-	
	3	VISOCKIS Vladimirs	-	-	-	-	
	8	NIKOLAJEVs Sergejs	-	-	-	-	
	10	LAVRENOVS Dmitrijs	-	-	-	-	
Team Totals			7	28	22	57	1.75

Scoring Service


Rk	No	Name	Aces	Faults	Serve Hits	Total Attempts	Avg by Set
1	11	PETROVS Deniss	2	3	19	24	0.50
2	17	AVDEJEVS Aleksandrs	1	3	1	5	0.25
3	6	VORONKO Eriks	-	-	15	15	0.00
3	14	ZAVOROTNIJS Andrejs	-	2	13	15	0.00
3	13	CINNE Vitalijs	-	1	11	12	0.00
3	9	TOCS Edgars	-	1	9	10	0.00
3	4	LIEPINS Janis	-	-	9	9	0.00
3	3	VISOCKIS Vladimirs	-	-	2	2	0.00
3	10	LAVRENOVS Dmitrijs	-	-	1	1	0.00
3	1	JANSONS Martins	-	1	-	1	0.00
	8	NIKOLAJEVs Sergejs	-	-	-	-	
	15	SAMUILOVS Aleksandrs	-	-	-	-	
Team Totals			3	11	80	94	0.75

Team

Opponent Errors & Team Faults	38
-------------------------------	----

Timing and Results provided by  TISSOT



SAT 13 JUL 2013  
15:00  
16:44

Match No: 50

Match Statistics  
статистика

Match Duration: 1h 44m  
Attendance: 170


MEX vs LAT  
1 3

Teams	Sets	1	2	3	4	Total
MEX	1	19	20	25	21	85
LAT	3	25	25	20	25	95
Playing Time		22m	26m	23m	24m	1h 35m

First Referee: HO Tat Ming, Samuel (HKG)

Second Referee: TUBYLOV Alexander (RUS)

LAT - Latvia

Non-Scoring Dig


Rk	No	Name	Digs	Faults	Receptions	Total Attempts	Avg by Set
1	8	NIKOLAJEVs Sergejs	10	6	5	21	2.50
2	9	TOCS Edgars	4	3	1	8	1.00
3	6	VORONKO Eriks	3	2	6	11	0.75
3	13	CINNE Vitalijs	3	2	2	7	0.75
3	11	PETROVS Deniss	3	3	1	7	0.75
3	14	ZAVOROTNIJS Andrejs	3	-	-	3	0.75
7	17	AVDEJEVS Aleksandrs	1	-	2	3	0.25
8	4	LIEPINS Janis	-	5	2	7	0.00
8	10	LAVRENOVS Dmitrijs	-	1	2	3	0.00
	1	JANSONS Martins	-	-	-	-	-
	3	VISOCKIS Vladimirs	-	-	-	-	-
	15	SAMUILOVS Aleksandrs	-	-	-	-	-
Team Totals			27	22	21	70	6.75

Non-Scoring Set



Rk	No	Name	Running Sets	Faults	Still Sets	Total Attempts	Avg by Set
1	11	PETROVS Deniss	37	1	40	78	9.25
2	10	LAVRENOVS Dmitrijs	4	-	3	7	1.00
3	8	NIKOLAJEVs Sergejs	1	-	3	4	0.25
3	1	JANSONS Martins	1	-	1	2	0.25
3	6	VORONKO Eriks	1	-	1	2	0.25
6	4	LIEPINS Janis	-	-	4	4	0.00
6	14	ZAVOROTNIJS Andrejs	-	-	1	1	0.00
6	15	SAMUILOVS Aleksandrs	-	-	1	1	0.00
	3	VISOCKIS Vladimirs	-	-	-	-	-
	9	TOCS Edgars	-	-	-	-	-
	13	CINNE Vitalijs	-	-	-	-	-
	17	AVDEJEVS Aleksandrs	-	-	-	-	-
Team Totals			44	1	54	99	11.00

Non-Scoring Reception

Limit 25.00%

Rk	No	Name	Excellents	Faults	Serve Receptions	Total Attempts	Succ %
1	6	VORONKO Eriks	15	1	5	21	71.43
2	8	NIKOLAJEVs Sergejs	17	2	9	28	60.71
	13	CINNE Vitalijs	6	-	2	8	
	17	AVDEJEVS Aleksandrs	3	1	2	6	
	11	PETROVS Deniss	-	-	1	1	
	15	SAMUILOVS Aleksandrs	-	1	-	1	
	1	JANSONS Martins	-	-	-	-	
	3	VISOCKIS Vladimirs	-	-	-	-	
	4	LIEPINS Janis	-	-	-	-	
	9	TOCS Edgars	-	-	-	-	
	10	LAVRENOVS Dmitrijs	-	-	-	-	
	14	ZAVOROTNIJS Andrejs	-	-	-	-	
Team Totals			41	5	19	65	63.08

LEGEND Avg Average Eff% Efficiency Rk Rank Succ% Success %

Timing and Results provided by  TISSOT





Match No: 56

### Start List

Стартовый список

## UKR vs CAN

First Referee: KANG Joo Hee (KOR)

Second Referee: KNIZHNIKOV Nikolay (RUS)

### UKR - Ukraine

No.	C/L	Name	Shirt Name	Height m / ft in	Weight kg / lbs	Highest Reach		Date of Birth	Tournament Totals				
						Spike cm	Block cm		Spike	Block	Serve	Total	%
1		PIUN Kyrylo	Piun	2.14/7'0"	107/236	365	350	10 MAY 1989	22	6	1	29	13.55
3	C	STOROZHYLOV Dmytro	Storozhylo	1.98/6'6"	92/203	340	330	1 JUN 1986	4	6	1	11	5.14
4		KLYAMAR Oleksiy	Klyamar	1.92/6'4"	86/190	340	320	11 APR 1987	20	2	5	27	12.62
5		ZHUMATIY Oleksandr	Zhumatii	1.93/6'4"	90/198	350	330	3 APR 1988	32	4	1	37	17.29
6	L	PRYKHODKO Roman	Prykhodko	1.95/6'5"	90/198	320	320	28 MAR 1985					
7		SHORKIN Dmytro	Shorkin	1.90/6'3"	90/198	340	320	16 DEC 1989		1		1	0.47
8		TUPCHII Andrii	Tupchii	2.02/6'8"	96/212	350	335	14 NOV 1986	16	3	1	20	9.35
9		DMYTRIIEV Oleksandr	Dmytriiev	1.98/6'6"	90/198	350	335	20 JUL 1987	1			1	0.47
10		YUSHKEVYCH Ruslan	Yushkevych	2.00/6'7"	98/216	350	335	22 AUG 1985	1			1	0.47
11		MOROZ Mykola	Moroz	2.04/6'8"	88/194	350	330	19 DEC 1992	4			4	1.87
13		RIABUKHA Kostiantyn	Riabukha	2.03/6'8"	100/220	355	330	29 APR 1988	16	10	2	28	13.08
14		IERESHCHENKO Ian	Iereshchen	1.97/6'6"	83/183	360	340	6 APR 1990	46	5	4	55	25.70
<b>Head Coach</b> SKRYPKA Sergii				<b>Assistant Coach</b> PASAZHIN Mykola									

#### Results in this Universiade

Phase	Opponent	Sets	Points per Set
Preliminary	LAT	3 - 0	25-19, 25-20, 25-14
Preliminary	THA	3 - 1	27-25, 25-15, 21-25, 25-23
Preliminary	JPN	3 - 2	23-25, 25-21, 21-25, 25-20, 20-18

### CAN - Canada

No.	C/L	Name	Shirt Name	Height m / ft in	Weight kg / lbs	Highest Reach		Date of Birth	Tournament Totals				
						Spike cm	Block cm		Spike	Block	Serve	Total	%
1	L	NIERODA Derek Grahame	Nieroda	1.85/6'1"	80/176	328	307	24 APR 1990					
2		HOAG Nicholas	N. Hoag	2.00/6'7"	92/203	347	320	19 AUG 1992	51	3	4	58	23.48
3	C	HOWATSON Marc Andrew	Howatson	1.98/6'6"	82/181	345	311	8 APR 1989	5	3	2	10	4.05
4		MCLEAN Braden David Bruce	McLean	2.03/6'8"	108/238	361	335	22 MAY 1991	17	9	3	29	11.74
6		JANSEN VANDOORN Daniel	J. VanDoorn	2.02/6'8"	97/214	357	333	21 MAR 1990	9	7		16	6.48
8		DEMAN Colton Gordon Gerard	deMan	1.93/6'4"	89/196	353	326	15 AUG 1990	3	1		4	1.62
9		BLANKENAU Jay Michael	Blankenau	1.93/6'4"	91/201	332	309	27 SEP 1989	6	4	2	12	4.86
10		MARSHALL Steven James Douglas	Marshall	1.90/6'3"	85/187	347	320	23 NOV 1989	32	8	1	41	16.60
12		VANBERKEL Lucas Joshua	Van Berkel	2.06/6'9"	106/234	351	325	29 NOV 1991	18	12		30	12.15
14		HOAG Christopher	C. Hoag	1.92/6'4"	84/185	337	315	3 SEP 1988	31	4	8	43	17.41
15		SANDERS Tyler James	Sanders	1.90/6'3"	84/185	329	311	14 DEC 1991			1	1	0.40
19		VOTH Christopher Henry Landon	Voth	1.95/6'5"	80/176	348	319	27 SEP 1990	3			3	1.21
<b>Head Coach</b> MCKAY Lawrence				<b>Assistant Coach</b> KOZAMERNIK Tilen									

#### Results in this Universiade

Phase	Opponent	Sets	Points per Set
Preliminary	UAE	3 - 0	25-14, 25-16, 25-16
Preliminary	MEX	3 - 1	21-25, 28-26, 25-22, 25-18
Preliminary	CHI	1 - 3	20-25, 25-19, 17-25, 22-25
Preliminary	CZE	3 - 1	26-24, 25-14, 21-25, 25-17

LEGEND			
%	Percent of total team scoring	C	Team Captain
L	Libero Player		

Timing and Results provided by  TISSOT



Match No: 56

### Match Results

Результат / Отчет о матче

Match Duration: 1h 25m  
Attendance: 1060

**UKR vs CAN**  
3 0

Teams	Sets	1	2	3	Total
UKR	3	25	25	25	75
CAN	0	21	23	23	67
Playing Time		23m	27m	29m	1h 19m

First Referee: KANG Joo Hee (KOR)

Second Referee: KNIZHNIKOV Nikolay (RUS)

UKR - Ukraine									
No	C/L	Name	1	2	3	4	5	Pts	
1		PIUN Kyrylo	4	4				1	
3	C	STOROZHLOV Dmytro	2	2	3			1	
4		KLYAMAR Oleksiy	6	6	1			14	
5		ZHUMATII Oleksandr	5	5	6			13	
6	L	PRYKHODKO Roman	L	L	L				
7		SHORKIN Dmytro							
8		TUPCHII Andrii			3			3	
9		DMYTRIIEV Oleksandr			5				
10		YUSHKEVYCH Ruslan		1	5				
11		MOROZ Mykola							
13		RIABUKHA Kostiantyn	1	1	2			6	
14		IERESHCHENKO Ian	3	3	4			18	
Head Coach		SKRYPKA Sergii							
Assistant Coach		PASAZHIN Mykola							

CAN - Canada									
No	C/L	Name	1	2	3	4	5	Pts	
1	L	NIERODA Derek Grahame	L	L	L				
2		HOAG Nicholas	5	4	5			15	
3	C	HOWATSON Marc Andrew	14	5	6			6	
4		MCLEAN Braden David Bruce	1	6	1			7	
6		JANSEN VANDOORN Daniel	12						
8		DEMAN Colton Gordon Gerard	9	9	9			2	
9		BLANKENAU Jay Michael	2	1	2				
10		MARSHALL Steven James Douglas	3	2	3			15	
12		VANBERKEL Lucas Joshua	4	3	4			9	
14		HOAG Christopher	6		10				
15		SANDERS Tyler James	2	2	2				
19		VOTH Christopher Henry Landon							
Head Coach		MCKAY Lawrence							
Assistant Coach		KOZAMERNIK Tilen							

### TEAM AND PLAYER PERFORMANCES

Won	Total Atts	No Name	Scoring Skills	Won	Total Atts	No Name
46	106	<b>Total Team</b>		45	105	<b>Total Team</b>
15	27	14 IERESHCHENKO Ian	Spike	15	33	2 HOAG Nicholas
12	27	4 KLYAMAR Oleksiy		14	25	10 MARSHALL Steven James Douglas
12	31	5 ZHUMATII Oleksandr		6	20	3 HOWATSON Marc Andrew
7	50	<b>Total Team</b>	Block	9	52	<b>Total Team</b>
3	8	14 IERESHCHENKO Ian		6	19	12 VANBERKEL Lucas Joshua
3	10	13 RIABUKHA Kostiantyn		2	15	4 MCLEAN Braden David Bruce
1	5	4 KLYAMAR Oleksiy	Serve	1	4	10 MARSHALL Steven James Douglas
3	73	<b>Total Team</b>			69	<b>Total Team</b>
1	10	5 ZHUMATII Oleksandr				
1	14	4 KLYAMAR Oleksiy	Opp Error	13		<b>Total Team</b>
1	14	13 RIABUKHA Kostiantyn			67	<b>Total Team</b>
19		<b>Total Team</b>				
75	229	<b>Total Team</b>	Total	67	226	<b>Total Team</b>
18	46	14 IERESHCHENKO Ian		Best Scorer	15	42

#### LEGEND

Atts Attempts  
L Libero player  
n Starting line-up where n = starting position on court (i.e. positions 1 to 6)  
Opp Opponent

C Team Captain  
L Substitute libero  
nn Substitute where nn = jersey number of out going player  
Pts Points scored

Timing and Results provided by TISSOT



Match No: 56

### Match Statistics

статистика

Match Duration: 1h 25m  
Attendance: 1060

UKR vs CAN  
3 0

Teams	Sets	1	2	3	Total
UKR	3	25	25	25	75
CAN	0	21	23	23	67
Playing Time		23m	27m	29m	1h 19m

First Referee: KANG Joo Hee (KOR)

Second Referee: KNIZHNIKOV Nikolay (RUS)

### UKR - Ukraine

Scoring Spike

Limit 15.00%

Rk	No	Name	Spikes	Faults	Shots	Total Attempts	Eff %
1	4	KLYAMAR Oleksiy	12	1	14	27	40.74
1	14	IERESHCHENKO Ian	15	4	8	27	40.74
3	5	ZHUMATII Oleksandr	12	5	14	31	22.58
	8	TUPCHII Andrii	3	3	1	7	
	1	PIUN Kyrylo	1	2	3	6	
	13	RIABUKHA Kostiantyn	2	-	3	5	
	3	STOROZHYLOV Dmytro	1	-	1	2	
	6	PRYKHODKO Roman	-	-	1	1	
	7	SHORKIN Dmytro	-	-	-	-	
	9	DMYTRIIEV Oleksandr	-	-	-	-	
	10	YUSHKEVYCH Ruslan	-	-	-	-	
	11	MOROZ Mykola	-	-	-	-	
Team Totals			46	15	45	106	29.25

Scoring Block


Rk	No	Name	Kill Blocks	Faults	Rebounds	Total Attempts	Avg by Set
1	13	RIABUKHA Kostiantyn	3	3	4	10	1.00
1	14	IERESHCHENKO Ian	3	2	3	8	1.00
3	4	KLYAMAR Oleksiy	1	2	2	5	0.33
4	5	ZHUMATII Oleksandr	-	3	9	12	0.00
4	10	YUSHKEVYCH Ruslan	-	3	5	8	0.00
4	3	STOROZHYLOV Dmytro	-	4	1	5	0.00
4	1	PIUN Kyrylo	-	-	1	1	0.00
4	8	TUPCHII Andrii	-	-	1	1	0.00
	6	PRYKHODKO Roman	-	-	-	-	
	7	SHORKIN Dmytro	-	-	-	-	
	9	DMYTRIIEV Oleksandr	-	-	-	-	
	11	MOROZ Mykola	-	-	-	-	
Team Totals			7	17	26	50	2.33

Scoring Service


Rk	No	Name	Aces	Faults	Serve Hits	Total Attempts	Avg by Set
1	4	KLYAMAR Oleksiy	1	1	12	14	0.33
1	13	RIABUKHA Kostiantyn	1	1	12	14	0.33
1	5	ZHUMATII Oleksandr	1	-	9	10	0.33
4	14	IERESHCHENKO Ian	-	2	9	11	0.00
4	3	STOROZHYLOV Dmytro	-	1	8	9	0.00
4	10	YUSHKEVYCH Ruslan	-	1	6	7	0.00
4	1	PIUN Kyrylo	-	1	5	6	0.00
4	8	TUPCHII Andrii	-	-	1	1	0.00
4	9	DMYTRIIEV Oleksandr	-	-	1	1	0.00
	6	PRYKHODKO Roman	-	-	-	-	
	7	SHORKIN Dmytro	-	-	-	-	
	11	MOROZ Mykola	-	-	-	-	
Team Totals			3	7	63	73	1.00

Team

Opponent Errors & Team Faults	19
-------------------------------	----

Timing and Results provided by  TISSOT



Match No: 56

### Match Statistics

статистика

Match Duration: 1h 25m  
Attendance: 1060


UKR vs CAN  
3 0

Teams	Sets	1	2	3	Total
UKR	3	25	25	25	75
CAN	0	21	23	23	67
	Playing Time	23m	27m	29m	1h 19m


First Referee: KANG Joo Hee (KOR)

Second Referee: KNIZHNIKOV Nikolay (RUS)

### UKR - Ukraine

Non-Scoring Dig


Rk	No	Name	Digs	Faults	Receptions	Total Attempts	Avg by Set
1	6	PRYKHODKO Roman	5	7	4	16	1.67
2	4	KLYAMAR Oleksiy	3	3	6	12	1.00
2	14	IERESHCHENKO Ian	3	-	6	9	1.00
4	5	ZHUMATII Oleksandr	1	2	3	6	0.33
4	13	RIABUKHA Kostiantyn	1	-	3	4	0.33
6	3	STOROZHLOV Dmytro	-	3	7	10	0.00
6	1	PIUN Kyrylo	-	-	2	2	0.00
6	10	YUSHKEVYCH Ruslan	-	1	1	2	0.00
6	9	DMYTRIIEV Oleksandr	-	-	1	1	0.00
	7	SHORKIN Dmytro	-	-	-	-	-
	8	TUPCHII Andrii	-	-	-	-	-
	11	MOROZ Mykola	-	-	-	-	-
<b>Team Totals</b>			13	16	33	62	4.33

Non-Scoring Set


Rk	No	Name	Running Sets	Faults	Still Sets	Total Attempts	Avg by Set
1	3	STOROZHLOV Dmytro	29	-	32	61	9.67
2	9	DMYTRIIEV Oleksandr	7	-	6	13	2.33
3	14	IERESHCHENKO Ian	5	-	1	6	1.67
4	6	PRYKHODKO Roman	2	-	9	11	0.67
5	10	YUSHKEVYCH Ruslan	1	-	-	1	0.33
6	4	KLYAMAR Oleksiy	-	-	2	2	0.00
6	5	ZHUMATII Oleksandr	-	-	1	1	0.00
	1	PIUN Kyrylo	-	-	-	-	-
	7	SHORKIN Dmytro	-	-	-	-	-
	8	TUPCHII Andrii	-	-	-	-	-
	11	MOROZ Mykola	-	-	-	-	-
	13	RIABUKHA Kostiantyn	-	-	-	-	-
<b>Team Totals</b>			44		51	95	14.67

Non-Scoring Reception

<b>Limit</b> 25.00%

Rk	No	Name	Excellents	Faults	Serve Receptions	Total Attempts	Succ %
1	6	PRYKHODKO Roman	5	-	12	17	29.41
2	14	IERESHCHENKO Ian	7	-	19	26	26.92
	4	KLYAMAR Oleksiy	3	-	8	11	
	3	STOROZHLOV Dmytro	-	-	1	1	
	13	RIABUKHA Kostiantyn	-	-	1	1	
	1	PIUN Kyrylo	-	-	-	-	
	5	ZHUMATII Oleksandr	-	-	-	-	
	7	SHORKIN Dmytro	-	-	-	-	
	8	TUPCHII Andrii	-	-	-	-	
	9	DMYTRIIEV Oleksandr	-	-	-	-	
	10	YUSHKEVYCH Ruslan	-	-	-	-	
	11	MOROZ Mykola	-	-	-	-	
<b>Team Totals</b>			15		41	56	26.79



Match No: 56

### Match Statistics

статистика

Match Duration: 1h 25m  
Attendance: 1060

UKR vs CAN  
3 0

Teams	Sets	1	2	3	Total
UKR	3	25	25	25	75
CAN	0	21	23	23	67
	Playing Time	23m	27m	29m	1h 19m

First Referee: KANG Joo Hee (KOR)


Second Referee: KNIZHNIKOV Nikolay (RUS)

### CAN - Canada


Scoring Spike

Limit 15.00%

Rk	No	Name	Spikes	Faults	Shots	Total Attempts	Eff %
1	10	MARSHALL Steven James Douglas	14	3	8	25	44.00
2	3	HOWATSON Marc Andrew	6	-	14	20	30.00
3	2	HOAG Nicholas	15	7	11	33	24.24
	4	MCLEAN Braden David Bruce	5	-	2	7	
	12	VANBERKEL Lucas Joshua	3	-	4	7	
	8	DEMAN Colton Gordon Gerard	2	-	4	6	
	14	HOAG Christopher	-	2	3	5	
	9	BLANKENAU Jay Michael	-	-	2	2	
	1	NIERODA Derek Grahame	-	-	-	-	
	6	JANSEN VANDOORN Daniel	-	-	-	-	
	15	SANDERS Tyler James	-	-	-	-	
	19	VOTH Christopher Henry Landon	-	-	-	-	
<b>Team Totals</b>			45	12	48	105	31.43

Scoring Block



Rk	No	Name	Kill Blocks	Faults	Rebounds	Total Attempts	Avg by Set
1	12	VANBERKEL Lucas Joshua	6	10	3	19	2.00
2	4	MCLEAN Braden David Bruce	2	8	5	15	0.67
3	10	MARSHALL Steven James Douglas	1	2	1	4	0.33
4	3	HOWATSON Marc Andrew	-	2	3	5	0.00
4	9	BLANKENAU Jay Michael	-	2	2	4	0.00
4	2	HOAG Nicholas	-	-	2	2	0.00
4	14	HOAG Christopher	-	-	1	1	0.00
4	1	NIERODA Derek Grahame	-	1	-	1	0.00
4	8	DEMAN Colton Gordon Gerard	-	1	-	1	0.00
	6	JANSEN VANDOORN Daniel	-	-	-	-	
	15	SANDERS Tyler James	-	-	-	-	
	19	VOTH Christopher Henry Landon	-	-	-	-	
<b>Team Totals</b>			9	26	17	52	3.00

Scoring Service


Rk	No	Name	Aces	Faults	Serve Hits	Total Attempts	Avg by Set
1	4	MCLEAN Braden David Bruce	-	1	14	15	0.00
1	12	VANBERKEL Lucas Joshua	-	-	12	12	0.00
1	9	BLANKENAU Jay Michael	-	2	7	9	0.00
1	10	MARSHALL Steven James Douglas	-	4	5	9	0.00
1	3	HOWATSON Marc Andrew	-	1	7	8	0.00
1	2	HOAG Nicholas	-	3	4	7	0.00
1	14	HOAG Christopher	-	-	3	3	0.00
1	15	SANDERS Tyler James	-	-	3	3	0.00
1	8	DEMAN Colton Gordon Gerard	-	1	2	3	0.00
	1	NIERODA Derek Grahame	-	-	-	-	
	6	JANSEN VANDOORN Daniel	-	-	-	-	
	19	VOTH Christopher Henry Landon	-	-	-	-	
<b>Team Totals</b>				12	57	69	0.00

Team

Opponent Errors & Team Faults	13
-------------------------------	----

Timing and Results provided by  TISSOT





Match No: 56

### Match Statistics

статистика

Match Duration: 1h 25m  
Attendance: 1060


UKR vs CAN  
3 0

Teams	Sets	1	2	3	Total
UKR	3	25	25	25	75
CAN	0	21	23	23	67
	Playing Time	23m	27m	29m	1h 19m

First Referee: KANG Joo Hee (KOR)

Second Referee: KNIZHNIKOV Nikolay (RUS)

### CAN - Canada

Non-Scoring Dig


Rk	No	Name	Digs	Faults	Receptions	Total Attempts	Avg by Set
1	1	NIERODA Derek Grahame	4	2	7	13	1.33
2	9	BLANKENAU Jay Michael	1	1	6	8	0.33
2	15	SANDERS Tyler James	1	1	2	4	0.33
2	4	MCLEAN Braden David Bruce	1	-	2	3	0.33
5	3	HOWATSON Marc Andrew	-	2	3	5	0.00
5	10	MARSHALL Steven James Douglas	-	2	3	5	0.00
5	12	VANBERKEL Lucas Joshua	-	-	4	4	0.00
5	2	HOAG Nicholas	-	-	3	3	0.00
5	14	HOAG Christopher	-	-	1	1	0.00
	6	JANSEN VANDOORN Daniel	-	-	-	-	
	8	DEMAN Colton Gordon Gerard	-	-	-	-	
	19	VOTH Christopher Henry Landon	-	-	-	-	
<b>Team Totals</b>			7	8	31	46	2.33

Non-Scoring Set



Rk	No	Name	Running Sets	Faults	Still Sets	Total Attempts	Avg by Set
1	9	BLANKENAU Jay Michael	27	1	34	62	9.00
2	15	SANDERS Tyler James	8	-	8	16	2.67
3	4	MCLEAN Braden David Bruce	2	-	6	8	0.67
3	12	VANBERKEL Lucas Joshua	2	-	1	3	0.67
3	1	NIERODA Derek Grahame	2	-	-	2	0.67
6	3	HOWATSON Marc Andrew	1	-	1	2	0.33
6	8	DEMAN Colton Gordon Gerard	1	-	-	1	0.33
8	10	MARSHALL Steven James Douglas	-	-	2	2	0.00
8	2	HOAG Nicholas	-	-	1	1	0.00
8	14	HOAG Christopher	-	-	1	1	0.00
	6	JANSEN VANDOORN Daniel	-	-	-	-	
	19	VOTH Christopher Henry Landon	-	-	-	-	
<b>Team Totals</b>			43	1	54	98	14.33

Non-Scoring Reception

<b>Limit</b> 25.00%

Rk	No	Name	Excellents	Faults	Serve Receptions	Total Attempts	Succ %
1	3	HOWATSON Marc Andrew	9	-	20	29	31.03
2	10	MARSHALL Steven James Douglas	1	-	15	16	6.25
	1	NIERODA Derek Grahame	1	-	10	11	
	14	HOAG Christopher	-	1	5	6	
	2	HOAG Nicholas	-	-	1	1	
	4	MCLEAN Braden David Bruce	-	-	-	-	
	6	JANSEN VANDOORN Daniel	-	-	-	-	
	8	DEMAN Colton Gordon Gerard	-	-	-	-	
	9	BLANKENAU Jay Michael	-	-	-	-	
	12	VANBERKEL Lucas Joshua	-	-	-	-	
	15	SANDERS Tyler James	-	-	-	-	
	19	VOTH Christopher Henry Landon	-	-	-	-	
<b>Team Totals</b>			11	1	51	63	17.46

LEGEND Avg Average Eff% Efficiency Rk Rank Succ% Success %

Timing and Results provided by  TISSOT



Match No: 51

### Start List

Стартовый список

## SUI vs EST

First Referee: BERDNIKOV Maxim (RUS)

Second Referee: BAJCI Peter (SVK)

### SUI - Switzerland

No.	C/L	Name	Shirt Name	Height m / ft in	Weight kg / lbs	Highest Reach		Date of Birth	Tournament Totals				
						Spike cm	Block cm		Spike	Block	Serve	Total	%
1		STEIGMEIER Sebastien		2.00/6'7"	100/220	358	330	5 JUL 1989	78	5	12	95	31.88
3		GIGER Reto		1.94/6'4"	82/181	340	310	5 AUG 1991	3	5	4	12	4.03
4		WALZER Marc		1.99/6'6"	85/187	340	320	2 MAR 1990	20	5	4	29	9.73
5		WETZEL Elias		1.95/6'5"	88/194	346	319	12 MAY 1993	9		1	10	3.36
7		BALDY-MOULINIER Nicolas Christoph		1.94/6'4"	89/196	335	315	14 MAR 1989	5	2	2	9	3.02
11		BRUEHWILER Roman		1.88/6'2"	80/176	340	315	14 AUG 1987	33	8	2	43	14.43
12		HAENGGI Christoph		1.94/6'4"	80/176	340	315	18 JUL 1993	19	12	4	35	11.74
14	C	CARREL Julien		1.88/6'2"	72/159	330	310	19 JUL 1988	3	3	4	10	3.36
15	L	VAUTIER Joris		1.81/5'11"	67/148	315	305	12 JUN 1990					
16		BRANDER Fabian		1.96/6'5"	82/181	345	322	16 APR 1987	25	1	2	28	9.40
17		EHRAT Samuel		2.00/6'7"	81/179	345	320	20 APR 1992	11	4		15	5.03
18		CHANDON Yohan		1.90/6'3"	81/179	330	305	24 AUG 1988	9	2	1	12	4.03

Head Coach BETTELLO Dario

Assistant Coach DUFAUX Michel

#### Results in this Universiade

Phase	Opponent	Sets	Points per Set
Preliminary	AUS	3 - 2	24-26, 25-22, 25-18, 22-25, 15-10
Preliminary	POL	0 - 3	17-25, 19-25, 17-25
Preliminary	CHN	3 - 1	28-30, 25-21, 25-18, 25-15
Preliminary	BRA	1 - 3	23-25, 21-25, 25-21, 14-25
Preliminary	MAC	3 - 0	25-13, 25-13, 25-11

### EST - Estonia

No.	C/L	Name	Shirt Name	Height m / ft in	Weight kg / lbs	Highest Reach		Date of Birth	Tournament Totals				
						Spike cm	Block cm		Spike	Block	Serve	Total	%
1		TAMMEMAA Timo	TAMMEMAA	2.00/6'7"	92/203	340	320	18 NOV 1991	10	3	2	15	6.07
2		KEEL Martti	KEEL	1.89/6'2"	86/190	310	295	30 JAN 1992	4	3	2	9	3.64
6		JUHKAMI Martti	JUHKAMI	1.95/6'5"	91/201	335	315	6 JUN 1988	37	6	4	47	19.03
7		ORAV Oliver	ORAV	1.89/6'2"	77/170	330	300	31 AUG 1995	7			7	2.83
8	C	NOLVAK Kusti	NOLVAK	1.89/6'2"	83/183	322	315	6 NOV 1991	4	2	1	7	2.83
10		ROSENBLATT Martti	ROSENBLATT	1.98/6'6"	90/198	341	321	29 DEC 1987	18	1		19	7.69
12		KIVISILD Meelis	KIVISILD	1.99/6'6"	90/198	332	317	28 JUL 1990	13	3	3	19	7.69
13		RAADIK Andrus	RAADIK	1.96/6'5"	97/214	330	303	19 OCT 1986	16	1		17	6.88
15		KORESAAR Kardo	KORESAAR	2.00/6'7"	99/218	340	320	24 APR 1987	15			15	6.07
16	L	JARVEKULG Edgar	JARVEKULG	1.84/6'0"	77/170	315	293	12 JUN 1988					
17		ENNEMUIST Siim	ENNEMUIST	1.97/6'6"	86/190	352	327	5 DEC 1989	17	5	2	24	9.72
20		TIISAAR Mart	TIISAAR	2.04/6'8"	91/201	352	327	5 NOV 1991	58	7	3	68	27.53

Head Coach KEEL Avo


Assistant Coach TIITS Tarmo

#### Results in this Universiade

Phase	Opponent	Sets	Points per Set
Preliminary	USA	3 - 0	25-22, 25-17, 25-18
Preliminary	KOR	0 - 3	23-25, 24-26, 23-25
Preliminary	BLR	0 - 3	17-25, 19-25, 19-25
Preliminary	RUS	0 - 3	18-25, 22-25, 21-25
Preliminary	HKG	3 - 0	25-22, 25-18, 25-17

#### LEGEND

% Percent of total team scoring    C Team Captain    L Libero Player

Timing and Results provided by  TISSOT



Match No: 51

**Match Results**  
Результат / Отчет о матче

Match Duration: 1h 20m  
Attendance: 600

**SUI vs EST**  
**0 3**

Teams	Sets	1	2	3	Total
SUI	0	19	19	22	60
EST	3	25	25	25	75
<b>Playing Time</b>		24m	23m	27m	1h 14m

First Referee: BERDNIKOV Maxim (RUS)

Second Referee: BAJCI Peter (SVK)

SUI - Switzerland								
No	C/L	Name	1	2	3	4	5	Pts
1		STEIGMEIER Sebastien	4	4	4			11
3		GIGER Reto	1		1			2
4		WALZER Marc	3	3				3
5		WETZEL Elias	14					
7		BALDY-MOULINIER Nicolas Christoph		11	17			2
11		BRUEHWILER Roman	5	2				3
12		HAENGGI Christoph			3			2
14	C	CARREL Julien	1	1				2
15	L	VAUTIER Joris	L	L	L			
16		BRANDER Fabian	2	5	5			9
17		EHRAT Samuel	6	6	6			3
18		CHANDON Yohan		4	2			2
<b>Head Coach</b>		BETTELLO Dario						
<b>Assistant Coach</b>		DUFAUX Michel						

EST - Estonia								
No	C/L	Name	1	2	3	4	5	Pts
1		TAMMEMAA Timo			4			6
2		KEEL Martti	2	6				2
6		JUHKAMI Martti	3	1	3			10
7		ORAV Oliver	2					
8	C	NOLVAK Kusti	20	2	2			1
10		ROSENBLATT Martti	6	4	6			13
12		KIVISILD Meelis	1	5	1			11
13		RAADIK Andrus						
15		KORESAAR Kardo						
16	L	JARVEKULG Edgar	L	L	L			
17		ENNEMUIST Siim	4	2				3
20		TIISAAR Mart	5	3	5			10
<b>Head Coach</b>		KEEL Avo						
<b>Assistant Coach</b>		TIITS Tarmo						

**TEAM AND PLAYER PERFORMANCES**

Won	Total Atts	No Name	Scoring Skills	Won	Total Atts	No Name
<b>24</b>	<b>95</b>	<b>Total Team</b>		<b>41</b>	<b>87</b>	<b>Total Team</b>
9	35	1 STEIGMEIER Sebastien	<b>Spike</b>	12	20	10 ROSENBLATT Martti
5	25	16 BRANDER Fabian		10	27	20 TIISAAR Mart
3	6	11 BRUEHWILER Roman		8	21	6 JUHKAMI Martti
<b>10</b>	<b>47</b>	<b>Total Team</b>	<b>Block</b>	<b>9</b>	<b>55</b>	<b>Total Team</b>
3	10	4 WALZER Marc		5	15	12 KIVISILD Meelis
3	7	16 BRANDER Fabian		1	3	2 KEEL Martti
2	4	1 STEIGMEIER Sebastien	1	3	6 JUHKAMI Martti	
<b>5</b>	<b>62</b>	<b>Total Team</b>	<b>Serve</b>	<b>6</b>	<b>73</b>	<b>Total Team</b>
2	11	14 CARREL Julien		1	5	1 TAMMEMAA Timo
1	6	12 HAENGGI Christoph		1	5	8 NOLVAK Kusti
1	9	18 CHANDON Yohan	1	14	10 ROSENBLATT Martti	
<b>21</b>		<b>Total Team</b>	<b>Opp Error</b>	<b>19</b>		<b>Total Team</b>
<b>60</b>	<b>204</b>	<b>Total Team</b>		<b>Total</b>	<b>75</b>	<b>215</b>
<b>11</b>	<b>49</b>	1 STEIGMEIER Sebastien	<b>Best Scorer</b>	<b>13</b>	<b>36</b>	10 ROSENBLATT Martti

**LEGEND**

**Atts** Attempts  
**L** Libero player  
**[n]** Starting line-up where n = starting position on court (i.e. positions 1 to 6)  
**Opp** Opponent

**C** Team Captain  
**[L]** Substitute libero  
**[nn]** Substitute where nn = jersey number of out going player  
**Pts** Points scored

Timing and Results provided by **TISSOT**



Match No: 51

### Match Statistics

статистика

Match Duration: 1h 20m  
Attendance: 600

SUI vs EST  
0 3

Teams	Sets	1	2	3	Total
SUI	0	19	19	22	60
EST	3	25	25	25	75
	Playing Time	24m	23m	27m	1h 14m

First Referee: BERDNIKOV Maxim (RUS)


Second Referee: BAJCI Peter (SVK)

### SUI - Switzerland


Scoring Spike

Limit 15.00%

Rk	No	Name	Spikes	Faults	Shots	Total Attempts	Eff %
1	1	STEIGMEIER Sebastien	9	4	22	35	14.29
2	16	BRANDER Fabian	5	2	18	25	12.00
	17	EHRAT Samuel	2	-	7	9	
	18	CHANDON Yohan	1	3	3	7	
	11	BRUEHWILER Roman	3	-	3	6	
	7	BALDY-MOULINIER Nicolas Christoph	2	1	1	4	
	12	HAENGGI Christoph	1	1	2	4	
	4	WALZER Marc	-	2	1	3	
	3	GIGER Reto	1	-	-	1	
	5	WETZEL Elias	-	1	-	1	
	14	CARREL Julien	-	-	-	-	
	15	VAUTIER Joris	-	-	-	-	
<b>Team Totals</b>			24	14	57	95	10.53

Scoring Block



Rk	No	Name	Kill Blocks	Faults	Rebounds	Total Attempts	Avg by Set
1	4	WALZER Marc	3	3	4	10	1.00
1	16	BRANDER Fabian	3	4	-	7	1.00
3	1	STEIGMEIER Sebastien	2	2	-	4	0.67
4	17	EHRAT Samuel	1	8	4	13	0.33
4	3	GIGER Reto	1	3	-	4	0.33
6	12	HAENGGI Christoph	-	4	2	6	0.00
6	14	CARREL Julien	-	-	1	1	0.00
6	7	BALDY-MOULINIER Nicolas Christoph	-	1	-	1	0.00
6	11	BRUEHWILER Roman	-	1	-	1	0.00
	5	WETZEL Elias	-	-	-	-	
	15	VAUTIER Joris	-	-	-	-	
	18	CHANDON Yohan	-	-	-	-	
<b>Team Totals</b>			10	26	11	47	3.33

Scoring Service


Rk	No	Name	Aces	Faults	Serve Hits	Total Attempts	Avg by Set
1	14	CARREL Julien	2	-	9	11	0.67
2	18	CHANDON Yohan	1	-	8	9	0.33
2	16	BRANDER Fabian	1	2	4	7	0.33
2	12	HAENGGI Christoph	1	-	5	6	0.33
5	1	STEIGMEIER Sebastien	-	3	7	10	0.00
5	4	WALZER Marc	-	-	5	5	0.00
5	17	EHRAT Samuel	-	-	5	5	0.00
5	3	GIGER Reto	-	-	3	3	0.00
5	7	BALDY-MOULINIER Nicolas Christoph	-	1	2	3	0.00
5	11	BRUEHWILER Roman	-	1	2	3	0.00
	5	WETZEL Elias	-	-	-	-	
	15	VAUTIER Joris	-	-	-	-	
<b>Team Totals</b>			5	7	50	62	1.67

Team

Opponent Errors & Team Faults	21
-------------------------------	----

Timing and Results provided by  TISSOT



Match No: 51

Match Statistics  
статистика

Match Duration: 1h 20m  
Attendance: 600


SUI vs EST  
0 3

Teams	Sets	1	2	3	Total
SUI	0	19	19	22	60
EST	3	25	25	25	75
	Playing Time	24m	23m	27m	1h 14m


First Referee: BERDNIKOV Maxim (RUS)

Second Referee: BAJCI Peter (SVK)

SUI - Switzerland

Non-Scoring Dig


Rk	No	Name	Digs	Faults	Receptions	Total Attempts	Avg by Set
1	15	VAUTIER Joris	2	7	6	15	0.67
1	1	STEIGMEIER Sebastien	2	2	4	8	0.67
1	14	CARREL Julien	2	1	1	4	0.67
1	7	BALDY-MOULINIER Nicolas Christoph	2	1	-	3	0.67
5	18	CHANDON Yohan	1	-	2	3	0.33
5	11	BRUEHWILER Roman	1	1	1	3	0.33
5	12	HAENGGI Christoph	1	-	1	2	0.33
8	16	BRANDER Fabian	-	8	8	16	0.00
8	17	EHRAT Samuel	-	-	2	2	0.00
	3	GIGER Reto	-	-	-	-	
	4	WALZER Marc	-	-	-	-	
	5	WETZEL Elias	-	-	-	-	
<b>Team Totals</b>			11	20	25	56	3.67

Non-Scoring Set


Rk	No	Name	Running Sets	Faults	Still Sets	Total Attempts	Avg by Set
1	14	CARREL Julien	12	2	29	43	4.00
2	3	GIGER Reto	8	-	27	35	2.67
3	16	BRANDER Fabian	2	-	2	4	0.67
4	15	VAUTIER Joris	-	-	5	5	0.00
4	1	STEIGMEIER Sebastien	-	-	1	1	0.00
4	11	BRUEHWILER Roman	-	-	1	1	0.00
4	17	EHRAT Samuel	-	-	1	1	0.00
	4	WALZER Marc	-	-	-	-	
	5	WETZEL Elias	-	-	-	-	
	7	BALDY-MOULINIER Nicolas Christoph	-	-	-	-	
	12	HAENGGI Christoph	-	-	-	-	
	18	CHANDON Yohan	-	-	-	-	
<b>Team Totals</b>			22	2	66	90	7.33

Non-Scoring Reception

<b>Limit</b> 25.00%

Rk	No	Name	Excellents	Faults	Serve Receptions	Total Attempts	Succ %
1	11	BRUEHWILER Roman	7	1	10	18	38.89
	18	CHANDON Yohan	6	1	8	15	
	15	VAUTIER Joris	3	2	8	13	
	16	BRANDER Fabian	4	1	7	12	
	7	BALDY-MOULINIER Nicolas Christoph	1	-	5	6	
	1	STEIGMEIER Sebastien	-	-	-	-	
	3	GIGER Reto	-	-	-	-	
	4	WALZER Marc	-	-	-	-	
	5	WETZEL Elias	-	-	-	-	
	12	HAENGGI Christoph	-	-	-	-	
	14	CARREL Julien	-	-	-	-	
	17	EHRAT Samuel	-	-	-	-	
<b>Team Totals</b>			21	5	38	64	32.81





Match No: 51

### Match Statistics

статистика

Match Duration: 1h 20m  
Attendance: 600

SUI vs EST  
0 3

Teams	Sets	1	2	3	Total
SUI	0	19	19	22	60
EST	3	25	25	25	75
	Playing Time	24m	23m	27m	1h 14m

First Referee: BERDNIKOV Maxim (RUS)


Second Referee: BAJCI Peter (SVK)

### EST - Estonia

Scoring Spike

Limit 15.00%

Rk	No	Name	Spikes	Faults	Shots	Total Attempts	Eff %
1	10	ROSENBLATT Martti	12	3	5	20	45.00
2	6	JUHKAMI Martti	8	4	9	21	19.05
3	20	TIISAAR Mart	10	9	8	27	3.70
	12	KIVISILD Meelis	6	2	1	9	
	1	TAMMEMAA Timo	4	-	1	5	
	17	ENNEMUIST Siim	1	1	1	3	
	2	KEEL Martti	-	1	1	2	
	7	ORAV Oliver	-	-	-	-	
	8	NOLVAK Kusti	-	-	-	-	
	13	RAADIK Andrus	-	-	-	-	
	15	KORESAAR Kardo	-	-	-	-	
	16	JARVEKULG Edgar	-	-	-	-	
<b>Team Totals</b>			41	20	26	87	24.14

Scoring Block


Rk	No	Name	Kill Blocks	Faults	Rebounds	Total Attempts	Avg by Set
1	12	KIVISILD Meelis	5	5	5	15	1.67
2	17	ENNEMUIST Siim	1	4	4	9	0.33
2	1	TAMMEMAA Timo	1	2	3	6	0.33
2	2	KEEL Martti	1	-	2	3	0.33
2	6	JUHKAMI Martti	1	-	2	3	0.33
6	20	TIISAAR Mart	-	3	10	13	0.00
6	8	NOLVAK Kusti	-	1	3	4	0.00
6	10	ROSENBLATT Martti	-	1	1	2	0.00
	7	ORAV Oliver	-	-	-	-	
	13	RAADIK Andrus	-	-	-	-	
	15	KORESAAR Kardo	-	-	-	-	
	16	JARVEKULG Edgar	-	-	-	-	
<b>Team Totals</b>			9	16	30	55	3.00

Scoring Service


Rk	No	Name	Aces	Faults	Serve Hits	Total Attempts	Avg by Set
1	17	ENNEMUIST Siim	1	-	14	15	0.33
1	10	ROSENBLATT Martti	1	-	13	14	0.33
1	6	JUHKAMI Martti	1	3	6	10	0.33
1	1	TAMMEMAA Timo	1	-	4	5	0.33
1	8	NOLVAK Kusti	1	-	4	5	0.33
1	2	KEEL Martti	1	1	2	4	0.33
7	12	KIVISILD Meelis	-	3	7	10	0.00
7	20	TIISAAR Mart	-	2	7	9	0.00
7	7	ORAV Oliver	-	-	1	1	0.00
	13	RAADIK Andrus	-	-	-	-	
	15	KORESAAR Kardo	-	-	-	-	
	16	JARVEKULG Edgar	-	-	-	-	
<b>Team Totals</b>			6	9	58	73	2.00

Team

Opponent Errors & Team Faults	19
-------------------------------	----

Timing and Results provided by  TISSOT



Match No: 51

Match Statistics  
статистика

Match Duration: 1h 20m  
Attendance: 600


SUI vs EST  
0 3

Teams	Sets	1	2	3	Total
SUI	0	19	19	22	60
EST	3	25	25	25	75
	Playing Time	24m	23m	27m	1h 14m

First Referee: BERDNIKOV Maxim (RUS)

Second Referee: BAJCI Peter (SVK)

EST - Estonia

Non-Scoring Dig


Rk	No	Name	Digs	Faults	Receptions	Total Attempts	Avg by Set
1	16	JARVEKULG Edgar	7	-	6	13	2.33
2	20	TIISAAR Mart	4	4	2	10	1.33
3	2	KEEL Martti	1	-	5	6	0.33
3	12	KIVISILD Meelis	1	-	2	3	0.33
3	17	ENNEMUIST Siim	1	-	1	2	0.33
6	6	JUHKAMI Martti	-	1	12	13	0.00
6	1	TAMMEMAA Timo	-	-	2	2	0.00
6	8	NOLVAK Kusti	-	1	1	2	0.00
6	10	ROSENBLATT Martti	-	2	-	2	0.00
	7	ORAV Oliver	-	-	-	-	-
	13	RAADIK Andrus	-	-	-	-	-
	15	KORESAAR Kardo	-	-	-	-	-
<b>Team Totals</b>			14	8	31	53	4.67

Non-Scoring Set



Rk	No	Name	Running Sets	Faults	Still Sets	Total Attempts	Avg by Set
1	2	KEEL Martti	20	1	20	41	6.67
2	8	NOLVAK Kusti	14	-	15	29	4.67
3	12	KIVISILD Meelis	2	-	2	4	0.67
3	6	JUHKAMI Martti	2	-	1	3	0.67
5	17	ENNEMUIST Siim	1	-	-	1	0.33
6	16	JARVEKULG Edgar	-	-	3	3	0.00
6	10	ROSENBLATT Martti	-	-	2	2	0.00
	1	TAMMEMAA Timo	-	-	-	-	-
	7	ORAV Oliver	-	-	-	-	-
	13	RAADIK Andrus	-	-	-	-	-
	15	KORESAAR Kardo	-	-	-	-	-
	20	TIISAAR Mart	-	-	-	-	-
<b>Team Totals</b>			39	1	43	83	13.00

Non-Scoring Reception

<b>Limit</b> 25.00%

Rk	No	Name	Excellents	Faults	Serve Receptions	Total Attempts	Succ %
1	10	ROSENBLATT Martti	8	2	20	30	26.67
2	16	JARVEKULG Edgar	4	3	11	18	22.22
	6	JUHKAMI Martti	2	-	5	7	-
	1	TAMMEMAA Timo	-	-	-	-	-
	2	KEEL Martti	-	-	-	-	-
	7	ORAV Oliver	-	-	-	-	-
	8	NOLVAK Kusti	-	-	-	-	-
	12	KIVISILD Meelis	-	-	-	-	-
	13	RAADIK Andrus	-	-	-	-	-
	15	KORESAAR Kardo	-	-	-	-	-
	17	ENNEMUIST Siim	-	-	-	-	-
	20	TIISAAR Mart	-	-	-	-	-
<b>Team Totals</b>			14	5	36	55	25.45

LEGEND Avg Average Eff% Efficiency Rk Rank Succ% Success %

Timing and Results provided by  TISSOT



Match No: 54

### Start List

Стартовый список

## CZE vs JPN

First Referee: SILVA Felipe (BRA)

Second Referee: MOUSSEAU Malcolm Richard (CAN)

### CZE - Czech Republic

No.	C/L	Name	Shirt Name	Height m / ft in	Weight kg / lbs	Highest Reach		Date of Birth	Tournament Totals				
						Spike cm	Block cm		Spike	Block	Serve	Total	%
1		VACHOUSEK Stanislav	VACHOUSEK	1.90/6'3"	88/194	336	310	11 NOV 1987	8	2	2	12	4.98
2	L	VACLAVIK Jan	VACLAVIK	1.80/5'11"	72/159	317	301	15 APR 1985					
3		PAJMA Tomas	PAJMA	2.05/6'9"	96/212	348	338	30 JUL 1989	22	5	1	28	11.62
4	C	KRBA Jan	KRBA	1.94/6'4"	87/192	346	330	22 OCT 1986	48	9	3	60	24.90
5		VASICEK Jiri	VASICEK	1.93/6'4"	78/172	342	320	11 JUN 1992	29	1	4	34	14.11
6		HANIK Zdenek	HANIK	1.76/5'9"	80/176	335	330	11 JUL 1986		5	4	9	3.73
7		SOBEK Jakub	SOBEK	1.96/6'5"	87/192	330	315	3 OCT 1991	1		1	2	0.83
8		MLCUCH Josef	MLCUCH	2.02/6'8"	97/214	340	330	8 JAN 1990	7	1		8	3.32
9		KOLACEK Michal	KOLACEK	1.96/6'5"	95/209	355	340	3 SEP 1989	5	1		6	2.49
11		SEDLAR Jan	SEDLAR	2.00/6'7"	92/203	352	331	21 JUN 1987	12	5		17	7.05
12		FORT Dominik	FORT	1.90/6'3"	82/181	343	320	17 SEP 1989	32	5		37	15.35
13		KULIHA Jan	KULIHA	1.97/6'6"	87/192	348	335	24 MAY 1990	24	2	2	28	11.62

Head Coach VASINA Lubomir

Assistant Coach HRAB Alec

#### Results in this Universiade

Phase	Opponent	Sets	Points per Set
Preliminary	UAE	3 - 0	25-19, 25-14, 25-18
Preliminary	MEX	3 - 1	25-20, 25-21, 24-26, 25-22
Preliminary	CHI	3 - 0	25-23, 25-20, 25-22
Preliminary	CAN	1 - 3	24-26, 14-25, 25-21, 17-25

### JPN - Japan

No.	C/L	Name	Shirt Name	Height m / ft in	Weight kg / lbs	Highest Reach		Date of Birth	Tournament Totals				
						Spike cm	Block cm		Spike	Block	Serve	Total	%
1	C	OZAWA Shoh	OZAWA	1.78/5'10"	70/154	345	325	5 MAY 1989	4			4	1.88
2		CHIJIKI Shunsuke	CHIJIKI	1.93/6'4"	82/181	340	330	6 SEP 1989	30	8		38	17.84
3	L	KOGA Taichiro	KOGA	1.69/5'7"	68/150	300	280	4 OCT 1989					
4		SHIOTA Tatsuya	SHIOTA	1.92/6'4"	83/183	335	320	17 NOV 1989	25	1	1	27	12.68
5		FUKATSU Hideomi	FUKATSU	1.80/5'11"	68/150	331	305	1 JUN 1990	4	3	1	8	3.76
6		WATANABE Sogo	WATANABE	1.96/6'5"	83/183	340	320	21 JUL 1990	18		1	19	8.92
7		HOSHINO Hidetomo	HOSHINO	1.87/6'2"	82/181	325	310	29 SEP 1990	26	4	2	32	15.02
8		RI Haku	RI	1.93/6'4"	82/181	340	325	27 DEC 1990	5	3		8	3.76
9		DEKITA Takashi	DEKITA	1.99/6'6"	88/194	345	330	13 AUG 1991	45	3	1	49	23.00
10		MAEDA Issei	MAEDA	1.81/5'11"	74/163	320	305	22 SEP 1991					
11		FUSHIMI Yamato	FUSHIMI	2.07/6'9"	120/265	348	320	24 DEC 1991	10	8	2	20	9.39
12		YAMADA Shuzo	YAMADA	1.92/6'4"	80/176	326	310	27 NOV 1992	8			8	3.76

Head Coach TOKUNAGA Fumitoshi

Assistant Coach YAMAMOTO Kenji

#### Results in this Universiade

Phase	Opponent	Sets	Points per Set
Preliminary	LAT	3 - 0	25-17, 25-12, 27-25
Preliminary	UKR	2 - 3	25-23, 21-25, 25-21, 20-25, 18-20
Preliminary	THA	2 - 3	26-24, 21-25, 14-25, 25-21, 9-15

LEGEND  
% Percent of total team scoring    C Team Captain    L Libero Player

Timing and Results provided by  TISSOT



Match No: 54

**Match Results**  
Результат / Отчет о матче

Match Duration: 2h 01m  
Attendance: 225

**CZE vs JPN**  
1 3

Teams	Sets	1	2	3	4	Total
CZE	1	21	25	23	24	93
JPN	3	25	22	25	26	98
	Playing Time	24m	29m	30m	29m	1h 52m

First Referee: SILVA Felipe (BRA)

Second Referee: MOUSSEAU Malcolm Richard (CAN)

CZE - Czech Republic									
No	C/L	Name	1	2	3	4	5	Pts	
1		VACHOUSEK Stanislav							
2	L	VACLAVIK Jan	L	L	L	L			
3		PAJMA Tomas	3	4	3			4	
4	C	KRBA Jan	4	5	4	5		15	
5		VASICEK Jiri	13						
6		HANIK Zdenek	1	2	1	2		1	
7		SOBEK Jakub			11	11			
8		MLCUCH Josef	6		3	4		5	
9		KOLACEK Michal		11	6	4			
11		SEDLAR Jan	6	1	6	1		8	
12		FORT Dominik	5	6	5	6		22	
13		KULIHA Jan	2	3	2	3		22	
Head Coach		VASINA Lubomir							
Assistant Coach		HRAB Alec							

JPN - Japan									
No	C/L	Name	1	2	3	4	5	Pts	
1	C	OZAWA Shoh	11	11	11	9		1	
2		CHIJIKI Shunsuke	4	4	4	4		10	
3	L	KOGA Taichiro	L	L	L	L			
4		SHIOTA Tatsuya	2	2	8	2		8	
5		FUKATSU Hideomi	6	6	6	6		4	
6		WATANABE Sogo			5	5			
7		HOSHINO Hidetomo	1	1	1	1		9	
8		RI Haku		5	2			3	
9		DEKITA Takashi	3	3	3	3		20	
10		MAEDA Issei							
11		FUSHIMI Yamato	5	5	5	5		11	
12		YAMADA Shuzo	9	9		11			
Head Coach		TOKUNAGA Fumitoshi							
Assistant Coach		YAMAMOTO Kenji							

**TEAM AND PLAYER PERFORMANCES**

Won	Total Atts	No Name	Scoring Skills	Won	Total Atts	No Name
61	133	<b>Total Team</b>		58	141	<b>Total Team</b>
22	39	12 FORT Dominik	Spike	20	48	9 DEKITA Takashi
18	34	13 KULIHA Jan		9	38	2 CHIJIKI Shunsuke
10	35	4 KRBA Jan		9	18	7 HOSHINO Hidetomo
12	59	<b>Total Team</b>	Block	4	61	<b>Total Team</b>
4	5	13 KULIHA Jan		3	16	11 FUSHIMI Yamato
4	12	11 SEDLAR Jan		1	9	5 FUKATSU Hideomi
2	18	3 PAJMA Tomas	Serve	4	97	<b>Total Team</b>
4	94	<b>Total Team</b>		1	5	1 OZAWA Shoh
4	21	4 KRBA Jan		1	14	5 FUKATSU Hideomi
				1	18	2 CHIJIKI Shunsuke
16		<b>Total Team</b>	Opp Error	32		<b>Total Team</b>
93	286	<b>Total Team</b>	Total	98	299	<b>Total Team</b>
22	64	12 FORT Dominik	Best Scorer	20	67	9 DEKITA Takashi

**LEGEND**

Atts Attempts  
L Libero player  
n Starting line-up where n = starting position on court (i.e. positions 1 to 6)  
Opp Opponent

C Team Captain  
L Substitute libero  
nn Substitute where nn = jersey number of out going player  
Pts Points scored

Timing and Results provided by TISSOT



Match No: 54

### Match Statistics

статистика

Match Duration: 2h 02m  
Attendance: 225

### CZE vs JPN

1 3

Teams	Sets	1	2	3	4	Total
CZE	1	21	25	23	24	93
JPN	3	25	22	25	26	98
Playing Time		24m	29m	30m	28m	1h 51m

First Referee: SILVA Felipe (BRA)


Second Referee: MOUSSEAU Malcolm Richard (CAN)

### CZE - Czech Republic


Scoring Spike

Limit 15.00%

Rk	No	Name	Spikes	Faults	Shots	Total Attempts	Eff %
1	12	FORT Dominik	22	3	14	39	48.72
2	13	KULIHA Jan	18	5	11	34	38.24
3	4	KRBA Jan	10	5	20	35	14.29
	8	MLCUCH Josef	5	1	4	10	
	11	SEDLAR Jan	4	1	2	7	
	3	PAJMA Tomas	2	-	4	6	
	5	VASICEK Jiri	-	-	1	1	
	6	HANIK Zdenek	-	-	1	1	
	1	VACHOUSEK Stanislav	-	-	-	-	
	2	VACLAVIK Jan	-	-	-	-	
	7	SOBEK Jakub	-	-	-	-	
	9	KOLACEK Michal	-	-	-	-	
Team Totals			61	15	57	133	34.59

Scoring Block



Rk	No	Name	Kill Blocks	Faults	Rebounds	Total Attempts	Avg by Set
1	11	SEDLAR Jan	4	4	4	12	1.00
1	13	KULIHA Jan	4	1	-	5	1.00
3	3	PAJMA Tomas	2	4	12	18	0.50
4	6	HANIK Zdenek	1	3	2	6	0.25
4	4	KRBA Jan	1	3	1	5	0.25
6	12	FORT Dominik	-	5	5	10	0.00
6	8	MLCUCH Josef	-	1	2	3	0.00
	1	VACHOUSEK Stanislav	-	-	-	-	
	2	VACLAVIK Jan	-	-	-	-	
	5	VASICEK Jiri	-	-	-	-	
	7	SOBEK Jakub	-	-	-	-	
	9	KOLACEK Michal	-	-	-	-	
Team Totals			12	21	26	59	3.00

Scoring Service


Rk	No	Name	Aces	Faults	Serve Hits	Total Attempts	Avg by Set
1	4	KRBA Jan	4	3	14	21	1.00
2	6	HANIK Zdenek	-	-	17	17	0.00
2	12	FORT Dominik	-	3	12	15	0.00
2	13	KULIHA Jan	-	5	8	13	0.00
2	11	SEDLAR Jan	-	1	9	10	0.00
2	3	PAJMA Tomas	-	2	6	8	0.00
2	8	MLCUCH Josef	-	5	2	7	0.00
2	7	SOBEK Jakub	-	-	2	2	0.00
2	5	VASICEK Jiri	-	-	1	1	0.00
	1	VACHOUSEK Stanislav	-	-	-	-	
	2	VACLAVIK Jan	-	-	-	-	
	9	KOLACEK Michal	-	-	-	-	
Team Totals			4	19	71	94	1.00

Team

Opponent Errors & Team Faults	16
-------------------------------	----

Timing and Results provided by  TISSOT





Match No: 54

### Match Statistics

статистика

Match Duration: 2h 02m  
Attendance: 225

### CZE vs JPN


1 3

Teams	Sets	1	2	3	4	Total
CZE	1	21	25	23	24	93
JPN	3	25	22	25	26	98
	Playing Time	24m	29m	30m	28m	1h 51m

First Referee: SILVA Felipe (BRA)

Second Referee: MOUSSEAU Malcolm Richard (CAN)

### CZE - Czech Republic

Non-Scoring Dig


Rk	No	Name	Digs	Faults	Receptions	Total Attempts	Avg by Set
1	2	VACLAVIK Jan	6	2	8	16	1.50
2	4	KRBA Jan	5	1	6	12	1.25
3	12	FORT Dominik	3	2	8	13	0.75
3	3	PAJMA Tomas	3	-	2	5	0.75
5	6	HANIK Zdenek	2	4	7	13	0.50
5	13	KULIHA Jan	2	2	4	8	0.50
7	11	SEDLAR Jan	1	1	1	3	0.25
8	8	MLCUCH Josef	-	-	2	2	0.00
8	5	VASICEK Jiri	-	-	1	1	0.00
	1	VACHOUSEK Stanislav	-	-	-	-	-
	7	SOBEK Jakub	-	-	-	-	-
	9	KOLACEK Michal	-	-	-	-	-
<b>Team Totals</b>			22	12	39	73	5.50

Non-Scoring Set


Rk	No	Name	Running Sets	Faults	Still Sets	Total Attempts	Avg by Set
1	6	HANIK Zdenek	55	1	56	112	13.75
2	2	VACLAVIK Jan	1	-	6	7	0.25
2	12	FORT Dominik	1	-	2	3	0.25
2	13	KULIHA Jan	1	-	1	2	0.25
5	11	SEDLAR Jan	-	1	4	5	0.00
	1	VACHOUSEK Stanislav	-	-	-	-	-
	3	PAJMA Tomas	-	-	-	-	-
	4	KRBA Jan	-	-	-	-	-
	5	VASICEK Jiri	-	-	-	-	-
	7	SOBEK Jakub	-	-	-	-	-
	8	MLCUCH Josef	-	-	-	-	-
	9	KOLACEK Michal	-	-	-	-	-
<b>Team Totals</b>			58	2	69	129	14.50

Non-Scoring Reception

<b>Limit</b> 25.00%

Rk	No	Name	Excellents	Faults	Serve Receptions	Total Attempts	Succ %
1	2	VACLAVIK Jan	21	1	8	30	70.00
2	13	KULIHA Jan	10	1	17	28	35.71
	12	FORT Dominik	9	1	10	20	
	5	VASICEK Jiri	1	-	1	2	
	6	HANIK Zdenek	-	-	1	1	
	1	VACHOUSEK Stanislav	-	-	-	-	
	3	PAJMA Tomas	-	-	-	-	
	4	KRBA Jan	-	-	-	-	
	7	SOBEK Jakub	-	-	-	-	
	8	MLCUCH Josef	-	-	-	-	
	9	KOLACEK Michal	-	-	-	-	
	11	SEDLAR Jan	-	-	-	-	
<b>Team Totals</b>			41	3	37	81	50.62



Match No: 54

### Match Statistics

статистика

Match Duration: 2h 02m  
Attendance: 225

### CZE vs JPN

1 3

Teams	Sets	1	2	3	4	Total
CZE	1	21	25	23	24	93
JPN	3	25	22	25	26	98
	Playing Time	24m	29m	30m	28m	1h 51m

First Referee: SILVA Felipe (BRA)


Second Referee: MOUSSEAU Malcolm Richard (CAN)

### JPN - Japan


Scoring Spike

Limit
15.00%

Rk	No	Name	Spikes	Faults	Shots	Total Attempts	Eff %
1	9	DEKITA Takashi	20	4	24	48	33.33
2	2	CHIJIKI Shunsuke	9	5	24	38	10.53
	7	HOSHINO Hidetomo	9	4	5	18	
	4	SHIOTA Tatsuya	8	2	2	12	
	11	FUSHIMI Yamato	7	-	3	10	
	5	FUKATSU Hideomi	2	-	5	7	
	8	RI Haku	3	-	3	6	
	3	KOGA Taichiro	-	-	2	2	
	1	OZAWA Shoh	-	-	-	-	
	6	WATANABE Sogo	-	-	-	-	
	10	MAEDA Issei	-	-	-	-	
	12	YAMADA Shuzo	-	-	-	-	
<b>Team Totals</b>			58	15	68	141	30.50

Scoring Block


Rk	No	Name	Kill Blocks	Faults	Rebounds	Total Attempts	Avg by Set
1	11	FUSHIMI Yamato	3	6	7	16	0.75
2	5	FUKATSU Hideomi	1	5	3	9	0.25
3	2	CHIJIKI Shunsuke	-	4	11	15	0.00
3	4	SHIOTA Tatsuya	-	5	4	9	0.00
3	7	HOSHINO Hidetomo	-	3	4	7	0.00
3	9	DEKITA Takashi	-	1	2	3	0.00
3	8	RI Haku	-	2	-	2	0.00
	1	OZAWA Shoh	-	-	-	-	
	3	KOGA Taichiro	-	-	-	-	
	6	WATANABE Sogo	-	-	-	-	
	10	MAEDA Issei	-	-	-	-	
	12	YAMADA Shuzo	-	-	-	-	
<b>Team Totals</b>			4	26	31	61	1.00

Scoring Service


Rk	No	Name	Aces	Faults	Serve Hits	Total Attempts	Avg by Set
1	2	CHIJIKI Shunsuke	1	3	14	18	0.25
1	5	FUKATSU Hideomi	1	-	13	14	0.25
1	11	FUSHIMI Yamato	1	2	6	9	0.25
1	1	OZAWA Shoh	1	-	4	5	0.25
5	9	DEKITA Takashi	-	-	16	16	0.00
5	7	HOSHINO Hidetomo	-	-	15	15	0.00
5	4	SHIOTA Tatsuya	-	6	8	14	0.00
5	8	RI Haku	-	-	3	3	0.00
5	12	YAMADA Shuzo	-	2	1	3	0.00
	3	KOGA Taichiro	-	-	-	-	
	6	WATANABE Sogo	-	-	-	-	
	10	MAEDA Issei	-	-	-	-	
<b>Team Totals</b>			4	13	80	97	1.00

Team

Opponent Errors & Team Faults	32
-------------------------------	----

Timing and Results provided by  TISSOT



Match No: 54

Match Statistics  
статистика

Match Duration: 2h 02m  
Attendance: 225


CZE vs JPN  
1 3

Teams	Sets	1	2	3	4	Total
CZE	1	21	25	23	24	93
JPN	3	25	22	25	26	98
	Playing Time	24m	29m	30m	28m	1h 51m

First Referee: SILVA Felipe (BRA)

Second Referee: MOUSSEAU Malcolm Richard (CAN)

JPN - Japan

Non-Scoring Dig


Rk	No	Name	Digs	Faults	Receptions	Total Attempts	Avg by Set
1	3	KOGA Taichiro	6	5	15	26	1.50
2	5	FUKATSU Hideomi	3	8	12	23	0.75
2	9	DEKITA Takashi	3	3	5	11	0.75
4	4	SHIOTA Tatsuya	2	1	2	5	0.50
5	7	HOSHINO Hidetomo	1	2	13	16	0.25
5	11	FUSHIMI Yamato	1	-	2	3	0.25
7	2	CHIJIKI Shunsuke	-	5	2	7	0.00
	1	OZAWA Shoh	-	-	-	-	-
	6	WATANABE Sogo	-	-	-	-	-
	8	RI Haku	-	-	-	-	-
	10	MAEDA Issei	-	-	-	-	-
	12	YAMADA Shuzo	-	-	-	-	-
<b>Team Totals</b>			16	24	51	91	4.00

Non-Scoring Set



Rk	No	Name	Running Sets	Faults	Still Sets	Total Attempts	Avg by Set
1	5	FUKATSU Hideomi	47	-	55	102	11.75
2	3	KOGA Taichiro	3	-	11	14	0.75
3	7	HOSHINO Hidetomo	1	-	3	4	0.25
3	2	CHIJIKI Shunsuke	1	-	2	3	0.25
5	11	FUSHIMI Yamato	-	-	1	1	0.00
	1	OZAWA Shoh	-	-	-	-	-
	4	SHIOTA Tatsuya	-	-	-	-	-
	6	WATANABE Sogo	-	-	-	-	-
	8	RI Haku	-	-	-	-	-
	9	DEKITA Takashi	-	-	-	-	-
	10	MAEDA Issei	-	-	-	-	-
	12	YAMADA Shuzo	-	-	-	-	-
<b>Team Totals</b>			52		72	124	13.00

Non-Scoring Reception

<b>Limit</b> 25.00%

Rk	No	Name	Excellents	Faults	Serve Receptions	Total Attempts	Succ %
1	7	HOSHINO Hidetomo	14	-	13	27	51.85
2	3	KOGA Taichiro	9	1	14	24	37.50
	2	CHIJIKI Shunsuke	7	-	12	19	
	5	FUKATSU Hideomi	-	-	1	1	
	1	OZAWA Shoh	-	-	-	-	
	4	SHIOTA Tatsuya	-	-	-	-	
	6	WATANABE Sogo	-	-	-	-	
	8	RI Haku	-	-	-	-	
	9	DEKITA Takashi	-	-	-	-	
	10	MAEDA Issei	-	-	-	-	
	11	FUSHIMI Yamato	-	-	-	-	
	12	YAMADA Shuzo	-	-	-	-	
<b>Team Totals</b>			30	1	40	71	42.25

Avg	Eff%	Rk	Succ%
Average	Efficiency	Rank	Success %

Timing and Results provided by  TISSOT



Match No: 52

**Start List**

Стартовый список

**THA vs CHI**

First Referee: MEDVID Mykhaylo (UKR)

Second Referee: MYREDAL Andreas (NOR)

**THA - Thailand**

No.	C/L	Name	Shirt Name	Height m / ft in	Weight kg / lbs	Highest Reach		Date of Birth	Tournament Totals				
						Spike cm	Block cm		Spike	Block	Serve	Total	%
1		RAKSAKAEW Jirayu		1.96/6'5"	82/181	305	300	3 AUG 1987	45	5	5	55	23.71
2		VAENPRADAB Montri		1.96/6'5"	80/176	339	320	18 AUG 1987	9	4		13	5.60
3		TABWISES Wanchai		1.85/6'1"	85/187	328	320	11 FEB 1986	48	4	2	54	23.28
4		KESAPAN Nattapong		1.83/6'0"	70/154	325	320	25 JUL 1989	1	1		2	0.86
5		NILSAWAI Kissada		2.03/6'8"	98/216	345	340	17 APR 1992	22	16	1	39	16.81
7		BOUDANG Yuranan		1.85/6'1"	83/183	330	325	20 DEC 1987					
8		SILAPASRON Kanit		1.79/5'10"	78/172	315	305	12 JUN 1994					
9	C	SRI-UTTHAWONG Kittikun		1.95/6'5"	80/176	347	338	10 JAN 1986	46	7		53	22.84
10	L	TOONTUPHAI Piyarat		1.96/6'5"	82/181	330	320	10 DEC 1987					
14		SOMKANE Kitsada		1.90/6'3"	77/170	350	344	28 SEP 1990	8		2	10	4.31
16		NAKPRASONG Teerasak		1.88/6'2"	77/170	330	320	6 NOV 1985	2	1	1	4	1.72
17		CHAROENSUK Saranchit		1.83/6'0"	75/165	325	300	20 JUL 1987	1		1	2	0.86

Head Coach SUPAJIRAKUL Monchai

Assistant Coach MANAPORNCHAI Khjhornsak

Results in this  
Universiade

Phase	Opponent	Sets	Points per Set
Preliminary	UKR	1 - 3	25-27, 15-25, 25-21, 23-25
Preliminary	LAT	2 - 3	18-25, 25-23, 22-25, 25-18, 10-15
Preliminary	JPN	3 - 2	24-26, 25-21, 25-14, 21-25, 15-9

**CHI - Chile**

No.	C/L	Name	Shirt Name	Height m / ft in	Weight kg / lbs	Highest Reach		Date of Birth	Tournament Totals				
						Spike cm	Block cm		Spike	Block	Serve	Total	%
1		PARRAGUIRRE Vicente	PARRAGUIRRE	1.90/6'3"	88/194	325	310	14 OCT 1994	65	3	8	76	33.04
2		SALINAS Rodrigo	SALINAS	1.85/6'1"	78/172	315	305	6 MAY 1991	4		1	5	2.17
3		PARRAGUIRRE Tomas	PARRAGUIRRE	1.92/6'4"	90/198	320	310	1 MAR 1991	25	7	2	34	14.78
4		CACERES Carlos	CACERES	1.85/6'1"	85/187	305	290	18 FEB 1989	1	2	1	4	1.74
5	C	PARRAGUIRRE Matias	PARRAGUIRRE	1.95/6'5"	98/216	310	300	2 JUL 1987	35	3		38	16.52
6		FRAZZONI Roberto	FRAZZONI	1.88/6'2"	78/172	310	295	28 SEP 1992	1	2		3	1.30
7	L	PAPAGALLO Felipe	PAPAGALLO	1.78/5'10"	75/165	295	280	11 AUG 1991		1		1	0.43
8		GONZALEZ Christian	GONZALEZ	1.80/5'11"	75/165	270	250	1 APR 1991					
9		LOPEZ Cristobal	LOPEZ	1.90/6'3"	89/196	310	305	26 SEP 1989	23	4	1	28	12.17
10		VALENZUELA Diego	VALENZUELA	1.85/6'1"	78/172	305	300	7 FEB 1991					
11		RILLING Alan	RILLING	1.80/5'11"	82/181	320	308	5 NOV 1987	31	5	2	38	16.52
13		GOMEZ Felipe	GOMEZ	1.90/6'3"	87/192	310	305	23 NOV 1992	2	1		3	1.30


Head Coach SERRANO Claudio

Assistant Coach LOPEZ Igor

Results in this  
Universiade

Phase	Opponent	Sets	Points per Set
Preliminary	MEX	1 - 3	22-25, 20-25, 25-19, 22-25
Preliminary	CAN	3 - 1	25-20, 19-25, 25-17, 25-22
Preliminary	CZE	0 - 3	23-25, 20-25, 22-25
Preliminary	UAE	3 - 0	26-24, 25-20, 25-18

<b>LEGEND</b>	%	Percent of total team scoring	C	Team Captain	L	Libero Player
---------------	---	-------------------------------	---	--------------	---	---------------

Timing and Results provided by  **TISSOT**



Match No: 52

**Match Results**  
Результат / Отчет о матче

Match Duration: 1h 32m  
Attendance: 100

**THA vs CHI**  
1 3

Teams	Sets	1	2	3	4	Total
THA	1	17	22	25	21	85
CHI	3	25	25	21	25	96
	<b>Playing Time</b>	18m	21m	22m	22m	1h 23m

First Referee: MEDVID Mykhaylo (UKR)

Second Referee: MYREDAL Andreas (NOR)

THA - Thailand								
No	C/L	Name	1	2	3	4	5	Pts
1		RAKSAKAEW Jirayu	4	3	3	3		20
2		VAENPRADAB Montri	6	2	2	2		2
3		TABWISES Wanchai	5	4	4	4		14
4		KESAPAN Nattapong						
5		NILSAWAI Kissada	3	5	5	5		12
7		BOUDANG Yuranan						
8		SILAPASRON Kanit						
9	C	SRI-UTTHAWONG Kittikun			17	17		
10	L	TOONTUPTHAI Piyarat	L	L	L	L		
14		SOMKANE Kitsada	2	1	1	1		8
16		NAKPRASONG Teerasak				2		3
17		CHAROENSUK Saranchit	1	6	6	6		1
<b>Head Coach</b>		SUPAJIRAKUL Monchai						
<b>Assistant Coach</b>		MANAPORNCHAI Khjhornsak						

CHI - Chile								
No	C/L	Name	1	2	3	4	5	Pts
1		PARRAGUIRRE Vicente	6	5	6	5		28
2		SALINAS Rodrigo						
3		PARRAGUIRRE Tomas	1	6	1	6		9
4		CACERES Carlos	2	1	2	1		2
5	C	PARRAGUIRRE Matias	3	2	3	2		7
6		FRAZZONI Roberto				11		
7	L	PAPAGALLO Felipe	L	L	L	L		
8		GONZALEZ Christian	3					
9		LOPEZ Cristobal	4	3	4	3		13
10		VALENZUELA Diego	9					
11		RILLING Alan	5	4	5	4		15
13		GOMEZ Felipe		4		4		
<b>Head Coach</b>		SERRANO Claudio						
<b>Assistant Coach</b>		LOPEZ Igor						

**TEAM AND PLAYER PERFORMANCES**

Won	Total Atts	No Name	Scoring Skills	Won	Total Atts	No Name
54	91	<b>Total Team</b>		57	93	<b>Total Team</b>
18	31	1 RAKSAKAEW Jirayu	Spike	20	32	1 PARRAGUIRRE Vicente
14	25	3 TABWISES Wanchai		13	20	11 RILLING Alan
10	11	5 NILSAWAI Kissada		9	14	9 LOPEZ Cristobal
3	51	<b>Total Team</b>	Block	8	60	<b>Total Team</b>
1	4	16 NAKPRASONG Teerasak		4	23	9 LOPEZ Cristobal
1	20	5 NILSAWAI Kissada		1	4	4 CACERES Carlos
1	4	17 CHAROENSUK Saranchit	1	3	11 RILLING Alan	
3	87	<b>Total Team</b>	Serve	9	94	<b>Total Team</b>
2	16	1 RAKSAKAEW Jirayu		8	22	1 PARRAGUIRRE Vicente
1	14	5 NILSAWAI Kissada		1	13	11 RILLING Alan
25		<b>Total Team</b>	Opp Error	22		<b>Total Team</b>
85	229	<b>Total Team</b>		96	247	<b>Total Team</b>
20	50	1 RAKSAKAEW Jirayu	<b>Best Scorer</b>	28	59	1 PARRAGUIRRE Vicente

LEGEND			
Atts	Attempts	C	Team Captain
L	Libero player	L	Substitute libero
n	Starting line-up where n = starting position on court (i.e. positions 1 to 6)	nn	Substitute where nn = jersey number of out going player
Opp	Opponent	Pts	Points scored

Timing and Results provided by TISSOT





SAT 13 JUL 2013  
20:00  
21:32

Match No: 52

### Match Statistics

статистика

Match Duration: 1h 32m  
Attendance: 100

### THA vs CHI

1 3

Teams	Sets	1	2	3	4	Total
THA	1	17	22	25	21	85
CHI	3	25	25	21	25	96
Playing Time		18m	21m	22m	22m	1h 23m

First Referee: MEDVID Mykhaylo (UKR)


Second Referee: MYREDAL Andreas (NOR)

### THA - Thailand

Scoring Spike

Limit 15.00%

Rk	No	Name	Spikes	Faults	Shots	Total Attempts	Eff %
1	1	RAKSAKAEW Jirayu	18	2	11	31	51.61
2	3	TABWISES Wanchai	14	4	7	25	40.00
3	14	SOMKANE Kitsada	8	4	3	15	26.67
	5	NILSAWAI Kissada	10	-	1	11	
	16	NAKPRASONG Teerasak	2	-	1	3	
	17	CHAROENSUK Saranchit	-	-	3	3	
	2	VAENPRADAB Montri	2	1	-	3	
	4	KESAPAN Nattapong	-	-	-	-	
	7	BOUDANG Yuranan	-	-	-	-	
	8	SILAPASRON Kanit	-	-	-	-	
	9	SRI-UTTHAWONG Kittikun	-	-	-	-	
	10	TOONTUPTHAI Piyarat	-	-	-	-	
Team Totals			54	11	26	91	47.25

Scoring Block


Rk	No	Name	Kill Blocks	Faults	Rebounds	Total Attempts	Avg by Set
1	5	NILSAWAI Kissada	1	15	4	20	0.25
1	16	NAKPRASONG Teerasak	1	2	1	4	0.25
1	17	CHAROENSUK Saranchit	1	3	-	4	0.25
4	2	VAENPRADAB Montri	-	5	3	8	0.00
4	14	SOMKANE Kitsada	-	7	1	8	0.00
4	3	TABWISES Wanchai	-	2	2	4	0.00
4	1	RAKSAKAEW Jirayu	-	2	1	3	0.00
	4	KESAPAN Nattapong	-	-	-	-	
	7	BOUDANG Yuranan	-	-	-	-	
	8	SILAPASRON Kanit	-	-	-	-	
	9	SRI-UTTHAWONG Kittikun	-	-	-	-	
	10	TOONTUPTHAI Piyarat	-	-	-	-	
Team Totals			3	36	12	51	0.75

Scoring Service


Rk	No	Name	Aces	Faults	Serve Hits	Total Attempts	Avg by Set
1	1	RAKSAKAEW Jirayu	2	4	10	16	0.50
2	5	NILSAWAI Kissada	1	4	9	14	0.25
3	3	TABWISES Wanchai	-	1	14	15	0.00
3	14	SOMKANE Kitsada	-	3	12	15	0.00
3	17	CHAROENSUK Saranchit	-	1	12	13	0.00
3	2	VAENPRADAB Montri	-	3	9	12	0.00
3	16	NAKPRASONG Teerasak	-	-	2	2	0.00
	4	KESAPAN Nattapong	-	-	-	-	
	7	BOUDANG Yuranan	-	-	-	-	
	8	SILAPASRON Kanit	-	-	-	-	
	9	SRI-UTTHAWONG Kittikun	-	-	-	-	
	10	TOONTUPTHAI Piyarat	-	-	-	-	
Team Totals			3	16	68	87	0.75

Team

Opponent Errors & Team Faults	25
-------------------------------	----

Timing and Results provided by  TISSOT



Match No: 52

Match Statistics  
статистика

Match Duration: 1h 32m  
Attendance: 100

THA vs CHI  
1 3

Teams	Sets	1	2	3	4	Total
THA	1	17	22	25	21	85
CHI	3	25	25	21	25	96
Playing Time		18m	21m	22m	22m	1h 23m

First Referee: MEDVID Mykhaylo (UKR)

Second Referee: MYREDAL Andreas (NOR)

THA - Thailand

Non-Scoring Dig


Rk	No	Name	Digs	Faults	Receptions	Total Attempts	Avg by Set
1	10	TOONTUPTHAI Piyarat	5	8	6	19	1.25
2	3	TABWISES Wanchai	2	4	3	9	0.50
3	14	SOMKANE Kitsada	1	2	3	6	0.25
3	2	VAENPRADAB Montri	1	1	1	3	0.25
5	17	CHAROENSUK Saranchit	-	3	4	7	0.00
5	1	RAKSAKAEW Jirayu	-	3	2	5	0.00
	4	KESAPAN Nattapong	-	-	-	-	-
	5	NILSAWAI Kissada	-	-	-	-	-
	7	BOUDANG Yuranan	-	-	-	-	-
	8	SILAPASRON Kanit	-	-	-	-	-
	9	SRI-UTTHAWONG Kittikun	-	-	-	-	-
	16	NAKPRASONG Teerasak	-	-	-	-	-
<b>Team Totals</b>			9	21	19	49	2.25

Non-Scoring Set


Rk	No	Name	Running Sets	Faults	Still Sets	Total Attempts	Avg by Set
1	17	CHAROENSUK Saranchit	50	1	24	75	12.50
2	1	RAKSAKAEW Jirayu	2	-	-	2	0.50
3	10	TOONTUPTHAI Piyarat	-	-	6	6	0.00
3	3	TABWISES Wanchai	-	-	3	3	0.00
3	16	NAKPRASONG Teerasak	-	-	1	1	0.00
3	5	NILSAWAI Kissada	-	1	-	1	0.00
	2	VAENPRADAB Montri	-	-	-	-	-
	4	KESAPAN Nattapong	-	-	-	-	-
	7	BOUDANG Yuranan	-	-	-	-	-
	8	SILAPASRON Kanit	-	-	-	-	-
	9	SRI-UTTHAWONG Kittikun	-	-	-	-	-
	14	SOMKANE Kitsada	-	-	-	-	-
<b>Team Totals</b>			52	2	34	88	13.00

Non-Scoring Reception

<b>Limit</b> 25.00%

Rk	No	Name	Excellents	Faults	Serve Receptions	Total Attempts	Succ %
1	10	TOONTUPTHAI Piyarat	10	3	11	24	41.67
2	14	SOMKANE Kitsada	11	2	15	28	39.29
3	3	TABWISES Wanchai	6	3	14	23	26.09
	17	CHAROENSUK Saranchit	-	1	-	1	-
	1	RAKSAKAEW Jirayu	-	-	-	-	-
	2	VAENPRADAB Montri	-	-	-	-	-
	4	KESAPAN Nattapong	-	-	-	-	-
	5	NILSAWAI Kissada	-	-	-	-	-
	7	BOUDANG Yuranan	-	-	-	-	-
	8	SILAPASRON Kanit	-	-	-	-	-
	9	SRI-UTTHAWONG Kittikun	-	-	-	-	-
	16	NAKPRASONG Teerasak	-	-	-	-	-
<b>Team Totals</b>			27	9	40	76	35.53



Match No: 52

### Match Statistics

статистика

Match Duration: 1h 32m  
Attendance: 100

### THA vs CHI

1 3

Teams	Sets	1	2	3	4	Total
THA	1	17	22	25	21	85
CHI	3	25	25	21	25	96
Playing Time		18m	21m	22m	22m	1h 23m

First Referee: MEDVID Mykhaylo (UKR)

Second Referee: MYREDAL Andreas (NOR)

### CHI - Chile

Scoring Spike

Limit 15.00%

Rk	No	Name	Spikes	Faults	Shots	Total Attempts	Eff %
1	1	PARRAGUIRRE Vicente	20	4	8	32	50.00
1	11	RILLING Alan	13	3	4	20	50.00
1	9	LOPEZ Cristobal	9	2	3	14	50.00
	5	PARRAGUIRRE Matias	6	1	6	13	
	3	PARRAGUIRRE Tomas	8	1	3	12	
	4	CACERES Carlos	1	-	1	2	
	2	SALINAS Rodrigo	-	-	-	-	
	6	FRAZZONI Roberto	-	-	-	-	
	7	PAPAGALLO Felipe	-	-	-	-	
	8	GONZALEZ Christian	-	-	-	-	
	10	VALENZUELA Diego	-	-	-	-	
	13	GOMEZ Felipe	-	-	-	-	
Team Totals			57	11	25	93	49.46

Scoring Block


Rk	No	Name	Kill Blocks	Faults	Rebounds	Total Attempts	Avg by Set
1	9	LOPEZ Cristobal	4	17	2	23	1.00
2	3	PARRAGUIRRE Tomas	1	12	6	19	0.25
2	5	PARRAGUIRRE Matias	1	5	-	6	0.25
2	4	CACERES Carlos	1	1	2	4	0.25
2	11	RILLING Alan	1	1	1	3	0.25
6	1	PARRAGUIRRE Vicente	-	3	2	5	0.00
	2	SALINAS Rodrigo	-	-	-	-	
	6	FRAZZONI Roberto	-	-	-	-	
	7	PAPAGALLO Felipe	-	-	-	-	
	8	GONZALEZ Christian	-	-	-	-	
	10	VALENZUELA Diego	-	-	-	-	
	13	GOMEZ Felipe	-	-	-	-	
Team Totals			8	39	13	60	2.00

Scoring Service


Rk	No	Name	Aces	Faults	Serve Hits	Total Attempts	Avg by Set
1	1	PARRAGUIRRE Vicente	8	8	6	22	2.00
2	11	RILLING Alan	1	4	8	13	0.25
3	9	LOPEZ Cristobal	-	1	16	17	0.00
3	3	PARRAGUIRRE Tomas	-	1	12	13	0.00
3	4	CACERES Carlos	-	1	12	13	0.00
3	5	PARRAGUIRRE Matias	-	1	12	13	0.00
3	10	VALENZUELA Diego	-	-	2	2	0.00
3	8	GONZALEZ Christian	-	-	1	1	0.00
	2	SALINAS Rodrigo	-	-	-	-	
	6	FRAZZONI Roberto	-	-	-	-	
	7	PAPAGALLO Felipe	-	-	-	-	
	13	GOMEZ Felipe	-	-	-	-	
Team Totals			9	16	69	94	2.25

Team

Opponent Errors & Team Faults	22
-------------------------------	----

Timing and Results provided by  TISSOT



SAT 13 JUL 2013  
20:00  
21:32

Match No: 52

Match Statistics  
статистика

Match Duration: 1h 32m  
Attendance: 100


THA vs CHI  
1 3

Teams	Sets	1	2	3	4	Total
THA	1	17	22	25	21	85
CHI	3	25	25	21	25	96
Playing Time		18m	21m	22m	22m	1h 23m

First Referee: MEDVID Mykhaylo (UKR)

Second Referee: MYREDAL Andreas (NOR)

CHI - Chile

Non-Scoring Dig


Rk	No	Name	Digs	Faults	Receptions	Total Attempts	Avg by Set
1	5	PARRAGUIRRE Matias	2	2	4	8	0.50
2	4	CACERES Carlos	1	7	9	17	0.25
2	1	PARRAGUIRRE Vicente	1	1	3	5	0.25
4	7	PAPAGALLO Felipe	-	4	4	8	0.00
4	3	PARRAGUIRRE Tomas	-	2	2	4	0.00
4	11	RILLING Alan	-	-	2	2	0.00
4	9	LOPEZ Cristobal	-	-	1	1	0.00
	2	SALINAS Rodrigo	-	-	-	-	
	6	FRAZZONI Roberto	-	-	-	-	
	8	GONZALEZ Christian	-	-	-	-	
	10	VALENZUELA Diego	-	-	-	-	
	13	GOMEZ Felipe	-	-	-	-	
Team Totals			4	16	25	45	1.00

Non-Scoring Set



Rk	No	Name	Running Sets	Faults	Still Sets	Total Attempts	Avg by Set
1	4	CACERES Carlos	48	-	28	76	12.00
2	7	PAPAGALLO Felipe	2	-	1	3	0.50
2	6	FRAZZONI Roberto	2	-	-	2	0.50
4	5	PARRAGUIRRE Matias	1	-	-	1	0.25
5	11	RILLING Alan	-	-	2	2	0.00
5	3	PARRAGUIRRE Tomas	-	-	1	1	0.00
	1	PARRAGUIRRE Vicente	-	-	-	-	
	2	SALINAS Rodrigo	-	-	-	-	
	8	GONZALEZ Christian	-	-	-	-	
	9	LOPEZ Cristobal	-	-	-	-	
	10	VALENZUELA Diego	-	-	-	-	
	13	GOMEZ Felipe	-	-	-	-	
Team Totals			53		32	85	13.25

Non-Scoring Reception

Limit 25.00%

Rk	No	Name	Excellents	Faults	Serve Receptions	Total Attempts	Succ %
1	7	PAPAGALLO Felipe	18	2	9	29	62.07
2	5	PARRAGUIRRE Matias	13	-	9	22	59.09
	1	PARRAGUIRRE Vicente	9	-	9	18	
	3	PARRAGUIRRE Tomas	1	-	-	1	
	2	SALINAS Rodrigo	-	-	-	-	
	4	CACERES Carlos	-	-	-	-	
	6	FRAZZONI Roberto	-	-	-	-	
	8	GONZALEZ Christian	-	-	-	-	
	9	LOPEZ Cristobal	-	-	-	-	
	10	VALENZUELA Diego	-	-	-	-	
	11	RILLING Alan	-	-	-	-	
	13	GOMEZ Felipe	-	-	-	-	
Team Totals			41	2	27	70	58.57

LEGEND Avg Average Eff% Efficiency Rk Rank Succ% Success %

Timing and Results provided by  TISSOT



Match No: 53

**Start List**

Стартовый список

**RUS vs BRA**

First Referee: TSUKAMOTO Takeshi (JPN)

Second Referee: BAKUNOVICH Yury (BLR)

**RUS - Russian Fed.**

No.	C/L	Name	Shirt Name	Height m / ft in	Weight kg / lbs	Highest Reach		Date of Birth	Tournament Totals				
						Spike cm	Block cm		Spike	Block	Serve	Total	%
1		VOLVICH Artem	Volvich	2.12/6'11"	105/231	360	320	22 JAN 1990	9	5	2	16	5.25
3		KOVALEV Dmitriy	Kovalev	1.98/6'6"	92/203	355	335	15 MAR 1991	3	10	3	16	5.25
4		ANTIPKIN Sergey	Antipkin	1.97/6'6"	83/183	330	310	28 MAR 1986		6	7	13	4.26
5		SYCHEV Oleg	Sychev	2.10/6'11"	100/220	355	340	22 APR 1988	19	10	3	32	10.49
7		SHIPOTKO Denis	Shipotko	2.00/6'7"	95/209	340	310	28 FEB 1985	3			3	0.98
8	C	BIRUYKOV Denis	Biriukov	2.04/6'8"	93/205	355	330	8 DEC 1988	40	4	4	48	15.74
9	L	GOLUBEV Valentin	Golubev	1.86/6'1"	81/179	330	310	3 MAY 1992					
10		MARKIN Alexandr	Markin	1.97/6'6"	96/212	345	320	28 JUL 1990	27	7	2	36	11.80
14		SHCHERBININ Dmitriy	Shcherbinin	2.05/6'9"	100/220	348	330	10 SEP 1989	11	2	1	14	4.59
15		ILINYKH Dmitry	Ilinykh	2.01/6'7"	91/201	351	331	31 JAN 1987	34	6	1	41	13.44
17		ZHIGALOV Maksim	Zhigalov	2.03/6'8"	90/198	355	330	26 JUL 1989	59	8	10	77	25.25
18		SAVIN Sergey	Savin	2.00/6'7"	94/207	357	340	7 OCT 1988	7	2		9	2.95

Head Coach SHLIAPNIKOV Sergei

Assistant Coach KHROMENKOV Vladimir

Results in this  
Universiade

Phase	Opponent	Sets	Points per Set
Preliminary	KOR	3 - 0	25-21, 25-16, 25-20
Preliminary	HKG	3 - 0	26-24, 25-12, 25-15
Preliminary	USA	3 - 0	25-13, 25-18, 25-9
Preliminary	EST	3 - 0	25-18, 25-22, 25-21
Preliminary	BLR	3 - 2	22-25, 25-17, 25-22, 19-25, 15-6

**BRA - Brazil**

No.	C/L	Name	Shirt Name	Height m / ft in	Weight kg / lbs	Highest Reach		Date of Birth	Tournament Totals				
						Spike cm	Block cm		Spike	Block	Serve	Total	%
1		JERONYMO Fabiano		1.84/6'0"	76/168	328	317	11 JUN 1986	6	3	1	10	3.31
2		SOARES Igor		1.87/6'2"	79/174	355	335	26 AUG 1990	4		2	6	1.99
3		CRUVINEL Renato		1.82/6'0"	75/165	310	295	16 NOV 1990			1	1	0.33
4		SILVA Hugo		1.97/6'6"	87/192	342	328	4 JUL 1990	11	2	1	14	4.64
5		SILVA Petrus		2.03/6'8"	96/212	345	330	5 MAY 1987	15	10	2	27	8.94
6		PERES Victor		1.90/6'3"	85/187	327	315	23 APR 1988	38	2	4	44	14.57
7	C	LIMA Lucas		2.00/6'7"	91/201	348	338	18 AUG 1989	21	14	3	38	12.58
8		SILVA Vivalde		2.00/6'7"	95/209	350	325	18 NOV 1990	33	2	5	40	13.25
9		PINHEIRO Leonardo		2.10/6'11"	103/227	360	335	9 FEB 1986	20	3	3	26	8.61
10		SILVA Alisson		2.08/6'10"	98/216	342	330	19 OCT 1987	14	8	6	28	9.27
11	L	MORAES Gian		1.70/5'7"	72/159	290	285	30 NOV 1988					
12		CIRQUERA Pablo		1.92/6'4"	93/205	340	325	2 DEC 1988	57	1	10	68	22.52

Head Coach MARTINS Paulo


Assistant Coach LUSTOSA Luiz Eduardo

Results in this  
Universiade

Phase	Opponent	Sets	Points per Set
Preliminary	MAC	3 - 0	25-10, 25-11, 25-16
Preliminary	CHN	3 - 0	25-15, 25-16, 25-18
Preliminary	AUS	3 - 1	25-17, 28-26, 26-28, 25-13
Preliminary	SUI	3 - 1	25-23, 25-21, 21-25, 25-14
Preliminary	POL	0 - 3	25-27, 23-25, 17-25

LEGEND

% Percent of total team scoring World Championships  
 C Team Captain  
 L Libero Player

Timing and Results provided by  TISSOT





Match No: 53

**Match Results**  
 Результат / Отчет о матче

Match Duration: 1h 13m  
 Attendance: 4100

**RUS vs BRA**  
 3 0

Teams	Sets	1	2	3	Total
RUS	3	25	25	25	75
BRA	0	19	12	14	45
	Playing Time	22m	23m	22m	1h 07m

First Referee: TSUKAMOTO Takeshi (JPN)

Second Referee: BAKUNOVICH Yury (BLR)

RUS - Russian Fed.								
No	C/L	Name	1	2	3	4	5	Pts
1		VOLVICH Artem	6	1	6			8
3		KOVALEV Dmitry	1	2	1			3
4		ANTIPKIN Sergey			17			
5		SYCHEV Oleg			1			2
7		SHIPOTKO Denis	15		8			1
8	C	BIRUYKOV Denis	5	6	5			11
9	L	GOLUBEV Valentin	L	L	L			
10		MARKIN Alexandr						
14		SHCHERBININ Dmitry	3	4	3			6
15		ILINYKH Dmitry	2	3	2			12
17		ZHIGALOV Maksim	4	5	4			15
18		SAVIN Sergey			3			
Head Coach		SHLIAPNIKOV Sergei						
Assistant Coach		KHROMENKOV Vladimir						

BRA - Brazil								
No	C/L	Name	1	2	3	4	5	Pts
1		JERONYMO Fabiano	2	1	2			
2		SOARES Igor			6			4
3		CRUVINEL Renato		9	1			
4		SILVA Hugo	6	5				2
5		SILVA Petrus	4	3	4			4
6		PERES Victor	4	12	3			
7	C	LIMA Lucas	1	6	1			6
8		SILVA Vivalde		1	9			3
9		PINHEIRO Leonardo	5	4	5			9
10		SILVA Alisson						
11	L	MORAES Gian	L	L	L			
12		CIRQUERA Pablo	3	2				5
Head Coach		MARTINS Paulo						
Assistant Coach		LUSTOSA Luiz Eduardo						

**TEAM AND PLAYER PERFORMANCES**

Won	Total Atts	No Name	Scoring Skills	Won	Total Atts	No Name
37	59	<b>Total Team</b>		30	77	<b>Total Team</b>
12	14	17 ZHIGALOV Maksim	Spike	9	21	9 PINHEIRO Leonardo
9	16	8 BIRUYKOV Denis		5	12	12 CIRQUERA Pablo
9	15	15 ILINYKH Dmitry		4	6	2 SOARES Igor
17	55	<b>Total Team</b>	Block	2	36	<b>Total Team</b>
6	9	1 VOLVICH Artem		2	11	7 LIMA Lucas
3	10	17 ZHIGALOV Maksim				
3	10	15 ILINYKH Dmitry	Serve	1	46	<b>Total Team</b>
4	74	<b>Total Team</b>		1	6	4 SILVA Hugo
2	16	14 SHCHERBININ Dmitry				
1	12	8 BIRUYKOV Denis	Opp Error	12		<b>Total Team</b>
1	11	3 KOVALEV Dmitry		45	159	<b>Total Team</b>
17		<b>Total Team</b>	Total	12		<b>Total Team</b>
75	188	<b>Total Team</b>		45	159	<b>Total Team</b>
15	34	17 ZHIGALOV Maksim	Best Scorer	9	28	9 PINHEIRO Leonardo
112 km/h		17 ZHIGALOV Maksim	Fastest Serve	112 km/h		4 SILVA Hugo

LEGEND			
Atts	Attempts	C	Team Captain
L	Libero player	L	Substitute libero
n	Starting line-up where n = starting position on court (i.e. positions 1 to 6)	nn	Substitute where nn = jersey number of out going player
Opp	Opponent	Pts	Points scored

Timing and Results provided by TISSOT



SAT 13 JUL 2013  
20:35  
21:48

Match No: 53

Match Statistics  
статистика

Match Duration: 1h 13m  
Attendance: 4100

RUS vs BRA  
3 0

Teams	Sets	1	2	3	Total
RUS	3	25	25	25	75
BRA	0	19	12	14	45
	Playing Time	22m	23m	22m	1h 07m

First Referee: TSUKAMOTO Takeshi (JPN)


Second Referee: BAKUNOVICH Yuri (BLR)

RUS - Russian Fed.

Scoring Spike

Limit 15.00%

Rk	No	Name	Spikes	Faults	Shots	Total Attempts	Eff %
1	17	ZHIGALOV Maksim	12	-	2	14	85.71
2	15	ILINYKH Dmitry	9	1	5	15	53.33
3	8	BIRUYKOV Denis	9	1	6	16	50.00
	14	SHCHERBININ Dmitriy	2	2	1	5	
	1	VOLVICH Artem	2	1	1	4	
	5	SYCHEV Oleg	2	-	1	3	
	7	SHIPOTKO Denis	1	1	-	2	
	3	KOVALEV Dmitriy	-	-	-	-	
	4	ANTIPKIN Sergey	-	-	-	-	
	9	GOLUBEV Valentin	-	-	-	-	
	10	MARKIN Alexandr	-	-	-	-	
	18	SAVIN Sergey	-	-	-	-	
Team Totals			37	6	16	59	52.54

Scoring Block


Rk	No	Name	Kill Blocks	Faults	Rebounds	Total Attempts	Avg by Set
1	1	VOLVICH Artem	6	2	1	9	2.00
2	17	ZHIGALOV Maksim	3	6	1	10	1.00
2	15	ILINYKH Dmitry	3	7	-	10	1.00
4	14	SHCHERBININ Dmitriy	2	5	8	15	0.67
4	3	KOVALEV Dmitriy	2	2	1	5	0.67
6	8	BIRUYKOV Denis	1	1	2	4	0.33
7	5	SYCHEV Oleg	-	2	-	2	0.00
	4	ANTIPKIN Sergey	-	-	-	-	
	7	SHIPOTKO Denis	-	-	-	-	
	9	GOLUBEV Valentin	-	-	-	-	
	10	MARKIN Alexandr	-	-	-	-	
	18	SAVIN Sergey	-	-	-	-	
Team Totals			17	25	13	55	5.67

Scoring Service


Rk	No	Name	Aces	Faults	Serve Hits	Total Attempts	Avg by Set
1	14	SHCHERBININ Dmitriy	2	1	13	16	0.67
2	8	BIRUYKOV Denis	1	1	10	12	0.33
2	3	KOVALEV Dmitriy	1	2	8	11	0.33
4	15	ILINYKH Dmitry	-	2	16	18	0.00
4	17	ZHIGALOV Maksim	-	2	8	10	0.00
4	1	VOLVICH Artem	-	-	5	5	0.00
4	5	SYCHEV Oleg	-	-	1	1	0.00
4	18	SAVIN Sergey	-	-	1	1	0.00
	4	ANTIPKIN Sergey	-	-	-	-	
	7	SHIPOTKO Denis	-	-	-	-	
	9	GOLUBEV Valentin	-	-	-	-	
	10	MARKIN Alexandr	-	-	-	-	
Team Totals			4	8	62	74	1.33

Team

Opponent Errors & Team Faults	17
-------------------------------	----

Timing and Results provided by  TISSOT



SAT 13 JUL 2013  
20:35  
21:48

Match No: 53

### Match Statistics

статистика

Match Duration: 1h 13m  
Attendance: 4100


RUS vs BRA  
3 0

Teams	Sets	1	2	3	Total
RUS	3	25	25	25	75
BRA	0	19	12	14	45
Playing Time		22m	23m	22m	1h 07m


First Referee: TSUKAMOTO Takeshi (JPN)

Second Referee: BAKUNOVICH Yuri (BLR)

### RUS - Russian Fed.

Non-Scoring Dig


Rk	No	Name	Digs	Faults	Receptions	Total Attempts	Avg by Set
1	9	GOLUBEV Valentin	5	2	3	10	1.67
2	15	ILINYKH Dmitry	1	2	4	7	0.33
2	17	ZHIGALOV Maksim	1	2	2	5	0.33
2	8	BIRUYKOV Denis	1	-	3	4	0.33
5	3	KOVALEV Dmitriy	-	-	6	6	0.00
5	1	VOLVICH Artem	-	-	2	2	0.00
	4	ANTIPKIN Sergey	-	-	-	-	-
	5	SYCHEV Oleg	-	-	-	-	-
	7	SHIPOTKO Denis	-	-	-	-	-
	10	MARKIN Alexandr	-	-	-	-	-
	14	SHCHERBININ Dmitriy	-	-	-	-	-
	18	SAVIN Sergey	-	-	-	-	-
<b>Team Totals</b>			8	6	20	34	2.67

Non-Scoring Set


Rk	No	Name	Running Sets	Faults	Still Sets	Total Attempts	Avg by Set
1	3	KOVALEV Dmitriy	26	-	16	42	8.67
2	4	ANTIPKIN Sergey	3	-	1	4	1.00
3	9	GOLUBEV Valentin	1	-	4	5	0.33
3	14	SHCHERBININ Dmitriy	1	-	-	1	0.33
3	15	ILINYKH Dmitry	1	-	-	1	0.33
6	7	SHIPOTKO Denis	-	-	1	1	0.00
	1	VOLVICH Artem	-	-	-	-	-
	5	SYCHEV Oleg	-	-	-	-	-
	8	BIRUYKOV Denis	-	-	-	-	-
	10	MARKIN Alexandr	-	-	-	-	-
	17	ZHIGALOV Maksim	-	-	-	-	-
	18	SAVIN Sergey	-	-	-	-	-
<b>Team Totals</b>			32		22	54	10.67

Non-Scoring Reception

<b>Limit</b> 25.00%

Rk	No	Name	Excellents	Faults	Serve Receptions	Total Attempts	Succ %
1	9	GOLUBEV Valentin	8	1	1	10	80.00
2	8	BIRUYKOV Denis	7	-	7	14	50.00
	7	SHIPOTKO Denis	3	-	2	5	
	15	ILINYKH Dmitry	1	-	3	4	
	1	VOLVICH Artem	-	-	-	-	
	3	KOVALEV Dmitriy	-	-	-	-	
	4	ANTIPKIN Sergey	-	-	-	-	
	5	SYCHEV Oleg	-	-	-	-	
	10	MARKIN Alexandr	-	-	-	-	
	14	SHCHERBININ Dmitriy	-	-	-	-	
	17	ZHIGALOV Maksim	-	-	-	-	
	18	SAVIN Sergey	-	-	-	-	
<b>Team Totals</b>			19	1	13	33	57.58



Match No: 53

Match Statistics  
СТАТИСТИКА

Match Duration: 1h 13m  
Attendance: 4100

RUS vs BRA  
3 0

Teams	Sets	1	2	3	Total
RUS	3	25	25	25	75
BRA	0	19	12	14	45
	Playing Time	22m	23m	22m	1h 07m

First Referee: TSUKAMOTO Takeshi (JPN)


Second Referee: BAKUNOVICH Yuri (BLR)

BRA - Brazil


Scoring Spike

Limit 15.00%

Rk	No	Name	Spikes	Faults	Shots	Total Attempts	Eff %
1	9	PINHEIRO Leonardo	9	6	6	21	14.29
2	12	CIRQUERA Pablo	5	4	3	12	8.33
	5	SILVA Petrus	4	5	3	12	
	8	SILVA Vivalde	3	3	2	8	
	2	SOARES Igor	4	1	1	6	
	4	SILVA Hugo	1	1	4	6	
	7	LIMA Lucas	4	2	-	6	
	6	PERES Victor	-	2	3	5	
	1	JERONYMO Fabiano	-	-	1	1	
	3	CRUVINEL Renato	-	-	-	-	
	10	SILVA Alisson	-	-	-	-	
	11	MORAES Gian	-	-	-	-	
Team Totals			30	24	23	77	7.79

Scoring Block



Rk	No	Name	Kill Blocks	Faults	Rebounds	Total Attempts	Avg by Set
1	7	LIMA Lucas	2	6	3	11	0.67
2	5	SILVA Petrus	-	6	3	9	0.00
2	1	JERONYMO Fabiano	-	4	-	4	0.00
2	4	SILVA Hugo	-	1	2	3	0.00
2	12	CIRQUERA Pablo	-	2	1	3	0.00
2	8	SILVA Vivalde	-	2	-	2	0.00
2	9	PINHEIRO Leonardo	-	2	-	2	0.00
2	2	SOARES Igor	-	1	-	1	0.00
2	3	CRUVINEL Renato	-	1	-	1	0.00
	6	PERES Victor	-	-	-	-	
	10	SILVA Alisson	-	-	-	-	
	11	MORAES Gian	-	-	-	-	
Team Totals			2	25	9	36	0.67

Scoring Service


Rk	No	Name	Aces	Faults	Serve Hits	Total Attempts	Avg by Set
1	4	SILVA Hugo	1	-	5	6	0.33
2	5	SILVA Petrus	-	-	9	9	0.00
2	7	LIMA Lucas	-	-	8	8	0.00
2	1	JERONYMO Fabiano	-	1	6	7	0.00
2	9	PINHEIRO Leonardo	-	1	4	5	0.00
2	12	CIRQUERA Pablo	-	3	2	5	0.00
2	3	CRUVINEL Renato	-	-	2	2	0.00
2	6	PERES Victor	-	1	1	2	0.00
2	8	SILVA Vivalde	-	-	1	1	0.00
2	2	SOARES Igor	-	1	-	1	0.00
	10	SILVA Alisson	-	-	-	-	
	11	MORAES Gian	-	-	-	-	
Team Totals			1	7	38	46	0.33

Team

Opponent Errors & Team Faults	12	2

Timing and Results provided by  TISSOT



SAT 13 JUL 2013  
20:35  
21:48

Match No: 53

Match Statistics  
статистика

Match Duration: 1h 13m  
Attendance: 4100

RUS vs BRA  
3 0

Teams	Sets	1	2	3	Total
RUS	3	25	25	25	75
BRA	0	19	12	14	45
	Playing Time	22m	23m	22m	1h 07m

First Referee: TSUKAMOTO Takeshi (JPN)

Second Referee: BAKUNOVICH Yuri (BLR)

BRA - Brazil

Non-Scoring Dig

Rk	No	Name	Digs	Faults	Receptions	Total Attempts	Avg by Set
1	11	MORAES Gian	1	1	5	7	0.33
1	4	SILVA Hugo	1	1	4	6	0.33
1	1	JERONYMO Fabiano	1	3	1	5	0.33
1	2	SOARES Igor	1	-	2	3	0.33
1	9	PINHEIRO Leonardo	1	1	1	3	0.33
1	5	SILVA Petrus	1	-	1	2	0.33
1	8	SILVA Vivalde	1	-	-	1	0.33
8	6	PERES Victor	-	-	5	5	0.00
8	3	CRUVINEL Renato	-	1	1	2	0.00
8	7	LIMA Lucas	-	1	-	1	0.00
	10	SILVA Alisson	-	-	-	-	-
	12	CIRQUERA Pablo	-	-	-	-	-
<b>Team Totals</b>			7	8	20	35	2.33

Non-Scoring Set

Rk	No	Name	Running Sets	Faults	Still Sets	Total Attempts	Avg by Set
1	1	JERONYMO Fabiano	19	-	27	46	6.33
2	3	CRUVINEL Renato	9	-	14	23	3.00
3	5	SILVA Petrus	-	-	2	2	0.00
3	4	SILVA Hugo	-	-	1	1	0.00
3	7	LIMA Lucas	-	-	1	1	0.00
	2	SOARES Igor	-	-	-	-	-
	6	PERES Victor	-	-	-	-	-
	8	SILVA Vivalde	-	-	-	-	-
	9	PINHEIRO Leonardo	-	-	-	-	-
	10	SILVA Alisson	-	-	-	-	-
	11	MORAES Gian	-	-	-	-	-
	12	CIRQUERA Pablo	-	-	-	-	-
<b>Team Totals</b>			28		45	73	9.33

Non-Scoring Reception
<b>Limit</b>
25.00%

Rk	No	Name	Excellents	Faults	Serve Receptions	Total Attempts	Succ %
1	12	CIRQUERA Pablo	9	1	2	12	75.00
2	11	MORAES Gian	12	-	10	22	54.55
3	4	SILVA Hugo	4	-	7	11	36.36
4	6	PERES Victor	6	3	8	17	35.29
	2	SOARES Igor	-	-	2	2	-
	1	JERONYMO Fabiano	-	-	-	-	-
	3	CRUVINEL Renato	-	-	-	-	-
	5	SILVA Petrus	-	-	-	-	-
	7	LIMA Lucas	-	-	-	-	-
	8	SILVA Vivalde	-	-	-	-	-
	9	PINHEIRO Leonardo	-	-	-	-	-
	10	SILVA Alisson	-	-	-	-	-
<b>Team Totals</b>			31	4	29	64	48.44

LEGEND Avg Average Eff% Efficiency Rk Rank Succ% Success %

Timing and Results provided by TISSOT





# Result Book

27th Summer Universiade in Kazan 2013



## Volleyball

Men's Semifinals





Match No: 48

### Start List

Стартовый список

## CHN vs USA

First Referee: RYABTSOV Alexander (RUS)

Second Referee: ALNOAMAN Salem Abu Baker (UAE)

### CHN - China

No.	C/L	Name	Shirt Name	Height m / ft in	Weight kg / lbs	Highest Reach		Date of Birth	Tournament Totals				
						Spike cm	Block cm		Spike	Block	Serve	Total	%
1		TANG Pishengyu		1.90/6'3"	85/187	340	320	13 APR 1995	18			18	8.18
2		LI Chenhao		1.94/6'4"	83/183	310	300	19 APR 1993	31	4	4	39	17.73
3		LIN Bo		1.99/6'6"	100/220	350	330	4 JUL 1988	17	10	1	28	12.73
4		CAO Hailun		1.94/6'4"	88/194	320	310	4 MAI 1993	41	7	5	53	24.09
5		WANG Yang		1.95/6'5"	85/187	335	320	28 FEB 1993	2			2	0.91
8	C	SUN Yubo		1.97/6'6"	110/243	330	320	3 MRZ 1990	10	7	3	20	9.09
9		WANG Xi		1.87/6'2"	87/192	330	320	11 JAN 1990	18		1	19	8.64
10		SUN Gongping		1.87/6'2"	85/187	330	320	12 JUL 1991	1			1	0.45
11		YUAN Huilong		1.98/6'6"	85/187	350	330	26 OKT 1993	30	7	2	39	17.73
12		KANG Long		1.93/6'4"	98/216	325	315	15 MAI 1988	1			1	0.45
18	L	XU Xin		1.88/6'2"	80/176	320	310	10 OKT 1992					
<b>Head Coach</b> CHEN Xingbiao			<b>Assistant Coach</b> SUN Guomin										

Results in this  
Universiade

Phase	Opponent	Sets	Points per Set
Preliminary	POL	0 - 3	19-25, 13-25, 10-25
Preliminary	BRA	0 - 3	15-25, 16-25, 18-25
Preliminary	SUI	1 - 3	30-28, 21-25, 18-25, 15-25
Preliminary	MAC	3 - 1	25-22, 25-14, 19-25, 25-8
Preliminary	AUS	0 - 3	20-25, 17-25, 18-25


### USA - United States

No.	C/L	Name	Shirt Name	Height m / ft in	Weight kg / lbs	Highest Reach		Date of Birth	Tournament Totals				
						Spike cm	Block cm		Spike	Block	Serve	Total	%
3		PELLETIER Michael	PELLETIER	1.98/6'6"	93/205	340	315	15 SEP 1991	20	5	2	27	14.21
5		VEGA Luis	VEGA	1.83/6'0"	73/161	335	306	19 JUN 1994	29	4	2	35	18.42
8		MASCOE Jason	MASCOE	1.88/6'2"	79/174	333	302	15 NOV 1993					
9	L	LILLEY Ryan	LILLEY	1.81/5'11"	88/194	312	288	11 SEP 1992					
12	C	PIEPER Keaton	PIEPER	1.93/6'4"	82/181	335	301	9 APR 1993	4		6	10	5.26
14		FALCONE Gregory	FALCONE	2.03/6'8"	97/214	345	319	8 MRZ 1991	31	7	1	39	20.53
15		QUESENBERRY Ryan	QUESENBERRY	1.98/6'6"	76/168	338	295	21 JUL 1992	38	4	1	43	22.63
16		JOHNSON Eric	JOHNSON	1.89/6'2"	73/161	318	270	28 JUL 1994					
17		O'LEARY James	O'LEARY	1.98/6'6"	102/225	335	300	10 MRZ 1992	28	2	2	32	16.84
18	L	FERRY Nicholas	FERRY	1.83/6'0"	82/181	330	302	18 APR 1992					
19		WOODS JR. Gregory	WOODS	1.85/6'1"	84/185	335	298	31 OKT 1994	2			2	1.05
20		BRAWN Eric	BRAWN	1.90/6'3"	93/205	330	299	30 AUG 1994	1	1		2	1.05
<b>Head Coach</b> SULLIVAN Charlie			<b>Assistant Coach</b> BURCH Kevin										

Results in this  
Universiade

Phase	Opponent	Sets	Points per Set
Preliminary	EST	0 - 3	22-25, 17-25, 18-25
Preliminary	BLR	0 - 3	18-25, 15-25, 20-25
Preliminary	RUS	0 - 3	13-25, 18-25, 9-25
Preliminary	HKG	1 - 3	18-25, 29-27, 23-25, 20-25
Preliminary	KOR	0 - 3	13-25, 14-25, 22-25

LEGEND			
%	Percent of total team scoring	C	Team Captain
L	Libero Player		

Timing and Results provided by  TISSOT



Match No: 48

### Match Results

Результат / Отчет о матче

Match Duration: 1h 39m  
Attendance: 300

## CHN vs USA

3 1

Teams	Sets	1	2	3	4	Total
CHN	3	25	25	23	25	98
USA	1	14	19	25	21	79
	Playing Time	20m	23m	24m	23m	1h 30m

First Referee: RYABTSOV Alexander (RUS)

Second Referee: ALNOAMAN Salem Abu Baker (UAE)

CHN - China									
No	C/L	Name	1	2	3	4	5	Pts	
1		TANG Pishengyu	3	4	3	4		6	
2		LI Chenhao			10				
3		LIN Bo	2	3	2	3		8	
4		CAO Hailun	4	5	4	5		20	
5		WANG Yang		1				1	
8	C	SUN Yubo	1	2	1	2		8	
9		WANG Xi			1			1	
10		SUN Gongping	6	1	6	1		4	
11		YUAN Huilong	5	6	5	6		15	
12		KANG Long							
18	L	XU Xin	L	L	L	L			
Head Coach		CHEN Xingbiao							
Assistant Coach		SUN Guomin							

USA - United States									
No	C/L	Name	1	2	3	4	5	Pts	
3		PELLETIER Michael			5	2		7	
5		VEGA Luis	3	1	3	6		14	
8		MASCOE Jason							
9	L	LILLEY Ryan		L	L	L			
12	C	PIEPER Keaton	2	6	2	5		1	
14		FALCONE Gregory	4	2	4	1		9	
15		QUESENBERRY Ryan	5					1	
16		JOHNSON Eric			14	17			
17		O'LEARY James	1	5	1	4		5	
18	L	FERRY Nicholas	L	L					
19		WOODS JR. Gregory	6	4	6	3		12	
20		BRAWN Eric	15	3				1	
Head Coach		SULLIVAN Charlie							
Assistant Coach		BURCH Kevin							

### TEAM AND PLAYER PERFORMANCES

Won	Total Atts	No Name	Scoring Skills	Won	Total Atts	No Name
48	90	Total Team		38	90	Total Team
19	32	4 CAO Hailun	Spike	12	29	5 VEGA Luis
9	15	11 YUAN Huilong		11	25	19 WOODS JR. Gregory
7	18	8 SUN Yubo		6	13	3 PELLETIER Michael
9	41	Total Team	Block	7	53	Total Team
4	17	11 YUAN Huilong		3	17	14 FALCONE Gregory
2	8	3 LIN Bo		1	10	17 O'LEARY James
2	10	10 SUN Gongping	1	9	12 PIEPER Keaton	
6	96	Total Team	Serve	5	81	Total Team
3	21	3 LIN Bo		3	15	14 FALCONE Gregory
2	17	11 YUAN Huilong		1	10	3 PELLETIER Michael
1	17	4 CAO Hailun	1	11	5 VEGA Luis	
35		Total Team	Opp Error	29		Total Team
98	227	Total Team	Total	79	224	Total Team
20	50	4 CAO Hailun	Best Scorer	14	43	5 VEGA Luis

#### LEGEND

Atts Attempts  
L Libero player  
n Starting line-up where n = starting position on court (i.e. positions 1 to 6)  
Opp Opponent

C Team Captain  
L Substitute libero  
nn Substitute where nn = jersey number of out going player  
Pts Points scored

Timing and Results provided by TISSOT



Match No: 48

### Match Statistics

статистика

Match Duration: 1h 39m  
Attendance: 300

### CHN vs USA

3 1

Teams	Sets	1	2	3	4	Total
CHN	3	25	25	23	25	98
USA	1	14	19	25	21	79
	Playing Time	20m	23m	24m	23m	1h 30m

First Referee: RYABTSOV Alexander (RUS)


Second Referee: ALNOAMAN Salem Abu Baker (UAE)

### CHN - China


Scoring Spike

Limit
15.00%

Rk	No	Name	Spikes	Faults	Shots	Total Attempts	Eff %
1	4	CAO Hailun	19	5	8	32	43.75
2	11	YUAN Huilong	9	3	3	15	40.00
3	1	TANG Pishengyu	6	2	7	15	26.67
4	8	SUN Yubo	7	6	5	18	5.56
	3	LIN Bo	3	-	3	6	
	10	SUN Gongping	2	-	-	2	
	5	WANG Yang	1	-	-	1	
	9	WANG Xi	1	-	-	1	
	2	LI Chenhao	-	-	-	-	
	12	KANG Long	-	-	-	-	
	18	XU Xin	-	-	-	-	
<b>Team Totals</b>			48	16	26	90	35.56

Scoring Block


Rk	No	Name	Kill Blocks	Faults	Rebounds	Total Attempts	Avg by Set
1	11	YUAN Huilong	4	10	3	17	1.00
2	10	SUN Gongping	2	5	3	10	0.50
2	3	LIN Bo	2	4	2	8	0.50
4	8	SUN Yubo	1	-	2	3	0.25
5	4	CAO Hailun	-	-	1	1	0.00
5	9	WANG Xi	-	-	1	1	0.00
5	1	TANG Pishengyu	-	1	-	1	0.00
	2	LI Chenhao	-	-	-	-	
	5	WANG Yang	-	-	-	-	
	12	KANG Long	-	-	-	-	
	18	XU Xin	-	-	-	-	
<b>Team Totals</b>			9	20	12	41	2.25

Scoring Service


Rk	No	Name	Aces	Faults	Serve Hits	Total Attempts	Avg by Set
1	3	LIN Bo	3	1	17	21	0.75
2	11	YUAN Huilong	2	1	14	17	0.50
3	4	CAO Hailun	1	1	15	17	0.25
4	10	SUN Gongping	-	6	11	17	0.00
4	1	TANG Pishengyu	-	2	10	12	0.00
4	8	SUN Yubo	-	3	7	10	0.00
4	9	WANG Xi	-	-	1	1	0.00
4	5	WANG Yang	-	1	-	1	0.00
	2	LI Chenhao	-	-	-	-	
	12	KANG Long	-	-	-	-	
	18	XU Xin	-	-	-	-	
<b>Team Totals</b>			6	15	75	96	1.50

Team
------

Opponent Errors & Team Faults	
	35 1





Match No: 48

Match Statistics  
статистика

Match Duration: 1h 39m  
Attendance: 300


CHN vs USA  
3 1

Teams	Sets	1	2	3	4	Total
CHN	3	25	25	23	25	98
USA	1	14	19	25	21	79
	Playing Time	20m	23m	24m	23m	1h 30m

First Referee: RYABTSOV Alexander (RUS)

Second Referee: ALNOAMAN Salem Abu Baker (UAE)

CHN - China

Non-Scoring Dig


Rk	No	Name	Digs	Faults	Receptions	Total Attempts	Avg by Set
1	8	SUN Yubo	5	6	3	14	1.25
2	1	TANG Pishengyu	3	1	4	8	0.75
3	18	XU Xin	2	2	1	5	0.50
3	3	LIN Bo	2	-	-	2	0.50
5	10	SUN Gongping	1	2	2	5	0.25
6	4	CAO Hailun	-	2	3	5	0.00
6	11	YUAN Huilong	-	2	-	2	0.00
6	9	WANG Xi	-	-	1	1	0.00
	2	LI Chenhao	-	-	-	-	-
	5	WANG Yang	-	-	-	-	-
	12	KANG Long	-	-	-	-	-
<b>Team Totals</b>			13	15	14	42	3.25

Non-Scoring Set


Rk	No	Name	Running Sets	Faults	Still Sets	Total Attempts	Avg by Set
1	10	SUN Gongping	36	2	32	70	9.00
2	11	YUAN Huilong	2	-	1	3	0.50
3	8	SUN Yubo	1	1	1	3	0.25
3	3	LIN Bo	1	-	-	1	0.25
5	18	XU Xin	-	1	4	5	0.00
5	4	CAO Hailun	-	-	1	1	0.00
5	9	WANG Xi	-	-	1	1	0.00
	1	TANG Pishengyu	-	-	-	-	-
	2	LI Chenhao	-	-	-	-	-
	5	WANG Yang	-	-	-	-	-
	12	KANG Long	-	-	-	-	-
<b>Team Totals</b>			40	4	40	84	10.00

Non-Scoring Reception

<b>Limit</b>
<b>25.00%</b>

Rk	No	Name	Excellents	Faults	Serve Receptions	Total Attempts	Succ %
1	18	XU Xin	9	1	7	17	52.94
2	8	SUN Yubo	3	-	15	18	16.67
	1	TANG Pishengyu	3	-	13	16	
	4	CAO Hailun	2	-	3	5	
	9	WANG Xi	1	1	3	5	
	5	WANG Yang	-	-	2	2	
	11	YUAN Huilong	1	-	-	1	
	10	SUN Gongping	-	1	-	1	
	2	LI Chenhao	-	-	-	-	
	3	LIN Bo	-	-	-	-	
	12	KANG Long	-	-	-	-	
<b>Team Totals</b>			19	3	43	65	29.23





Match No: 48

### Match Statistics

статистика

Match Duration: 1h 39m  
Attendance: 300

CHN vs USA  
3 1

Teams	Sets	1	2	3	4	Total
CHN	3	25	25	23	25	98
USA	1	14	19	25	21	79
<b>Playing Time</b>		20m	23m	24m	23m	1h 30m

First Referee: RYABTSOV Alexander (RUS)


Second Referee: ALNOAMAN Salem Abu Baker (UAE)

### USA - United States


Scoring Spike

<b>Limit</b>
15.00%

Rk	No	Name	Spikes	Faults	Shots	Total Attempts	Eff %
1	5	VEGA Luis	12	5	12	29	24.14
	19	WOODS JR. Gregory	11	11	3	25	
	3	PELLETIER Michael	6	2	5	13	
	14	FALCONE Gregory	3	4	1	8	
	17	O'LEARY James	4	1	2	7	
	15	QUESENBERRY Ryan	1	1	3	5	
	20	BRAWN Eric	1	1	1	3	
	8	MASCOE Jason	-	-	-	-	
	9	LILLEY Ryan	-	-	-	-	
	12	PIEPER Keaton	-	-	-	-	
	16	JOHNSON Eric	-	-	-	-	
	18	FERRY Nicholas	-	-	-	-	
<b>Team Totals</b>			38	25	27	90	14.44

Scoring Block


Rk	No	Name	Kill Blocks	Faults	Rebounds	Total Attempts	Avg by Set
1	14	FALCONE Gregory	3	10	4	17	0.75
2	17	O'LEARY James	1	4	5	10	0.25
2	12	PIEPER Keaton	1	5	3	9	0.25
2	19	WOODS JR. Gregory	1	5	1	7	0.25
2	5	VEGA Luis	1	2	-	3	0.25
6	3	PELLETIER Michael	-	2	1	3	0.00
6	20	BRAWN Eric	-	2	1	3	0.00
6	15	QUESENBERRY Ryan	-	1	-	1	0.00
	8	MASCOE Jason	-	-	-	-	
	9	LILLEY Ryan	-	-	-	-	
	16	JOHNSON Eric	-	-	-	-	
	18	FERRY Nicholas	-	-	-	-	
<b>Team Totals</b>			7	31	15	53	1.75

Scoring Service


Rk	No	Name	Aces	Faults	Serve Hits	Total Attempts	Avg by Set
1	14	FALCONE Gregory	3	3	9	15	0.75
2	5	VEGA Luis	1	3	7	11	0.25
2	3	PELLETIER Michael	1	1	8	10	0.25
4	12	PIEPER Keaton	-	1	14	15	0.00
4	19	WOODS JR. Gregory	-	4	7	11	0.00
4	17	O'LEARY James	-	1	8	9	0.00
4	20	BRAWN Eric	-	1	6	7	0.00
4	16	JOHNSON Eric	-	-	2	2	0.00
4	15	QUESENBERRY Ryan	-	-	1	1	0.00
	8	MASCOE Jason	-	-	-	-	
	9	LILLEY Ryan	-	-	-	-	
	18	FERRY Nicholas	-	-	-	-	
<b>Team Totals</b>			5	14	62	81	1.25

Team

<b>Opponent Errors &amp; Team Faults</b>	29
--	----

Timing and Results provided by  TISSOT



Match No: 48

### Match Statistics

статистика

Match Duration: 1h 39m  
Attendance: 300

## CHN vs USA


3 1


Teams	Sets	1	2	3	4	Total
CHN	3	25	25	23	25	98
USA	1	14	19	25	21	79
	Playing Time	20m	23m	24m	23m	1h 30m


First Referee: RYABTSOV Alexander (RUS)

Second Referee: ALNOAMAN Salem Abu Baker (UAE)


### USA - United States

Non-Scoring Dig	Rk	No	Name	Digs	Faults	Receptions	Total Attempts	Avg by Set	
	1	5	VEGA Luis	3	4	6	13	0.75	
	1	9	LILLEY Ryan	3	2	3	8	0.75	
	1	18	FERRY Nicholas	3	2	3	8	0.75	
	4	19	WOODS JR. Gregory	1	-	2	3	0.25	
	5	3	PELLETIER Michael	-	2	4	6	0.00	
	5	12	PIEPER Keaton	-	3	3	6	0.00	
	5	15	QUESENBERRY Ryan	-	2	2	4	0.00	
	5	14	FALCONE Gregory	-	1	-	1	0.00	
	5	20	BRAWN Eric	-	1	-	1	0.00	
		8	MASCOE Jason	-	-	-	-	-	
		16	JOHNSON Eric	-	-	-	-	-	
		17	O'LEARY James	-	-	-	-	-	
	<b>Team Totals</b>				10	17	23	50	2.50

Non-Scoring Set	Rk	No	Name	Running Sets	Faults	Still Sets	Total Attempts	Avg by Set
	1	12	PIEPER Keaton	36	4	39	79	9.00
	2	14	FALCONE Gregory	1	-	1	2	0.25
	2	9	LILLEY Ryan	1	-	-	1	0.25
	4	18	FERRY Nicholas	-	-	3	3	0.00
	4	5	VEGA Luis	-	1	1	2	0.00
	4	3	PELLETIER Michael	-	-	1	1	0.00
	4	16	JOHNSON Eric	-	-	1	1	0.00
	4	19	WOODS JR. Gregory	-	-	1	1	0.00
		8	MASCOE Jason	-	-	-	-	-
		15	QUESENBERRY Ryan	-	-	-	-	-
		17	O'LEARY James	-	-	-	-	-
		20	BRAWN Eric	-	-	-	-	-
	<b>Team Totals</b>				38	5	47	90

Non-Scoring Reception	Rk	No	Name	Excellents	Faults	Serve Receptions	Total Attempts	Succ %
	1	9	LILLEY Ryan	10	1	13	24	41.67
	2	5	VEGA Luis	9	3	14	26	34.62
		18	FERRY Nicholas	6	-	9	15	
		19	WOODS JR. Gregory	1	1	7	9	
		3	PELLETIER Michael	1	-	-	1	
		14	FALCONE Gregory	-	-	1	1	
		17	O'LEARY James	-	1	-	1	
		8	MASCOE Jason	-	-	-	-	
		12	PIEPER Keaton	-	-	-	-	
		15	QUESENBERRY Ryan	-	-	-	-	
		16	JOHNSON Eric	-	-	-	-	
		20	BRAWN Eric	-	-	-	-	
	<b>Team Totals</b>				27	6	44	77

LEGEND		Eff%		Rk		Succ%	
Avg	Average	Eff%	Efficiency	Rk	Rank	Succ%	Success %

Timing and Results provided by  TISSOT



Match No: 64

**Start List**

Стартовый список

**KOR vs CAN**

First Referee: BAKUNOVICH Yuri (BLR)

Second Referee: KNIZHNIKOV Nikolay (RUS)

**KOR - Korea** Blue

No.	C/L	Name	Shirt Name	Height m / ft in	Weight kg / lbs	Highest Reach		Date of Birth	Tournament Totals				
						Spike cm	Block cm		Spike	Block	Serve	Total	%
1		SONG Huichae	SONG, HUI-CHAE	1.92/6'4"	84/185	330	315	29 APR 1992	37	4	1	42	12.43
3		KWAK Myoungwoo	KWAK, MYOUNG-WOO	1.93/6'4"	75/165	330	316	8 APR 1991					
5	L	OH Jaeseong	OH, JAE-SEONG	1.75/5'9"	62/137	300	285	2 APR 1992					
6		LEE Mingyu	LEE, MIN-GYU	1.94/6'4"	78/172	321	309	3 DEC 1992	10	4	8	22	6.51
7	C	LEE Kangwon	LEE, KANG-WON	1.98/6'6"	91/201	334	320	5 MAY 1990	30	2		32	9.47
9		JIN Seongtae	JIN, SEONG-TAE	1.99/6'6"	87/192	333	320	3 FEB 1993	30	6	1	37	10.95
10		NA Gyeongbok	NA, GYEONG-BOK	1.99/6'6"	84/185	334	320	8 APR 1994	7	1	1	9	2.66
11		SONG Myunggeun	SONG, MYUNG-GEUN	1.97/6'6"	80/176	332	319	12 MAR 1993	64	7	1	72	21.30
15		KIM Myeongjin	KIM, MYEONG-JIN	2.00/6'7"	80/176	334	322	27 MAR 1991	51	3	1	55	16.27
16		SIM Kyoung-Sub	SIM, KYOUNG-SUB	1.97/6'6"	88/194	330	319	28 AUG 1991	22	1		23	6.80
17		PARK Jinwoo	PARK, JIN-WOO	1.98/6'6"	78/172	332	322	18 MAR 1990	30	9	2	41	12.13
18		KIM Kyumin	KIM, KYU-MIN	1.99/6'6"	92/203	331	319	28 DEC 1990	4	1		5	1.48
<b>Head Coach</b>			KIM Chanho		<b>Assistant Coach</b>			LEE Dongyoub					

Results in this  
Universiade

Phase	Opponent	Sets	Points per Set
Preliminary	RUS	0 - 3	21-25, 16-25, 20-25
Preliminary	EST	3 - 0	25-23, 26-24, 25-23
Preliminary	HKG	3 - 0	25-16, 25-22, 25-14
Preliminary	BLR	3 - 1	25-20, 24-26, 25-23, 25-17
Preliminary	USA	3 - 0	25-13, 25-14, 25-22
Quarterfinals	POL	2 - 3	25-22, 20-25, 25-23, 23-25, 20-22

**CAN - Canada** White


No.	C/L	Name	Shirt Name	Height m / ft in	Weight kg / lbs	Highest Reach		Date of Birth	Tournament Totals				
						Spike cm	Block cm		Spike	Block	Serve	Total	%
1	L	NIERODA Derek Grahame	Nieroda	1.85/6'1"	80/176	328	307	24 APR 1990					
2		HOAG Nicholas	N. Hoag	2.00/6'7"	92/203	347	320	19 AUG 1992	66	3	4	73	24.25
3	C	HOWATSON Marc Andrew	Howatson	1.98/6'6"	82/181	345	311	8 APR 1989	11	3	2	16	5.32
4		MCLEAN Braden David Bruce	McLean	2.03/6'8"	108/238	361	335	22 MAY 1991	22	11	3	36	11.96
6		JANSEN VANDOORN Daniel	J. VanDoorn	2.02/6'8"	97/214	357	333	21 MAR 1990	9	7		16	5.32
8		DEMAN Colton Gordon Gerard	deMan	1.93/6'4"	89/196	353	326	15 AUG 1990	5	1		6	1.99
9		BLANKENAU Jay Michael	Blankenau	1.93/6'4"	91/201	332	309	27 SEP 1989	6	4	2	12	3.99
10		MARSHALL Steven James Douglas	Marshall	1.90/6'3"	85/187	347	320	23 NOV 1989	46	9	1	56	18.60
12		VANBERKEL Lucas Joshua	Van Berkel	2.06/6'9"	106/234	351	325	29 NOV 1991	21	18		39	12.96
14		HOAG Christopher	C. Hoag	1.92/6'4"	84/185	337	315	3 SEP 1988	31	4	8	43	14.29
15		SANDERS Tyler James	Sanders	1.90/6'3"	84/185	329	311	14 DEC 1991			1	1	0.33
19		VOTH Christopher Henry Landon	Voth	1.95/6'5"	80/176	348	319	27 SEP 1990	3			3	1.00
<b>Head Coach</b>			MCKAY Lawrence		<b>Assistant Coach</b>			KOZAMERNIK Tilen					

Results in this  
Universiade

Phase	Opponent	Sets	Points per Set
Preliminary	UAE	3 - 0	25-14, 25-16, 25-16
Preliminary	MEX	3 - 1	21-25, 28-26, 25-22, 25-18
Preliminary	CHI	1 - 3	20-25, 25-19, 17-25, 22-25
Preliminary	CZE	3 - 1	26-24, 25-14, 21-25, 25-17
Quarterfinals	UKR	0 - 3	21-25, 23-25, 23-25

LEGEND

% Percent of total team scoring    C Team Captain    L Libero Player

Timing and Results provided by  TISSOT



Match No: 64

**Match Results**  
 Результат / Отчет о матче

Match Duration: 1h 53m  
 Attendance: 3700

**KOR vs CAN**  
 2 3

Teams	Sets	1	2	3	4	5	Total
KOR	2	21	25	25	16	8	95
CAN	3	25	15	19	25	15	99
	Playing Time	23m	20m	24m	22m	12m	1h 41m

First Referee: BAKUNOVICH Yuri (BLR)

Second Referee: KNIZHNIKOV Nikolay (RUS)

KOR - Korea								
No	C/L	Name	1	2	3	4	5	Pts
1		SONG Huichae				16		1
3		KWAK Myoungwoo				6		
5	L	OH Jaeseong	L	L	L	L	L	
6		LEE Mingyu	1	6	1	6	1	5
7	C	LEE Kangwon	15	3	4	3	4	13
9		JIN Seongtae	6	5	6	5	6	8
10		NA Gyeongbok					7	4
11		SONG Myunggeun	2	1	2	1	2	11
15		KIM Myeongjin	4			7		1
16		SIM Kyoung-Sub	5	4	5	4	5	11
17		PARK Jinwoo	3			18	3	1
18		KIM Kyumin	17	2	3	2		7
Head Coach		KIM Chanho						
Assistant Coach		LEE Dongyoub						

CAN - Canada								
No	C/L	Name	1	2	3	4	5	Pts
1	L	NIERODA Derek Grahame	L	L	L	L	L	
2		HOAG Nicholas	3	3	3			10
3	C	HOWATSON Marc Andrew			14	5	5	5
4		MCLEAN Braden David Bruce			6	6	6	8
6		JANSEN VANDOORN Daniel	5	5	5			4
8		DEMAN Colton Gordon Gerard			9	2		
9		BLANKENAU Jay Michael	6	6	6			3
10		MARSHALL Steven James Douglas	1	1	1	4	4	21
12		VANBERKEL Lucas Joshua	2	2	2	3	3	13
14		HOAG Christopher	4	4	4	2	2	12
15		SANDERS Tyler James			2	9	1	1
19		VOTH Christopher Henry Landon	10	10			4	
Head Coach		MCKAY Lawrence						
Assistant Coach		KOZAMERNIK Tilen						

**TEAM AND PLAYER PERFORMANCES**

Won	Total Atts	No Name
49	139	<b>Total Team</b>
12	23	7 LEE Kangwon
10	37	11 SONG Myunggeun
9	26	16 SIM Kyoung-Sub
10	76	<b>Total Team</b>
3	11	6 LEE Mingyu
3	17	18 KIM Kyumin
1	5	16 SIM Kyoung-Sub
3	96	<b>Total Team</b>
1	13	18 KIM Kyumin
1	17	6 LEE Mingyu
1	12	16 SIM Kyoung-Sub
33		<b>Total Team</b>
95	311	<b>Total Team</b>
13	46	7 LEE Kangwon
102 km/h		11 SONG Myunggeun

Scoring Skills
<b>Spike</b>
<b>Block</b>
<b>Serve</b>
<b>Opp Error</b>
<b>Total</b>
<b>Best Scorer</b>
<b>Fastest Serve</b>

Won	Total Atts	No Name
59	140	<b>Total Team</b>
17	32	10 MARSHALL Steven James Douglas
11	29	14 HOAG Christopher
10	30	2 HOAG Nicholas
16	85	<b>Total Team</b>
4	9	10 MARSHALL Steven James Douglas
4	8	4 MCLEAN Braden David Bruce
3	30	12 VANBERKEL Lucas Joshua
2	98	<b>Total Team</b>
1	19	12 VANBERKEL Lucas Joshua
1	10	9 BLANKENAU Jay Michael
22		<b>Total Team</b>
99	323	<b>Total Team</b>
21	52	10 MARSHALL Steven James Douglas
108 km/h		9 BLANKENAU Jay Michael

LEGEND	
Atts	Attempts
L	Libero player
n	Starting line-up where n = starting position on court (i.e. positions 1 to 6)
Opp	Opponent
C	Team Captain
L	Substitute libero
nn	Substitute where nn = jersey number of out going player
Pts	Points scored

Timing and Results provided by TISSOT



Match No: 64

Match Statistics  
статистика

Match Duration: 1h 53m  
Attendance: 3700

KOR vs CAN  
2 3

Teams	Sets	1	2	3	4	5	Total
KOR	2	21	25	25	16	8	95
CAN	3	25	15	19	25	15	99
	Playing Time	23m	20m	24m	22m	12m	1h 41m

First Referee: BAKUNOVICH Yuri (BLR)


Second Referee: KNIZHNIKOV Nikolay (RUS)

KOR - Korea


Scoring Spike

Limit 15.00%

Rk	No	Name	Spikes	Faults	Shots	Total Attempts	Eff %
1	7	LEE Kangwon	12	4	7	23	34.78
2	11	SONG Myunggeun	10	6	21	37	10.81
	16	SIM Kyoung-Sub	9	9	8	26	
	9	JIN Seongtae	7	2	11	20	
	10	NA Gyeongbok	4	2	2	8	
	18	KIM Kyumin	3	2	2	7	
	15	KIM Myeongjin	1	3	3	7	
	1	SONG Huichae	1	1	3	5	
	17	PARK Jinwoo	1	2	2	5	
	6	LEE Mingyu	1	-	-	1	
	3	KWAK Myoungwoo	-	-	-	-	
	5	OH Jaeseong	-	-	-	-	
Team Totals			49	31	59	139	12.95

Scoring Block



Rk	No	Name	Kill Blocks	Faults	Rebounds	Total Attempts	Avg by Set
1	18	KIM Kyumin	3	9	5	17	0.60
1	6	LEE Mingyu	3	4	4	11	0.60
3	9	JIN Seongtae	1	8	3	12	0.20
3	7	LEE Kangwon	1	6	3	10	0.20
3	11	SONG Myunggeun	1	6	1	8	0.20
3	16	SIM Kyoung-Sub	1	1	3	5	0.20
7	17	PARK Jinwoo	-	6	2	8	0.00
7	3	KWAK Myoungwoo	-	1	1	2	0.00
7	1	SONG Huichae	-	-	1	1	0.00
7	10	NA Gyeongbok	-	-	1	1	0.00
7	15	KIM Myeongjin	-	1	-	1	0.00
	5	OH Jaeseong	-	-	-	-	
Team Totals			10	42	24	76	2.00

Scoring Service


Rk	No	Name	Aces	Faults	Serve Hits	Total Attempts	Avg by Set
1	6	LEE Mingyu	1	1	15	17	0.20
1	18	KIM Kyumin	1	-	12	13	0.20
1	16	SIM Kyoung-Sub	1	1	10	12	0.20
4	11	SONG Myunggeun	-	2	18	20	0.00
4	7	LEE Kangwon	-	1	12	13	0.00
4	9	JIN Seongtae	-	-	12	12	0.00
4	17	PARK Jinwoo	-	-	4	4	0.00
4	15	KIM Myeongjin	-	-	3	3	0.00
4	3	KWAK Myoungwoo	-	-	1	1	0.00
4	10	NA Gyeongbok	-	-	1	1	0.00
	1	SONG Huichae	-	-	-	-	
	5	OH Jaeseong	-	-	-	-	
Team Totals			3	5	88	96	0.60

Team

Opponent Errors & Team Faults	33
-------------------------------	----

Timing and Results provided by  TISSOT





Match No: 64

### Match Statistics

статистика

Match Duration: 1h 53m  
Attendance: 3700


### KOR vs CAN

Teams	Sets	1	2	3	4	5	Total
KOR	2	21	25	25	16	8	95
CAN	3	25	15	19	25	15	99
	Playing Time	23m	20m	24m	22m	12m	1h 41m


First Referee: BAKUNOVICH Yuri (BLR)

Second Referee: KNIZHNIKOV Nikolay (RUS)

### KOR - Korea

Non-Scoring Dig


Rk	No	Name	Digs	Faults	Receptions	Total Attempts	Avg by Set
1	5	OH Jaeseong	6	3	15	24	1.20
2	15	KIM Myeongjin	2	1	2	5	0.40
3	11	SONG Myunggeun	1	2	12	15	0.20
3	16	SIM Kyoung-Sub	1	2	8	11	0.20
3	7	LEE Kangwon	1	3	5	9	0.20
3	10	NA Gyeongbok	1	1	-	2	0.20
7	6	LEE Mingyu	-	2	5	7	0.00
7	9	JIN Seongtae	-	1	5	6	0.00
7	18	KIM Kyumin	-	1	3	4	0.00
	1	SONG Huichae	-	-	-	-	-
	3	KWAK Myoungwoo	-	-	-	-	-
	17	PARK Jinwoo	-	-	-	-	-
<b>Team Totals</b>			12	16	55	83	2.40

Non-Scoring Set


Rk	No	Name	Running Sets	Faults	Still Sets	Total Attempts	Avg by Set
1	6	LEE Mingyu	40	1	68	109	8.00
2	3	KWAK Myoungwoo	2	-	6	8	0.40
3	5	OH Jaeseong	1	-	3	4	0.20
3	7	LEE Kangwon	1	-	2	3	0.20
3	11	SONG Myunggeun	1	-	2	3	0.20
6	16	SIM Kyoung-Sub	-	-	3	3	0.00
6	18	KIM Kyumin	-	-	2	2	0.00
6	1	SONG Huichae	-	-	1	1	0.00
	9	JIN Seongtae	-	-	-	-	-
	10	NA Gyeongbok	-	-	-	-	-
	15	KIM Myeongjin	-	-	-	-	-
	17	PARK Jinwoo	-	-	-	-	-
<b>Team Totals</b>			45	1	87	133	9.00

Non-Scoring Reception

<b>Limit</b> 25.00%

Rk	No	Name	Excellents	Faults	Serve Receptions	Total Attempts	Succ %
1	16	SIM Kyoung-Sub	21	-	12	33	63.64
2	5	OH Jaeseong	19	2	10	31	61.29
	11	SONG Myunggeun	7	-	3	10	
	1	SONG Huichae	2	-	3	5	
	9	JIN Seongtae	-	-	1	1	
	3	KWAK Myoungwoo	-	-	-	-	
	6	LEE Mingyu	-	-	-	-	
	7	LEE Kangwon	-	-	-	-	
	10	NA Gyeongbok	-	-	-	-	
	15	KIM Myeongjin	-	-	-	-	
	17	PARK Jinwoo	-	-	-	-	
	18	KIM Kyumin	-	-	-	-	
<b>Team Totals</b>			49	2	29	80	61.25



SUN 14 JUL 2013  
13:00  
14:53

Match No: 64

### Match Statistics

статистика

Match Duration: 1h 53m  
Attendance: 3700

### KOR vs CAN

2 3

Teams	Sets	1	2	3	4	5	Total
KOR	2	21	25	25	16	8	95
CAN	3	25	15	19	25	15	99
	Playing Time	23m	20m	24m	22m	12m	1h 41m

First Referee: BAKUNOVICH Yuri (BLR)


Second Referee: KNIZHNIKOV Nikolay (RUS)

### CAN - Canada


Scoring Spike

Limit 15.00%

Rk	No	Name	Spikes	Faults	Shots	Total Attempts	Eff %
1	10	MARSHALL Steven James Douglas	17	5	10	32	37.50
2	14	HOAG Christopher	11	8	10	29	10.34
3	2	HOAG Nicholas	10	8	12	30	6.67
	12	VANBERKEL Lucas Joshua	9	3	8	20	
	3	HOWATSON Marc Andrew	4	3	3	10	
	6	JANSEN VANDOORN Daniel	3	3	3	9	
	4	MCLEAN Braden David Bruce	4	-	1	5	
	9	BLANKENAU Jay Michael	1	-	2	3	
	15	SANDERS Tyler James	-	-	1	1	
	19	VOTH Christopher Henry Landon	-	-	1	1	
	1	NIERODA Derek Grahame	-	-	-	-	
	8	DEMAN Colton Gordon Gerard	-	-	-	-	
<b>Team Totals</b>			59	30	51	140	20.71

Scoring Block


Rk	No	Name	Kill Blocks	Faults	Rebounds	Total Attempts	Avg by Set
1	10	MARSHALL Steven James Douglas	4	3	2	9	0.80
1	4	MCLEAN Braden David Bruce	4	4	-	8	0.80
3	12	VANBERKEL Lucas Joshua	3	9	18	30	0.60
4	6	JANSEN VANDOORN Daniel	1	10	4	15	0.20
4	14	HOAG Christopher	1	5	3	9	0.20
4	15	SANDERS Tyler James	1	-	4	5	0.20
4	9	BLANKENAU Jay Michael	1	1	1	3	0.20
4	3	HOWATSON Marc Andrew	1	1	-	2	0.20
9	2	HOAG Nicholas	-	2	1	3	0.00
9	19	VOTH Christopher Henry Landon	-	1	-	1	0.00
	1	NIERODA Derek Grahame	-	-	-	-	
	8	DEMAN Colton Gordon Gerard	-	-	-	-	
<b>Team Totals</b>			16	36	33	85	3.20

Scoring Service


Rk	No	Name	Aces	Faults	Serve Hits	Total Attempts	Avg by Set
1	12	VANBERKEL Lucas Joshua	1	1	17	19	0.20
1	9	BLANKENAU Jay Michael	1	1	8	10	0.20
3	14	HOAG Christopher	-	1	19	20	0.00
3	10	MARSHALL Steven James Douglas	-	1	10	11	0.00
3	3	HOWATSON Marc Andrew	-	-	8	8	0.00
3	15	SANDERS Tyler James	-	2	6	8	0.00
3	2	HOAG Nicholas	-	3	5	8	0.00
3	4	MCLEAN Braden David Bruce	-	1	4	5	0.00
3	6	JANSEN VANDOORN Daniel	-	2	3	5	0.00
3	19	VOTH Christopher Henry Landon	-	-	3	3	0.00
3	8	DEMAN Colton Gordon Gerard	-	1	-	1	0.00
	1	NIERODA Derek Grahame	-	-	-	-	
<b>Team Totals</b>			2	13	83	98	0.40

Team

Opponent Errors & Team Faults	22
-------------------------------	----

Timing and Results provided by  TISSOT



Match No: 64

### Match Statistics

статистика

Match Duration: 1h 53m  
Attendance: 3700

### KOR vs CAN


2 3

Teams	Sets	1	2	3	4	5	Total
KOR	2	21	25	25	16	8	95
CAN	3	25	15	19	25	15	99
	Playing Time	23m	20m	24m	22m	12m	1h 41m


First Referee: BAKUNOVICH Yuri (BLR)

Second Referee: KNIZHNIKOV Nikolay (RUS)

### CAN - Canada

Non-Scoring Dig


Rk	No	Name	Digs	Faults	Receptions	Total Attempts	Avg by Set
1	1	NIERODA Derek Grahame	9	2	9	20	1.80
2	14	HOAG Christopher	2	1	3	6	0.40
3	10	MARSHALL Steven James Douglas	1	4	3	8	0.20
3	2	HOAG Nicholas	1	1	5	7	0.20
3	3	HOWATSON Marc Andrew	1	2	2	5	0.20
6	12	VANBERKEL Lucas Joshua	-	1	11	12	0.00
6	9	BLANKENAU Jay Michael	-	3	4	7	0.00
6	6	JANSEN VANDOORN Daniel	-	-	2	2	0.00
6	15	SANDERS Tyler James	-	-	2	2	0.00
	4	MCLEAN Braden David Bruce	-	-	-	-	-
	8	DEMAN Colton Gordon Gerard	-	-	-	-	-
	19	VOTH Christopher Henry Landon	-	-	-	-	-
<b>Team Totals</b>			14	14	41	69	2.80

Non-Scoring Set



Rk	No	Name	Running Sets	Faults	Still Sets	Total Attempts	Avg by Set
1	15	SANDERS Tyler James	27	-	29	56	5.40
2	9	BLANKENAU Jay Michael	22	-	35	57	4.40
3	10	MARSHALL Steven James Douglas	2	-	6	8	0.40
3	12	VANBERKEL Lucas Joshua	2	-	-	2	0.40
5	2	HOAG Nicholas	1	-	2	3	0.20
6	1	NIERODA Derek Grahame	-	-	5	5	0.00
6	6	JANSEN VANDOORN Daniel	-	-	3	3	0.00
6	14	HOAG Christopher	-	-	2	2	0.00
6	8	DEMAN Colton Gordon Gerard	-	-	1	1	0.00
	3	HOWATSON Marc Andrew	-	-	-	-	-
	4	MCLEAN Braden David Bruce	-	-	-	-	-
	19	VOTH Christopher Henry Landon	-	-	-	-	-
<b>Team Totals</b>			54		83	137	10.80

Non-Scoring Reception

<b>Limit</b> 25.00%

Rk	No	Name	Excellents	Faults	Serve Receptions	Total Attempts	Succ %
1	14	HOAG Christopher	11	1	27	39	28.21
	3	HOWATSON Marc Andrew	12	-	4	16	
	1	NIERODA Derek Grahame	6	-	5	11	
	10	MARSHALL Steven James Douglas	6	1	4	11	
	2	HOAG Nicholas	4	-	1	5	
	19	VOTH Christopher Henry Landon	2	1	1	4	
	4	MCLEAN Braden David Bruce	1	-	-	1	
	6	JANSEN VANDOORN Daniel	-	-	1	1	
	12	VANBERKEL Lucas Joshua	1	-	-	1	
	8	DEMAN Colton Gordon Gerard	-	-	-	-	
	9	BLANKENAU Jay Michael	-	-	-	-	
	15	SANDERS Tyler James	-	-	-	-	
<b>Team Totals</b>			43	3	43	89	48.31

LEGEND Avg Average Eff% Efficiency Rk Rank Succ% Success %

Timing and Results provided by  TISSOT



Match No: 58

### Start List

Стартовый список

## HKG vs UAE

First Referee: LUNA AMEZCUA Jose Roberto (MEX)

Second Referee: WANNATAWEE Wichai (THA)

HKG - Hong Kg, China Yellow

No.	C/L	Name	Shirt Name	Height m / ft in	Weight kg / lbs	Highest Reach		Date of Birth	Tournament Totals				
						Spike cm	Block cm		Spike	Block	Serve	Total	%
1		CHAN Kwong Kit	K. K. Chan	1.74/5'9"	62/137	305	285	26 NOV 1987	6			6	2.41
2	C	CHAN Tung Ping	T. P. Chan	1.85/6'1"	78/172	320	310	5 JAN 1990	14	2	2	18	7.23
3	L	WONG Ho Kiu	H. K. Wong	1.72/5'8"	67/148	315	310	4 SEP 1992					
4		LAM Long Hei	L. H. Lam	1.69/5'7"	65/143	285	280	7 NOV 1987	5	1	1	7	2.81
5		CHAN Alex Chi Wai	A.C.W. Chan	1.95/6'5"	87/192	330	310	18 APR 1993	84	9	5	98	39.36
6	L	NG Kin Pong Jonathan	K.P.J. Ng	1.68/5'6"	53/117	280	280	8 JUL 1987					
7		CHONG Kei Loi	K. L. Chong	1.86/6'1"	70/154	325	305	19 AUG 1988	19	3	2	24	9.64
8		YIK Chi Hin	C. H. Yik	1.95/6'5"	87/192	325	310	26 AUG 1991	11	10	3	24	9.64
9		CHUNG Wai Sze	W.S. Chung	1.86/6'1"	77/170	315	308	4 SEP 1991		1	1	2	0.80
10		LAM Kwok Cheung	K.C. Lam	1.89/6'2"	70/154	320	315	20 DEZ 1991	10	1	4	15	6.02
11		SIU Cheong Hung	C.H. Siu	1.90/6'3"	88/194	320	310	26 JAN 1993	44	5	4	53	21.29
12		WU Lok Kan	L.K. Wu	1.93/6'4"	76/168	325	315	22 JAN 1994	1		1	2	0.80

Head Coach KIN TAT Chan

Results in this  
Universiade

Phase	Opponent	Sets	Points per Set
Preliminary	BLR	0 - 3	17-25, 21-25, 10-25
Preliminary	RUS	0 - 3	24-26, 12-25, 15-25
Preliminary	KOR	0 - 3	16-25, 22-25, 14-25
Preliminary	USA	3 - 1	25-18, 27-29, 25-23, 25-20
Preliminary	EST	0 - 3	22-25, 18-25, 17-25
Quarterfinals (17-24)	MAC	3 - 0	25-14, 25-13, 25-14

UAE - UA Emirates Red


No.	C/L	Name	Shirt Name	Height m / ft in	Weight kg / lbs	Highest Reach		Date of Birth	Tournament Totals				
						Spike cm	Block cm		Spike	Block	Serve	Total	%
1		GHAZWAN ALBADWAWI Saleh Hassan Kham		1.70/5'7"	74/163	320	315	23 JAN 1990	10	1		11	7.64
4		MOHAMMAD AHLI Mohammad Juma Abdulla		1.82/6'0"	70/154	290	315	6 AUG 1991	4			4	2.78
5		SALEM AL MAAMARI Mohamed Hamad Saou		2.04/6'8"	102/225	330	310	19 JAN 1986					
6		ALI ALBLOOSHI Khamis Abdulla Ibrahi		1.86/6'1"	83/183	320	320	13 JAN 1988	7	5	1	13	9.03
7		GHULAM ALMARZOOQI Amer Ghulam Hasan		1.87/6'2"	72/159	320	299	2 FEB 1990	42	1	8	51	35.42
8		SAQROH ALDHUHOORI Hasan Yousif Ali		1.87/6'2"	72/159	340	320	23 SEP 1991	20	3	1	24	16.67
11		HAIDER ALMUTAWI Ahmad Sultan Salem		1.83/6'0"	76/168	310	300	5 APR 1989	3	1		4	2.78
12	L	ALAWADHI Ali Mohd Saleh Ali		1.84/6'0"	84/185	280	270	3 NOV 1993					
14		JUMA ALTAHRI Abdulredha Ghanem Sula		1.84/6'0"	75/165	320	310	17 NOV 1991	15	1	3	19	13.19
15	C	SHAMAL I.ALMEMARI Mohammed Abdul Az		1.98/6'6"	97/214	320	320	14 MRZ 1986	8	6	2	16	11.11
17		SALEM MATAR Ahmad Omar		1.80/5'11"	81/179	300	310	15 OKT 1986	2			2	1.39

Head Coach KHALID Aljasmí

Results in this  
Universiade

Phase	Opponent	Sets	Points per Set
Preliminary	CAN	0 - 3	14-25, 16-25, 16-25
Preliminary	CZE	0 - 3	19-25, 14-25, 18-25
Preliminary	MEX	0 - 3	13-25, 25-27, 20-25
Preliminary	CHI	0 - 3	24-26, 20-25, 18-25

LEGEND  
% Percent of total team scoring C Team Captain L Libero Player

Timing and Results provided by  TISSOT



Match No: 58

### Match Results

Результат / Отчет о матче

Match Duration: 1h 45m  
Attendance: 350

**HKG vs UAE**  
3 1

Teams	Sets	1	2	3	4	Total
HKG	3	25	25	21	25	96
UAE	1	19	22	25	22	88
	Playing Time	22m	25m	23m	26m	1h 36m

First Referee: LUNA AMEZCUA Jose Roberto (MEX)

Second Referee: WANNATAWEE Wichai (THA)

#### HKG - Hong Kg, China

No	C/L	Name	1	2	3	4	5	Pts
1		CHAN Kwong Kit	5	7	7	7		1
2	C	CHAN Tung Ping	3	3	3	3		7
3	L	WONG Ho Kiu	L	L	L	L		
4		LAM Long Hei		5	1			
5		CHAN Alex Chi Wai	4	4	4	4		30
6	L	NG Kin Pong Jonathan	L	L	L	L		
7		CHONG Kei Loi	1	5	5	5		12
8		YIK Chi Hin						
9		CHUNG Wai Sze	1	1	4	1		
10		LAM Kwok Cheung	6	6	6	6		12
11		SIU Cheong Hung	2	2	2	2		13
12		WU Lok Kan		9				

Head Coach KIN TAT Chan

#### UAE - UA Emirates

No	C/L	Name	1	2	3	4	5	Pts
1		HAZWAN ALBADWAWI Saleh Hassan Kham		6	5	6		8
4		MOHAMMAD AHLI Mohammad Juma Abdulla						
5		SALEM AL MAAMARI Mohamed Hamad Saou		1				1
6		ALI ALBLOOSHI Khamis Abdulla Ibrahi	6	5	6	1		3
7		GHULAM ALMARZOOQI Amer Ghulam Hasan	2	3	2	3		21
8		SAQROH ALDHUHOORI Hasan Yousif Ali	4	5	4	5		15
11		HAIDER ALMUTAWI Ahmad Sultan Salem	1	2	1	2		1
12	L	ALAWADHI Ali Mohd Saleh Ali						
14		JUMA ALTAHRI Abdulredha Ghanem Sula	5					2
15	C	SHAMAL I.ALMEMARI Mohammed Abdul Az	3	4	3	4		11
17		SALEM MATAR Ahmad Omar						

Head Coach KHALID Aljasmii

### TEAM AND PLAYER PERFORMANCES

Won	Total Atts	No Name
63	129	<b>Total Team</b>
27	51	5 CHAN Alex Chi Wai
11	23	11 SIU Cheong Hung
10	22	7 CHONG Kei Loi
9	52	<b>Total Team</b>
3	11	5 CHAN Alex Chi Wai
2	5	7 CHONG Kei Loi
2	11	10 LAM Kwok Cheung
3	95	<b>Total Team</b>
2	15	10 LAM Kwok Cheung
1	18	11 SIU Cheong Hung
21		<b>Total Team</b>
96	276	<b>Total Team</b>
30	76	5 CHAN Alex Chi Wai

Scoring Skills
<b>Spike</b>
<b>Block</b>
<b>Serve</b>
<b>Opp Error</b>
<b>Total</b>
<b>Best Scorer</b>

Won	Total Atts	No Name
48	114	<b>Total Team</b>
17	40	7 GHULAM ALMARZOOQI Amer Ghulam Hasan
13	27	8 SAQROH ALDHUHOORI Hasan Yousif Ali
8	24	1 HAZWAN ALBADWAWI Saleh Hassan Kham
11	59	<b>Total Team</b>
6	22	15 SHAMAL I.ALMEMARI Mohammed Abdul Az
2	7	7 GHULAM ALMARZOOQI Amer Ghulam Hasan
1	3	14 JUMA ALTAHRI Abdulredha Ghanem Sula
3	89	<b>Total Team</b>
2	20	7 GHULAM ALMARZOOQI Amer Ghulam Hasan
1	12	8 SAQROH ALDHUHOORI Hasan Yousif Ali
26		<b>Total Team</b>
88	262	<b>Total Team</b>
21	67	7 GHULAM ALMARZOOQI Amer Ghulam Hasan

#### LEGEND

Atts Attempts  
L Libero player  
n Starting line-up where n = starting position on court (i.e. positions 1 to 6)  
Opp Opponent

C Team Captain  
L Substitute libero  
nn Substitute where nn = jersey number of out going player  
Pts Points scored

Timing and Results provided by TISSOT





Match No: 58

### Match Statistics

статистика

Match Duration: 1h 45m  
Attendance: 350

### HKG vs UAE

3 1

Teams	Sets	1	2	3	4	Total
HKG	3	25	25	21	25	96
UAE	1	19	22	25	22	88
Playing Time		22m	25m	23m	26m	1h 36m

First Referee: LUNA AMEZCUA Jose Roberto (MEX)

Second Referee: WANNATAWEE Wichai (THA)

### HKG - Hong Kg, China

Scoring Spike

Limit 15.00%

Rk	No	Name	Spikes	Faults	Shots	Total Attempts	Eff %
1	5	CHAN Alex Chi Wai	27	8	16	51	37.25
2	7	CHONG Kei Loi	10	4	8	22	27.27
3	11	SIU Cheong Hung	11	6	6	23	21.74
	2	CHAN Tung Ping	7	1	7	15	
	10	LAM Kwok Cheung	8	2	1	11	
	1	CHAN Kwong Kit	-	-	2	2	
	9	CHUNG Wai Sze	-	1	1	2	
	12	WU Lok Kan	-	1	1	2	
	4	LAM Long Hei	-	1	-	1	
	3	WONG Ho Kiu	-	-	-	-	
	6	NG Kin Pong Jonathan	-	-	-	-	
	8	YIK Chi Hin	-	-	-	-	
Team Totals			63	24	42	129	30.23

Scoring Block


Rk	No	Name	Kill Blocks	Faults	Rebounds	Total Attempts	Avg by Set
1	5	CHAN Alex Chi Wai	3	5	3	11	0.75
2	10	LAM Kwok Cheung	2	6	3	11	0.50
2	7	CHONG Kei Loi	2	2	1	5	0.50
4	11	SIU Cheong Hung	1	2	-	3	0.25
4	1	CHAN Kwong Kit	1	-	-	1	0.25
6	2	CHAN Tung Ping	-	7	7	14	0.00
6	9	CHUNG Wai Sze	-	3	1	4	0.00
6	4	LAM Long Hei	-	-	2	2	0.00
6	12	WU Lok Kan	-	1	-	1	0.00
	3	WONG Ho Kiu	-	-	-	-	
	6	NG Kin Pong Jonathan	-	-	-	-	
	8	YIK Chi Hin	-	-	-	-	
Team Totals			9	26	17	52	2.25

Scoring Service


Rk	No	Name	Aces	Faults	Serve Hits	Total Attempts	Avg by Set
1	10	LAM Kwok Cheung	2	1	12	15	0.50
2	11	SIU Cheong Hung	1	2	15	18	0.25
3	2	CHAN Tung Ping	-	1	19	20	0.00
3	5	CHAN Alex Chi Wai	-	2	12	14	0.00
3	9	CHUNG Wai Sze	-	2	10	12	0.00
3	7	CHONG Kei Loi	-	1	7	8	0.00
3	1	CHAN Kwong Kit	-	1	5	6	0.00
3	4	LAM Long Hei	-	-	2	2	0.00
	3	WONG Ho Kiu	-	-	-	-	
	6	NG Kin Pong Jonathan	-	-	-	-	
	8	YIK Chi Hin	-	-	-	-	
	12	WU Lok Kan	-	-	-	-	
Team Totals			3	10	82	95	0.75

Team

Opponent Errors & Team Faults	21
-------------------------------	----

Timing and Results provided by  TISSOT



Match No: 58

### Match Statistics

статистика

Match Duration: 1h 45m  
Attendance: 350

### HKG vs UAE

3 1

Teams	Sets	1	2	3	4	Total
HKG	3	25	25	21	25	96
UAE	1	19	22	25	22	88
Playing Time		22m	25m	23m	26m	1h 36m

First Referee: LUNA AMEZCUA Jose Roberto (MEX)

Second Referee: WANNATAWEE Wichai (THA)

### HKG - Hong Kg, China

Non-Scoring Dig


Rk	No	Name	Digs	Faults	Receptions	Total Attempts	Avg by Set
1	5	CHAN Alex Chi Wai	5	4	7	16	1.25
2	11	SIU Cheong Hung	3	3	12	18	0.75
2	7	CHONG Kei Loi	3	2	3	8	0.75
4	9	CHUNG Wai Sze	1	3	3	7	0.25
4	6	NG Kin Pong Jonathan	1	1	4	6	0.25
6	3	WONG Ho Kiu	-	2	3	5	0.00
6	4	LAM Long Hei	-	1	3	4	0.00
6	10	LAM Kwok Cheung	-	2	1	3	0.00
6	2	CHAN Tung Ping	-	2	-	2	0.00
6	1	CHAN Kwong Kit	-	1	-	1	0.00
8		YIK Chi Hin	-	-	-	-	-
12		WU Lok Kan	-	-	-	-	-
<b>Team Totals</b>			13	21	36	70	3.25

Non-Scoring Set


Rk	No	Name	Running Sets	Faults	Still Sets	Total Attempts	Avg by Set
1	9	CHUNG Wai Sze	37	2	31	70	9.25
2	4	LAM Long Hei	13	1	14	28	3.25
3	5	CHAN Alex Chi Wai	1	-	5	6	0.25
3	6	NG Kin Pong Jonathan	1	-	2	3	0.25
3	11	SIU Cheong Hung	1	-	2	3	0.25
3	10	LAM Kwok Cheung	1	-	1	2	0.25
7	1	CHAN Kwong Kit	-	-	1	1	0.00
7	3	WONG Ho Kiu	-	-	1	1	0.00
2		CHAN Tung Ping	-	-	-	-	-
7		CHONG Kei Loi	-	-	-	-	-
8		YIK Chi Hin	-	-	-	-	-
12		WU Lok Kan	-	-	-	-	-
<b>Team Totals</b>			54	3	57	114	13.50

Non-Scoring Reception

<b>Limit</b>
25.00%

Rk	No	Name	Excellents	Faults	Serve Receptions	Total Attempts	Succ %
1	11	SIU Cheong Hung	14	-	17	31	45.16
2	6	NG Kin Pong Jonathan	11	3	11	25	44.00
7		CHONG Kei Loi	4	-	5	9	
1		CHAN Kwong Kit	4	-	4	8	
2		CHAN Tung Ping	-	-	2	2	
3		WONG Ho Kiu	1	-	-	1	
5		CHAN Alex Chi Wai	-	-	1	1	
4		LAM Long Hei	-	-	-	-	
8		YIK Chi Hin	-	-	-	-	
9		CHUNG Wai Sze	-	-	-	-	
10		LAM Kwok Cheung	-	-	-	-	
12		WU Lok Kan	-	-	-	-	
<b>Team Totals</b>			34	3	40	77	44.16



Match No: 58

### Match Statistics

статистика

Match Duration: 1h 45m  
Attendance: 350

### HKG vs UAE

3 1

Teams	Sets	1	2	3	4	Total
HKG	3	25	25	21	25	96
UAE	1	19	22	25	22	88
Playing Time		22m	25m	23m	26m	1h 36m

First Referee: LUNA AMEZCUA Jose Roberto (MEX)


Second Referee: WANNATAWEE Wichai (THA)

### UAE - UA Emirates

Scoring Spike

Limit
15.00%

Rk	No	Name	Spikes	Faults	Shots	Total Attempts	Eff %
1	7	GHULAM ALMARZOOQI Amer Ghulam Hasan	17	5	18	40	30.00
1	8	SAQROH ALDHUHOORI Hasan Yousif Ali	13	5	9	27	29.63
3	1	GHAZWAN ALBADWAWI Saleh Hassan Kham	8	4	12	24	16.67
	15	SHAMAL I.ALMEMARI Mohammed Abdul Az	5	1	4	10	
	6	ALI ALBLOOSHI Khamis Abdulla Ibrahi	3	1	2	6	
	14	JUMA ALTAHRI Abdulredha Ghanem Sula	1	1	2	4	
	11	HAIDER ALMUTAWI Ahmad Sultan Salem	1	1	1	3	
	4	MOHAMMAD AHLI Mohammad Juma Abdulla	-	-	-	-	
	5	SALEM AL MAAMARI Mohamed Hamad Saou	-	-	-	-	
	12	ALAWADHI Ali Mohd Saleh Ali	-	-	-	-	
	17	SALEM MATAR Ahmad Omar	-	-	-	-	
Team Totals			48	18	48	114	26.32

Scoring Block


Rk	No	Name	Kill Blocks	Faults	Rebounds	Total Attempts	Avg by Set
1	15	SHAMAL I.ALMEMARI Mohammed Abdul Az	6	9	7	22	1.50
2	7	GHULAM ALMARZOOQI Amer Ghulam Hasan	2	4	1	7	0.50
3	8	SAQROH ALDHUHOORI Hasan Yousif Ali	1	7	2	10	0.25
3	14	JUMA ALTAHRI Abdulredha Ghanem Sula	1	1	1	3	0.25
3	5	SALEM AL MAAMARI Mohamed Hamad Saou	1	1	-	2	0.25
6	6	ALI ALBLOOSHI Khamis Abdulla Ibrahi	-	6	2	8	0.00
6	11	HAIDER ALMUTAWI Ahmad Sultan Salem	-	3	2	5	0.00
6	1	GHAZWAN ALBADWAWI Saleh Hassan Kham	-	2	-	2	0.00
	4	MOHAMMAD AHLI Mohammad Juma Abdulla	-	-	-	-	
	12	ALAWADHI Ali Mohd Saleh Ali	-	-	-	-	
	17	SALEM MATAR Ahmad Omar	-	-	-	-	
Team Totals			11	33	15	59	2.75

Scoring Service


Rk	No	Name	Aces	Faults	Serve Hits	Total Attempts	Avg by Set
1	7	GHULAM ALMARZOOQI Amer Ghulam Hasan	2	7	11	20	0.50
2	8	SAQROH ALDHUHOORI Hasan Yousif Ali	1	2	9	12	0.25
3	11	HAIDER ALMUTAWI Ahmad Sultan Salem	-	-	20	20	0.00
3	15	SHAMAL I.ALMEMARI Mohammed Abdul Az	-	2	12	14	0.00
3	6	ALI ALBLOOSHI Khamis Abdulla Ibrahi	-	-	10	10	0.00
3	1	GHAZWAN ALBADWAWI Saleh Hassan Kham	-	-	8	8	0.00
3	5	SALEM AL MAAMARI Mohamed Hamad Saou	-	-	3	3	0.00
3	14	JUMA ALTAHRI Abdulredha Ghanem Sula	-	-	2	2	0.00
	4	MOHAMMAD AHLI Mohammad Juma Abdulla	-	-	-	-	
	12	ALAWADHI Ali Mohd Saleh Ali	-	-	-	-	
	17	SALEM MATAR Ahmad Omar	-	-	-	-	
Team Totals			3	11	75	89	0.75

Team
Opponent Errors & Team Faults

26
----



Match No: 58

### Match Statistics

статистика

Match Duration: 1h 45m  
Attendance: 350

### HKG vs UAE


3 1


Teams	Sets	1	2	3	4	Total
HKG	3	25	25	21	25	96
UAE	1	19	22	25	22	88
	Playing Time	22m	25m	23m	26m	1h 36m


First Referee: LUNA AMEZCUA Jose Roberto (MEX)

Second Referee: WANNATAWEE Wichai (THA)

### UAE - UA Emirates

Non-Scoring Dig	Rk	No	Name	Digs	Faults	Receptions	Total Attempts	Avg by Set	
	1	7	GHULAM ALMARZOOQI Amer Ghulam Hasan	3	7	5	15	0.75	
	2	11	HAIDER ALMUTAWI Ahmad Sultan Salem	2	5	4	11	0.50	
	2	15	SHAMAL I.ALMEMARI Mohammed Abdul Az	2	1	5	8	0.50	
	4	6	ALI ALBLOOSHI Khamis Abdulla Ibrahi	1	3	8	12	0.25	
	4	8	SAQROH ALDHUHOORI Hasan Yousif Ali	1	6	4	11	0.25	
	6	1	GHAZWAN ALBADWAWI Saleh Hassan Kham	-	1	4	5	0.00	
	6	5	SALEM AL MAAMARI Mohamed Hamad Saou	-	2	1	3	0.00	
	6	14	JUMA ALTAHRI Abdulredha Ghanem Sula	-	1	-	1	0.00	
		4	MOHAMMAD AHLI Mohammad Juma Abdulla	-	-	-	-	-	
		12	ALAWADHI Ali Mohd Saleh Ali	-	-	-	-	-	
		17	SALEM MATAR Ahmad Omar	-	-	-	-	-	
	<b>Team Totals</b>				9	26	31	66	2.25

Non-Scoring Set	Rk	No	Name	Running Sets	Faults	Still Sets	Total Attempts	Avg by Set	
	1	11	HAIDER ALMUTAWI Ahmad Sultan Salem	40	-	45	85	10.00	
	2	15	SHAMAL I.ALMEMARI Mohammed Abdul Az	3	-	4	7	0.75	
	3	6	ALI ALBLOOSHI Khamis Abdulla Ibrahi	1	1	-	2	0.25	
	4	1	GHAZWAN ALBADWAWI Saleh Hassan Kham	-	-	6	6	0.00	
	4	7	GHULAM ALMARZOOQI Amer Ghulam Hasan	-	-	3	3	0.00	
		4	MOHAMMAD AHLI Mohammad Juma Abdulla	-	-	-	-	-	
		5	SALEM AL MAAMARI Mohamed Hamad Saou	-	-	-	-	-	
		8	SAQROH ALDHUHOORI Hasan Yousif Ali	-	-	-	-	-	
		12	ALAWADHI Ali Mohd Saleh Ali	-	-	-	-	-	
		14	JUMA ALTAHRI Abdulredha Ghanem Sula	-	-	-	-	-	
		17	SALEM MATAR Ahmad Omar	-	-	-	-	-	
	<b>Team Totals</b>				44	1	58	103	11.00

Non-Scoring Reception	Rk	No	Name	Excellents	Faults	Serve Receptions	Total Attempts	Succ %	
	1	7	GHULAM ALMARZOOQI Amer Ghulam Hasan	9	-	24	33	27.27	
		6	ALI ALBLOOSHI Khamis Abdulla Ibrahi	3	-	12	15		
		15	SHAMAL I.ALMEMARI Mohammed Abdul Az	5	2	8	15		
		1	GHAZWAN ALBADWAWI Saleh Hassan Kham	4	-	9	13		
		14	JUMA ALTAHRI Abdulredha Ghanem Sula	3	1	1	5		
		8	SAQROH ALDHUHOORI Hasan Yousif Ali	1	-	2	3		
		4	MOHAMMAD AHLI Mohammad Juma Abdulla	-	-	-	-		
		5	SALEM AL MAAMARI Mohamed Hamad Saou	-	-	-	-		
		11	HAIDER ALMUTAWI Ahmad Sultan Salem	-	-	-	-		
		12	ALAWADHI Ali Mohd Saleh Ali	-	-	-	-		
		17	SALEM MATAR Ahmad Omar	-	-	-	-		
	<b>Team Totals</b>				25	3	56	84	29.76

LEGEND		Eff%		Rk		Succ%	
Avg	Average	Eff%	Efficiency	Rk	Rank	Succ%	Success %

Timing and Results provided by  TISSOT



Match No: 63

**Start List**

Стартовый список

**BRA vs CZE**

First Referee: WANG Jun (CHN)

Second Referee: OLEJNIK Vladimir (RUS)

**BRA - Brazil** White

No.	C/L	Name	Shirt Name	Height m / ft in	Weight kg / lbs	Highest Reach		Date of Birth	Tournament Totals				
						Spike cm	Block cm		Spike	Block	Serve	Total	%
1		JERONYMO Fabiano		1.84/6'0"	76/168	328	317	11 JUN 1986	6	3	1	10	2.99
2		SOARES Igor		1.87/6'2"	79/174	355	335	26 AUG 1990	8		2	10	2.99
3		CRUVINEL Renato		1.82/6'0"	75/165	310	295	16 NOV 1990			1	1	0.30
4		SILVA Hugo		1.97/6'6"	87/192	342	328	4 JUL 1990	12	2	2	16	4.78
5		SILVA Petrus		2.03/6'8"	96/212	345	330	5 MAY 1987	19	10	2	31	9.25
6		PERES Victor		1.90/6'3"	85/187	327	315	23 APR 1988	38	2	4	44	13.13
7	C	LIMA Lucas		2.00/6'7"	91/201	348	338	18 AUG 1989	25	16	3	44	13.13
8		SILVA Vivalde		2.00/6'7"	95/209	350	325	18 NOV 1990	36	2	5	43	12.84
9		PINHEIRO Leonardo		2.10/6'11"	103/227	360	335	9 FEB 1986	29	3	3	35	10.45
10		SILVA Alisson		2.08/6'10"	98/216	342	330	19 OCT 1987	14	8	6	28	8.36
11	L	MORAES Gian		1.70/5'7"	72/159	290	285	30 NOV 1988					
12		CIRQUERA Pablo		1.92/6'4"	93/205	340	325	2 DEC 1988	62	1	10	73	21.79
<b>Head Coach</b>			MARTINS Paulo			<b>Assistant Coach</b>			LUSTOSA Luiz Eduardo				

Results in this  
Universiade

Phase	Opponent	Sets	Points per Set
Preliminary	MAC	3 - 0	25-10, 25-11, 25-16
Preliminary	CHN	3 - 0	25-15, 25-16, 25-18
Preliminary	AUS	3 - 1	25-17, 28-26, 26-28, 25-13
Preliminary	SUI	3 - 1	25-23, 25-21, 21-25, 25-14
Preliminary	POL	0 - 3	25-27, 23-25, 17-25
Quarterfinals	RUS	0 - 3	19-25, 12-25, 14-25


**CZE - Czech Republic** Red

No.	C/L	Name	Shirt Name	Height m / ft in	Weight kg / lbs	Highest Reach		Date of Birth	Tournament Totals				
						Spike cm	Block cm		Spike	Block	Serve	Total	%
1		VACHOUSEK Stanislav	VACHOUSEK	1.90/6'3"	88/194	336	310	11 NOV 1987	8	2	2	12	3.77
2	L	VACLAVIK Jan	VACLAVIK	1.80/5'11"	72/159	317	301	15 APR 1985					
3		PAJMA Tomas	PAJMA	2.05/6'9"	96/212	348	338	30 JUL 1989	24	7	1	32	10.06
4	C	KRBA Jan	KRBA	1.94/6'4"	87/192	346	330	22 OCT 1986	58	10	7	75	23.58
5		VASICEK Jiri	VASICEK	1.93/6'4"	78/172	342	320	11 JUN 1992	29	1	4	34	10.69
6		HANIK Zdenek	HANIK	1.76/5'9"	80/176	335	330	11 JUL 1986		6	4	10	3.14
7		SOBEK Jakub	SOBEK	1.96/6'5"	87/192	330	315	3 OCT 1991	1		1	2	0.63
8		MLCUCH Josef	MLCUCH	2.02/6'8"	97/214	340	330	8 JAN 1990	12	1		13	4.09
9		KOLACEK Michal	KOLACEK	1.96/6'5"	95/209	355	340	3 SEP 1989	5	1		6	1.89
11		SEDLAR Jan	SEDLAR	2.00/6'7"	92/203	352	331	21 JUN 1987	16	9		25	7.86
12		FORT Dominik	FORT	1.90/6'3"	82/181	343	320	17 SEP 1989	54	5		59	18.55
13		KULIHA Jan	KULIHA	1.97/6'6"	87/192	348	335	24 MAY 1990	42	6	2	50	15.72
<b>Head Coach</b>			VASINA Lubomir			<b>Assistant Coach</b>			HRAB Alec				

Results in this  
Universiade

Phase	Opponent	Sets	Points per Set
Preliminary	UAE	3 - 0	25-19, 25-14, 25-18
Preliminary	MEX	3 - 1	25-20, 25-21, 24-26, 25-22
Preliminary	CHI	3 - 0	25-23, 25-20, 25-22
Preliminary	CAN	1 - 3	24-26, 14-25, 25-21, 17-25
Quarterfinals	JPN	1 - 3	21-25, 25-22, 23-25, 24-26

<b>LEGEND</b>	%	Percent of total team scoring	C	Team Captain	L	Libero Player
---------------	---	-------------------------------	---	--------------	---	---------------

Timing and Results provided by  **TISSOT**





Match No: 63

### Match Results

Результат / Отчет о матче

Match Duration: 1h 29m  
Attendance: 850

**BRA vs CZE**  
0 3

Teams	Sets	1	2	3	Total
BRA	0	20	20	22	62
CZE	3	25	25	25	75
Playing Time		27m	26m	30m	1h 23m

First Referee: WANG Jun (CHN)

Second Referee: OLEJNIK Vladimir (RUS)

BRA - Brazil								
No	C/L	Name	1	2	3	4	5	Pts
1		JERONYMO Fabiano	2	1	9			1
2		SOARES Igor			6			1
3		CRUVINEL Renato	9	1	2			
4		SILVA Hugo	6					1
5		SILVA Petrus	4	3	4			7
6		PERES Victor	4	5	12			4
7	C	LIMA Lucas	1	6	1			5
8		SILVA Vivalde	1		3			7
9		PINHEIRO Leonardo	5	4	5			8
10		SILVA Alisson						
11	L	MORAES Gian	L	L	L			
12		CIRQUERA Pablo	3	2	3			9
Head Coach		MARTINS Paulo						
Assistant Coach		LUSTOSA Luiz Eduardo						

CZE - Czech Republic								
No	C/L	Name	1	2	3	4	5	Pts
1		VACHOUSEK Stanislav						
2	L	VACLAVIK Jan	L	L	L			
3		PAJMA Tomas	3	4	3			7
4	C	KRBA Jan	4	5	4			25
5		VASICEK Jiri						
6		HANIK Zdenek	1	2	1			3
7		SOBEK Jakub						
8		MLCUCH Josef		6	6			
9		KOLACEK Michal	3		3			2
11		SEDLAR Jan	6	1	6			2
12		FORT Dominik	5	6	5			10
13		KULIHA Jan	2	3	2			8
Head Coach		VASINA Lubomir						
Assistant Coach		HRAB Alec						

### TEAM AND PLAYER PERFORMANCES

Won	Total Atts	No Name	Scoring Skills	Won	Total Atts	No Name
<b>33</b>	<b>81</b>	<b>Total Team</b>		<b>46</b>	<b>84</b>	<b>Total Team</b>
8	22	9 PINHEIRO Leonardo	Spike	20	31	4 KRBA Jan
6	8	8 SILVA Vivalde		9	19	12 FORT Dominik
6	17	12 CIRQUERA Pablo		8	15	13 KULIHA Jan
<b>6</b>	<b>51</b>	<b>Total Team</b>	Block	<b>9</b>	<b>50</b>	<b>Total Team</b>
2	12	7 LIMA Lucas		3	4	4 KRBA Jan
1	14	5 SILVA Petrus		3	10	6 HANIK Zdenek
1	5	1 JERONYMO Fabiano	2	11	3 PAJMA Tomas	
<b>4</b>	<b>63</b>	<b>Total Team</b>	Serve	<b>2</b>	<b>74</b>	<b>Total Team</b>
2	10	12 CIRQUERA Pablo		2	19	4 KRBA Jan
1	3	8 SILVA Vivalde				
1	12	5 SILVA Petrus				
<b>19</b>		<b>Total Team</b>	Opp Error	<b>18</b>		<b>Total Team</b>
<b>62</b>	<b>195</b>	<b>Total Team</b>		<b>75</b>	<b>208</b>	<b>Total Team</b>
<b>9</b>	<b>30</b>	12 CIRQUERA Pablo	Best Scorer	<b>25</b>	<b>54</b>	4 KRBA Jan
<b>108 km/h</b>		12 CIRQUERA Pablo	Fastest Serve	<b>110 km/h</b>		13 KULIHA Jan

#### LEGEND

Atts Attempts  
L Libero player  
n Starting line-up where n = starting position on court (i.e. positions 1 to 6)  
Opp Opponent

C Team Captain  
L Substitute libero  
nn Substitute where nn = jersey number of out going player  
Pts Points scored

Timing and Results provided by  TISSOT



SUN 14 JUL 2013  
15:30  
16:59

Match No: 63

### Match Statistics

статистика

Match Duration: 1h 29m  
Attendance: 850

**BRA vs CZE**  
0 3

Teams	Sets	1	2	3	Total
<b>BRA</b>	<b>0</b>	20	20	22	62
<b>CZE</b>	<b>3</b>	25	25	25	75
<b>Playing Time</b>		27m	26m	30m	1h 23m

First Referee: WANG Jun (CHN)


Second Referee: OLEJNIK Vladimir (RUS)

### BRA - Brazil


Scoring Spike

<b>Limit</b>
<b>15.00%</b>

Rk	No	Name	Spikes	Faults	Shots	Total Attempts	Eff %
1	9	PINHEIRO Leonardo	8	3	11	22	22.73
	12	CIRQUERA Pablo	6	7	4	17	
	6	PERES Victor	4	1	4	9	
	7	LIMA Lucas	3	2	3	8	
	8	SILVA Vivalde	6	2	-	8	
	5	SILVA Petrus	5	-	2	7	
	2	SOARES Igor	1	3	2	6	
	4	SILVA Hugo	-	1	3	4	
	1	JERONYMO Fabiano	-	-	-	-	
	3	CRUVINEL Renato	-	-	-	-	
	10	SILVA Alisson	-	-	-	-	
	11	MORAES Gian	-	-	-	-	
<b>Team Totals</b>			<b>33</b>	<b>19</b>	<b>29</b>	<b>81</b>	<b>17.28</b>

Scoring Block



Rk	No	Name	Kill Blocks	Faults	Rebounds	Total Attempts	Avg by Set
1	7	LIMA Lucas	2	5	5	12	0.67
2	5	SILVA Petrus	1	8	5	14	0.33
2	1	JERONYMO Fabiano	1	3	1	5	0.33
2	4	SILVA Hugo	1	3	1	5	0.33
2	12	CIRQUERA Pablo	1	2	-	3	0.33
6	6	PERES Victor	-	3	1	4	0.00
6	9	PINHEIRO Leonardo	-	3	1	4	0.00
6	3	CRUVINEL Renato	-	1	1	2	0.00
6	2	SOARES Igor	-	-	1	1	0.00
6	8	SILVA Vivalde	-	1	-	1	0.00
	10	SILVA Alisson	-	-	-	-	
	11	MORAES Gian	-	-	-	-	
<b>Team Totals</b>			<b>6</b>	<b>29</b>	<b>16</b>	<b>51</b>	<b>2.00</b>

Scoring Service


Rk	No	Name	Aces	Faults	Serve Hits	Total Attempts	Avg by Set
1	12	CIRQUERA Pablo	2	2	6	10	0.67
2	5	SILVA Petrus	1	2	9	12	0.33
2	8	SILVA Vivalde	1	-	2	3	0.33
4	7	LIMA Lucas	-	-	9	9	0.00
4	1	JERONYMO Fabiano	-	-	7	7	0.00
4	3	CRUVINEL Renato	-	-	7	7	0.00
4	9	PINHEIRO Leonardo	-	1	6	7	0.00
4	6	PERES Victor	-	-	5	5	0.00
4	2	SOARES Igor	-	-	2	2	0.00
4	4	SILVA Hugo	-	1	-	1	0.00
	10	SILVA Alisson	-	-	-	-	
	11	MORAES Gian	-	-	-	-	
<b>Team Totals</b>			<b>4</b>	<b>6</b>	<b>53</b>	<b>63</b>	<b>1.33</b>

Team

<b>Opponent Errors &amp; Team Faults</b>	19
--	----

Timing and Results provided by  TISSOT



SUN 14 JUL 2013  
15:30  
16:59

Match No: 63

### Match Statistics

статистика

Match Duration: 1h 29m  
Attendance: 850


**BRA vs CZE**  
0 3

Teams	Sets	1	2	3	Total
<b>BRA</b>	<b>0</b>	20	20	22	62
<b>CZE</b>	<b>3</b>	25	25	25	75
<b>Playing Time</b>		27m	26m	30m	1h 23m


First Referee: WANG Jun (CHN)

Second Referee: OLEJNIK Vladimir (RUS)

### BRA - Brazil

Non-Scoring Dig


Rk	No	Name	Digs	Faults	Receptions	Total Attempts	Avg by Set
1	11	MORAES Gian	5	3	6	14	1.67
2	4	SILVA Hugo	2	-	-	2	0.67
3	6	PERES Victor	1	-	3	4	0.33
3	2	SOARES Igor	1	2	1	4	0.33
5	12	CIRQUERA Pablo	-	4	2	6	0.00
5	1	JERONYMO Fabiano	-	3	1	4	0.00
5	3	CRUVINEL Renato	-	3	-	3	0.00
5	9	PINHEIRO Leonardo	-	1	1	2	0.00
5	5	SILVA Petrus	-	-	1	1	0.00
5	7	LIMA Lucas	-	-	1	1	0.00
5	8	SILVA Vivalde	-	-	1	1	0.00
	10	SILVA Alisson	-	-	-	-	-
<b>Team Totals</b>			9	16	17	42	3.00


Non-Scoring Set


Rk	No	Name	Running Sets	Faults	Still Sets	Total Attempts	Avg by Set
1	3	CRUVINEL Renato	16	-	13	29	5.33
2	1	JERONYMO Fabiano	14	1	28	43	4.67
3	7	LIMA Lucas	1	1	-	2	0.33
4	11	MORAES Gian	-	-	2	2	0.00
4	12	CIRQUERA Pablo	-	-	2	2	0.00
4	9	PINHEIRO Leonardo	-	-	1	1	0.00
	2	SOARES Igor	-	-	-	-	-
	4	SILVA Hugo	-	-	-	-	-
	5	SILVA Petrus	-	-	-	-	-
	6	PERES Victor	-	-	-	-	-
	8	SILVA Vivalde	-	-	-	-	-
	10	SILVA Alisson	-	-	-	-	-
<b>Team Totals</b>			31	2	46	79	10.33

Non-Scoring Reception

<b>Limit</b> 25.00%

Rk	No	Name	Excellents	Faults	Serve Receptions	Total Attempts	Succ %
1	12	CIRQUERA Pablo	13	1	15	29	44.83
	6	PERES Victor	3	-	10	13	
	11	MORAES Gian	4	-	3	7	
	2	SOARES Igor	4	-	2	6	
	4	SILVA Hugo	2	1	2	5	
	1	JERONYMO Fabiano	-	-	1	1	
	5	SILVA Petrus	1	-	-	1	
	7	LIMA Lucas	1	-	-	1	
	3	CRUVINEL Renato	-	-	-	-	
	8	SILVA Vivalde	-	-	-	-	
	9	PINHEIRO Leonardo	-	-	-	-	
	10	SILVA Alisson	-	-	-	-	
<b>Team Totals</b>			28	2	33	63	44.44

Timing and Results provided by  TISSOT



SUN 14 JUL 2013  
15:30  
16:59

Match No: 63

### Match Statistics

статистика

Match Duration: 1h 29m  
Attendance: 850

**BRA vs CZE**  
0 3

Teams	Sets	1	2	3	Total
<b>BRA</b>	<b>0</b>	20	20	22	62
<b>CZE</b>	<b>3</b>	25	25	25	75
<b>Playing Time</b>		27m	26m	30m	1h 23m

First Referee: WANG Jun (CHN)


Second Referee: OLEJNIK Vladimir (RUS)

### CZE - Czech Republic


Scoring Spike

<b>Limit</b>
<b>15.00%</b>

Rk	No	Name	Spikes	Faults	Shots	Total Attempts	Eff %
1	4	KRBA Jan	20	6	5	31	45.16
2	13	KULIHA Jan	8	3	4	15	33.33
3	12	FORT Dominik	9	5	5	19	21.05
	3	PAJMA Tomas	5	2	4	11	
	11	SEDLAR Jan	2	-	3	5	
	9	KOLACEK Michal	2	-	1	3	
	1	VACHOUSEK Stanislav	-	-	-	-	
	2	VACLAVIK Jan	-	-	-	-	
	5	VASICEK Jiri	-	-	-	-	
	6	HANIK Zdenek	-	-	-	-	
	7	SOBEK Jakub	-	-	-	-	
	8	MLCUCH Josef	-	-	-	-	
<b>Team Totals</b>			<b>46</b>	<b>16</b>	<b>22</b>	<b>84</b>	<b>35.71</b>

Scoring Block



Rk	No	Name	Kill Blocks	Faults	Rebounds	Total Attempts	Avg by Set
1	6	HANIK Zdenek	3	3	4	10	1.00
1	4	KRBA Jan	3	1	-	4	1.00
3	3	PAJMA Tomas	2	9	-	11	0.67
4	12	FORT Dominik	1	3	4	8	0.33
5	11	SEDLAR Jan	-	7	6	13	0.00
5	13	KULIHA Jan	-	3	1	4	0.00
	1	VACHOUSEK Stanislav	-	-	-	-	
	2	VACLAVIK Jan	-	-	-	-	
	5	VASICEK Jiri	-	-	-	-	
	7	SOBEK Jakub	-	-	-	-	
	8	MLCUCH Josef	-	-	-	-	
	9	KOLACEK Michal	-	-	-	-	
<b>Team Totals</b>			<b>9</b>	<b>26</b>	<b>15</b>	<b>50</b>	<b>3.00</b>

Scoring Service


Rk	No	Name	Aces	Faults	Serve Hits	Total Attempts	Avg by Set
1	4	KRBA Jan	2	2	15	19	0.67
2	3	PAJMA Tomas	-	2	10	12	0.00
2	11	SEDLAR Jan	-	-	11	11	0.00
2	6	HANIK Zdenek	-	1	10	11	0.00
2	13	KULIHA Jan	-	3	8	11	0.00
2	12	FORT Dominik	-	1	9	10	0.00
	1	VACHOUSEK Stanislav	-	-	-	-	
	2	VACLAVIK Jan	-	-	-	-	
	5	VASICEK Jiri	-	-	-	-	
	7	SOBEK Jakub	-	-	-	-	
	8	MLCUCH Josef	-	-	-	-	
	9	KOLACEK Michal	-	-	-	-	
<b>Team Totals</b>			<b>2</b>	<b>9</b>	<b>63</b>	<b>74</b>	<b>0.67</b>

Team

<b>Opponent Errors &amp; Team Faults</b>	18
--	----

Timing and Results provided by  TISSOT



SUN 14 JUL 2013  
15:30  
16:59

Match No: 63

### Match Statistics

статистика

Match Duration: 1h 29m  
Attendance: 850


**BRA vs CZE**  
0 3

Teams	Sets	1	2	3	Total
<b>BRA</b>	<b>0</b>	20	20	22	62
<b>CZE</b>	<b>3</b>	25	25	25	75
<b>Playing Time</b>		27m	26m	30m	1h 23m


First Referee: WANG Jun (CHN)

Second Referee: OLEJNIK Vladimir (RUS)

### CZE - Czech Republic

Non-Scoring Dig


Rk	No	Name	Digs	Faults	Receptions	Total Attempts	Avg by Set
1	12	FORT Dominik	2	1	5	8	0.67
1	4	KRBA Jan	2	-	3	5	0.67
3	13	KULIHA Jan	1	3	3	7	0.33
4	2	VACLAVIK Jan	-	2	9	11	0.00
4	3	PAJMA Tomas	-	-	2	2	0.00
4	6	HANIK Zdenek	-	1	-	1	0.00
	1	VACHOUSEK Stanislav	-	-	-	-	
	5	VASICEK Jiri	-	-	-	-	
	7	SOBEK Jakub	-	-	-	-	
	8	MLCUCJ Josef	-	-	-	-	
	9	KOLACEK Michal	-	-	-	-	
	11	SEDLAR Jan	-	-	-	-	
<b>Team Totals</b>			5	7	22	34	1.67

Non-Scoring Set


Rk	No	Name	Running Sets	Faults	Still Sets	Total Attempts	Avg by Set
1	6	HANIK Zdenek	36	-	31	67	12.00
2	13	KULIHA Jan	2	-	2	4	0.67
3	11	SEDLAR Jan	1	-	1	2	0.33
3	8	MLCUCJ Josef	1	-	-	1	0.33
5	3	PAJMA Tomas	-	-	2	2	0.00
	1	VACHOUSEK Stanislav	-	-	-	-	
	2	VACLAVIK Jan	-	-	-	-	
	4	KRBA Jan	-	-	-	-	
	5	VASICEK Jiri	-	-	-	-	
	7	SOBEK Jakub	-	-	-	-	
	9	KOLACEK Michal	-	-	-	-	
	12	FORT Dominik	-	-	-	-	
<b>Team Totals</b>			40		36	76	13.33


Non-Scoring Reception

<b>Limit</b> 25.00%

Rk	No	Name	Excellents	Faults	Serve Receptions	Total Attempts	Succ %
1	13	KULIHA Jan	8	3	20	31	25.81
	12	FORT Dominik	4	-	10	14	
	2	VACLAVIK Jan	2	1	8	11	
	3	PAJMA Tomas	-	-	1	1	
	1	VACHOUSEK Stanislav	-	-	-	-	
	4	KRBA Jan	-	-	-	-	
	5	VASICEK Jiri	-	-	-	-	
	6	HANIK Zdenek	-	-	-	-	
	7	SOBEK Jakub	-	-	-	-	
	8	MLCUCJ Josef	-	-	-	-	
	9	KOLACEK Michal	-	-	-	-	
	11	SEDLAR Jan	-	-	-	-	
<b>Team Totals</b>			14	4	39	57	24.56

LEGEND

Avg Average      Eff% Efficiency      Rk Rank      Succ% Success %

Timing and Results provided by  TISSOT





Match No: 66

### Start List

Стартовый список

## POL vs UKR

First Referee: BAJCI Peter (SVK)

Second Referee: GALE Michael (USA)

### POL - Poland White

No.	C/L	Name	Shirt Name	Height m / ft in	Weight kg / lbs	Highest Reach		Date of Birth	Tournament Totals				
						Spike cm	Block cm		Spike	Block	Serve	Total	%
2		POPIK Kacper	POPIK	1.91/6'3"	83/183	330	320	19 OCT 1992	2		1	3	0.75
3	C	LOMACZ Grzegorz	LOMACZ	1.87/6'2"	92/203	339	320	1 OCT 1987	5	1	2	8	2.01
4		WLODARCZYK Wojciech	WLODARCZYK	2.00/6'7"	91/201	350	320	28 OCT 1990	39	3	5	47	11.81
5		KLOS Karol	KLOS	2.00/6'7"	85/187	365	338	8 AUG 1989	42	13	10	65	16.33
7		HEBDA Milosz	HEBDA	2.07/6'9"	94/207	350	328	11 MAR 1991	21	2	3	26	6.53
10		ZALINSKI Wosjciech	ZALINSKI	2.07/6'9"	98/216	350	330	19 FEB 1990	18	2	1	21	5.28
11		ZAJDER Maciej	ZAJDER	2.02/6'8"	100/220	345	325	31 JAN 1988	20	20	12	52	13.07
12		BOCIEK Grzegorz	BOCIEK	2.06/6'9"	114/251	363	340	6 JUN 1991	76	10	5	91	22.86
13		WIERZBOWSKI Krzysztof	WIERZBOWSKI	1.97/6'6"	95/209	340	315	18 JUL 1988	32	2	2	36	9.05
15		FERENS Wojciech	FERENS	1.94/6'4"	95/209	350	320	5 APR 1991	32	5	5	42	10.55
16		HAIN Piotr	HAIN	2.07/6'9"	100/220	354	330	26 FEB 1991	4	3		7	1.76
18	L	WOJTASZEK Damian	WOJTASZEK	1.80/5'11"	80/176	320	310	7 SEP 1988					
<b>Head Coach</b> PANAS Radoslaw				<b>Assistant Coach</b> KWAPISIEWICZ Dominik									

#### Results in this Universiade

Phase	Opponent	Sets	Points per Set
Preliminary	CHN	3 - 0	25-19, 25-13, 25-10
Preliminary	SUI	3 - 0	25-17, 25-19, 25-17
Preliminary	MAC	3 - 0	25-6, 25-11, 25-17
Preliminary	AUS	3 - 2	22-25, 23-25, 25-14, 25-19, 15-13
Preliminary	BRA	3 - 0	27-25, 25-23, 25-17
Quarterfinals	KOR	3 - 2	22-25, 25-20, 23-25, 25-23, 22-20


### UKR - Ukraine Yellow

No.	C/L	Name	Shirt Name	Height m / ft in	Weight kg / lbs	Highest Reach		Date of Birth	Tournament Totals				
						Spike cm	Block cm		Spike	Block	Serve	Total	%
1		PIUN Kyrylo	Piun	2.14/7'0"	107/236	365	350	10 MAY 1989	23	6	1	30	11.11
3	C	STOROZHYZLOV Dmytro	Storozhylo	1.98/6'6"	92/203	340	330	1 JUN 1986	5	6	1	12	4.44
4		KLYAMAR Oleksiy	Klyamar	1.92/6'4"	86/190	340	320	11 APR 1987	32	3	6	41	15.19
5		ZHUMATII Oleksandr	Zhumatii	1.93/6'4"	90/198	350	330	3 APR 1988	44	4	2	50	18.52
6	L	PRYKHODKO Roman	Prykhodko	1.95/6'5"	90/198	320	320	28 MAR 1985					
7		SHORKIN Dmytro	Shorkin	1.90/6'3"	90/198	340	320	16 DEC 1989		1		1	0.37
8		TUPCHII Andrii	Tupchii	2.02/6'8"	96/212	350	335	14 NOV 1986	19	3	1	23	8.52
9		DMYTRIIEV Oleksandr	Dmytriiev	1.98/6'6"	90/198	350	335	20 JUL 1987	1			1	0.37
10		YUSHKEVYCH Ruslan	Yushkevych	2.00/6'7"	98/216	350	335	22 AUG 1985	1			1	0.37
11		MOROZ Mykola	Moroz	2.04/6'8"	88/194	350	330	19 DEC 1992	4			4	1.48
13		RIABUKHA Kostiantyn	Riabukha	2.03/6'8"	100/220	355	330	29 APR 1988	18	13	3	34	12.59
14		IERESHCHENKO Ian	Iereshchen	1.97/6'6"	83/183	360	340	6 APR 1990	61	8	4	73	27.04
<b>Head Coach</b> SKRYPKA Sergii				<b>Assistant Coach</b> PASAZHIN Mykola									

#### Results in this Universiade

Phase	Opponent	Sets	Points per Set
Preliminary	LAT	3 - 0	25-19, 25-20, 25-14
Preliminary	THA	3 - 1	27-25, 25-15, 21-25, 25-23
Preliminary	JPN	3 - 2	23-25, 25-21, 21-25, 25-20, 20-18
Quarterfinals	CAN	3 - 0	25-21, 25-23, 25-23

<b>LEGEND</b>	%	Percent of total team scoring	C	Team Captain	L	Libero Player
---------------	---	-------------------------------	---	--------------	---	---------------

Timing and Results provided by  TISSOT



Match No: 66

**Match Results**  
Результат / Отчет о матче

Match Duration: 2h 20m  
Attendance: 4000

**POL vs UKR**  
3 2

Teams	Sets	1	2	3	4	5	Total
POL	3	26	25	25	22	15	113
UKR	2	24	27	18	25	8	102
	Playing Time	28m	32m	24m	30m	14m	2h 08m

First Referee: BAJCI Peter (SVK)

Second Referee: GALE Michael (USA)

POL - Poland								
No	C/L	Name	1	2	3	4	5	Pts
2		POPIK Kacper						
3	C	LOMACZ Grzegorz	6	6	6	6	6	1
4		WLODARCZYK Wojciech	4	4	4	4		18
5		KLOS Karol	2	2	2	2	2	9
7		HEBDA Milosz						
10		ZALINSKI Wosjciech						
11		ZAJDER Maciej	3	16	5	5	5	2
12		BOCIEK Grzegorz	3	3	3	3	3	24
13		WIERZBOWSKI Krzysztof	1	1	1	1	1	14
15		FERENS Wojciech		13		4	4	6
16		HAIN Piotr	5	5	3		3	1
18	L	WOJTASZEK Damian	L	L	L	L	L	
Head Coach		PANAS Radoslaw						
Assistant Coach		KWAPISIEWICZ Dominik						

UKR - Ukraine								
No	C/L	Name	1	2	3	4	5	Pts
1		PIUN Kyrylo	5	5	5	5	4	13
3	C	STOROZHYLOV Dmytro	3	3	8	3	2	4
4		KLYAMAR Oleksiy	1	1	1	1	6	11
5		ZHUMATII Oleksandr	6	6	3	6	5	15
6	L	PRYKHODKO Roman	L	L	L	L	L	
7		SHORKIN Dmytro			14			
8		TUPCHII Andrii	3	3	6		3	7
9		DMYTRIIEV Oleksandr	5	5	5	3	5	
10		YUSHKEVYCH Ruslan						
11		MOROZ Mykola						
13		RIABUKHA Kostiantyn	2	2	2	2	1	9
14		IERESHCHENKO Ian	4	4	4	4	3	14
Head Coach		SKRYPKA Sergii						
Assistant Coach		PASAZHIN Mykola						

**TEAM AND PLAYER PERFORMANCES**

Won	Total Atts	No Name
61	136	<b>Total Team</b>
19	47	12 BOCIEK Grzegorz
16	34	4 WLODARCZYK Wojciech
12	29	13 WIERZBOWSKI Krzysztof
10	74	<b>Total Team</b>
3	15	5 KLOS Karol
2	22	11 ZAJDER Maciej
2	6	12 BOCIEK Grzegorz
4	112	<b>Total Team</b>
3	22	12 BOCIEK Grzegorz
1	20	13 WIERZBOWSKI Krzysztof
38		<b>Total Team</b>
113	322	<b>Total Team</b>
24	75	12 BOCIEK Grzegorz
113 km/h		12 BOCIEK Grzegorz

Scoring Skills
<b>Spike</b>
<b>Block</b>
<b>Serve</b>
<b>Opp Error</b>
<b>Total</b>
<b>Best Scorer</b>
<b>Fastest Serve</b>

Won	Total Atts	No Name
54	138	<b>Total Team</b>
15	38	5 ZHUMATII Oleksandr
13	39	14 IERESHCHENKO Ian
7	14	1 PIUN Kyrylo
13	82	<b>Total Team</b>
5	20	1 PIUN Kyrylo
3	5	4 KLYAMAR Oleksiy
3	10	3 STOROZHYLOV Dmytro
6	103	<b>Total Team</b>
2	7	8 TUPCHII Andrii
1	17	1 PIUN Kyrylo
1	18	14 IERESHCHENKO Ian
29		<b>Total Team</b>
102	323	<b>Total Team</b>
15	59	5 ZHUMATII Oleksandr
111 km/h		8 TUPCHII Andrii

LEGEND			
Atts	Attempts	C	Team Captain
L	Libero player	L	Substitute libero
n	Starting line-up where n = starting position on court (i.e. positions 1 to 6)	nn	Substitute where nn = jersey number of out going player
Opp	Opponent	Pts	Points scored

Timing and Results provided by TISSOT



Match No: 66

### Match Statistics

статистика

Match Duration: 2h 20m  
Attendance: 4000

### POL vs UKR

3 2

Teams	Sets	1	2	3	4	5	Total
POL	3	26	25	25	22	15	113
UKR	2	24	27	18	25	8	102
	Playing Time	28m	32m	24m	30m	14m	2h 08m

First Referee: BAJCI Peter (SVK)


Second Referee: GALE Michael (USA)

### POL - Poland

Scoring Spike

Limit
15.00%

Rk	No	Name	Spikes	Faults	Shots	Total Attempts	Eff %
1	4	WLODARCZYK Wojciech	16	5	13	34	32.35
2	12	BOCIEK Grzegorz	19	5	23	47	29.79
3	13	WIERZBOWSKI Krzysztof	12	6	11	29	20.69
	15	FERENS Wojciech	6	-	3	9	
	5	KLOS Karol	6	1	2	9	
	16	HAIN Piotr	1	2	1	4	
	3	LOMACZ Grzegorz	1	-	1	2	
	11	ZAJDER Maciej	-	-	2	2	
	2	POPIK Kacper	-	-	-	-	
	7	HEBDA Milosz	-	-	-	-	
	10	ZALINSKI Wosjiejch	-	-	-	-	
	18	WOJTASZEK Damian	-	-	-	-	
<b>Team Totals</b>			61	19	56	136	30.88

Scoring Block



Rk	No	Name	Kill Blocks	Faults	Rebounds	Total Attempts	Avg by Set
1	5	KLOS Karol	3	9	3	15	0.60
2	11	ZAJDER Maciej	2	7	13	22	0.40
2	4	WLODARCZYK Wojciech	2	6	2	10	0.40
2	12	BOCIEK Grzegorz	2	2	2	6	0.40
5	13	WIERZBOWSKI Krzysztof	1	7	2	10	0.20
6	16	HAIN Piotr	-	5	2	7	0.00
6	3	LOMACZ Grzegorz	-	3	-	3	0.00
6	15	FERENS Wojciech	-	1	-	1	0.00
	2	POPIK Kacper	-	-	-	-	
	7	HEBDA Milosz	-	-	-	-	
	10	ZALINSKI Wosjiejch	-	-	-	-	
	18	WOJTASZEK Damian	-	-	-	-	
<b>Team Totals</b>			10	40	24	74	2.00

Scoring Service


Rk	No	Name	Aces	Faults	Serve Hits	Total Attempts	Avg by Set
1	12	BOCIEK Grzegorz	3	6	13	22	0.60
2	13	WIERZBOWSKI Krzysztof	1	3	16	20	0.20
3	5	KLOS Karol	-	1	21	22	0.00
3	4	WLODARCZYK Wojciech	-	3	13	16	0.00
3	11	ZAJDER Maciej	-	2	12	14	0.00
3	3	LOMACZ Grzegorz	-	-	9	9	0.00
3	16	HAIN Piotr	-	-	5	5	0.00
3	15	FERENS Wojciech	-	1	3	4	0.00
	2	POPIK Kacper	-	-	-	-	
	7	HEBDA Milosz	-	-	-	-	
	10	ZALINSKI Wosjiejch	-	-	-	-	
	18	WOJTASZEK Damian	-	-	-	-	
<b>Team Totals</b>			4	16	92	112	0.80

Team

Opponent Errors & Team Faults	38
-------------------------------	----

Timing and Results provided by  TISSOT



Match No: 66

### Match Statistics

статистика

Match Duration: 2h 20m  
Attendance: 4000

### POL vs UKR


3 2

Teams	Sets	1	2	3	4	5	Total
POL	3	26	25	25	22	15	113
UKR	2	24	27	18	25	8	102
	Playing Time	28m	32m	24m	30m	14m	2h 08m


First Referee: BAJCI Peter (SVK)

Second Referee: GALE Michael (USA)

### POL - Poland

Non-Scoring Dig


Rk	No	Name	Digs	Faults	Receptions	Total Attempts	Avg by Set
1	18	WOJTASZEK Damian	2	1	11	14	0.40
1	4	WLODARCZYK Wojciech	2	1	7	10	0.40
3	3	LOMACZ Grzegorz	1	4	13	18	0.20
3	12	BOCIEK Grzegorz	1	2	12	15	0.20
3	13	WIERZBOWSKI Krzysztof	1	4	5	10	0.20
3	5	KLOS Karol	1	-	4	5	0.20
3	11	ZAJDER Maciej	1	-	3	4	0.20
3	15	FERENS Wojciech	1	1	2	4	0.20
	2	POPIK Kacper	-	-	-	-	-
	7	HEBDA Milosz	-	-	-	-	-
	10	ZALINSKI Wosjciech	-	-	-	-	-
	16	HAIN Piotr	-	-	-	-	-
<b>Team Totals</b>			10	13	57	80	2.00

Non-Scoring Set


Rk	No	Name	Running Sets	Faults	Still Sets	Total Attempts	Avg by Set
1	3	LOMACZ Grzegorz	53	5	50	108	10.60
2	13	WIERZBOWSKI Krzysztof	2	-	8	10	0.40
3	18	WOJTASZEK Damian	1	-	6	7	0.20
3	5	KLOS Karol	1	1	3	5	0.20
3	12	BOCIEK Grzegorz	1	-	1	2	0.20
6	11	ZAJDER Maciej	-	-	4	4	0.00
6	4	WLODARCZYK Wojciech	-	-	3	3	0.00
	2	POPIK Kacper	-	-	-	-	-
	7	HEBDA Milosz	-	-	-	-	-
	10	ZALINSKI Wosjciech	-	-	-	-	-
	15	FERENS Wojciech	-	-	-	-	-
	16	HAIN Piotr	-	-	-	-	-
<b>Team Totals</b>			58	6	75	139	11.60

Non-Scoring Reception

<b>Limit</b> 25.00%

Rk	No	Name	Excellents	Faults	Serve Receptions	Total Attempts	Succ %
1	4	WLODARCZYK Wojciech	10	3	12	25	40.00
2	13	WIERZBOWSKI Krzysztof	10	1	17	28	35.71
3	18	WOJTASZEK Damian	5	2	19	26	19.23
	15	FERENS Wojciech	2	-	3	5	-
	5	KLOS Karol	-	-	1	1	-
	2	POPIK Kacper	-	-	-	-	-
	3	LOMACZ Grzegorz	-	-	-	-	-
	7	HEBDA Milosz	-	-	-	-	-
	10	ZALINSKI Wosjciech	-	-	-	-	-
	11	ZAJDER Maciej	-	-	-	-	-
	12	BOCIEK Grzegorz	-	-	-	-	-
	16	HAIN Piotr	-	-	-	-	-
<b>Team Totals</b>			27	6	52	85	31.76



Match No: 66

## Match Statistics

статистика

Match Duration: 2h 20m  
Attendance: 4000


POL vs UKR  
3 2

Teams	Sets	1	2	3	4	5	Total
POL	3	26	25	25	22	15	113
UKR	2	24	27	18	25	8	102
	Playing Time	28m	32m	24m	30m	14m	2h 08m


First Referee: BAJCI Peter (SVK)

Second Referee: GALE Michael (USA)


## UKR - Ukraine

Scoring Spike

Limit 15.00%

Rk	No	Name	Spikes	Faults	Shots	Total Attempts	Eff %
1	5	ZHUMATII Oleksandr	15	6	17	38	23.68
2	14	IERESHCHENKO Ian	13	7	19	39	15.38
	4	KLYAMAR Oleksiy	7	4	6	17	
	1	PIUN Kyrylo	7	1	6	14	
	8	TUPCHII Andrii	5	2	6	13	
	13	RIABUKHA Kostiantyn	6	-	5	11	
	3	STOROZHYLOV Dmytro	1	1	2	4	
	7	SHORKIN Dmytro	-	1	-	1	
	9	DMYTRIIEV Oleksandr	-	1	-	1	
	6	PRYKHODKO Roman	-	-	-	-	
	10	YUSHKEVYCH Ruslan	-	-	-	-	
	11	MOROZ Mykola	-	-	-	-	
<b>Team Totals</b>			54	23	61	138	22.46

Scoring Block



Rk	No	Name	Kill Blocks	Faults	Rebounds	Total Attempts	Avg by Set
1	1	PIUN Kyrylo	5	9	6	20	1.00
2	3	STOROZHYLOV Dmytro	3	4	3	10	0.60
2	4	KLYAMAR Oleksiy	3	1	1	5	0.60
4	13	RIABUKHA Kostiantyn	2	15	5	22	0.40
5	14	IERESHCHENKO Ian	-	9	1	10	0.00
5	5	ZHUMATII Oleksandr	-	5	4	9	0.00
5	9	DMYTRIIEV Oleksandr	-	1	2	3	0.00
5	8	TUPCHII Andrii	-	3	-	3	0.00
	6	PRYKHODKO Roman	-	-	-	-	
	7	SHORKIN Dmytro	-	-	-	-	
	10	YUSHKEVYCH Ruslan	-	-	-	-	
	11	MOROZ Mykola	-	-	-	-	
<b>Team Totals</b>			13	47	22	82	2.60

Scoring Service


Rk	No	Name	Aces	Faults	Serve Hits	Total Attempts	Avg by Set
1	8	TUPCHII Andrii	2	1	4	7	0.40
2	14	IERESHCHENKO Ian	1	4	13	18	0.20
2	1	PIUN Kyrylo	1	2	14	17	0.20
2	4	KLYAMAR Oleksiy	1	4	12	17	0.20
2	13	RIABUKHA Kostiantyn	1	4	12	17	0.20
6	3	STOROZHYLOV Dmytro	-	1	12	13	0.00
6	5	ZHUMATII Oleksandr	-	-	12	12	0.00
6	9	DMYTRIIEV Oleksandr	-	2	-	2	0.00
	6	PRYKHODKO Roman	-	-	-	-	
	7	SHORKIN Dmytro	-	-	-	-	
	10	YUSHKEVYCH Ruslan	-	-	-	-	
	11	MOROZ Mykola	-	-	-	-	
<b>Team Totals</b>			6	18	79	103	1.20

Team

Opponent Errors & Team Faults	29	1
-------------------------------	----	---

Timing and Results provided by  TISSOT





Match No: 66

### Match Statistics

статистика

Match Duration: 2h 20m  
Attendance: 4000

### POL vs UKR


3 2

Teams	Sets	1	2	3	4	5	Total
POL	3	26	25	25	22	15	113
UKR	2	24	27	18	25	8	102
	Playing Time	28m	32m	24m	30m	14m	2h 08m


First Referee: BAJCI Peter (SVK)

Second Referee: GALE Michael (USA)

### UKR - Ukraine

Non-Scoring Dig


Rk	No	Name	Digs	Faults	Receptions	Total Attempts	Avg by Set
1	6	PRYKHODKO Roman	4	3	10	17	0.80
2	4	KLYAMAR Oleksiy	3	3	14	20	0.60
3	14	IERESHCHENKO Ian	2	2	8	12	0.40
3	5	ZHUMATII Oleksandr	2	2	6	10	0.40
5	3	STOROZHYLOV Dmytro	-	-	5	5	0.00
5	8	TUPCHII Andrii	-	2	2	4	0.00
5	9	DMYTRIIEV Oleksandr	-	1	2	3	0.00
5	7	SHORKIN Dmytro	-	1	-	1	0.00
	1	PIUN Kyrylo	-	-	-	-	-
	10	YUSHKEVYCH Ruslan	-	-	-	-	-
	11	MOROZ Mykola	-	-	-	-	-
	13	RIABUKHA Kostiantyn	-	-	-	-	-
<b>Team Totals</b>			11	14	47	72	2.20

Non-Scoring Set


Rk	No	Name	Running Sets	Faults	Still Sets	Total Attempts	Avg by Set
1	3	STOROZHYLOV Dmytro	29	6	49	84	5.80
2	9	DMYTRIIEV Oleksandr	14	-	13	27	2.80
3	6	PRYKHODKO Roman	2	-	7	9	0.40
4	4	KLYAMAR Oleksiy	1	-	4	5	0.20
4	14	IERESHCHENKO Ian	1	-	2	3	0.20
4	7	SHORKIN Dmytro	1	-	-	1	0.20
7	13	RIABUKHA Kostiantyn	-	-	2	2	0.00
7	5	ZHUMATII Oleksandr	-	-	1	1	0.00
7	8	TUPCHII Andrii	-	-	1	1	0.00
	1	PIUN Kyrylo	-	-	-	-	-
	10	YUSHKEVYCH Ruslan	-	-	-	-	-
	11	MOROZ Mykola	-	-	-	-	-
<b>Team Totals</b>			48	6	79	133	9.60

Non-Scoring Reception

<b>Limit</b> 25.00%

Rk	No	Name	Excellents	Faults	Serve Receptions	Total Attempts	Succ %
1	4	KLYAMAR Oleksiy	23	1	17	41	56.10
2	14	IERESHCHENKO Ian	7	-	17	24	29.17
	6	PRYKHODKO Roman	6	2	10	18	
	7	SHORKIN Dmytro	3	1	1	5	
	1	PIUN Kyrylo	-	-	1	1	
	5	ZHUMATII Oleksandr	-	-	1	1	
	8	TUPCHII Andrii	1	-	-	1	
	3	STOROZHYLOV Dmytro	-	-	-	-	
	9	DMYTRIIEV Oleksandr	-	-	-	-	
	10	YUSHKEVYCH Ruslan	-	-	-	-	
	11	MOROZ Mykola	-	-	-	-	
	13	RIABUKHA Kostiantyn	-	-	-	-	
<b>Team Totals</b>			40	4	47	91	43.96

LEGEND Avg Average Eff% Efficiency Rk Rank Succ% Success %

Timing and Results provided by  TISSOT



Match No: 59

**Start List**

Стартовый список

**AUS vs MEX**

First Referee: ANTUSAK Jaromir (CZE)

Second Referee: ZHANG Xin (CHN)

**AUS - Australia** White

No.	C/L	Name	Shirt Name	Height m / ft in	Weight kg / lbs	Highest Reach		Date of Birth	Tournament Totals				
						Spike cm	Block cm		Spike	Block	Serve	Total	%
1		GRAHAM Beau	GRAHAM	2.01/6'7"	93/205	345	333	17 APR 1994	15	2	5	22	6.59
2		GUYMER Jacob	GUYMER	2.02/6'8"	87/192	351	332	21 JUN 1993	33	21	4	58	17.37
3		MORROW Christopher	MORROW	1.80/5'11"	69/152	301	280	4 OCT 1993	5	4		9	2.69
4		STAPLES Max	STAPLES	2.03/6'8"	100/220	350	339	27 JUL 1994	51	6	1	58	17.37
8		MILLERS Brad	MILLERS	2.00/6'7"	99/218	350	333	24 MAY 1994	10	5	4	19	5.69
10		BELL Benjamin	BELL	2.07/6'9"	100/220	350	337	24 FEB 1990	3	5	2	10	2.99
11	L	PERRY Luke	PERRY	2.02/6'8"	83/183	353	337	20 NOV 1995					
13		WALKER Samuel	WALKER	1.94/6'4"	83/183	358	345	19 FEB 1995	73	5	2	80	23.95
14	C	SUKOCHEV Grigory	SUKOCHEV	1.96/6'5"	85/187	342	330	18 FEB 1988	6	4	3	13	3.89
15		McMullin Alexander	MCMULLIN	2.00/6'7"	76/168	351	333	1 AUG 1995	10		2	12	3.59
16		SMITH Luke Dwi Putra	SMITH	2.01/6'7"	93/205	356	339	30 AUG 1990					
17		DOUGLAS-POWELL Thomas	TOM D-P	1.92/6'4"	85/187	356	332	16 SEP 1992	40	6	7	53	15.87

Head Coach ILOTT Daniel

Assistant Coach ROBERTSON Grant

Results in this  
Universiade

Phase	Opponent	Sets	Points per Set
Preliminary	SUI	2 - 3	26-24, 22-25, 18-25, 25-22, 10-15
Preliminary	MAC	3 - 0	25-10, 25-17, 25-15
Preliminary	BRA	1 - 3	17-25, 26-28, 28-26, 13-25
Preliminary	POL	2 - 3	25-22, 25-23, 14-25, 19-25, 13-15
Preliminary	CHN	3 - 0	25-20, 25-17, 25-18
Quarterfinals (9-16)	BLR	0 - 3	20-25, 17-25, 16-25

**MEX - Mexico** Green

No.	C/L	Name	Shirt Name	Height m / ft in	Weight kg / lbs	Highest Reach		Date of Birth	Tournament Totals				
						Spike cm	Block cm		Spike	Block	Serve	Total	%
1		VALDES Jesus	Valdes	1.88/6'2"	90/198	330	310	5 OCT 1990	58	6	4	68	22.15
3		TOVAR Eduardo	Tovar	1.86/6'1"	92/203	340	325	2 AUG 1988	25	3	2	30	9.77
4		PETRIS Martin Gilberto	Petris	1.94/6'4"	86/190	330	310	23 JUL 1990					
5		LIZARRAGA Efrain Guadalupe	Lizarraga	1.77/5'10"	75/165	308	300	12 DEC 1990					
7		BARAJAS Jorge Alejandro	Barajas	1.88/6'2"	83/183	309	300	7 MAY 1991	12	4	4	20	6.51
8		VARGAS OSORIO Daniel	Vargas	1.97/6'6"	95/209	340	325	1 SEP 1986	7	3		10	3.26
9		GUERRERO Ismael	Guerrero	2.04/6'8"	84/185	330	330	15 MAR 1988					
10	L	MEDINA David Raul	Medina	1.79/5'10"	75/165	309	300	4 DEC 1986					
11		ORELLANA Nestor	Orellana	1.95/6'5"	78/172	330	320	7 JAN 1992	52	3		55	17.92
12		ARANZUBIA Rodolfo	Aranzuba	1.75/5'9"	75/165	340	330	2 AUG 1988					
13		CORDOVA ARVIZU Samuel	Cordova	1.99/6'6"	89/196	345	335	13 MAR 1989	34	13	5	52	16.94
14	C	AGUILERA Tomas Alonso	Aguilera	2.02/6'8"	96/212	345	330	15 NOV 1988	64	6	2	72	23.45


Head Coach VALDEZ NIEBLA Jesus Edgar

Assistant Coach ARENAS Jesus Antonio

Results in this  
Universiade

Phase	Opponent	Sets	Points per Set
Preliminary	CHI	3 - 1	25-22, 25-20, 19-25, 25-22
Preliminary	CAN	1 - 3	25-21, 26-28, 22-25, 18-25
Preliminary	CZE	1 - 3	20-25, 21-25, 26-24, 22-25
Preliminary	UAE	3 - 0	25-13, 27-25, 25-20
Quarterfinals (9-16)	LAT	1 - 3	19-25, 20-25, 25-20, 21-25

**LEGEND**  
% Percent of total team scoring    C Team Captain    L Libero Player

Timing and Results provided by  **TISSOT**



Match No: 59

**Match Results**  
Результат / Отчет о матче

Match Duration: 1h 53m  
Attendance: 600

**AUS vs MEX**  
1 3

Teams	Sets	1	2	3	4	Total
AUS	1	32	24	21	21	98
MEX	3	30	26	25	25	106
	<b>Playing Time</b>	28m	27m	24m	25m	1h 44m

First Referee: ANTUSAK Jaromir (CZE)

Second Referee: ZHANG Xin (CHN)

AUS - Australia								
No	C/L	Name	1	2	3	4	5	Pts
1		GRAHAM Beau		8	8	2		4
2		GUYMER Jacob	1	1	1	5		8
3		MORROW Christopher						
4		STAPLES Max	6	6	6	4		18
8		MILLERS Brad	4	4	4			2
10		BELL Benjamin	14	14	2			1
11	L	PERRY Luke	L	L	L	L		
13		WALKER Samuel	5	5	5	3		18
14	C	SUKOCHEV Grigory	2	2	10	6		4
15		McMullin Alexander	4			17		
16		SMITH Luke Dwi Putra						
17		DOUGLAS-POWELL Thomas	3	3	3	1		14
<b>Head Coach</b>		ILOTT Daniel						
<b>Assistant Coach</b>		ROBERTSON Grant						

MEX - Mexico								
No	C/L	Name	1	2	3	4	5	Pts
1		VALDES Jesus	3	2	3	2		18
3		TOVAR Eduardo	6					1
4		PETRIS Martin Gilberto		5	6	5		14
5		LIZARRAGA Efrain Guadalupe	11		11			
7		BARAJAS Jorge Alejandro	2	1	2	1		5
8		VARGAS OSORIO Daniel	7		7	11		5
9		GUERRERO Ismael						
10	L	MEDINA David Raul	L	L	L	L		
11		ORELLANA Nestor	5	4	5	4		9
12		ARANZUBIA Rodolfo	3	4	4	4		
13		CORDOVA ARVIZU Samuel	4	3	4	3		12
14	C	AGUILERA Tomas Alonso	1	6	1	6		15
<b>Head Coach</b>		VALDEZ NIEBLA Jesus Edgar						
<b>Assistant Coach</b>		ARENAS Jesus Antonio						

**TEAM AND PLAYER PERFORMANCES**

Won	Total Atts	No Name	Scoring Skills	Won	Total Atts	No Name
<b>48</b>	<b>133</b>	<b>Total Team</b>		<b>63</b>	<b>135</b>	<b>Total Team</b>
17	41	13 WALKER Samuel	<b>Spike</b>	16	41	1 VALDES Jesus
15	37	4 STAPLES Max		13	24	4 PETRIS Martin Gilberto
11	35	17 DOUGLAS-POWELL Thomas		13	19	14 AGUILERA Tomas Alonso
<b>16</b>	<b>80</b>	<b>Total Team</b>	<b>Block</b>	<b>10</b>	<b>70</b>	<b>Total Team</b>
5	24	2 GUYMER Jacob		2	23	13 CORDOVA ARVIZU Samuel
3	5	4 STAPLES Max		2	7	7 BARAJAS Jorge Alejandro
3	5	17 DOUGLAS-POWELL Thomas	2	11	14 AGUILERA Tomas Alonso	
<b>5</b>	<b>99</b>	<b>Total Team</b>	<b>Serve</b>	<b>6</b>	<b>105</b>	<b>Total Team</b>
2	14	14 SUKOCHEV Grigory		2	18	7 BARAJAS Jorge Alejandro
2	10	1 GRAHAM Beau		2	20	13 CORDOVA ARVIZU Samuel
1	15	2 GUYMER Jacob	1	22	1 VALDES Jesus	
<b>29</b>		<b>Total Team</b>	<b>Opp Error</b>	<b>27</b>		<b>Total Team</b>
<b>98</b>	<b>312</b>	<b>Total Team</b>		<b>Total</b>	<b>106</b>	<b>310</b>
<b>18</b>	<b>57</b>	<b>4 STAPLES Max</b>	<b>Best Scorer</b>	<b>18</b>	<b>71</b>	<b>1 VALDES Jesus</b>

LEGEND			
Atts	Attempts	C	Team Captain
L	Libero player	L	Substitute libero
n	Starting line-up where n = starting position on court (i.e. positions 1 to 6)	nn	Substitute where nn = jersey number of out going player
Opp	Opponent	Pts	Points scored

Timing and Results provided by **TISSOT**



Match No: 59

### Match Statistics

статистика

Match Duration: 1h 53m  
Attendance: 600

### AUS vs MEX

1 3

Teams	Sets	1	2	3	4	Total
AUS	1	32	24	21	21	98
MEX	3	30	26	25	25	106
Playing Time		28m	27m	24m	25m	1h 44m

First Referee: ANTUSAK Jaromir (CZE)


Second Referee: ZHANG Xin (CHN)

### AUS - Australia


Scoring Spike

Limit
15.00%

Rk	No	Name	Spikes	Faults	Shots	Total Attempts	Eff %
1	13	WALKER Samuel	17	5	19	41	29.27
2	4	STAPLES Max	15	6	16	37	24.32
3	17	DOUGLAS-POWELL Thomas	11	6	18	35	14.29
	2	GUYMER Jacob	2	3	4	9	
	8	MILLERS Brad	1	1	4	6	
	1	GRAHAM Beau	1	-	3	4	
	14	SUKOCHEV Grigory	1	-	-	1	
	3	MORROW Christopher	-	-	-	-	
	10	BELL Benjamin	-	-	-	-	
	11	PERRY Luke	-	-	-	-	
	15	McMullin Alexander	-	-	-	-	
	16	SMITH Luke Dwi Putra	-	-	-	-	
Team Totals			48	21	64	133	20.30

Scoring Block


Rk	No	Name	Kill Blocks	Faults	Rebounds	Total Attempts	Avg by Set
1	2	GUYMER Jacob	5	10	9	24	1.25
2	4	STAPLES Max	3	1	1	5	0.75
2	17	DOUGLAS-POWELL Thomas	3	1	1	5	0.75
4	14	SUKOCHEV Grigory	1	6	7	14	0.25
4	8	MILLERS Brad	1	8	2	11	0.25
4	13	WALKER Samuel	1	7	1	9	0.25
4	1	GRAHAM Beau	1	4	2	7	0.25
4	10	BELL Benjamin	1	3	1	5	0.25
	3	MORROW Christopher	-	-	-	-	
	11	PERRY Luke	-	-	-	-	
	15	McMullin Alexander	-	-	-	-	
	16	SMITH Luke Dwi Putra	-	-	-	-	
Team Totals			16	40	24	80	4.00

Scoring Service


Rk	No	Name	Aces	Faults	Serve Hits	Total Attempts	Avg by Set
1	14	SUKOCHEV Grigory	2	1	11	14	0.50
1	1	GRAHAM Beau	2	3	5	10	0.50
3	2	GUYMER Jacob	1	1	13	15	0.25
4	13	WALKER Samuel	-	2	15	17	0.00
4	4	STAPLES Max	-	2	13	15	0.00
4	8	MILLERS Brad	-	3	11	14	0.00
4	17	DOUGLAS-POWELL Thomas	-	3	9	12	0.00
4	10	BELL Benjamin	-	-	2	2	0.00
	3	MORROW Christopher	-	-	-	-	
	11	PERRY Luke	-	-	-	-	
	15	McMullin Alexander	-	-	-	-	
	16	SMITH Luke Dwi Putra	-	-	-	-	
Team Totals			5	15	79	99	1.25

Team

Opponent Errors & Team Faults	29
-------------------------------	----

Timing and Results provided by  TISSOT



Match No: 59

### Match Statistics

статистика

Match Duration: 1h 53m  
Attendance: 600

### AUS vs MEX


1 3

Teams	Sets	1	2	3	4	Total
AUS	1	32	24	21	21	98
MEX	3	30	26	25	25	106
Playing Time		28m	27m	24m	25m	1h 44m

First Referee: ANTUSAK Jaromir (CZE)

Second Referee: ZHANG Xin (CHN)

### AUS - Australia

Non-Scoring Dig


Rk	No	Name	Digs	Faults	Receptions	Total Attempts	Avg by Set
1	11	PERRY Luke	9	5	7	21	2.25
2	4	STAPLES Max	8	3	6	17	2.00
3	14	SUKOCHEV Grigory	4	3	5	12	1.00
4	8	MILLERS Brad	2	1	-	3	0.50
5	17	DOUGLAS-POWELL Thomas	1	2	4	7	0.25
5	10	BELL Benjamin	1	3	2	6	0.25
5	2	GUYMER Jacob	1	-	3	4	0.25
8	13	WALKER Samuel	-	7	2	9	0.00
	1	GRAHAM Beau	-	-	-	-	-
	3	MORROW Christopher	-	-	-	-	-
	15	McMullin Alexander	-	-	-	-	-
	16	SMITH Luke Dwi Putra	-	-	-	-	-
<b>Team Totals</b>			26	24	29	79	6.50

Non-Scoring Set


Rk	No	Name	Running Sets	Faults	Still Sets	Total Attempts	Avg by Set
1	14	SUKOCHEV Grigory	37	-	50	87	9.25
2	10	BELL Benjamin	4	-	18	22	1.00
3	11	PERRY Luke	3	-	8	11	0.75
4	13	WALKER Samuel	1	-	3	4	0.25
4	8	MILLERS Brad	1	-	-	1	0.25
6	17	DOUGLAS-POWELL Thomas	-	-	1	1	0.00
	1	GRAHAM Beau	-	-	-	-	-
	2	GUYMER Jacob	-	-	-	-	-
	3	MORROW Christopher	-	-	-	-	-
	4	STAPLES Max	-	-	-	-	-
	15	McMullin Alexander	-	-	-	-	-
	16	SMITH Luke Dwi Putra	-	-	-	-	-
<b>Team Totals</b>			46		80	126	11.50

Non-Scoring Reception

<b>Limit</b> 25.00%

Rk	No	Name	Excellents	Faults	Serve Receptions	Total Attempts	Succ %
1	11	PERRY Luke	20	1	6	27	74.07
2	4	STAPLES Max	16	3	18	37	43.24
	17	DOUGLAS-POWELL Thomas	13	2	5	20	
	15	McMullin Alexander	-	-	1	1	
	1	GRAHAM Beau	-	-	-	-	
	2	GUYMER Jacob	-	-	-	-	
	3	MORROW Christopher	-	-	-	-	
	8	MILLERS Brad	-	-	-	-	
	10	BELL Benjamin	-	-	-	-	
	13	WALKER Samuel	-	-	-	-	
	14	SUKOCHEV Grigory	-	-	-	-	
	16	SMITH Luke Dwi Putra	-	-	-	-	
<b>Team Totals</b>			49	6	30	85	57.65





Match No: 59

### Match Statistics

статистика

Match Duration: 1h 53m  
Attendance: 600

### AUS vs MEX

1 3

Teams	Sets	1	2	3	4	Total
AUS	1	32	24	21	21	98
MEX	3	30	26	25	25	106
Playing Time		28m	27m	24m	25m	1h 44m

First Referee: ANTUSAK Jaromir (CZE)

Second Referee: ZHANG Xin (CHN)

### MEX - Mexico

Scoring Spike

Limit 15.00%

Rk	No	Name	Spikes	Faults	Shots	Total Attempts	Eff %
1	4	PETRIS Martin Gilberto	13	1	10	24	50.00
2	1	VALDES Jesus	16	7	18	41	21.95
	11	ORELLANA Nestor	7	7	7	21	
	14	AGUILERA Tomas Alonso	13	3	3	19	
	13	CORDOVA ARVIZU Samuel	8	4	2	14	
	8	VARGAS OSORIO Daniel	4	-	3	7	
	3	TOVAR Eduardo	1	2	2	5	
	7	BARAJAS Jorge Alejandro	1	-	1	2	
	10	MEDINA David Raul	-	-	1	1	
	5	LIZARRAGA Efrain Guadalupe	-	1	-	1	
	9	GUERRERO Ismael	-	-	-	-	
	12	ARANZUBIA Rodolfo	-	-	-	-	
Team Totals			63	25	47	135	28.15

Scoring Block


Rk	No	Name	Kill Blocks	Faults	Rebounds	Total Attempts	Avg by Set
1	13	CORDOVA ARVIZU Samuel	2	6	15	23	0.50
1	14	AGUILERA Tomas Alonso	2	5	4	11	0.50
1	7	BARAJAS Jorge Alejandro	2	3	2	7	0.50
1	11	ORELLANA Nestor	2	3	-	5	0.50
5	1	VALDES Jesus	1	5	2	8	0.25
5	8	VARGAS OSORIO Daniel	1	1	2	4	0.25
7	4	PETRIS Martin Gilberto	-	3	5	8	0.00
7	3	TOVAR Eduardo	-	1	3	4	0.00
	5	LIZARRAGA Efrain Guadalupe	-	-	-	-	
	9	GUERRERO Ismael	-	-	-	-	
	10	MEDINA David Raul	-	-	-	-	
	12	ARANZUBIA Rodolfo	-	-	-	-	
Team Totals			10	27	33	70	2.50

Scoring Service


Rk	No	Name	Aces	Faults	Serve Hits	Total Attempts	Avg by Set
1	13	CORDOVA ARVIZU Samuel	2	7	11	20	0.50
1	7	BARAJAS Jorge Alejandro	2	3	13	18	0.50
3	1	VALDES Jesus	1	3	18	22	0.25
3	4	PETRIS Martin Gilberto	1	2	8	11	0.25
5	11	ORELLANA Nestor	-	3	12	15	0.00
5	14	AGUILERA Tomas Alonso	-	-	14	14	0.00
5	3	TOVAR Eduardo	-	-	3	3	0.00
5	8	VARGAS OSORIO Daniel	-	1	1	2	0.00
	5	LIZARRAGA Efrain Guadalupe	-	-	-	-	
	9	GUERRERO Ismael	-	-	-	-	
	10	MEDINA David Raul	-	-	-	-	
	12	ARANZUBIA Rodolfo	-	-	-	-	
Team Totals			6	19	80	105	1.50

Team

Opponent Errors & Team Faults	27
-------------------------------	----

Timing and Results provided by  TISSOT



Match No: 59

Match Statistics  
статистика

Match Duration: 1h 53m  
Attendance: 600


AUS vs MEX  
1 3

Teams	Sets	1	2	3	4	Total
AUS	1	32	24	21	21	98
MEX	3	30	26	25	25	106
	Playing Time	28m	27m	24m	25m	1h 44m


First Referee: ANTUSAK Jaromir (CZE)

Second Referee: ZHANG Xin (CHN)

MEX - Mexico

Non-Scoring Dig


Rk	No	Name	Digs	Faults	Receptions	Total Attempts	Avg by Set
1	10	MEDINA David Raul	8	9	8	25	2.00
2	1	VALDES Jesus	4	3	6	13	1.00
3	14	AGUILERA Tomas Alonso	2	2	3	7	0.50
3	13	CORDOVA ARVIZU Samuel	2	1	1	4	0.50
5	11	ORELLANA Nestor	1	2	3	6	0.25
5	4	PETRIS Martin Gilberto	1	1	3	5	0.25
5	12	ARANZUBIA Rodolfo	1	1	3	5	0.25
8	7	BARAJAS Jorge Alejandro	-	2	7	9	0.00
8	5	LIZARRAGA Efrain Guadalupe	-	1	2	3	0.00
8	3	TOVAR Eduardo	-	2	1	3	0.00
8	8	VARGAS OSORIO Daniel	-	-	1	1	0.00
9	9	GUERRERO Ismael	-	-	-	-	-
<b>Team Totals</b>			19	24	38	81	4.75

Non-Scoring Set


Rk	No	Name	Running Sets	Faults	Still Sets	Total Attempts	Avg by Set
1	7	BARAJAS Jorge Alejandro	46	-	50	96	11.50
2	10	MEDINA David Raul	3	-	8	11	0.75
3	5	LIZARRAGA Efrain Guadalupe	2	-	4	6	0.50
3	14	AGUILERA Tomas Alonso	2	-	1	3	0.50
5	11	ORELLANA Nestor	1	1	5	7	0.25
5	1	VALDES Jesus	1	-	1	2	0.25
7	13	CORDOVA ARVIZU Samuel	-	-	3	3	0.00
3	3	TOVAR Eduardo	-	-	-	-	-
4	4	PETRIS Martin Gilberto	-	-	-	-	-
8	8	VARGAS OSORIO Daniel	-	-	-	-	-
9	9	GUERRERO Ismael	-	-	-	-	-
12	12	ARANZUBIA Rodolfo	-	-	-	-	-
<b>Team Totals</b>			55	1	72	128	13.75

Non-Scoring Reception

<b>Limit</b> 25.00%

Rk	No	Name	Excellents	Faults	Serve Receptions	Total Attempts	Succ %
1	10	MEDINA David Raul	16	-	9	25	64.00
2	1	VALDES Jesus	21	-	13	34	61.76
3	3	TOVAR Eduardo	3	1	4	8	-
4	4	PETRIS Martin Gilberto	2	3	2	7	-
12	12	ARANZUBIA Rodolfo	2	-	4	6	-
14	14	AGUILERA Tomas Alonso	2	-	2	4	-
13	13	CORDOVA ARVIZU Samuel	-	1	-	1	-
5	5	LIZARRAGA Efrain Guadalupe	-	-	-	-	-
7	7	BARAJAS Jorge Alejandro	-	-	-	-	-
8	8	VARGAS OSORIO Daniel	-	-	-	-	-
9	9	GUERRERO Ismael	-	-	-	-	-
11	11	ORELLANA Nestor	-	-	-	-	-
<b>Team Totals</b>			46	5	34	85	54.12

Avg	Eff%	Rk	Succ%
Average	Efficiency	Rank	Success %

Timing and Results provided by  TISSOT



Match No: 61

### Start List

Стартовый список

## BLR vs LAT

First Referee: GALL Jakub (CZE)

Second Referee: SILVA Felipe (BRA)

### BLR - Belarus Red

No.	C/L	Name	Shirt Name	Height m / ft in	Weight kg / lbs	Highest Reach		Date of Birth	Tournament Totals				
						Spike cm	Block cm		Spike	Block	Serve	Total	%
1		RADZIUK Andrei	RADZIUK	1.92/6'4"	91/201	347	320	23 MAR 1990	61	8	8	77	22.19
2		RUSAK Evgeny	RUSAK	1.99/6'6"	89/196	340	305	18 APR 1985	1		1	2	0.58
3		CHARAPOVICH Viachaslau	CHARAPOVIC	1.95/6'5"	90/198	350	330	8 FEB 1992	79	3	4	86	24.78
4		LIASHCHYNSKAS Stasis	LIASHCHYNSKAS	2.05/6'9"	82/181	350	335	16 APR 1991	20	13	4	37	10.66
5		TARAS Sjarhei	TARAS	1.90/6'3"	85/187	355	340	7 FEB 1988					
7		BARDACHOU Aliaksandr	BARDACHOU	1.91/6'3"	73/161	342	330	25 MAY 1993	1			1	0.29
8		KUKLINSKI Pavel	KUKLINSKI	1.94/6'4"	90/198	340	325	18 DEC 1989	3	1		4	1.15
9	C	APLEVICH Raman	APLEVICH	1.85/6'1"	89/196	335	310	19 MAR 1986	47	6	3	56	16.14
10		MIASHKOU Sjarhei	MIASHKOU	1.98/6'6"	98/216	345	325	15 NOV 1991	3			3	0.86
11	L	ZABAROUSKI Stanislau	ZABAROUSKI	1.80/5'11"	78/172	335	310	4 JAN 1988	1			1	0.29
18		VASH Dzmitry	VASH	1.93/6'4"	85/187	335	310	23 APR 1988	8	10	8	26	7.49
20		MAROZAU Maksim	MAROZAU	2.04/6'8"	102/225	335	320	29 MAY 1989	38	10	6	54	15.56

Head Coach BEKSHA Viktor

#### Results in this Universiade

Phase	Opponent	Sets	Points per Set
Preliminary	HKG	3 - 0	25-17, 25-21, 25-10
Preliminary	USA	3 - 0	25-18, 25-15, 25-20
Preliminary	EST	3 - 0	25-17, 25-19, 25-19
Preliminary	KOR	1 - 3	20-25, 26-24, 23-25, 17-25
Preliminary	RUS	2 - 3	25-22, 17-25, 22-25, 25-19, 6-15
Quarterfinals (9-16)	AUS	3 - 0	25-20, 25-17, 25-16

### LAT - Latvia White

No.	C/L	Name	Shirt Name	Height m / ft in	Weight kg / lbs	Highest Reach		Date of Birth	Tournament Totals				
						Spike cm	Block cm		Spike	Block	Serve	Total	%
1		JANSONS Martins		1.87/6'2"	82/181	325	315	10 MAR 1991					
3		VISOCKIS Vladimirs		1.95/6'5"	89/196	335	320	17 JUN 1994					
4		LIEPINS Janis		2.00/6'7"	98/216	312	332	19 FEB 1992	18	7	2	27	12.74
6		VORONKO Eriks		1.94/6'4"	86/190	336	321	31 DEC 1990	34	3	2	39	18.40
8	L	NIKOLAJEVS Sergejs		1.91/6'3"	85/187	325	315	8 FEB 1986					
9		TOCS Edgars		1.93/6'4"	88/194	345	330	29 NOV 1988	52	3	2	57	26.89
10		LAVRENOVS Dmitrijs		1.93/6'4"	81/179	325	320	12 AUG 1990					
11	C	PETROVS Deniss		1.88/6'2"	81/179	330	320	31 AUG 1986	8	2	6	16	7.55
13		CINNE Vitalijs		1.90/6'3"	96/212	335	320	2 AUG 1989	17	2	1	20	9.43
14		ZAVOROTNIJS Andrejs		1.95/6'5"	93/205	337	328	23 JUL 1985	27	3	4	34	16.04
15		SAMUILOVS Aleksandrs		2.00/6'7"	98/216	345	335	26 AUG 1989	7	1		8	3.77
17		AVDEJEVS Aleksandrs		1.98/6'6"	89/196	340	325	28 APR 1995	8	1	2	11	5.19

Head Coach GRUCKIS Edgars


Assistant Coach LAKSA Ella

#### Results in this Universiade

Phase	Opponent	Sets	Points per Set
Preliminary	UKR	0 - 3	19-25, 20-25, 14-25
Preliminary	JPN	0 - 3	17-25, 12-25, 25-27
Preliminary	THA	3 - 2	25-18, 23-25, 25-22, 18-25, 15-10
Quarterfinals (9-16)	MEX	3 - 1	25-19, 25-20, 20-25, 25-21

#### LEGEND

% Percent of total team scoring    C Team Captain    L Libero Player

Timing and Results provided by  TISSOT



Match No: 61

**Match Results**  
Результат / Отчет о матче

Match Duration: 1h 51m  
Attendance: 645

**BLR vs LAT**  
3 1

Teams	Sets	1	2	3	4	Total
BLR	3	23	25	25	25	98
LAT	1	25	17	20	20	82
	Playing Time	25m	23m	26m	27m	1h 41m

First Referee: GALL Jakub (CZE)

Second Referee: SILVA Felipe (BRA)

BLR - Belarus									
No	C/L	Name	1	2	3	4	5	Pts	
1		RADZIUK Andrei	6	5	6	5		19	
2		RUSAK Evgeny							
3		CHARAPOVICH Viachaslau	5	4	5	4		16	
4		LIASHCHYNSKAS Stasis	1	6	1	6		8	
5		TARAS Siarhei							
7		BARDACHOU Aliaksandr							
8		KUKLINSKI Pavel		9	3	2		11	
9	C	APLEVICH Raman	3	2				4	
10		MIASHKOU Siarhei	3		3				
11	L	ZABAROUSKI Stanislau	L	L	L	L			
18		VASH Dzmitry	2	1	2	1		5	
20		MAROZAU Maksim	4	3	4	3		7	
Head Coach		BEKSHA Viktor							

LAT - Latvia									
No	C/L	Name	1	2	3	4	5	Pts	
1		JANSONS Martins							
3		VISOCKIS Vladimirs				14			
4		LIEPINS Janis	3	4	3	3		5	
6		VORONKO Eriks	5	6	5	17		10	
8	L	NIKOLAJEVs Sergejs	L	L	L	L			
9		TOCS Edgars	4	5	4	4		19	
10		LAVRENOVS Dmitrijs		9					
11	C	PETROVS Deniss	1	2	1	1			
13		CINNE Vitalijs			6	5		6	
14		ZAVOROTNIJS Andrejs	6	1	6	6		6	
15		SAMUILOVS Aleksandrs		11					
17		AVDEJEVS Aleksandrs	2	3	2	2		13	
Head Coach		SRUČINS Edgars							
Assistant Coach		LAKSA Ella							

**TEAM AND PLAYER PERFORMANCES**

Won	Total Atts	No	Name
<b>49</b>	<b>116</b>	<b>Total Team</b>	
18	37	1	RADZIUK Andrei
12	29	3	CHARAPOVICH Viachaslau
10	21	8	KUKLINSKI Pavel
<b>16</b>	<b>58</b>	<b>Total Team</b>	
6	23	20	MAROZAU Maksim
4	10	4	LIASHCHYNSKAS Stasis
3	7	3	CHARAPOVICH Viachaslau
<b>5</b>	<b>97</b>	<b>Total Team</b>	
1	14	1	RADZIUK Andrei
1	11	4	LIASHCHYNSKAS Stasis
1	16	20	MAROZAU Maksim
<b>28</b>		<b>Total Team</b>	
<b>98</b>	<b>271</b>	<b>Total Team</b>	
<b>19</b>	<b>54</b>	1	RADZIUK Andrei

Scoring Skills
<b>Spike</b>
<b>Block</b>
<b>Serve</b>
<b>Opp Error</b>
<b>Total</b>
<b>Best Scorer</b>

Won	Total Atts	No	Name
<b>48</b>	<b>126</b>	<b>Total Team</b>	
18	45	9	TOCS Edgars
10	21	17	AVDEJEVS Aleksandrs
7	22	6	VORONKO Eriks
<b>10</b>	<b>54</b>	<b>Total Team</b>	
3	6	17	AVDEJEVS Aleksandrs
2	10	4	LIEPINS Janis
2	4	13	CINNE Vitalijs
<b>1</b>	<b>83</b>	<b>Total Team</b>	
1	11	6	VORONKO Eriks
<b>23</b>		<b>Total Team</b>	
<b>82</b>	<b>263</b>	<b>Total Team</b>	
<b>19</b>	<b>66</b>	9	TOCS Edgars

LEGEND			
Atts	Attempts	C	Team Captain
L	Libero player	L	Substitute libero
n	Starting line-up where n = starting position on court (i.e. positions 1 to 6)	nn	Substitute where nn = jersey number of out going player
Opp	Opponent	Pts	Points scored

Timing and Results provided by TISSOT



Match No: 61

### Match Statistics

статистика

Match Duration: 1h 51m  
Attendance: 645

BLR vs LAT  
3 1

Teams	Sets	1	2	3	4	Total
BLR	3	23	25	25	25	98
LAT	1	25	17	20	20	82
<b>Playing Time</b>		25m	23m	26m	27m	1h 41m

First Referee: GALL Jakub (CZE)


Second Referee: SILVA Felipe (BRA)

### BLR - Belarus


Scoring Spike

<b>Limit</b>
15.00%

Rk	No	Name	Spikes	Faults	Shots	Total Attempts	Eff %
1	1	RADZIUK Andrei	18	4	15	37	37.84
2	8	KUKLINSKI Pavel	10	3	8	21	33.33
3	3	CHARAPOVICH Viachaslau	12	6	11	29	20.69
	9	APLEVICH Raman	3	1	6	10	
	4	LIASHCHYNSKAS Stasis	3	1	2	6	
	18	VASH Dzmityr	3	-	2	5	
	20	MAROZAU Maksim	-	1	4	5	
	10	MIASHKOU Siarhei	-	1	2	3	
	2	RUSAK Evgeny	-	-	-	-	
	5	TARAS Siarhei	-	-	-	-	
	7	BARDACHOU Aliaksandr	-	-	-	-	
	11	ZABAROUSKI Stanislau	-	-	-	-	
<b>Team Totals</b>			49	17	50	116	27.59

Scoring Block



Rk	No	Name	Kill Blocks	Faults	Rebounds	Total Attempts	Avg by Set
1	20	MAROZAU Maksim	6	8	9	23	1.50
2	4	LIASHCHYNSKAS Stasis	4	3	3	10	1.00
3	3	CHARAPOVICH Viachaslau	3	2	2	7	0.75
4	18	VASH Dzmityr	2	4	5	11	0.50
5	9	APLEVICH Raman	1	-	-	1	0.25
6	1	RADZIUK Andrei	-	-	3	3	0.00
6	10	MIASHKOU Siarhei	-	2	-	2	0.00
6	11	ZABAROUSKI Stanislau	-	-	1	1	0.00
	2	RUSAK Evgeny	-	-	-	-	
	5	TARAS Siarhei	-	-	-	-	
	7	BARDACHOU Aliaksandr	-	-	-	-	
	8	KUKLINSKI Pavel	-	-	-	-	
<b>Team Totals</b>			16	19	23	58	4.00

Scoring Service


Rk	No	Name	Aces	Faults	Serve Hits	Total Attempts	Avg by Set
1	20	MAROZAU Maksim	1	2	13	16	0.25
1	3	CHARAPOVICH Viachaslau	1	2	12	15	0.25
1	1	RADZIUK Andrei	1	1	12	14	0.25
1	8	KUKLINSKI Pavel	1	2	11	14	0.25
1	4	LIASHCHYNSKAS Stasis	1	1	9	11	0.25
6	18	VASH Dzmityr	-	1	17	18	0.00
6	9	APLEVICH Raman	-	1	5	6	0.00
6	10	MIASHKOU Siarhei	-	-	3	3	0.00
	2	RUSAK Evgeny	-	-	-	-	
	5	TARAS Siarhei	-	-	-	-	
	7	BARDACHOU Aliaksandr	-	-	-	-	
	11	ZABAROUSKI Stanislau	-	-	-	-	
<b>Team Totals</b>			5	10	82	97	1.25

Team

<b>Opponent Errors &amp; Team Faults</b>	28
--	----

Timing and Results provided by  TISSOT





Match No: 61

### Match Statistics

статистика

Match Duration: 1h 51m  
Attendance: 645


BLR vs LAT  
3 1

Teams	Sets	1	2	3	4	Total
BLR	3	23	25	25	25	98
LAT	1	25	17	20	20	82
<b>Playing Time</b>		25m	23m	26m	27m	1h 41m


First Referee: GALL Jakub (CZE)

Second Referee: SILVA Felipe (BRA)

### BLR - Belarus

Non-Scoring Dig


Rk	No	Name	Digs	Faults	Receptions	Total Attempts	Avg by Set
1	1	RADZIUK Andrei	4	1	6	11	1.00
2	8	KUKLINSKI Pavel	3	1	3	7	0.75
3	11	ZABAROUSKI Stanislau	2	5	9	16	0.50
4	18	VASH Dzmitry	1	3	10	14	0.25
4	3	CHARAPOVICH Viachaslau	1	1	8	10	0.25
4	10	MIASHKOU Siarhei	1	-	-	1	0.25
7	4	LIASHCHYNSKAS Stasis	-	-	1	1	0.00
7	20	MAROZAU Maksim	-	-	1	1	0.00
7	9	APLEVICH Raman	-	1	-	1	0.00
	2	RUSAK Evgeny	-	-	-	-	-
	5	TARAS Siarhei	-	-	-	-	-
	7	BARDACHOU Aliaksandr	-	-	-	-	-
<b>Team Totals</b>			12	12	38	62	3.00

Non-Scoring Set


Rk	No	Name	Running Sets	Faults	Still Sets	Total Attempts	Avg by Set
1	18	VASH Dzmitry	42	3	46	91	10.50
2	11	ZABAROUSKI Stanislau	1	-	11	12	0.25
2	9	APLEVICH Raman	1	-	2	3	0.25
4	1	RADZIUK Andrei	-	-	3	3	0.00
4	4	LIASHCHYNSKAS Stasis	-	1	1	2	0.00
4	20	MAROZAU Maksim	-	1	-	1	0.00
	2	RUSAK Evgeny	-	-	-	-	-
	3	CHARAPOVICH Viachaslau	-	-	-	-	-
	5	TARAS Siarhei	-	-	-	-	-
	7	BARDACHOU Aliaksandr	-	-	-	-	-
	8	KUKLINSKI Pavel	-	-	-	-	-
	10	MIASHKOU Siarhei	-	-	-	-	-
<b>Team Totals</b>			44	5	63	112	11.00

Non-Scoring Reception

<b>Limit</b> 25.00%

Rk	No	Name	Excellents	Faults	Serve Receptions	Total Attempts	Succ %
1	11	ZABAROUSKI Stanislau	13	-	28	41	31.71
	8	KUKLINSKI Pavel	2	1	7	10	
	1	RADZIUK Andrei	1	-	7	8	
	9	APLEVICH Raman	1	-	5	6	
	18	VASH Dzmitry	-	-	1	1	
	2	RUSAK Evgeny	-	-	-	-	
	3	CHARAPOVICH Viachaslau	-	-	-	-	
	4	LIASHCHYNSKAS Stasis	-	-	-	-	
	5	TARAS Siarhei	-	-	-	-	
	7	BARDACHOU Aliaksandr	-	-	-	-	
	10	MIASHKOU Siarhei	-	-	-	-	
	20	MAROZAU Maksim	-	-	-	-	
<b>Team Totals</b>			17	1	48	66	25.76



Match No: 61

### Match Statistics

статистика

Match Duration: 1h 51m  
Attendance: 645

BLR vs LAT  
3 1

Teams	Sets	1	2	3	4	Total
BLR	3	23	25	25	25	98
LAT	1	25	17	20	20	82
Playing Time		25m	23m	26m	27m	1h 41m

First Referee: GALL Jakub (CZE)


Second Referee: SILVA Felipe (BRA)

### LAT - Latvia


Scoring Spike

Limit 15.00%

Rk	No	Name	Spikes	Faults	Shots	Total Attempts	Eff %
1	17	AVDEJEVS Aleksandrs	10	4	7	21	28.57
2	9	TOCS Edgars	18	11	16	45	15.56
	6	VORONKO Eriks	7	8	7	22	
	14	ZAVOROTNIJS Andrejs	6	2	6	14	
	13	CINNE Vitalijs	4	1	6	11	
	4	LIEPINS Janis	3	2	6	11	
	15	SAMUILOVS Aleksandrs	-	2	-	2	
	1	JANSONS Martins	-	-	-	-	
	3	VISOCKIS Vladimirs	-	-	-	-	
	8	NIKOLAJEVS Sergejs	-	-	-	-	
	10	LAVRENOVS Dmitrijs	-	-	-	-	
	11	PETROVS Deniss	-	-	-	-	
	11	PETROVS Deniss	-	-	-	-	
Team Totals			48	30	48	126	14.29

Scoring Block



Rk	No	Name	Kill Blocks	Faults	Rebounds	Total Attempts	Avg by Set
1	17	AVDEJEVS Aleksandrs	3	-	3	6	0.75
2	4	LIEPINS Janis	2	2	6	10	0.50
2	6	VORONKO Eriks	2	4	2	8	0.50
2	13	CINNE Vitalijs	2	1	1	4	0.50
5	9	TOCS Edgars	1	5	4	10	0.25
6	11	PETROVS Deniss	-	7	3	10	0.00
6	14	ZAVOROTNIJS Andrejs	-	2	4	6	0.00
	1	JANSONS Martins	-	-	-	-	
	3	VISOCKIS Vladimirs	-	-	-	-	
	8	NIKOLAJEVS Sergejs	-	-	-	-	
	10	LAVRENOVS Dmitrijs	-	-	-	-	
	15	SAMUILOVS Aleksandrs	-	-	-	-	
Team Totals			10	21	23	54	2.50

Scoring Service


Rk	No	Name	Aces	Faults	Serve Hits	Total Attempts	Avg by Set
1	6	VORONKO Eriks	1	-	10	11	0.25
2	11	PETROVS Deniss	-	1	16	17	0.00
2	4	LIEPINS Janis	-	1	15	16	0.00
2	17	AVDEJEVS Aleksandrs	-	3	10	13	0.00
2	9	TOCS Edgars	-	2	9	11	0.00
2	14	ZAVOROTNIJS Andrejs	-	3	5	8	0.00
2	13	CINNE Vitalijs	-	2	4	6	0.00
2	3	VISOCKIS Vladimirs	-	-	1	1	0.00
	1	JANSONS Martins	-	-	-	-	
	8	NIKOLAJEVS Sergejs	-	-	-	-	
	10	LAVRENOVS Dmitrijs	-	-	-	-	
	15	SAMUILOVS Aleksandrs	-	-	-	-	
Team Totals			1	12	70	83	0.25

Team

Opponent Errors & Team Faults	
	23

Timing and Results provided by  TISSOT



Match No: 61

Match Statistics  
статистика

Match Duration: 1h 51m  
Attendance: 645


BLR vs LAT  
3 1

Teams	Sets	1	2	3	4	Total
BLR	3	23	25	25	25	98
LAT	1	25	17	20	20	82
<b>Playing Time</b>		25m	23m	26m	27m	1h 41m


First Referee: GALL Jakub (CZE)

Second Referee: SILVA Felipe (BRA)

LAT - Latvia

Non-Scoring Dig


Rk	No	Name	Digs	Faults	Receptions	Total Attempts	Avg by Set
1	9	TOCS Edgars	3	3	12	18	0.75
1	6	VORONKO Eriks	3	1	2	6	0.75
3	8	NIKOLAJEVs Sergejs	2	2	7	11	0.50
3	11	PETROVS Deniss	2	2	5	9	0.50
3	17	AVDEJEVS Aleksandrs	2	2	4	8	0.50
6	14	ZAVOROTNIJS Andrejs	1	1	1	3	0.25
7	4	LIEPINS Janis	-	-	5	5	0.00
7	10	LAVRENOVS Dmitrijs	-	1	-	1	0.00
	1	JANSONS Martins	-	-	-	-	-
	3	VISOCKIS Vladimirs	-	-	-	-	-
	13	CINNE Vitalijs	-	-	-	-	-
	15	SAMUILOVS Aleksandrs	-	-	-	-	-
<b>Team Totals</b>			13	12	36	61	3.25

Non-Scoring Set


Rk	No	Name	Running Sets	Faults	Still Sets	Total Attempts	Avg by Set
1	11	PETROVS Deniss	45	1	54	100	11.25
2	8	NIKOLAJEVs Sergejs	3	-	6	9	0.75
3	10	LAVRENOVS Dmitrijs	-	-	4	4	0.00
3	17	AVDEJEVS Aleksandrs	-	-	4	4	0.00
3	14	ZAVOROTNIJS Andrejs	-	-	3	3	0.00
3	4	LIEPINS Janis	-	-	1	1	0.00
3	9	TOCS Edgars	-	-	1	1	0.00
	1	JANSONS Martins	-	-	-	-	-
	3	VISOCKIS Vladimirs	-	-	-	-	-
	6	VORONKO Eriks	-	-	-	-	-
	13	CINNE Vitalijs	-	-	-	-	-
	15	SAMUILOVS Aleksandrs	-	-	-	-	-
<b>Team Totals</b>			48	1	73	122	12.00

Non-Scoring Reception

<b>Limit</b> 25.00%

Rk	No	Name	Excellents	Faults	Serve Receptions	Total Attempts	Succ %
1	17	AVDEJEVS Aleksandrs	9	2	27	38	23.68
2	6	VORONKO Eriks	3	1	14	18	16.67
3	8	NIKOLAJEVs Sergejs	3	1	20	24	12.50
	13	CINNE Vitalijs	1	-	3	4	-
	1	JANSONS Martins	-	-	-	-	-
	3	VISOCKIS Vladimirs	-	-	-	-	-
	4	LIEPINS Janis	-	-	-	-	-
	9	TOCS Edgars	-	-	-	-	-
	10	LAVRENOVS Dmitrijs	-	-	-	-	-
	11	PETROVS Deniss	-	-	-	-	-
	14	ZAVOROTNIJS Andrejs	-	-	-	-	-
	15	SAMUILOVS Aleksandrs	-	-	-	-	-
<b>Team Totals</b>			16	4	64	84	19.05

LEGEND Avg Average Eff% Efficiency Rk Rank Succ% Success %

Timing and Results provided by  TISSOT



Match No: 62

### Start List

Стартовый список

## EST vs CHI

First Referee: HO Tat Ming, Samuel (HKG)

Second Referee: TSUKAMOTO Takeshi (JPN)

### EST - Estonia Blue

No.	C/L	Name	Shirt Name	Height m / ft in	Weight kg / lbs	Highest Reach		Date of Birth	Tournament Totals				
						Spike cm	Block cm		Spike	Block	Serve	Total	%
1		TAMMEMAA Timo	TAMMEMAA	2.00/6'7"	92/203	340	320	18 NOV 1991	14	4	3	21	6.93
2		KEEL Martti	KEEL	1.89/6'2"	86/190	310	295	30 JAN 1992	4	4	3	11	3.63
6		JUHKAMI Martti	JUHKAMI	1.95/6'5"	91/201	335	315	6 JUN 1988	45	7	5	57	18.81
7		ORAV Oliver	ORAV	1.89/6'2"	77/170	330	300	31 AUG 1995	7			7	2.31
8	C	NOLVAK Kusti	NOLVAK	1.89/6'2"	83/183	322	315	6 NOV 1991	4	2	2	8	2.64
10		ROSENBLATT Martti	ROSENBLATT	1.98/6'6"	90/198	341	321	29 DEC 1987	30	1	1	32	10.56
12		KIVISILD Meelis	KIVISILD	1.99/6'6"	90/198	332	317	28 JUL 1990	19	8	3	30	9.90
13		RAADIK Andrus	RAADIK	1.96/6'5"	97/214	330	303	19 OCT 1986	16	1		17	5.61
15		KORESAAR Kardo	KORESAAR	2.00/6'7"	99/218	340	320	24 APR 1987	15			15	4.95
16	L	JARVEKULG Edgar	JARVEKULG	1.84/6'0"	77/170	315	293	12 JUN 1988					
17		ENNEMUIST Siim	ENNEMUIST	1.97/6'6"	86/190	352	327	5 DEC 1989	18	6	3	27	8.91
20		TIISAAR Mart	TIISAAR	2.04/6'8"	91/201	352	327	5 NOV 1991	68	7	3	78	25.74

Head Coach KEEL Avo

Assistant Coach TIITS Tarmo

#### Results in this Universiade

Phase	Opponent	Sets	Points per Set
Preliminary	USA	3 - 0	25-22, 25-17, 25-18
Preliminary	KOR	0 - 3	23-25, 24-26, 23-25
Preliminary	BLR	0 - 3	17-25, 19-25, 19-25
Preliminary	RUS	0 - 3	18-25, 22-25, 21-25
Preliminary	HKG	3 - 0	25-22, 25-18, 25-17
Quarterfinals (9-16)	SUI	3 - 0	25-19, 25-19, 25-22

### CHI - Chile Red

No.	C/L	Name	Shirt Name	Height m / ft in	Weight kg / lbs	Highest Reach		Date of Birth	Tournament Totals				
						Spike cm	Block cm		Spike	Block	Serve	Total	%
1		PARRAGUIRRE Vicente	PARRAGUIRRE	1.90/6'3"	88/194	325	310	14 OCT 1994	85	3	16	104	34.21
2		SALINAS Rodrigo	SALINAS	1.85/6'1"	78/172	315	305	6 MAY 1991	4		1	5	1.64
3		PARRAGUIRRE Tomas	PARRAGUIRRE	1.92/6'4"	90/198	320	310	1 MAR 1991	33	8	2	43	14.14
4		CACERES Carlos	CACERES	1.85/6'1"	85/187	305	290	18 FEB 1989	2	3	1	6	1.97
5	C	PARRAGUIRRE Matias	PARRAGUIRRE	1.95/6'5"	98/216	310	300	2 JUL 1987	41	4		45	14.80
6		FRAZZONI Roberto	FRAZZONI	1.88/6'2"	78/172	310	295	28 SEP 1992	1	2		3	0.99
7	L	PAPAGALLO Felipe	PAPAGALLO	1.78/5'10"	75/165	295	280	11 AUG 1991		1		1	0.33
8		GONZALEZ Christian	GONZALEZ	1.80/5'11"	75/165	270	250	1 APR 1991					
9		LOPEZ Cristobal	LOPEZ	1.90/6'3"	89/196	310	305	26 SEP 1989	32	8	1	41	13.49
10		VALENZUELA Diego	VALENZUELA	1.85/6'1"	78/172	305	300	7 FEB 1991					
11		RILLING Alan	RILLING	1.80/5'11"	82/181	320	308	5 NOV 1987	44	6	3	53	17.43
13		GOMEZ Felipe	GOMEZ	1.90/6'3"	87/192	310	305	23 NOV 1992	2	1		3	0.99

Head Coach SERRANO Claudio

Assistant Coach LOPEZ Igor

#### Results in this Universiade

Phase	Opponent	Sets	Points per Set
Preliminary	MEX	1 - 3	22-25, 20-25, 25-19, 22-25
Preliminary	CAN	3 - 1	25-20, 19-25, 25-17, 25-22
Preliminary	CZE	0 - 3	23-25, 20-25, 22-25
Preliminary	UAE	3 - 0	26-24, 25-20, 25-18
Quarterfinals (9-16)	THA	3 - 1	25-17, 25-22, 21-25, 25-21

#### LEGEND

% Percent of total team scoring    C Team Captain    L Libero Player

Timing and Results provided by  TISSOT



Match No: 62

**Match Results**  
Результат / Отчет о матче

Match Duration: 1h 44m  
Attendance: 120

**EST vs CHI**  
3 1

Teams	Sets	1	2	3	4	Total
EST	3	25	25	23	25	98
CHI	1	18	16	25	20	79
	<b>Playing Time</b>	24m	21m	26m	23m	1h 34m

First Referee: HO Tat Ming, Samuel (HKG)

Second Referee: TSUKAMOTO Takeshi (JPN)

EST - Estonia								
No	C/L	Name	1	2	3	4	5	Pts
1		TAMMEMAA Timo	2	2	5	5		6
2		KEEL Martti	20			10		
6		JUHKAMI Martti	4	4	1	1		24
7		ORAV Oliver		20	3	3		9
8	C	NOLVAK Kusti	3	3	6	6		2
10		ROSENBLATT Martti			12	2		1
12		KIVISILD Meelis	5	5	2			4
13		RAADIK Andrus			4	4		10
15		KORESAAR Kardo	1	1				3
16	L	JARVEKULG Edgar	L	L	L	L		
17		ENNEMUIST Siim						
20		TIISAAR Mart	6	6				10
<b>Head Coach</b>		KEEL Avo						
<b>Assistant Coach</b>		TIITS Tarmo						

CHI - Chile								
No	C/L	Name	1	2	3	4	5	Pts
1		PARRAGUIRRE Vicente	6	5	6	5		13
2		SALINAS Rodrigo	4					
3		PARRAGUIRRE Tomas	1	6	1	6		13
4		CACERES Carlos	2	1				
5	C	PARRAGUIRRE Matias	3	2	3	2		8
6		FRAZZONI Roberto	11	4	2	1		2
7	L	PAPAGALLO Felipe	L	L	L	L		
8		GONZALEZ Christian						
9		LOPEZ Cristobal	4	3	6	6		2
10		VALENZUELA Diego						
11		RILLING Alan	5	4	5	4		14
13		GOMEZ Felipe			4	3		4
<b>Head Coach</b>		SERRANO Claudio						
<b>Assistant Coach</b>		LOPEZ Igor						

**TEAM AND PLAYER PERFORMANCES**

Won	Total Atts	No Name	Scoring Skills	Won	Total Atts	No Name
54	110	<b>Total Team</b>		48	122	<b>Total Team</b>
18	26	6 JUHKAMI Martti	Spike	12	17	3 PARRAGUIRRE Tomas
9	16	13 RAADIK Andrus		12	26	1 PARRAGUIRRE Vicente
8	14	20 TIISAAR Mart		10	31	11 RILLING Alan
12	59	<b>Total Team</b>	Block	6	41	<b>Total Team</b>
4	8	6 JUHKAMI Martti		2	5	11 RILLING Alan
2	5	15 KORESAAR Kardo		1	11	3 PARRAGUIRRE Tomas
2	4	20 TIISAAR Mart	1	11	13 GOMEZ Felipe	
3	97	<b>Total Team</b>	Serve	2	80	<b>Total Team</b>
2	21	6 JUHKAMI Martti		2	16	11 RILLING Alan
1	8	13 RAADIK Andrus				
29		<b>Total Team</b>	Opp Error	23		<b>Total Team</b>
98	266	<b>Total Team</b>	Total	79	243	<b>Total Team</b>
24	55	6 JUHKAMI Martti	Best Scorer	14	52	11 RILLING Alan

**LEGEND**

Atts Attempts  
L Libero player  
n Starting line-up where n = starting position on court (i.e. positions 1 to 6)  
Opp Opponent

C Team Captain  
L Substitute libero  
nn Substitute where nn = jersey number of out going player  
Pts Points scored

Timing and Results provided by TISSOT





Match No: 62

### Match Statistics

статистика

Match Duration: 1h 44m  
Attendance: 120

EST vs CHI  
3 1

Teams	Sets	1	2	3	4	Total
EST	3	25	25	23	25	98
CHI	1	18	16	25	20	79
Playing Time		24m	21m	26m	23m	1h 34m

First Referee: HO Tat Ming, Samuel (HKG)

Second Referee: TSUKAMOTO Takeshi (JPN)

### EST - Estonia

Scoring Spike

Limit 15.00%

Rk	No	Name	Spikes	Faults	Shots	Total Attempts	Eff %
1	6	JUHKAMI Martti	18	-	8	26	69.23
2	7	ORAV Oliver	8	4	7	19	21.05
	13	RAADIK Andrus	9	2	5	16	
	20	TIISAAR Mart	8	2	4	14	
	12	KIVISILD Meelis	3	2	6	11	
	1	TAMMEMAA Timo	5	1	3	9	
	15	KORESAAR Kardo	1	2	6	9	
	10	ROSENBLATT Martti	1	-	3	4	
	8	NOLVAK Kusti	1	-	1	2	
	2	KEEL Martti	-	-	-	-	
	16	JARVEKULG Edgar	-	-	-	-	
	17	ENNEMUIST Siim	-	-	-	-	
Team Totals			54	13	43	110	37.27

Scoring Block



Rk	No	Name	Kill Blocks	Faults	Rebounds	Total Attempts	Avg by Set
1	6	JUHKAMI Martti	4	2	2	8	1.00
2	15	KORESAAR Kardo	2	1	2	5	0.50
2	20	TIISAAR Mart	2	1	1	4	0.50
4	1	TAMMEMAA Timo	1	9	4	14	0.25
4	12	KIVISILD Meelis	1	1	4	6	0.25
4	8	NOLVAK Kusti	1	2	3	6	0.25
4	7	ORAV Oliver	1	3	1	5	0.25
8	10	ROSENBLATT Martti	-	2	7	9	0.00
8	13	RAADIK Andrus	-	-	1	1	0.00
8	16	JARVEKULG Edgar	-	-	1	1	0.00
	2	KEEL Martti	-	-	-	-	
	17	ENNEMUIST Siim	-	-	-	-	
Team Totals			12	21	26	59	3.00

Scoring Service


Rk	No	Name	Aces	Faults	Serve Hits	Total Attempts	Avg by Set
1	6	JUHKAMI Martti	2	3	16	21	0.50
2	13	RAADIK Andrus	1	3	4	8	0.25
3	1	TAMMEMAA Timo	-	2	15	17	0.00
3	8	NOLVAK Kusti	-	1	10	11	0.00
3	15	KORESAAR Kardo	-	1	10	11	0.00
3	7	ORAV Oliver	-	3	7	10	0.00
3	12	KIVISILD Meelis	-	1	8	9	0.00
3	10	ROSENBLATT Martti	-	-	6	6	0.00
3	2	KEEL Martti	-	-	2	2	0.00
3	20	TIISAAR Mart	-	1	1	2	0.00
	16	JARVEKULG Edgar	-	-	-	-	
	17	ENNEMUIST Siim	-	-	-	-	
Team Totals			3	15	79	97	0.75

Team

Opponent Errors & Team Faults	29
-------------------------------	----

Timing and Results provided by  TISSOT



Match No: 62

### Match Statistics

статистика

Match Duration: 1h 44m  
Attendance: 120

EST vs CHI  
3 1

Teams	Sets	1	2	3	4	Total
EST	3	25	25	23	25	98
CHI	1	18	16	25	20	79
	Playing Time	24m	21m	26m	23m	1h 34m

First Referee: HO Tat Ming, Samuel (HKG)

Second Referee: TSUKAMOTO Takeshi (JPN)

### EST - Estonia

Non-Scoring Dig


Rk	No	Name	Digs	Faults	Receptions	Total Attempts	Avg by Set
1	16	JARVEKULG Edgar	3	6	4	13	0.75
2	8	NOLVAK Kusti	2	3	5	10	0.50
2	6	JUHKAMI Martti	2	1	5	8	0.50
2	13	RAADIK Andrus	2	1	3	6	0.50
5	7	ORAV Oliver	1	1	6	8	0.25
6	10	ROSENBLATT Martti	-	-	2	2	0.00
6	12	KIVISILD Meelis	-	-	2	2	0.00
6	1	TAMMEMAA Timo	-	-	1	1	0.00
6	15	KORESAAR Kardo	-	-	1	1	0.00
	2	KEEL Martti	-	-	-	-	-
	17	ENNEMUIST Siim	-	-	-	-	-
	20	TIISAAR Mart	-	-	-	-	-
<b>Team Totals</b>			10	12	29	51	2.50

Non-Scoring Set


Rk	No	Name	Running Sets	Faults	Still Sets	Total Attempts	Avg by Set
1	8	NOLVAK Kusti	46	-	35	81	11.50
2	6	JUHKAMI Martti	1	-	2	3	0.25
2	12	KIVISILD Meelis	1	-	2	3	0.25
2	7	ORAV Oliver	1	-	1	2	0.25
2	13	RAADIK Andrus	1	-	-	1	0.25
2	20	TIISAAR Mart	1	-	-	1	0.25
7	16	JARVEKULG Edgar	-	-	4	4	0.00
7	1	TAMMEMAA Timo	-	-	1	1	0.00
7	15	KORESAAR Kardo	-	-	1	1	0.00
	2	KEEL Martti	-	-	-	-	-
	10	ROSENBLATT Martti	-	-	-	-	-
	17	ENNEMUIST Siim	-	-	-	-	-
<b>Team Totals</b>			51		46	97	12.75

Non-Scoring Reception

<b>Limit</b> 25.00%

Rk	No	Name	Excellents	Faults	Serve Receptions	Total Attempts	Succ %
1	13	RAADIK Andrus	4	1	15	20	20.00
	16	JARVEKULG Edgar	5	-	11	16	
	6	JUHKAMI Martti	3	1	12	16	
	15	KORESAAR Kardo	1	-	10	11	
	1	TAMMEMAA Timo	-	-	1	1	
	8	NOLVAK Kusti	-	-	1	1	
	12	KIVISILD Meelis	-	-	1	1	
	2	KEEL Martti	-	-	-	-	
	7	ORAV Oliver	-	-	-	-	
	10	ROSENBLATT Martti	-	-	-	-	
	17	ENNEMUIST Siim	-	-	-	-	
	20	TIISAAR Mart	-	-	-	-	
<b>Team Totals</b>			13	2	51	66	19.70



Match No: 62

### Match Statistics

статистика

Match Duration: 1h 44m  
Attendance: 120

EST vs CHI  
3 1

Teams	Sets	1	2	3	4	Total
EST	3	25	25	23	25	98
CHI	1	18	16	25	20	79
Playing Time		24m	21m	26m	23m	1h 34m

First Referee: HO Tat Ming, Samuel (HKG)


Second Referee: TSUKAMOTO Takeshi (JPN)

### CHI - Chile


Scoring Spike

Limit 15.00%

Rk	No	Name	Spikes	Faults	Shots	Total Attempts	Eff %
1	3	PARRAGUIRRE Tomas	12	2	3	17	58.82
2	1	PARRAGUIRRE Vicente	12	6	8	26	23.08
3	11	RILLING Alan	10	6	15	31	12.90
4	5	PARRAGUIRRE Matias	8	6	12	26	7.69
	13	GOMEZ Felipe	3	1	6	10	
	9	LOPEZ Cristobal	2	4	3	9	
	2	SALINAS Rodrigo	-	-	1	1	
	6	FRAZZONI Roberto	1	-	-	1	
	4	CACERES Carlos	-	1	-	1	
	7	PAPAGALLO Felipe	-	-	-	-	
	8	GONZALEZ Christian	-	-	-	-	
	10	VALENZUELA Diego	-	-	-	-	
Team Totals			48	26	48	122	18.03

Scoring Block


Rk	No	Name	Kill Blocks	Faults	Rebounds	Total Attempts	Avg by Set
1	11	RILLING Alan	2	2	1	5	0.50
2	3	PARRAGUIRRE Tomas	1	5	5	11	0.25
2	13	GOMEZ Felipe	1	5	5	11	0.25
2	6	FRAZZONI Roberto	1	3	-	4	0.25
2	1	PARRAGUIRRE Vicente	1	2	-	3	0.25
6	5	PARRAGUIRRE Matias	-	2	2	4	0.00
6	9	LOPEZ Cristobal	-	2	-	2	0.00
6	4	CACERES Carlos	-	-	1	1	0.00
	2	SALINAS Rodrigo	-	-	-	-	
	7	PAPAGALLO Felipe	-	-	-	-	
	8	GONZALEZ Christian	-	-	-	-	
	10	VALENZUELA Diego	-	-	-	-	
Team Totals			6	21	14	41	1.50

Scoring Service


Rk	No	Name	Aces	Faults	Serve Hits	Total Attempts	Avg by Set
1	11	RILLING Alan	2	1	13	16	0.50
2	5	PARRAGUIRRE Matias	-	-	16	16	0.00
2	3	PARRAGUIRRE Tomas	-	1	9	10	0.00
2	6	FRAZZONI Roberto	-	1	9	10	0.00
2	1	PARRAGUIRRE Vicente	-	7	3	10	0.00
2	13	GOMEZ Felipe	-	1	8	9	0.00
2	9	LOPEZ Cristobal	-	-	6	6	0.00
2	4	CACERES Carlos	-	-	3	3	0.00
	2	SALINAS Rodrigo	-	-	-	-	
	7	PAPAGALLO Felipe	-	-	-	-	
	8	GONZALEZ Christian	-	-	-	-	
	10	VALENZUELA Diego	-	-	-	-	
Team Totals			2	11	67	80	0.50

Team

Opponent Errors & Team Faults	23
-------------------------------	----

Timing and Results provided by  TISSOT



Match No: 62

### Match Statistics

статистика

Match Duration: 1h 44m  
Attendance: 120


EST vs CHI  
3 1

Teams	Sets	1	2	3	4	Total
EST	3	25	25	23	25	98
CHI	1	18	16	25	20	79
Playing Time		24m	21m	26m	23m	1h 34m


First Referee: HO Tat Ming, Samuel (HKG)

Second Referee: TSUKAMOTO Takeshi (JPN)

### CHI - Chile

Non-Scoring Dig	Rk	No	Name	Digs	Faults	Receptions	Total Attempts	Avg by Set	
	1	1	PARRAGUIRRE Vicente	3	1	5	9	0.75	
	2	6	FRAZZONI Roberto	2	3	5	10	0.50	
	2	11	RILLING Alan	2	2	5	9	0.50	
	4	5	PARRAGUIRRE Matias	1	3	9	13	0.25	
	5	7	PAPAGALLO Felipe	-	2	10	12	0.00	
	5	3	PARRAGUIRRE Tomas	-	1	4	5	0.00	
	5	13	GOMEZ Felipe	-	1	3	4	0.00	
	5	4	CACERES Carlos	-	1	1	2	0.00	
	5	9	LOPEZ Cristobal	-	1	1	2	0.00	
		2	SALINAS Rodrigo	-	-	-	-	-	
		8	GONZALEZ Christian	-	-	-	-	-	
		10	VALENZUELA Diego	-	-	-	-	-	
	<b>Team Totals</b>				8	15	43	66	2.00

Non-Scoring Set	Rk	No	Name	Running Sets	Faults	Still Sets	Total Attempts	Avg by Set	
	1	6	FRAZZONI Roberto	25	1	37	63	6.25	
	2	4	CACERES Carlos	14	1	17	32	3.50	
	3	5	PARRAGUIRRE Matias	2	-	3	5	0.50	
	3	7	PAPAGALLO Felipe	2	-	3	5	0.50	
	5	3	PARRAGUIRRE Tomas	1	-	4	5	0.25	
	5	2	SALINAS Rodrigo	1	-	-	1	0.25	
	5	13	GOMEZ Felipe	1	-	-	1	0.25	
	8	1	PARRAGUIRRE Vicente	-	-	1	1	0.00	
	8	11	RILLING Alan	-	-	1	1	0.00	
		8	GONZALEZ Christian	-	-	-	-	-	
		9	LOPEZ Cristobal	-	-	-	-	-	
		10	VALENZUELA Diego	-	-	-	-	-	
	<b>Team Totals</b>				46	2	66	114	11.50

Non-Scoring Reception	Rk	No	Name	Excellents	Faults	Serve Receptions	Total Attempts	Succ %	
	1	7	PAPAGALLO Felipe	6	-	14	20	30.00	
	2	1	PARRAGUIRRE Vicente	3	2	26	31	9.68	
	3	5	PARRAGUIRRE Matias	1	1	24	26	3.85	
		13	GOMEZ Felipe	-	-	1	1		
		2	SALINAS Rodrigo	-	-	-	-		
		3	PARRAGUIRRE Tomas	-	-	-	-		
		4	CACERES Carlos	-	-	-	-		
		6	FRAZZONI Roberto	-	-	-	-		
		8	GONZALEZ Christian	-	-	-	-		
		9	LOPEZ Cristobal	-	-	-	-		
		10	VALENZUELA Diego	-	-	-	-		
<b>Limit</b>									
<b>25.00%</b>	<b>Team Totals</b>				10	3	65	78	12.82

LEGEND Avg Average Eff% Efficiency Rk Rank Succ% Success %

Timing and Results provided by  TISSOT



Match No: 60

**Start List**

Стартовый список

**SUI vs THA**

First Referee: ALNOAMAN Salem Abu Baker (UAE)

Second Referee: NESTERENKO Kirill (RUS)

**SUI - Switzerland** Black

No.	C/L	Name	Shirt Name	Height m / ft in	Weight kg / lbs	Highest Reach		Date of Birth	Tournament Totals				
						Spike cm	Block cm		Spike	Block	Serve	Total	%
1		STEIGMEIER Sebastien		2.00/6'7"	100/220	358	330	5 JUL 1989	87	7	12	106	31.45
3		GIGER Reto		1.94/6'4"	82/181	340	310	5 AUG 1991	4	6	4	14	4.15
4		WALZER Marc		1.99/6'6"	85/187	340	320	2 MAR 1990	20	8	4	32	9.50
5		WETZEL Elias		1.95/6'5"	88/194	346	319	12 MAY 1993	9		1	10	2.97
7		BALDY-MOULINIER Nicolas Christoph		1.94/6'4"	89/196	335	315	14 MAR 1989	7	2	2	11	3.26
11		BRUEHWILER Roman		1.88/6'2"	80/176	340	315	14 AUG 1987	36	8	2	46	13.65
12		HAENGGI Christoph		1.94/6'4"	80/176	340	315	18 JUL 1993	20	12	5	37	10.98
14	C	CARREL Julien		1.88/6'2"	72/159	330	310	19 JUL 1988	3	3	6	12	3.56
15	L	VAUTIER Joris		1.81/5'11"	67/148	315	305	12 JUN 1990					
16		BRANDER Fabian		1.96/6'5"	82/181	345	322	16 APR 1987	30	4	3	37	10.98
17		EHRAT Samuel		2.00/6'7"	81/179	345	320	20 APR 1992	13	5		18	5.34
18		CHANDON Yohan		1.90/6'3"	81/179	330	305	24 AUG 1988	10	2	2	14	4.15
<b>Head Coach</b> BETTELLO Dario				<b>Assistant Coach</b> DUFAUX Michel									

**Results in this Universiade**

Phase	Opponent	Sets	Points per Set
Preliminary	AUS	3 - 2	24-26, 25-22, 25-18, 22-25, 15-10
Preliminary	POL	0 - 3	17-25, 19-25, 17-25
Preliminary	CHN	3 - 1	28-30, 25-21, 25-18, 25-15
Preliminary	BRA	1 - 3	23-25, 21-25, 25-21, 14-25
Preliminary	MAC	3 - 0	25-13, 25-13, 25-11
Quarterfinals (9-16)	EST	0 - 3	19-25, 19-25, 22-25


**THA - Thailand** Red

No.	C/L	Name	Shirt Name	Height m / ft in	Weight kg / lbs	Highest Reach		Date of Birth	Tournament Totals				
						Spike cm	Block cm		Spike	Block	Serve	Total	%
1		RAKSAKAEW Jirayu		1.96/6'5"	82/181	305	300	3 AUG 1987	63	5	7	75	25.68
2		VAENPRADAB Montri		1.96/6'5"	80/176	339	320	18 AUG 1987	11	4		15	5.14
3		TABWISES Wanchai		1.85/6'1"	85/187	328	320	11 FEB 1986	62	4	2	68	23.29
4		KESAPAN Nattapong		1.83/6'0"	70/154	325	320	25 JUL 1989	1	1		2	0.68
5		NILSAWAI Kissada		2.03/6'8"	98/216	345	340	17 APR 1992	32	17	2	51	17.47
7		BOUDANG Yuranan		1.85/6'1"	83/183	330	325	20 DEC 1987					
8		SILAPASRON Kaniit		1.79/5'10"	78/172	315	305	12 JUN 1994					
9	C	SRI-UTTHAWONG Kittikun		1.95/6'5"	80/176	347	338	10 JAN 1986	46	7		53	18.15
10	L	TOONTUPHAI Piyarat		1.96/6'5"	82/181	330	320	10 DEC 1987					
14		SOMKANE Kitsada		1.90/6'3"	77/170	350	344	28 SEP 1990	16		2	18	6.16
16		NAKPRASONG Teerasak		1.88/6'2"	77/170	330	320	6 NOV 1985	4	2	1	7	2.40
17		CHAROENSUK Saranchit		1.83/6'0"	75/165	325	300	20 JUL 1987	1	1	1	3	1.03
<b>Head Coach</b> SUPAJIRAKUL Monchai				<b>Assistant Coach</b> MANAPORNCHAI Khjhornsak									

**Results in this Universiade**

Phase	Opponent	Sets	Points per Set
Preliminary	UKR	1 - 3	25-27, 15-25, 25-21, 23-25
Preliminary	LAT	2 - 3	18-25, 25-23, 22-25, 25-18, 10-15
Preliminary	JPN	3 - 2	24-26, 25-21, 25-14, 21-25, 15-9
Quarterfinals (9-16)	CHI	1 - 3	17-25, 22-25, 25-21, 21-25

<b>LEGEND</b>	%	Percent of total team scoring	C	Team Captain	L	Libero Player
---------------	---	-------------------------------	---	--------------	---	---------------

Timing and Results provided by  **TISSOT**





Match No: 60

### Match Results

Результат / Отчет о матче

Match Duration: 1h 12m  
Attendance: 90

SUI vs THA  
0 3

Teams	Sets	1	2	3	Total
SUI	0	22	21	19	62
THA	3	25	25	25	75
Playing Time		21m	23m	22m	1h 06m

First Referee: ALNOAMAN Salem Abu Baker (UAE)

Second Referee: NESTERENKO Kirill (RUS)

SUI - Switzerland									
No	C/L	Name	1	2	3	4	5	Pts	
1		STEIGMEIER Sebastien	4	5	1			12	
3		GIGER Reto	1	2	1				
4		WALZER Marc	6	1	3			5	
5		WETZEL Elias		4	14			1	
7		BALDY-MOULINIER Nicolas Christoph							
11		BRUEHWILER Roman	18	3	5			5	
12		HAENGGI Christoph	3	4	6			6	
14	C	CARREL Julien		3	4			1	
15	L	VAUTIER Joris	L	L	L				
16		BRANDER Fabian	5	6	2			13	
17		EHRAT Samuel			12				
18		CHANDON Yohan	2					2	
Head Coach		BETTELLO Dario							
Assistant Coach		DUFAUX Michel							

THA - Thailand									
No	C/L	Name	1	2	3	4	5	Pts	
1		RAKSAKAEW Jirayu	4	4	4			11	
2		VAENPRADAB Montri	6	6	6			6	
3		TABWISES Wanchai	5	5	5			15	
4		KESAPAN Nattapong							
5		NILSAWAI Kissada	3	3	3			9	
7		BOUDANG Yuranan							
8		SILAPASRON Kanit				1			
9	C	SRI-UTTHAWONG Kittikun		17	17				
10	L	TOONTUPTHAI Piyarat	L	L	L				
14		SOMKANE Kitsada	2	2	2			13	
16		NAKPRASONG Teerasak							
17		CHAROENSUK Saranchit	1	1	1				
Head Coach		SUPAJIRAKUL Monchai							
Assistant Coach		MANAPORNCHAI Khjhornsak							

### TEAM AND PLAYER PERFORMANCES

Won	Total Atts	No Name	Scoring Skills	Won	Total Atts	No Name
37	79	<b>Total Team</b>		51	84	<b>Total Team</b>
12	23	16 BRANDER Fabian	Spike	15	25	3 TABWISES Wanchai
12	27	1 STEIGMEIER Sebastien		12	17	14 SOMKANE Kitsada
4	6	11 BRUEHWILER Roman		10	19	1 RAKSAKAEW Jirayu
6	59	<b>Total Team</b>	Block	1	33	<b>Total Team</b>
2	17	12 HAENGGI Christoph		1	2	1 RAKSAKAEW Jirayu
2	20	4 WALZER Marc				
1	2	5 WETZEL Elias	Serve	2	73	<b>Total Team</b>
2	64	<b>Total Team</b>		1	12	5 NILSAWAI Kissada
1	7	11 BRUEHWILER Roman		1	20	14 SOMKANE Kitsada
1	5	14 CARREL Julien	Opp Error	21		<b>Total Team</b>
17		<b>Total Team</b>		75	190	<b>Total Team</b>
62	202	<b>Total Team</b>	Total	15	40	3 TABWISES Wanchai
13	43	16 BRANDER Fabian		<b>Best Scorer</b>		

LEGEND			
Atts	Attempts	C	Team Captain
L	Libero player	L	Substitute libero
n	Starting line-up where n = starting position on court (i.e. positions 1 to 6)	nn	Substitute where nn = jersey number of out going player
Opp	Opponent	Pts	Points scored

Timing and Results provided by TISSOT



Match No: 60

### Match Statistics

статистика

Match Duration: 1h 12m  
Attendance: 90

SUI vs THA  
0 3

Teams	Sets	1	2	3	Total
SUI	0	22	21	19	62
THA	3	25	25	25	75
	Playing Time	21m	23m	22m	1h 06m

First Referee: ALNOAMAN Salem Abu Baker (UAE)


Second Referee: NESTERENKO Kirill (RUS)

### SUI - Switzerland


Scoring Spike

Limit 15.00%

Rk	No	Name	Spikes	Faults	Shots	Total Attempts	Eff %
1	16	BRANDER Fabian	12	1	10	23	47.83
2	1	STEIGMEIER Sebastien	12	6	9	27	22.22
	4	WALZER Marc	3	-	6	9	
	12	HAENGGI Christoph	4	-	3	7	
	11	BRUEHWILER Roman	4	-	2	6	
	18	CHANDON Yohan	2	2	1	5	
	5	WETZEL Elias	-	-	1	1	
	14	CARREL Julien	-	-	1	1	
	3	GIGER Reto	-	-	-	-	
	7	BALDY-MOULINIER Nicolas Christoph	-	-	-	-	
	15	VAUTIER Joris	-	-	-	-	
	17	EHRAT Samuel	-	-	-	-	
<b>Team Totals</b>			37	9	33	79	35.44

Scoring Block



Rk	No	Name	Kill Blocks	Faults	Rebounds	Total Attempts	Avg by Set
1	4	WALZER Marc	2	15	3	20	0.67
1	12	HAENGGI Christoph	2	11	4	17	0.67
3	16	BRANDER Fabian	1	5	2	8	0.33
3	5	WETZEL Elias	1	1	-	2	0.33
5	11	BRUEHWILER Roman	-	2	3	5	0.00
5	1	STEIGMEIER Sebastien	-	1	1	2	0.00
5	3	GIGER Reto	-	1	1	2	0.00
5	14	CARREL Julien	-	2	-	2	0.00
5	18	CHANDON Yohan	-	1	-	1	0.00
	7	BALDY-MOULINIER Nicolas Christoph	-	-	-	-	
	15	VAUTIER Joris	-	-	-	-	
	17	EHRAT Samuel	-	-	-	-	
<b>Team Totals</b>			6	39	14	59	2.00

Scoring Service


Rk	No	Name	Aces	Faults	Serve Hits	Total Attempts	Avg by Set
1	11	BRUEHWILER Roman	1	-	6	7	0.33
1	14	CARREL Julien	1	1	3	5	0.33
3	1	STEIGMEIER Sebastien	-	4	12	16	0.00
3	16	BRANDER Fabian	-	2	10	12	0.00
3	12	HAENGGI Christoph	-	-	7	7	0.00
3	4	WALZER Marc	-	2	3	5	0.00
3	3	GIGER Reto	-	3	2	5	0.00
3	18	CHANDON Yohan	-	-	4	4	0.00
3	5	WETZEL Elias	-	-	2	2	0.00
3	17	EHRAT Samuel	-	-	1	1	0.00
	7	BALDY-MOULINIER Nicolas Christoph	-	-	-	-	
	15	VAUTIER Joris	-	-	-	-	
<b>Team Totals</b>			2	12	50	64	0.67

Team

Opponent Errors & Team Faults	17
-------------------------------	----

Timing and Results provided by  TISSOT



Match No: 60

Match Statistics  
статистика

Match Duration: 1h 12m  
Attendance: 90


SUI vs THA  
0 3

Teams	Sets	1	2	3	Total
SUI	0	22	21	19	62
THA	3	25	25	25	75
	Playing Time	21m	23m	22m	1h 06m


First Referee: ALNOAMAN Salem Abu Baker (UAE)

Second Referee: NESTERENKO Kirill (RUS)

SUI - Switzerland

Non-Scoring Dig


Rk	No	Name	Digs	Faults	Receptions	Total Attempts	Avg by Set
1	15	VAUTIER Joris	3	3	3	9	1.00
2	16	BRANDER Fabian	2	2	3	7	0.67
3	3	GIGER Reto	1	2	-	3	0.33
4	14	CARREL Julien	-	2	3	5	0.00
4	1	STEIGMEIER Sebastien	-	1	2	3	0.00
4	12	HAENGGI Christoph	-	-	2	2	0.00
4	11	BRUEHWILER Roman	-	1	1	2	0.00
4	18	CHANDON Yohan	-	1	1	2	0.00
	4	WALZER Marc	-	-	-	-	-
	5	WETZEL Elias	-	-	-	-	-
	7	BALDY-MOULINIER Nicolas Christoph	-	-	-	-	-
	17	EHRAT Samuel	-	-	-	-	-
<b>Team Totals</b>			6	12	15	33	2.00

Non-Scoring Set


Rk	No	Name	Running Sets	Faults	Still Sets	Total Attempts	Avg by Set
1	3	GIGER Reto	23	-	21	44	7.67
2	14	CARREL Julien	9	-	12	21	3.00
3	1	STEIGMEIER Sebastien	1	1	1	3	0.33
3	4	WALZER Marc	1	-	1	2	0.33
3	15	VAUTIER Joris	1	-	1	2	0.33
6	16	BRANDER Fabian	-	-	2	2	0.00
	5	WETZEL Elias	-	-	-	-	-
	7	BALDY-MOULINIER Nicolas Christoph	-	-	-	-	-
	11	BRUEHWILER Roman	-	-	-	-	-
	12	HAENGGI Christoph	-	-	-	-	-
	17	EHRAT Samuel	-	-	-	-	-
	18	CHANDON Yohan	-	-	-	-	-
<b>Team Totals</b>			35	1	38	74	11.67

Non-Scoring Reception

<b>Limit</b> 25.00%

Rk	No	Name	Excellents	Faults	Serve Receptions	Total Attempts	Succ %
1	11	BRUEHWILER Roman	16	1	1	18	88.89
2	15	VAUTIER Joris	11	-	6	17	64.71
3	16	BRANDER Fabian	7	1	10	18	38.89
	18	CHANDON Yohan	3	-	7	10	-
	4	WALZER Marc	-	-	1	1	-
	1	STEIGMEIER Sebastien	-	-	-	-	-
	3	GIGER Reto	-	-	-	-	-
	5	WETZEL Elias	-	-	-	-	-
	7	BALDY-MOULINIER Nicolas Christoph	-	-	-	-	-
	12	HAENGGI Christoph	-	-	-	-	-
	14	CARREL Julien	-	-	-	-	-
	17	EHRAT Samuel	-	-	-	-	-
<b>Team Totals</b>			37	2	25	64	57.81



Match No: 60

### Match Statistics

статистика

Match Duration: 1h 12m  
Attendance: 90

SUI vs THA  
0 3

Teams	Sets	1	2	3	Total
SUI	0	22	21	19	62
THA	3	25	25	25	75
	Playing Time	21m	23m	22m	1h 06m

First Referee: ALNOAMAN Salem Abu Baker (UAE)


Second Referee: NESTERENKO Kirill (RUS)

### THA - Thailand


Scoring Spike

Limit 15.00%

Rk	No	Name	Spikes	Faults	Shots	Total Attempts	Eff %
1	14	SOMKANE Kitsada	12	2	3	17	58.82
2	3	TABWISES Wanchai	15	4	6	25	44.00
3	1	RAKSAKAEW Jirayu	10	4	5	19	31.58
	2	VAENPRADAB Montri	6	1	3	10	
	5	NILSAWAI Kissada	8	1	1	10	
	17	CHAROENSUK Saranchit	-	1	1	2	
	8	SILAPASRON Kanit	-	1	-	1	
	4	KESAPAN Nattapong	-	-	-	-	
	7	BOUDANG Yuranan	-	-	-	-	
	9	SRI-UTTHAWONG Kittikun	-	-	-	-	
	10	TOONTUPTHAI Piyarat	-	-	-	-	
	16	NAKPRASONG Teerasak	-	-	-	-	
<b>Team Totals</b>			51	14	19	84	44.05

Scoring Block



Rk	No	Name	Kill Blocks	Faults	Rebounds	Total Attempts	Avg by Set
1	1	RAKSAKAEW Jirayu	1	1	-	2	0.33
2	5	NILSAWAI Kissada	-	3	6	9	0.00
2	2	VAENPRADAB Montri	-	7	2	9	0.00
2	17	CHAROENSUK Saranchit	-	3	2	5	0.00
2	3	TABWISES Wanchai	-	4	1	5	0.00
2	14	SOMKANE Kitsada	-	2	-	2	0.00
2	10	TOONTUPTHAI Piyarat	-	1	-	1	0.00
	4	KESAPAN Nattapong	-	-	-	-	
	7	BOUDANG Yuranan	-	-	-	-	
	8	SILAPASRON Kanit	-	-	-	-	
	9	SRI-UTTHAWONG Kittikun	-	-	-	-	
	16	NAKPRASONG Teerasak	-	-	-	-	
<b>Team Totals</b>			1	21	11	33	0.33

Scoring Service


Rk	No	Name	Aces	Faults	Serve Hits	Total Attempts	Avg by Set
1	14	SOMKANE Kitsada	1	3	16	20	0.33
1	5	NILSAWAI Kissada	1	-	11	12	0.33
3	1	RAKSAKAEW Jirayu	-	3	11	14	0.00
3	2	VAENPRADAB Montri	-	1	9	10	0.00
3	3	TABWISES Wanchai	-	1	9	10	0.00
3	17	CHAROENSUK Saranchit	-	1	6	7	0.00
	4	KESAPAN Nattapong	-	-	-	-	
	7	BOUDANG Yuranan	-	-	-	-	
	8	SILAPASRON Kanit	-	-	-	-	
	9	SRI-UTTHAWONG Kittikun	-	-	-	-	
	10	TOONTUPTHAI Piyarat	-	-	-	-	
	16	NAKPRASONG Teerasak	-	-	-	-	
<b>Team Totals</b>			2	9	62	73	0.67

Team

Opponent Errors & Team Faults	21
-------------------------------	----

Timing and Results provided by  TISSOT



Match No: 60

### Match Statistics

статистика

Match Duration: 1h 12m  
Attendance: 90


SUI vs THA  
0 3

Teams	Sets	1	2	3	Total
SUI	0	22	21	19	62
THA	3	25	25	25	75
Playing Time		21m	23m	22m	1h 06m


First Referee: ALNOAMAN Salem Abu Baker (UAE)

Second Referee: NESTERENKO Kirill (RUS)

### THA - Thailand

Non-Scoring Dig


Rk	No	Name	Digs	Faults	Receptions	Total Attempts	Avg by Set
1	1	RAKSAKAEW Jirayu	4	3	5	12	1.33
1	14	SOMKANE Kitsada	4	2	4	10	1.33
3	10	TOONTUPTHAI Piyarat	3	5	1	9	1.00
4	5	NILSAWAI Kissada	2	1	1	4	0.67
5	2	VAENPRADAB Montri	1	-	1	2	0.33
6	17	CHAROENSUK Saranchit	-	2	5	7	0.00
6	3	TABWISES Wanchai	-	3	2	5	0.00
	4	KESAPAN Nattapong	-	-	-	-	-
	7	BOUDANG Yuranan	-	-	-	-	-
	8	SILAPASRON Kanit	-	-	-	-	-
	9	SRI-UTTHAWONG Kittikun	-	-	-	-	-
	16	NAKPRASONG Teerasak	-	-	-	-	-
Team Totals			14	16	19	49	4.67

Non-Scoring Set


Rk	No	Name	Running Sets	Faults	Still Sets	Total Attempts	Avg by Set
1	17	CHAROENSUK Saranchit	41	-	24	65	13.67
2	10	TOONTUPTHAI Piyarat	3	-	1	4	1.00
3	1	RAKSAKAEW Jirayu	2	-	1	3	0.67
4	3	TABWISES Wanchai	1	-	2	3	0.33
5	14	SOMKANE Kitsada	-	-	3	3	0.00
	2	VAENPRADAB Montri	-	-	-	-	-
	4	KESAPAN Nattapong	-	-	-	-	-
	5	NILSAWAI Kissada	-	-	-	-	-
	7	BOUDANG Yuranan	-	-	-	-	-
	8	SILAPASRON Kanit	-	-	-	-	-
	9	SRI-UTTHAWONG Kittikun	-	-	-	-	-
	16	NAKPRASONG Teerasak	-	-	-	-	-
Team Totals			47		31	78	15.67

Non-Scoring Reception

Limit 25.00%

Rk	No	Name	Excellents	Faults	Serve Receptions	Total Attempts	Succ %
1	14	SOMKANE Kitsada	16	1	4	21	76.19
	10	TOONTUPTHAI Piyarat	10	1	4	15	
	3	TABWISES Wanchai	12	-	2	14	
	17	CHAROENSUK Saranchit	-	-	1	1	
	1	RAKSAKAEW Jirayu	-	-	-	-	
	2	VAENPRADAB Montri	-	-	-	-	
	4	KESAPAN Nattapong	-	-	-	-	
	5	NILSAWAI Kissada	-	-	-	-	
	7	BOUDANG Yuranan	-	-	-	-	
	8	SILAPASRON Kanit	-	-	-	-	
	9	SRI-UTTHAWONG Kittikun	-	-	-	-	
	16	NAKPRASONG Teerasak	-	-	-	-	
Team Totals			38	2	11	51	74.51

LEGEND

Avg Average Eff% Efficiency Rk Rank Succ% Success %

Timing and Results provided by  TISSOT





Match No: 65

**Start List**

Стартовый список

**RUS vs JPN**

First Referee: MOUSSEAU Malcolm Richard (CAN)

Second Referee: MEDVID Mykhaylo (UKR)

**RUS - Russian Fed.** Blue

No.	C/L	Name	Shirt Name	Height m / ft in	Weight kg / lbs	Highest Reach		Date of Birth	Tournament Totals				
						Spike cm	Block cm		Spike	Block	Serve	Total	%
1		VOLVICH Artem	Volvich	2.12/6'11"	105/231	360	320	22 JAN 1990	11	11	2	24	6.61
3		KOVALEV Dmitriy	Kovalev	1.98/6'6"	92/203	355	335	15 MAR 1991	3	12	4	19	5.23
4		ANTIPKIN Sergey	Antipkin	1.97/6'6"	83/183	330	310	28 MAR 1986		6	7	13	3.58
5		SYCHEV Oleg	Sychev	2.10/6'11"	100/220	355	340	22 APR 1988	21	10	3	34	9.37
7		SHIPOTKO Denis	Shipotko	2.00/6'7"	95/209	340	310	28 FEB 1985	4			4	1.10
8	C	BIRUYKOV Denis	Biriukov	2.04/6'8"	93/205	355	330	8 DEC 1988	49	5	5	59	16.25
9	L	GOLUBEV Valentin	Golubev	1.86/6'1"	81/179	330	310	3 MAY 1992					
10		MARKIN Alexandr	Markin	1.97/6'6"	96/212	345	320	28 JUL 1990	27	7	2	36	9.92
14		SHCHERBININ Dmitriy	Shcherbinin	2.05/6'9"	100/220	348	330	10 SEP 1989	13	4	3	20	5.51
15		ILINYKH Dmitry	Ilinykh	2.01/6'7"	91/201	351	331	31 JAN 1987	43	9	1	53	14.60
17		ZHIGALOV Maksim	Zhigalov	2.03/6'8"	90/198	355	330	26 JUL 1989	71	11	10	92	25.34
18		SAVIN Sergey	Savin	2.00/6'7"	94/207	357	340	7 OCT 1988	7	2		9	2.48

Head Coach SHLIAPNIKOV Sergei

Assistant Coach KHROMENKOV Vladimir

Results in this  
Universiade

Phase	Opponent	Sets	Points per Set
Preliminary	KOR	3 - 0	25-21, 25-16, 25-20
Preliminary	HKG	3 - 0	26-24, 25-12, 25-15
Preliminary	USA	3 - 0	25-13, 25-18, 25-9
Preliminary	EST	3 - 0	25-18, 25-22, 25-21
Preliminary	BLR	3 - 2	22-25, 25-17, 25-22, 19-25, 15-6
Quarterfinals	BRA	3 - 0	25-19, 25-12, 25-14

**JPN - Japan** Black

No.	C/L	Name	Shirt Name	Height m / ft in	Weight kg / lbs	Highest Reach		Date of Birth	Tournament Totals				
						Spike cm	Block cm		Spike	Block	Serve	Total	%
1	C	OZAWA Shoh	OZAWA	1.78/5'10"	70/154	345	325	5 MAY 1989	4		1	5	1.79
2		CHIJIKI Shunsuke	CHIJIKI	1.93/6'4"	82/181	340	330	6 SEP 1989	39	8	1	48	17.20
3	L	KOGA Taichiro	KOGA	1.69/5'7"	68/150	300	280	4 OCT 1989					
4		SHIOTA Tatsuya	SHIOTA	1.92/6'4"	83/183	335	320	17 NOV 1989	33	1	1	35	12.54
5		FUKATSU Hideomi	FUKATSU	1.80/5'11"	68/150	331	305	1 JUN 1990	6	4	2	12	4.30
6		WATANABE Sogo	WATANABE	1.96/6'5"	83/183	340	320	21 JUL 1990	18		1	19	6.81
7		HOSHINO Hidetomo	HOSHINO	1.87/6'2"	82/181	325	310	29 SEP 1990	35	4	2	41	14.70
8		RI Haku	RI	1.93/6'4"	82/181	340	325	27 DEC 1990	8	3		11	3.94
9		DEKITA Takashi	DEKITA	1.99/6'6"	88/194	345	330	13 AUG 1991	65	3	1	69	24.73
10		MAEDA Issei	MAEDA	1.81/5'11"	74/163	320	305	22 SEP 1991					
11		FUSHIMI Yamato	FUSHIMI	2.07/6'9"	120/265	348	320	24 DEC 1991	17	11	3	31	11.11
12		YAMADA Shuzo	YAMADA	1.92/6'4"	80/176	326	310	27 NOV 1992	8			8	2.87


Head Coach TOKUNAGA Fumitoshi

Assistant Coach YAMAMOTO Kenji

Results in this  
Universiade

Phase	Opponent	Sets	Points per Set
Preliminary	LAT	3 - 0	25-17, 25-12, 27-25
Preliminary	UKR	2 - 3	25-23, 21-25, 25-21, 20-25, 18-20
Preliminary	THA	2 - 3	26-24, 21-25, 14-25, 25-21, 9-15
Quarterfinals	CZE	3 - 1	25-21, 22-25, 25-23, 26-24

**LEGEND**  
 % Percent of total team scoring    C Team Captain    L Libero Player

Timing and Results provided by  **TISSOT**



Match No: 65

### Match Results

Результат / Отчет о матче

Match Duration: 1h 44m  
 Attendance: 3900

**RUS vs JPN**  
**3 1**

Teams	Sets	1	2	3	4	Total
RUS	3	25	25	22	25	97
JPN	1	15	10	25	22	72
	Playing Time	22m	20m	26m	27m	1h 35m

First Referee: MOUSSEAU Malcolm Richard (CAN)

Second Referee: MEDVID Mykhaylo (UKR)


RUS - Russian Fed.								
No	C/L	Name	1	2	3	4	5	Pts
1		VOLVICH Artem	6	1	6	14		12
3		KOVALEV Dmitry	1	2	1	6		4
4		ANTIPKIN Sergey		17				
5		SYCHEV Oleg	3	4	3	2		7
7		SHIPOTKO Denis	15		15	15		
8	C	BIRUYKOV Denis	5	6		10		16
9	L	GOLUBEV Valentin	L	L	L	L		
10		MARKIN Alexandr		8	5	4		4
14		SHCHERBININ Dmitry			1	5		
15		ILINYKH Dmitry	2	3	2	1		14
17		ZHIGALOV Maksim	4	5	4	3		15
18		SAVIN Sergey		3				4
Head Coach		SHLIAPNIKOV Sergei						
Assistant Coach		KHROMENKOV Vladimir						

JPN - Japan								
No	C/L	Name	1	2	3	4	5	Pts
1	C	OZAWA Shoh	9	11	11	11		
2		CHIJKI Shunsuke	4	3	1	1		9
3	L	KOGA Taichiro	L	L	L	L		
4		SHIOTA Tatsuya	2	1	2	2		5
5		FUKATSU Hideomi	6	5	6	6		2
6		WATANABE Sogo			4	4		5
7		HOSHINO Hidetomo	1	6				3
8		RI Haku			5	5		
9		DEKITA Takashi	3	2	3	3		17
10		MAEDA Issei						
11		FUSHIMI Yamato	5	4	5	5		5
12		YAMADA Shuzo	11	9		9		3
Head Coach		TOKUNAGA Fumitoshi						
Assistant Coach		YAMAMOTO Kenji						

### TEAM AND PLAYER PERFORMANCES

Won	Total Atts	No Name	Scoring Skills	Won	Total Atts	No Name
50	103	<b>Total Team</b>		44	117	<b>Total Team</b>
12	24	15 ILINYKH Dmitry	Spike	17	39	9 DEKITA Takashi
11	21	8 BIRUYKOV Denis		8	25	2 CHIJKI Shunsuke
7	22	17 ZHIGALOV Maksim		5	12	11 FUSHIMI Yamato
18	72	<b>Total Team</b>	Block	2	47	<b>Total Team</b>
6	13	1 VOLVICH Artem		1	2	6 WATANABE Sogo
4	11	17 ZHIGALOV Maksim		1	12	2 CHIJKI Shunsuke
3	7	8 BIRUYKOV Denis	Serve	3	73	<b>Total Team</b>
8	96	<b>Total Team</b>		2	16	5 FUKATSU Hideomi
4	17	17 ZHIGALOV Maksim		1	13	4 SHIOTA Tatsuya
2	11	8 BIRUYKOV Denis	Opp Error	23		<b>Total Team</b>
1	2	18 SAVIN Sergey		72	237	<b>Total Team</b>
21		<b>Total Team</b>	Best Scorer	17	53	9 DEKITA Takashi
97	271	<b>Total Team</b>		Fastest Serve	105 km/h	
16	39	8 BIRUYKOV Denis				
114 km/h		17 ZHIGALOV Maksim				

LEGEND			
Atts	Attempts	C	Team Captain
L	Libero player	L	Substitute libero
n	Starting line-up where n = starting position on court (i.e. positions 1 to 6)	nn	Substitute where nn = jersey number of out going player
Opp	Opponent	Pts	Points scored

Timing and Results provided by  TISSOT



Match No: 65

### Match Statistics

статистика

Match Duration: 1h 44m  
Attendance: 3900

RUS vs JPN  
3 1

Teams	Sets	1	2	3	4	Total
RUS	3	25	25	22	25	97
JPN	1	15	10	25	22	72
Playing Time		22m	20m	26m	27m	1h 35m

First Referee: MOUSSEAU Malcolm Richard (CAN)


Second Referee: MEDVID Mykhaylo (UKR)

### RUS - Russian Fed.


Scoring Spike

Limit 15.00%

Rk	No	Name	Spikes	Faults	Shots	Total Attempts	Eff %
1	8	BIRUYKOV Denis	11	1	9	21	47.62
2	15	ILINYKH Dmitry	12	4	8	24	33.33
3	17	ZHIGALOV Maksim	7	4	11	22	13.64
	1	VOLVICH Artem	6	1	3	10	
	5	SYCHEV Oleg	5	1	4	10	
	10	MARKIN Alexandr	4	2	3	9	
	18	SAVIN Sergey	3	-	1	4	
	3	KOVALEV Dmitriy	2	-	1	3	
	4	ANTIPKIN Sergey	-	-	-	-	
	7	SHIPOTKO Denis	-	-	-	-	
	9	GOLUBEV Valentin	-	-	-	-	
	14	SHCHERBININ Dmitriy	-	-	-	-	
Team Totals			50	13	40	103	35.92

Scoring Block



Rk	No	Name	Kill Blocks	Faults	Rebounds	Total Attempts	Avg by Set
1	1	VOLVICH Artem	6	4	3	13	1.50
2	17	ZHIGALOV Maksim	4	2	5	11	1.00
3	8	BIRUYKOV Denis	3	2	2	7	0.75
4	3	KOVALEV Dmitriy	2	7	4	13	0.50
4	15	ILINYKH Dmitry	2	3	1	6	0.50
6	5	SYCHEV Oleg	1	5	7	13	0.25
7	14	SHCHERBININ Dmitriy	-	2	3	5	0.00
7	10	MARKIN Alexandr	-	3	1	4	0.00
	4	ANTIPKIN Sergey	-	-	-	-	
	7	SHIPOTKO Denis	-	-	-	-	
	9	GOLUBEV Valentin	-	-	-	-	
	18	SAVIN Sergey	-	-	-	-	
Team Totals			18	28	26	72	4.50

Scoring Service


Rk	No	Name	Aces	Faults	Serve Hits	Total Attempts	Avg by Set
1	17	ZHIGALOV Maksim	4	3	10	17	1.00
2	8	BIRUYKOV Denis	2	1	8	11	0.50
3	5	SYCHEV Oleg	1	1	11	13	0.25
3	18	SAVIN Sergey	1	-	1	2	0.25
5	3	KOVALEV Dmitriy	-	-	18	18	0.00
5	15	ILINYKH Dmitry	-	4	14	18	0.00
5	1	VOLVICH Artem	-	1	5	6	0.00
5	10	MARKIN Alexandr	-	1	4	5	0.00
5	14	SHCHERBININ Dmitriy	-	-	4	4	0.00
5	4	ANTIPKIN Sergey	-	-	2	2	0.00
	7	SHIPOTKO Denis	-	-	-	-	
	9	GOLUBEV Valentin	-	-	-	-	
Team Totals			8	11	77	96	2.00

Team

Opponent Errors & Team Faults	
	21

Timing and Results provided by  TISSOT



Match No: 65

### Match Statistics

статистика

Match Duration: 1h 44m  
Attendance: 3900


RUS vs JPN  
3 1

Teams	Sets	1	2	3	4	Total
RUS	3	25	25	22	25	97
JPN	1	15	10	25	22	72
	Playing Time	22m	20m	26m	27m	1h 35m


First Referee: MOUSSEAU Malcolm Richard (CAN)

Second Referee: MEDVID Mykhaylo (UKR)

### RUS - Russian Fed.

Non-Scoring Dig


Rk	No	Name	Digs	Faults	Receptions	Total Attempts	Avg by Set
1	9	GOLUBEV Valentin	7	3	9	19	1.75
2	8	BIRUYKOV Denis	2	1	7	10	0.50
3	17	ZHIGALOV Maksim	1	4	5	10	0.25
3	10	MARKIN Alexandr	1	-	1	2	0.25
3	18	SAVIN Sergey	1	-	-	1	0.25
6	3	KOVALEV Dmitriy	-	6	9	15	0.00
6	15	ILINYKH Dmitry	-	-	7	7	0.00
6	1	VOLVICH Artem	-	2	2	4	0.00
6	5	SYCHEV Oleg	-	1	-	1	0.00
	4	ANTIPKIN Sergey	-	-	-	-	-
	7	SHIPOTKO Denis	-	-	-	-	-
	14	SHCHERBININ Dmitriy	-	-	-	-	-
<b>Team Totals</b>			12	17	40	69	3.00

Non-Scoring Set


Rk	No	Name	Running Sets	Faults	Still Sets	Total Attempts	Avg by Set
1	3	KOVALEV Dmitriy	36	1	32	69	9.00
2	4	ANTIPKIN Sergey	4	-	5	9	1.00
3	9	GOLUBEV Valentin	2	-	1	3	0.50
4	5	SYCHEV Oleg	1	-	1	2	0.25
4	10	MARKIN Alexandr	1	-	1	2	0.25
6	15	ILINYKH Dmitry	-	-	3	3	0.00
6	8	BIRUYKOV Denis	-	-	2	2	0.00
6	1	VOLVICH Artem	-	-	1	1	0.00
6	14	SHCHERBININ Dmitriy	-	-	1	1	0.00
	7	SHIPOTKO Denis	-	-	-	-	-
	17	ZHIGALOV Maksim	-	-	-	-	-
	18	SAVIN Sergey	-	-	-	-	-
<b>Team Totals</b>			44	1	47	92	11.00

Non-Scoring Reception

<b>Limit</b> 25.00%

Rk	No	Name	Excellents	Faults	Serve Receptions	Total Attempts	Succ %
1	9	GOLUBEV Valentin	12	-	14	26	46.15
	10	MARKIN Alexandr	7	-	5	12	
	15	ILINYKH Dmitry	3	-	5	8	
	7	SHIPOTKO Denis	-	-	4	4	
	8	BIRUYKOV Denis	-	2	2	4	
	1	VOLVICH Artem	-	1	-	1	
	3	KOVALEV Dmitriy	-	-	-	-	
	4	ANTIPKIN Sergey	-	-	-	-	
	5	SYCHEV Oleg	-	-	-	-	
	14	SHCHERBININ Dmitriy	-	-	-	-	
	17	ZHIGALOV Maksim	-	-	-	-	
	18	SAVIN Sergey	-	-	-	-	
<b>Team Totals</b>			22	3	30	55	40.00



Match No: 65

### Match Statistics

статистика

Match Duration: 1h 44m  
Attendance: 3900


RUS vs JPN  
3 1

Teams	Sets	1	2	3	4	Total
RUS	3	25	25	22	25	97
JPN	1	15	10	25	22	72
	Playing Time	22m	20m	26m	27m	1h 35m


First Referee: MOUSSEAU Malcolm Richard (CAN)

Second Referee: MEDVID Mykhaylo (UKR)


### JPN - Japan

Scoring Spike

Limit 15.00%

Rk	No	Name	Spikes	Faults	Shots	Total Attempts	Eff %
1	9	DEKITA Takashi	17	6	16	39	28.21
2	2	CHIJIKI Shunsuke	8	2	15	25	24.00
	11	FUSHIMI Yamato	5	1	6	12	
	4	SHIOTA Tatsuya	4	4	4	12	
	7	HOSHINO Hidetomo	3	4	5	12	
	6	WATANABE Sogo	4	4	1	9	
	12	YAMADA Shuzo	3	1	2	6	
	5	FUKATSU Hideomi	-	-	2	2	
	1	OZAWA Shoh	-	-	-	-	
	3	KOGA Taichiro	-	-	-	-	
	8	RI Haku	-	-	-	-	
	10	MAEDA Issei	-	-	-	-	
Team Totals			44	22	51	117	18.80

Scoring Block



Rk	No	Name	Kill Blocks	Faults	Rebounds	Total Attempts	Avg by Set
1	2	CHIJIKI Shunsuke	1	5	6	12	0.25
1	6	WATANABE Sogo	1	-	1	2	0.25
3	11	FUSHIMI Yamato	-	7	3	10	0.00
3	4	SHIOTA Tatsuya	-	5	4	9	0.00
3	5	FUKATSU Hideomi	-	5	3	8	0.00
3	9	DEKITA Takashi	-	1	3	4	0.00
3	12	YAMADA Shuzo	-	2	-	2	0.00
	1	OZAWA Shoh	-	-	-	-	
	3	KOGA Taichiro	-	-	-	-	
	7	HOSHINO Hidetomo	-	-	-	-	
	8	RI Haku	-	-	-	-	
	10	MAEDA Issei	-	-	-	-	
Team Totals			2	25	20	47	0.50

Scoring Service


Rk	No	Name	Aces	Faults	Serve Hits	Total Attempts	Avg by Set
1	5	FUKATSU Hideomi	2	2	12	16	0.50
2	4	SHIOTA Tatsuya	1	4	8	13	0.25
3	9	DEKITA Takashi	-	-	10	10	0.00
3	2	CHIJIKI Shunsuke	-	2	7	9	0.00
3	6	WATANABE Sogo	-	2	5	7	0.00
3	11	FUSHIMI Yamato	-	5	2	7	0.00
3	7	HOSHINO Hidetomo	-	-	4	4	0.00
3	1	OZAWA Shoh	-	1	3	4	0.00
3	12	YAMADA Shuzo	-	-	3	3	0.00
	3	KOGA Taichiro	-	-	-	-	
	8	RI Haku	-	-	-	-	
	10	MAEDA Issei	-	-	-	-	
Team Totals			3	16	54	73	0.75

Team

Opponent Errors & Team Faults	23
-------------------------------	----

Timing and Results provided by  TISSOT





Match No: 65

### Match Statistics

статистика

Match Duration: 1h 44m  
Attendance: 3900


RUS vs JPN  
3 1

Teams	Sets	1	2	3	4	Total
RUS	3	25	25	22	25	97
JPN	1	15	10	25	22	72
	Playing Time	22m	20m	26m	27m	1h 35m


First Referee: MOUSSEAU Malcolm Richard (CAN)

Second Referee: MEDVID Mykhaylo (UKR)

### JPN - Japan

Non-Scoring Dig


Rk	No	Name	Digs	Faults	Receptions	Total Attempts	Avg by Set
1	3	KOGA Taichiro	3	8	13	24	0.75
2	9	DEKITA Takashi	2	2	4	8	0.50
3	2	CHIJIKI Shunsuke	1	2	7	10	0.25
3	7	HOSHINO Hidetomo	1	3	2	6	0.25
3	11	FUSHIMI Yamato	1	-	3	4	0.25
3	6	WATANABE Sogo	1	1	-	2	0.25
7	5	FUKATSU Hideomi	-	7	6	13	0.00
7	4	SHIOTA Tatsuya	-	1	2	3	0.00
7	12	YAMADA Shuzo	-	-	2	2	0.00
	1	OZAWA Shoh	-	-	-	-	-
	8	RI Haku	-	-	-	-	-
	10	MAEDA Issei	-	-	-	-	-
<b>Team Totals</b>			9	24	39	72	2.25

Non-Scoring Set


Rk	No	Name	Running Sets	Faults	Still Sets	Total Attempts	Avg by Set
1	5	FUKATSU Hideomi	33	1	49	83	8.25
2	3	KOGA Taichiro	4	-	12	16	1.00
3	4	SHIOTA Tatsuya	2	-	-	2	0.50
4	6	WATANABE Sogo	1	-	-	1	0.25
5	2	CHIJIKI Shunsuke	-	-	5	5	0.00
5	7	HOSHINO Hidetomo	-	-	2	2	0.00
5	9	DEKITA Takashi	-	-	2	2	0.00
5	11	FUSHIMI Yamato	-	-	1	1	0.00
	1	OZAWA Shoh	-	-	-	-	-
	8	RI Haku	-	-	-	-	-
	10	MAEDA Issei	-	-	-	-	-
	12	YAMADA Shuzo	-	-	-	-	-
<b>Team Totals</b>			40	1	71	112	10.00

Non-Scoring Reception

<b>Limit</b> 25.00%

Rk	No	Name	Excellents	Faults	Serve Receptions	Total Attempts	Succ %
1	7	HOSHINO Hidetomo	7	1	9	17	41.18
2	6	WATANABE Sogo	7	-	14	21	33.33
3	3	KOGA Taichiro	4	5	11	20	20.00
4	2	CHIJIKI Shunsuke	4	2	16	22	18.18
	4	SHIOTA Tatsuya	1	-	1	2	-
	1	OZAWA Shoh	-	-	-	-	-
	5	FUKATSU Hideomi	-	-	-	-	-
	8	RI Haku	-	-	-	-	-
	9	DEKITA Takashi	-	-	-	-	-
	10	MAEDA Issei	-	-	-	-	-
	11	FUSHIMI Yamato	-	-	-	-	-
	12	YAMADA Shuzo	-	-	-	-	-
<b>Team Totals</b>			23	8	51	82	28.05

LEGEND Avg Average Eff% Efficiency Rk Rank Succ% Success %

Timing and Results provided by  TISSOT



# Result Book

27th Summer Universiade in Kazan 2013



## Volleyball

Men's Finals





Match No: 57

### Start List

Стартовый список

## MAC vs USA

First Referee: PICANCO Paulo (BRA)

Second Referee: BERDNIKOV Maxim (RUS)

### MAC - Macau

No.	C/L	Name	Shirt Name	Height m / ft in	Weight kg / lbs	Highest Reach		Date of Birth	Tournament Totals				
						Spike cm	Block cm		Spike	Block	Serve	Total	%
3		CHAN Weng lo	CHAN W I	1.87/6'2"	72/159	310	310	16 AUG 1987	14	2		16	11.43
4		WONG Wai Hei	WONG W H	1.72/5'8"	65/143	300	290	14 JUN 1994	17	2		19	13.57
5	C	KAN Chou Pui	KAN C P	1.76/5'9"	70/154	305	300	1 OKT 1987	15		2	17	12.14
6		LAM Man Tek	LAM M T	1.73/5'8"	71/157	300	295	23 JUL 1987					
7		CHOI Wai Kit	CHOI W K	1.89/6'2"	82/181	320	310	13 MAI 1987	23	3	1	27	19.29
9		LEONG Kuan Kin	LEONG K K	1.77/5'10"	65/143	300	300	13 JUN 1989	3		1	4	2.86
11		IEONG I Kit	IEONG I K	1.83/6'0"	98/216	305	298	2 SEP 1987	6	2		8	5.71
12		LAM Lok Hang	LAM L H	1.91/6'3"	82/181	330	310	20 MRZ 1991	42	1		43	30.71
13	L	CHIANG Sio Man	CHIANG S M	1.63/5'4"	59/130	270	300	22 JUL 1989					
14		LEONG On Tek	LEONG O T	1.85/6'1"	83/183	300	298	8 JAN 1990	3			3	2.14
17		WONG Chon Hang	WONG C H	1.73/5'8"	70/154	260	260	21 AUG 1991	2		1	3	2.14
18	L	CHAN Ka Hei	CHAN K H	1.80/5'11"	78/172	330	305	7 DEZ 1988					
<b>Head Coach</b> NG Wai Keong				<b>Assistant Coach</b> CHAN Man Kan									

#### Results in this Universiade

Phase	Opponent	Sets	Points per Set
Preliminary	BRA	0 - 3	10-25, 11-25, 16-25
Preliminary	AUS	0 - 3	10-25, 17-25, 15-25
Preliminary	POL	0 - 3	6-25, 11-25, 17-25
Preliminary	CHN	1 - 3	22-25, 14-25, 25-19, 8-25
Preliminary	SUI	0 - 3	13-25, 13-25, 11-25
Quarterfinals (17-24)	HKG	0 - 3	14-25, 13-25, 14-25


### USA - United States

No.	C/L	Name	Shirt Name	Height m / ft in	Weight kg / lbs	Highest Reach		Date of Birth	Tournament Totals				
						Spike cm	Block cm		Spike	Block	Serve	Total	%
3		PELLETIER Michael	PELLETIER	1.98/6'6"	93/205	340	315	15 SEP 1991	26	5	3	34	14.17
5		VEGA Luis	VEGA	1.83/6'0"	73/161	335	306	19 JUN 1994	41	5	3	49	20.42
8		MASCOE Jason	MASCOE	1.88/6'2"	79/174	333	302	15 NOV 1993					
9	L	LILLEY Ryan	LILLEY	1.81/5'11"	88/194	312	288	11 SEP 1992					
12	C	PIEPER Keaton	PIEPER	1.93/6'4"	82/181	335	301	9 APR 1993	4	1	6	11	4.58
14		FALCONE Gregory	FALCONE	2.03/6'8"	97/214	345	319	8 MRZ 1991	34	10	4	48	20.00
15		QUESENBERRY Ryan	QUESENBERRY	1.98/6'6"	76/168	338	295	21 JUL 1992	39	4	1	44	18.33
16		JOHNSON Eric	JOHNSON	1.89/6'2"	73/161	318	270	28 JUL 1994					
17		O'LEARY James	O'LEARY	1.98/6'6"	102/225	335	300	10 MRZ 1992	32	3	2	37	15.42
18	L	FERRY Nicholas	FERRY	1.83/6'0"	82/181	330	302	18 APR 1992					
19		WOODS JR. Gregory	WOODS	1.85/6'1"	84/185	335	298	31 OKT 1994	13	1		14	5.83
20		BRAWN Eric	BRAWN	1.90/6'3"	93/205	330	299	30 AUG 1994	2	1		3	1.25
<b>Head Coach</b> SULLIVAN Charlie				<b>Assistant Coach</b> BURCH Kevin									

#### Results in this Universiade

Phase	Opponent	Sets	Points per Set
Preliminary	EST	0 - 3	22-25, 17-25, 18-25
Preliminary	BLR	0 - 3	18-25, 15-25, 20-25
Preliminary	RUS	0 - 3	13-25, 18-25, 9-25
Preliminary	HKG	1 - 3	18-25, 29-27, 23-25, 20-25
Preliminary	KOR	0 - 3	13-25, 14-25, 22-25
Semifinals (17-20)	CHN	1 - 3	14-25, 19-25, 25-23, 21-25

LEGEND			
%	Percent of total team scoring	C	Team Captain
L	Libero Player		

Timing and Results provided by  TISSOT



Match No: 57

**Match Results**  
Результат / Отчет о матче

Match Duration: 1h 49m  
Attendance: 400

**MAC vs USA**  
1 3

Teams	Sets	1	2	3	4	Total
MAC	1	24	21	25	20	90
USA	3	26	25	17	25	93
	Playing Time	28m	26m	22m	24m	1h 40m

First Referee: PICANCO Paulo (BRA)

Second Referee: BERDNIKOV Maxim (RUS)

MAC - Macau								
No	C/L	Name	1	2	3	4	5	Pts
3		CHAN Weng lo	6	6	6	6		9
4		WONG Wai Hei	5	5	5	5		7
5	C	KAN Chou Pui	2	2				1
6		LAM Man Tek						
7		CHOI Wai Kit	17	5	2	2		7
9		LEONG Kuan Kin				3		
11		IEONG I Kit	4	4	4	4		3
12		LAM Lok Hang	3	3	3	3		22
13	L	CHIANG Sio Man			L	L		
14		LEONG On Tek	5	17		17		
17		WONG Chon Hang	1	1	1	1		2
18	L	CHAN Ka Hei	L	L	L	L		
Head Coach		NG Wai Keong						
Assistant Coach		CHAN Man Kan						

USA - United States								
No	C/L	Name	1	2	3	4	5	Pts
3		PELLETIER Michael	4	4	4	6		15
5		VEGA Luis	2	2	2	4		16
8		MASCOE Jason			14	14		1
9	L	LILLEY Ryan	L		L	L		
12	C	PIEPER Keaton	1	1	1	3		5
14		FALCONE Gregory	3	3	3	5		8
15		QUESENBERRY Ryan		3	3			1
16		JOHNSON Eric		19	12			
17		O'LEARY James	6	6	6	2		8
18	L	FERRY Nicholas		L	L	L		
19		WOODS JR. Gregory	5	5	5	1		9
20		BRAWN Eric						
Head Coach		SULLIVAN Charlie						
Assistant Coach		BURCH Kevin						

**TEAM AND PLAYER PERFORMANCES**

Won	Total Atts	No Name	Scoring Skills	Won	Total Atts	No Name
43	110	Total Team		51	126	Total Team
18	33	12 LAM Lok Hang	Spike	14	42	5 VEGA Luis
8	17	3 CHAN Weng lo		13	30	3 PELLETIER Michael
7	18	4 WONG Wai Hei		8	14	17 O'LEARY James
7	55	Total Team	Block	10	47	Total Team
4	14	12 LAM Lok Hang		3	9	12 PIEPER Keaton
2	10	7 CHOI Wai Kit		3	16	14 FALCONE Gregory
1	9	3 CHAN Weng lo	2	6	5 VEGA Luis	
1	91	Total Team	Serve	2	92	Total Team
1	17	17 WONG Chon Hang		1	16	12 PIEPER Keaton
				1	13	3 PELLETIER Michael
39		Total Team	Opp Error	30		Total Team
90	256	Total Team		Total	93	265
22	61	12 LAM Lok Hang	Best Scorer	16	64	5 VEGA Luis

LEGEND			
Atts	Attempts	C	Team Captain
L	Libero player	L	Substitute libero
n	Starting line-up where n = starting position on court (i.e. positions 1 to 6)	nn	Substitute where nn = jersey number of out going player
Opp	Opponent	Pts	Points scored

Timing and Results provided by TISSOT





Match No: 57

### Match Statistics

статистика

Match Duration: 1h 49m  
Attendance: 400

### MAC vs USA

1 3

Teams	Sets	1	2	3	4	Total
MAC	1	24	21	25	20	90
USA	3	26	25	17	25	93
Playing Time		28m	26m	22m	24m	1h 40m

First Referee: PICANCO Paulo (BRA)

Second Referee: BERDNIKOV Maxim (RUS)

### MAC - Macau

Scoring Spike

Limit 15.00%

Rk	No	Name	Spikes	Faults	Shots	Total Attempts	Eff %
1	12	LAM Lok Hang	18	6	9	33	36.36
2	3	CHAN Weng lo	8	4	5	17	23.53
3	4	WONG Wai Hei	7	4	7	18	16.67
4	7	CHOI Wai Kit	5	4	13	22	4.55
	11	IEONG I Kit	3	4	8	15	
	5	KAN Chou Pui	1	1	1	3	
	14	LEONG On Tek	-	-	1	1	
	17	WONG Chon Hang	1	-	-	1	
	6	LAM Man Tek	-	-	-	-	
	9	LEONG Kuan Kin	-	-	-	-	
	13	CHIANG Sio Man	-	-	-	-	
	18	CHAN Ka Hei	-	-	-	-	
Team Totals			43	23	44	110	18.18

Scoring Block


Rk	No	Name	Kill Blocks	Faults	Rebounds	Total Attempts	Avg by Set
1	12	LAM Lok Hang	4	5	5	14	1.00
2	7	CHOI Wai Kit	2	5	3	10	0.50
3	3	CHAN Weng lo	1	7	1	9	0.25
4	11	IEONG I Kit	-	3	7	10	0.00
4	17	WONG Chon Hang	-	3	2	5	0.00
4	4	WONG Wai Hei	-	2	2	4	0.00
4	14	LEONG On Tek	-	2	1	3	0.00
	5	KAN Chou Pui	-	-	-	-	
	6	LAM Man Tek	-	-	-	-	
	9	LEONG Kuan Kin	-	-	-	-	
	13	CHIANG Sio Man	-	-	-	-	
	18	CHAN Ka Hei	-	-	-	-	
Team Totals			7	27	21	55	1.75

Scoring Service


Rk	No	Name	Aces	Faults	Serve Hits	Total Attempts	Avg by Set
1	17	WONG Chon Hang	1	3	13	17	0.25
2	4	WONG Wai Hei	-	1	14	15	0.00
2	11	IEONG I Kit	-	2	12	14	0.00
2	12	LAM Lok Hang	-	3	11	14	0.00
2	7	CHOI Wai Kit	-	1	12	13	0.00
2	3	CHAN Weng lo	-	-	12	12	0.00
2	5	KAN Chou Pui	-	1	3	4	0.00
2	9	LEONG Kuan Kin	-	-	1	1	0.00
2	14	LEONG On Tek	-	1	-	1	0.00
	6	LAM Man Tek	-	-	-	-	
	13	CHIANG Sio Man	-	-	-	-	
	18	CHAN Ka Hei	-	-	-	-	
Team Totals			1	12	78	91	0.25

Team

Opponent Errors & Team Faults	39
-------------------------------	----

Timing and Results provided by  TISSOT





Match No: 57

### Match Statistics

статистика

Match Duration: 1h 49m  
Attendance: 400

### MAC vs USA


1 3

Teams	Sets	1	2	3	4	Total
MAC	1	24	21	25	20	90
USA	3	26	25	17	25	93
	Playing Time	28m	26m	22m	24m	1h 40m

First Referee: PICANCO Paulo (BRA)

Second Referee: BERDNIKOV Maxim (RUS)

### MAC - Macau

Non-Scoring Dig


Rk	No	Name	Digs	Faults	Receptions	Total Attempts	Avg by Set
1	11	IEONG I Kit	4	3	10	17	1.00
2	4	WONG Wai Hei	3	2	4	9	0.75
3	18	CHAN Ka Hei	2	5	5	12	0.50
3	3	CHAN Weng lo	2	-	-	2	0.50
5	17	WONG Chon Hang	1	4	12	17	0.25
5	12	LAM Lok Hang	1	4	3	8	0.25
7	7	CHOI Wai Kit	-	1	6	7	0.00
7	5	KAN Chou Pui	-	1	3	4	0.00
7	13	CHIANG Sio Man	-	2	-	2	0.00
	6	LAM Man Tek	-	-	-	-	-
	9	LEONG Kuan Kin	-	-	-	-	-
	14	LEONG On Tek	-	-	-	-	-
<b>Team Totals</b>			13	22	43	78	3.25

Non-Scoring Set


Rk	No	Name	Running Sets	Faults	Still Sets	Total Attempts	Avg by Set
1	17	WONG Chon Hang	35	4	39	78	8.75
2	11	IEONG I Kit	3	-	8	11	0.75
3	7	CHOI Wai Kit	2	-	5	7	0.50
4	4	WONG Wai Hei	-	-	4	4	0.00
4	14	LEONG On Tek	-	-	2	2	0.00
4	12	LAM Lok Hang	-	-	1	1	0.00
4	13	CHIANG Sio Man	-	-	1	1	0.00
4	18	CHAN Ka Hei	-	-	1	1	0.00
	3	CHAN Weng lo	-	-	-	-	-
	5	KAN Chou Pui	-	-	-	-	-
	6	LAM Man Tek	-	-	-	-	-
	9	LEONG Kuan Kin	-	-	-	-	-
<b>Team Totals</b>			40	4	61	105	10.00

Non-Scoring Reception

<b>Limit</b> 25.00%

Rk	No	Name	Excellents	Faults	Serve Receptions	Total Attempts	Succ %
1	4	WONG Wai Hei	11	-	12	23	47.83
2	18	CHAN Ka Hei	4	1	13	18	22.22
	11	IEONG I Kit	3	1	10	14	
	5	KAN Chou Pui	4	-	1	5	
	12	LAM Lok Hang	-	-	4	4	
	13	CHIANG Sio Man	2	-	1	3	
	7	CHOI Wai Kit	-	-	1	1	
	3	CHAN Weng lo	-	-	-	-	
	6	LAM Man Tek	-	-	-	-	
	9	LEONG Kuan Kin	-	-	-	-	
	14	LEONG On Tek	-	-	-	-	
	17	WONG Chon Hang	-	-	-	-	
<b>Team Totals</b>			24	2	42	68	35.29



Match No: 57

### Match Statistics

статистика

Match Duration: 1h 49m  
Attendance: 400

### MAC vs USA

1 3

Teams	Sets	1	2	3	4	Total
MAC	1	24	21	25	20	90
USA	3	26	25	17	25	93
Playing Time		28m	26m	22m	24m	1h 40m

First Referee: PICANCO Paulo (BRA)


Second Referee: BERDNIKOV Maxim (RUS)

### USA - United States


Scoring Spike

Limit 15.00%

Rk	No	Name	Spikes	Faults	Shots	Total Attempts	Eff %
1	3	PELLETIER Michael	13	6	11	30	23.33
2	19	WOODS JR. Gregory	8	5	8	21	14.29
3	5	VEGA Luis	14	9	19	42	11.90
	17	O'LEARY James	8	-	6	14	
	14	FALCONE Gregory	5	1	5	11	
	12	PIEPER Keaton	1	-	3	4	
	15	QUESENBERRY Ryan	1	-	2	3	
	8	MASCOE Jason	1	-	-	1	
	9	LILLEY Ryan	-	-	-	-	
	16	JOHNSON Eric	-	-	-	-	
	18	FERRY Nicholas	-	-	-	-	
	20	BRAWN Eric	-	-	-	-	
Team Totals			51	21	54	126	23.81

Scoring Block


Rk	No	Name	Kill Blocks	Faults	Rebounds	Total Attempts	Avg by Set
1	14	FALCONE Gregory	3	9	4	16	0.75
1	12	PIEPER Keaton	3	3	3	9	0.75
3	5	VEGA Luis	2	3	1	6	0.50
4	3	PELLETIER Michael	1	3	2	6	0.25
4	19	WOODS JR. Gregory	1	1	-	2	0.25
6	17	O'LEARY James	-	3	3	6	0.00
6	8	MASCOE Jason	-	2	-	2	0.00
	9	LILLEY Ryan	-	-	-	-	
	15	QUESENBERRY Ryan	-	-	-	-	
	16	JOHNSON Eric	-	-	-	-	
	18	FERRY Nicholas	-	-	-	-	
	20	BRAWN Eric	-	-	-	-	
Team Totals			10	24	13	47	2.50

Scoring Service


Rk	No	Name	Aces	Faults	Serve Hits	Total Attempts	Avg by Set
1	12	PIEPER Keaton	1	1	14	16	0.25
1	3	PELLETIER Michael	1	5	7	13	0.25
3	5	VEGA Luis	-	4	12	16	0.00
3	14	FALCONE Gregory	-	3	12	15	0.00
3	19	WOODS JR. Gregory	-	6	9	15	0.00
3	17	O'LEARY James	-	3	9	12	0.00
3	8	MASCOE Jason	-	1	2	3	0.00
3	16	JOHNSON Eric	-	-	2	2	0.00
	9	LILLEY Ryan	-	-	-	-	
	15	QUESENBERRY Ryan	-	-	-	-	
	18	FERRY Nicholas	-	-	-	-	
	20	BRAWN Eric	-	-	-	-	
Team Totals			2	23	67	92	0.50

Team

Opponent Errors & Team Faults	30
-------------------------------	----

Timing and Results provided by  TISSOT



Match No: 57

### Match Statistics

статистика

Match Duration: 1h 49m  
Attendance: 400

### MAC vs USA


1 3

Teams	Sets	1	2	3	4	Total
MAC	1	24	21	25	20	90
USA	3	26	25	17	25	93
	Playing Time	28m	26m	22m	24m	1h 40m


First Referee: PICANCO Paulo (BRA)

Second Referee: BERDNIKOV Maxim (RUS)

### USA - United States

Non-Scoring Dig


Rk	No	Name	Digs	Faults	Receptions	Total Attempts	Avg by Set
1	3	PELLETIER Michael	5	3	7	15	1.25
1	18	FERRY Nicholas	5	3	6	14	1.25
3	19	WOODS JR. Gregory	4	3	7	14	1.00
3	9	LILLEY Ryan	4	2	4	10	1.00
5	5	VEGA Luis	2	-	5	7	0.50
6	12	PIEPER Keaton	-	3	4	7	0.00
6	17	O'LEARY James	-	1	2	3	0.00
6	16	JOHNSON Eric	-	2	1	3	0.00
6	14	FALCONE Gregory	-	2	-	2	0.00
	8	MASCOE Jason	-	-	-	-	-
	15	QUESENBERRY Ryan	-	-	-	-	-
	20	BRAWN Eric	-	-	-	-	-
<b>Team Totals</b>			20	19	36	75	5.00

Non-Scoring Set



Rk	No	Name	Running Sets	Faults	Still Sets	Total Attempts	Avg by Set
1	12	PIEPER Keaton	44	2	54	100	11.00
2	16	JOHNSON Eric	2	-	2	4	0.50
3	5	VEGA Luis	1	-	3	4	0.25
4	17	O'LEARY James	-	-	3	3	0.00
4	18	FERRY Nicholas	-	-	3	3	0.00
4	3	PELLETIER Michael	-	-	1	1	0.00
4	9	LILLEY Ryan	-	-	1	1	0.00
4	19	WOODS JR. Gregory	-	-	1	1	0.00
	8	MASCOE Jason	-	-	-	-	-
	14	FALCONE Gregory	-	-	-	-	-
	15	QUESENBERRY Ryan	-	-	-	-	-
	20	BRAWN Eric	-	-	-	-	-
<b>Team Totals</b>			47	2	68	117	11.75

Non-Scoring Reception

<b>Limit</b> 25.00%

Rk	No	Name	Excellents	Faults	Serve Receptions	Total Attempts	Succ %
1	18	FERRY Nicholas	13	-	12	25	52.00
2	5	VEGA Luis	13	-	14	27	48.15
	9	LILLEY Ryan	5	-	4	9	-
	19	WOODS JR. Gregory	3	1	4	8	-
	3	PELLETIER Michael	3	-	4	7	-
	8	MASCOE Jason	-	-	-	-	-
	12	PIEPER Keaton	-	-	-	-	-
	14	FALCONE Gregory	-	-	-	-	-
	15	QUESENBERRY Ryan	-	-	-	-	-
	16	JOHNSON Eric	-	-	-	-	-
	17	O'LEARY James	-	-	-	-	-
	20	BRAWN Eric	-	-	-	-	-
<b>Team Totals</b>			37	1	38	76	48.68

Avg	Eff%	Rk	Succ%
Average	Efficiency	Rank	Success %

Timing and Results provided by  TISSOT



Match No: 67

### Start List

Стартовый список

## CHN vs HKG

First Referee: RYABTSOV Alexander (RUS)

Second Referee: VANAVESKI Kristjan (EST)

### CHN - China

No.	C/L	Name	Shirt Name	Height m / ft in	Weight kg / lbs	Highest Reach		Date of Birth	Tournament Totals				
						Spike cm	Block cm		Spike	Block	Serve	Total	%
1		TANG Pishengyu		1.90/6'3"	85/187	340	320	13 APR 1995	24			24	8.48
2		LI Chenhao		1.94/6'4"	83/183	310	300	19 APR 1993	31	4	4	39	13.78
3		LIN Bo		1.99/6'6"	100/220	350	330	4 JUL 1988	20	12	4	36	12.72
4		CAO Hailun		1.94/6'4"	88/194	320	310	4 MAI 1993	60	7	6	73	25.80
5		WANG Yang		1.95/6'5"	85/187	335	320	28 FEB 1993	3			3	1.06
8	C	SUN Yubo		1.97/6'6"	110/243	330	320	3 MRZ 1990	17	8	3	28	9.89
9		WANG Xi		1.87/6'2"	87/192	330	320	11 JAN 1990	19		1	20	7.07
10		SUN Gongping		1.87/6'2"	85/187	330	320	12 JUL 1991	3	2		5	1.77
11		YUAN Huilong		1.98/6'6"	85/187	350	330	26 OKT 1993	39	11	4	54	19.08
12		KANG Long		1.93/6'4"	98/216	325	315	15 MAI 1988	1			1	0.35
18	L	XU Xin		1.88/6'2"	80/176	320	310	10 OKT 1992					
<b>Head Coach</b>			CHEN Xingbiao			<b>Assistant Coach</b>			SUN Guomin				

Results in this  
Universiade

Phase	Opponent	Sets	Points per Set
Preliminary	POL	0 - 3	19-25, 13-25, 10-25
Preliminary	BRA	0 - 3	15-25, 16-25, 18-25
Preliminary	SUI	1 - 3	30-28, 21-25, 18-25, 15-25
Preliminary	MAC	3 - 1	25-22, 25-14, 19-25, 25-8
Preliminary	AUS	0 - 3	20-25, 17-25, 18-25
Semifinals (17-20)	USA	3 - 1	25-14, 25-19, 23-25, 25-21

### HKG - Hong Kg, China


No.	C/L	Name	Shirt Name	Height m / ft in	Weight kg / lbs	Highest Reach		Date of Birth	Tournament Totals				
						Spike cm	Block cm		Spike	Block	Serve	Total	%
1		CHAN Kwong Kit	K. K. Chan	1.74/5'9"	62/137	305	285	26 NOV 1987	6	1		7	2.16
2	C	CHAN Tung Ping	T. P. Chan	1.85/6'1"	78/172	320	310	5 JAN 1990	21	2	2	25	7.72
3	L	WONG Ho Kiu	H. K. Wong	1.72/5'8"	67/148	315	310	4 SEP 1992					
4		LAM Long Hei	L. H. Lam	1.69/5'7"	65/143	285	280	7 NOV 1987	5	1	1	7	2.16
5		CHAN Alex Chi Wai	A.C.W. Chan	1.95/6'5"	87/192	330	310	18 APR 1993	111	12	5	128	39.51
6	L	NG Kin Pong Jonathan	K.P.J. Ng	1.68/5'6"	53/117	280	280	8 JUL 1987					
7		CHONG Kei Loi	K. L. Chong	1.86/6'1"	70/154	325	305	19 AUG 1988	29	5	2	36	11.11
8		YIK Chi Hin	C. H. Yik	1.95/6'5"	87/192	325	310	26 AUG 1991	11	10	3	24	7.41
9		CHUNG Wai Sze	W.S. Chung	1.86/6'1"	77/170	315	308	4 SEP 1991		1	1	2	0.62
10		LAM Kwok Cheung	K.C. Lam	1.89/6'2"	70/154	320	315	20 DEZ 1991	18	3	6	27	8.33
11		SIU Cheong Hung	C.H. Siu	1.90/6'3"	88/194	320	310	26 JAN 1993	55	6	5	66	20.37
12		WU Lok Kan	L.K. Wu	1.93/6'4"	76/168	325	315	22 JAN 1994	1		1	2	0.62
<b>Head Coach</b>			KIN TAT Chan										

Results in this  
Universiade

Phase	Opponent	Sets	Points per Set
Preliminary	BLR	0 - 3	17-25, 21-25, 10-25
Preliminary	RUS	0 - 3	24-26, 12-25, 15-25
Preliminary	KOR	0 - 3	16-25, 22-25, 14-25
Preliminary	USA	3 - 1	25-18, 27-29, 25-23, 25-20
Preliminary	EST	0 - 3	22-25, 18-25, 17-25
Quarterfinals (17-24)	MAC	3 - 0	25-14, 25-13, 25-14
Semifinals (17-20)	UAE	3 - 1	25-19, 25-22, 21-25, 25-22

LEGEND

% Percent of total team scoring    C Team Captain    L Libero Player

Timing and Results provided by  TISSOT



Match No: 67

### Match Results

Результат / Отчет о матче

Match Duration: 1h 43m  
Attendance: 680

## CHN vs HKG

3 1

Teams	Sets	1	2	3	4	Total
CHN	3	14	28	25	25	92
HKG	1	25	26	18	23	92
	Playing Time	17m	28m	23m	26m	1h 34m

First Referee: RYABTSOV Alexander (RUS)

Second Referee: VANAVESKI Kristjan (EST)


CHN - China									
No	C/L	Name	1	2	3	4	5	Pts	
1		TANG Pishengyu	3			4		1	
2		LI Chenhao	4		9	9		4	
3		LIN Bo	2	3	2	3		7	
4		CAO Hailun	4	4	3	4		16	
5		WANG Yang							
8	C	SUN Yubo	1	2	1	2		9	
9		WANG Xi		5	4	5		4	
10		SUN Gongping	6	1	6	1		2	
11		YUAN Huilong	5	6	5	6		17	
12		KANG Long							
18	L	XU Xin	L	L	L	L			
Head Coach		CHEN Xingbiao							
Assistant Coach		SUN Guomin							

HKG - Hong Kg, China									
No	C/L	Name	1	2	3	4	5	Pts	
1		CHAN Kwong Kit		7	5	7		2	
2	C	CHAN Tung Ping	6	6	6	6		4	
3	L	WONG Ho Kiu	L	L	L	L			
4		LAM Long Hei	1	1	1			2	
5		CHAN Alex Chi Wai	4	4	4	4		21	
6	L	NG Kin Pong Jonathan	L	L	L	L			
7		CHONG Kei Loi	5	5	1	5		9	
8		YIK Chi Hin	3	3	3			9	
9		CHUNG Wai Sze		4	4	1		1	
10		LAM Kwok Cheung			8	3		3	
11		SIU Cheong Hung	2	2	2	2		13	
12		WU Lok Kan							
Head Coach		KIN TAT Chan							

### TEAM AND PLAYER PERFORMANCES

Won	Total Atts	No Name	Scoring Skills	Won	Total Atts	No Name
52	104	Total Team	Spike	43	101	Total Team
15	29	4 CAO Hailun		18	39	5 CHAN Alex Chi Wai
14	22	11 YUAN Huilong		8	20	11 SIU Cheong Hung
8	18	8 SUN Yubo	Block	6	16	7 CHONG Kei Loi
6	50	Total Team		11	57	Total Team
2	13	11 YUAN Huilong		5	13	8 YIK Chi Hin
1	6	4 CAO Hailun	Serve	2	6	7 CHONG Kei Loi
1	12	8 SUN Yubo		2	9	5 CHAN Alex Chi Wai
2	90	Total Team		10	94	Total Team
1	18	11 YUAN Huilong	4	20	11 SIU Cheong Hung	
1	14	9 WANG Xi	2	4	1 CHAN Kwong Kit	
32		Total Team	1	17	8 YIK Chi Hin	
92	244	Total Team	Opp Error	28		Total Team
			Total	92	252	Total Team
17	53	11 YUAN Huilong	Best Scorer	21	62	5 CHAN Alex Chi Wai

LEGEND			
Atts	Attempts	C	Team Captain
L	Libero player	L	Substitute libero
n	Starting line-up where n = starting position on court (i.e. positions 1 to 6)	nn	Substitute where nn = jersey number of out going player
Opp	Opponent	Pts	Points scored

Timing and Results provided by  TISSOT





Match No: 67

### Match Statistics

статистика

Match Duration: 1h 43m  
Attendance: 680

### CHN vs HKG

3 1

Teams	Sets	1	2	3	4	Total
CHN	3	14	28	25	25	92
HKG	1	25	26	18	23	92
	Playing Time	17m	28m	23m	26m	1h 34m

First Referee: RYABTSOV Alexander (RUS)


Second Referee: VANAVESKI Kristijan (EST)

### CHN - China


Scoring Spike

Limit
15.00%

Rk	No	Name	Spikes	Faults	Shots	Total Attempts	Eff %
1	11	YUAN Huilong	14	2	6	22	54.55
2	4	CAO Hailun	15	7	7	29	27.59
3	8	SUN Yubo	8	5	5	18	16.67
	3	LIN Bo	6	3	2	11	
	2	LI Chenhao	4	2	2	8	
	1	TANG Pishengyu	1	2	4	7	
	9	WANG Xi	3	-	3	6	
	10	SUN Gongping	1	1	1	3	
	5	WANG Yang	-	-	-	-	
	12	KANG Long	-	-	-	-	
	18	XU Xin	-	-	-	-	
<b>Team Totals</b>			52	22	30	104	28.85

Scoring Block


Rk	No	Name	Kill Blocks	Faults	Rebounds	Total Attempts	Avg by Set
1	11	YUAN Huilong	2	6	5	13	0.50
2	8	SUN Yubo	1	6	5	12	0.25
2	3	LIN Bo	1	6	2	9	0.25
2	4	CAO Hailun	1	3	2	6	0.25
2	10	SUN Gongping	1	2	-	3	0.25
6	9	WANG Xi	-	4	2	6	0.00
6	1	TANG Pishengyu	-	-	1	1	0.00
	2	LI Chenhao	-	-	-	-	
	5	WANG Yang	-	-	-	-	
	12	KANG Long	-	-	-	-	
	18	XU Xin	-	-	-	-	
<b>Team Totals</b>			6	27	17	50	1.50

Scoring Service


Rk	No	Name	Aces	Faults	Serve Hits	Total Attempts	Avg by Set
1	11	YUAN Huilong	1	1	16	18	0.25
1	9	WANG Xi	1	1	12	14	0.25
3	8	SUN Yubo	-	2	18	20	0.00
3	4	CAO Hailun	-	4	8	12	0.00
3	3	LIN Bo	-	-	11	11	0.00
3	10	SUN Gongping	-	4	6	10	0.00
3	1	TANG Pishengyu	-	2	2	4	0.00
3	2	LI Chenhao	-	-	1	1	0.00
	5	WANG Yang	-	-	-	-	
	12	KANG Long	-	-	-	-	
	18	XU Xin	-	-	-	-	
<b>Team Totals</b>			2	14	74	90	0.50

Team
<b>Opponent Errors &amp; Team Faults</b>

32	1
----	---



Match No: 67

### Match Statistics

статистика

Match Duration: 1h 43m  
Attendance: 680

### CHN vs HKG


3 1

Teams	Sets	1	2	3	4	Total
CHN	3	14	28	25	25	92
HKG	1	25	26	18	23	92
	Playing Time	17m	28m	23m	26m	1h 34m


First Referee: RYABTSOV Alexander (RUS)

Second Referee: VANAVESKI Kristijan (EST)

### CHN - China

Non-Scoring Dig


Rk	No	Name	Digs	Faults	Receptions	Total Attempts	Avg by Set
1	8	SUN Yubo	1	4	12	17	0.25
1	4	CAO Hailun	1	1	6	8	0.25
3	18	XU Xin	-	1	8	9	0.00
3	10	SUN Gongping	-	5	4	9	0.00
3	9	WANG Xi	-	3	1	4	0.00
3	3	LIN Bo	-	-	3	3	0.00
3	1	TANG Pishengyu	-	-	2	2	0.00
3	11	YUAN Huilong	-	1	1	2	0.00
	2	LI Chenhao	-	-	-	-	-
	5	WANG Yang	-	-	-	-	-
	12	KANG Long	-	-	-	-	-
<b>Team Totals</b>			2	15	37	54	0.50

Non-Scoring Set


Rk	No	Name	Running Sets	Faults	Still Sets	Total Attempts	Avg by Set
1	10	SUN Gongping	45	1	43	89	11.25
2	8	SUN Yubo	3	-	3	6	0.75
3	4	CAO Hailun	1	1	1	3	0.25
4	1	TANG Pishengyu	-	-	1	1	0.00
4	2	LI Chenhao	-	-	1	1	0.00
4	9	WANG Xi	-	-	1	1	0.00
4	18	XU Xin	-	-	1	1	0.00
	3	LIN Bo	-	-	-	-	-
	5	WANG Yang	-	-	-	-	-
	11	YUAN Huilong	-	-	-	-	-
	12	KANG Long	-	-	-	-	-
<b>Team Totals</b>			49	2	51	102	12.25

Non-Scoring Reception

<b>Limit</b>
<b>25.00%</b>

Rk	No	Name	Excellents	Faults	Serve Receptions	Total Attempts	Succ %
1	18	XU Xin	6	3	11	20	30.00
2	8	SUN Yubo	5	2	28	35	14.29
	9	WANG Xi	-	1	17	18	-
	2	LI Chenhao	-	1	3	4	-
	4	CAO Hailun	-	2	1	3	-
	1	TANG Pishengyu	-	-	-	-	-
	3	LIN Bo	-	-	-	-	-
	5	WANG Yang	-	-	-	-	-
	10	SUN Gongping	-	-	-	-	-
	11	YUAN Huilong	-	-	-	-	-
	12	KANG Long	-	-	-	-	-
<b>Team Totals</b>			11	9	60	80	13.75



Match No: 67

### Match Statistics

статистика

Match Duration: 1h 43m  
Attendance: 680

### CHN vs HKG

3 1

Teams	Sets	1	2	3	4	Total
CHN	3	14	28	25	25	92
HKG	1	25	26	18	23	92
Playing Time		17m	28m	23m	26m	1h 34m

First Referee: RYABTSOV Alexander (RUS)


Second Referee: VANAVESKI Kristijan (EST)

### HKG - Hong Kg, China


Scoring Spike

Limit 15.00%

Rk	No	Name	Spikes	Faults	Shots	Total Attempts	Eff %
1	11	SIU Cheong Hung	8	4	8	20	20.00
2	5	CHAN Alex Chi Wai	18	12	9	39	15.38
3	7	CHONG Kei Loi	6	4	6	16	12.50
	2	CHAN Tung Ping	4	2	7	13	
	8	YIK Chi Hin	3	2	1	6	
	10	LAM Kwok Cheung	2	2	-	4	
	4	LAM Long Hei	2	-	-	2	
	1	CHAN Kwong Kit	-	-	1	1	
	3	WONG Ho Kiu	-	-	-	-	
	6	NG Kin Pong Jonathan	-	-	-	-	
	9	CHUNG Wai Sze	-	-	-	-	
	12	WU Lok Kan	-	-	-	-	
Team Totals			43	26	32	101	16.83

Scoring Block


Rk	No	Name	Kill Blocks	Faults	Rebounds	Total Attempts	Avg by Set
1	8	YIK Chi Hin	5	7	1	13	1.25
2	5	CHAN Alex Chi Wai	2	5	2	9	0.50
2	7	CHONG Kei Loi	2	2	2	6	0.50
4	10	LAM Kwok Cheung	1	2	2	5	0.25
4	11	SIU Cheong Hung	1	4	-	5	0.25
6	2	CHAN Tung Ping	-	12	2	14	0.00
6	9	CHUNG Wai Sze	-	2	1	3	0.00
6	4	LAM Long Hei	-	-	1	1	0.00
6	1	CHAN Kwong Kit	-	1	-	1	0.00
	3	WONG Ho Kiu	-	-	-	-	
	6	NG Kin Pong Jonathan	-	-	-	-	
	12	WU Lok Kan	-	-	-	-	
Team Totals			11	35	11	57	2.75

Scoring Service


Rk	No	Name	Aces	Faults	Serve Hits	Total Attempts	Avg by Set
1	11	SIU Cheong Hung	4	1	15	20	1.00
2	1	CHAN Kwong Kit	2	1	1	4	0.50
3	8	YIK Chi Hin	1	1	15	17	0.25
3	5	CHAN Alex Chi Wai	1	2	11	14	0.25
3	9	CHUNG Wai Sze	1	1	9	11	0.25
3	7	CHONG Kei Loi	1	1	6	8	0.25
7	2	CHAN Tung Ping	-	-	9	9	0.00
7	4	LAM Long Hei	-	1	8	9	0.00
7	10	LAM Kwok Cheung	-	2	-	2	0.00
	3	WONG Ho Kiu	-	-	-	-	
	6	NG Kin Pong Jonathan	-	-	-	-	
	12	WU Lok Kan	-	-	-	-	
Team Totals			10	10	74	94	2.50

Team

Opponent Errors & Team Faults	
	28

Timing and Results provided by  TISSOT



Match No: 67

### Match Statistics

статистика

Match Duration: 1h 43m  
Attendance: 680

### CHN vs HKG


3 1

Teams	Sets	1	2	3	4	Total
CHN	3	14	28	25	25	92
HKG	1	25	26	18	23	92
Playing Time		17m	28m	23m	26m	1h 34m

First Referee: RYABTSOV Alexander (RUS)

Second Referee: VANAVESKI Kristijan (EST)

### HKG - Hong Kg, China

Non-Scoring Dig


Rk	No	Name	Digs	Faults	Receptions	Total Attempts	Avg by Set
1	3	WONG Ho Kiu	3	4	3	10	0.75
2	4	LAM Long Hei	1	1	2	4	0.25
3	11	SIU Cheong Hung	-	5	6	11	0.00
3	5	CHAN Alex Chi Wai	-	2	5	7	0.00
3	7	CHONG Kei Loi	-	2	4	6	0.00
3	6	NG Kin Pong Jonathan	-	1	2	3	0.00
3	8	YIK Chi Hin	-	-	2	2	0.00
3	9	CHUNG Wai Sze	-	-	2	2	0.00
3	1	CHAN Kwong Kit	-	1	1	2	0.00
3	10	LAM Kwok Cheung	-	-	1	1	0.00
	2	CHAN Tung Ping	-	-	-	-	-
	12	WU Lok Kan	-	-	-	-	-
<b>Team Totals</b>			4	16	28	48	1.00

Non-Scoring Set



Rk	No	Name	Running Sets	Faults	Still Sets	Total Attempts	Avg by Set
1	4	LAM Long Hei	23	-	28	51	5.75
2	9	CHUNG Wai Sze	13	1	25	39	3.25
3	11	SIU Cheong Hung	2	-	1	3	0.50
4	3	WONG Ho Kiu	-	-	2	2	0.00
4	7	CHONG Kei Loi	-	-	1	1	0.00
	1	CHAN Kwong Kit	-	-	-	-	-
	2	CHAN Tung Ping	-	-	-	-	-
	5	CHAN Alex Chi Wai	-	-	-	-	-
	6	NG Kin Pong Jonathan	-	-	-	-	-
	8	YIK Chi Hin	-	-	-	-	-
	10	LAM Kwok Cheung	-	-	-	-	-
	12	WU Lok Kan	-	-	-	-	-
<b>Team Totals</b>			38	1	57	96	9.50

Non-Scoring Reception

<b>Limit</b> 25.00%

Rk	No	Name	Excellents	Faults	Serve Receptions	Total Attempts	Succ %
1	11	SIU Cheong Hung	9	-	16	25	36.00
2	6	NG Kin Pong Jonathan	9	1	17	27	33.33
	7	CHONG Kei Loi	1	1	7	9	
	1	CHAN Kwong Kit	-	-	8	8	
	5	CHAN Alex Chi Wai	-	-	3	3	
	2	CHAN Tung Ping	-	-	1	1	
	8	YIK Chi Hin	-	-	1	1	
	3	WONG Ho Kiu	-	-	-	-	
	4	LAM Long Hei	-	-	-	-	
	9	CHUNG Wai Sze	-	-	-	-	
	10	LAM Kwok Cheung	-	-	-	-	
	12	WU Lok Kan	-	-	-	-	
<b>Team Totals</b>			19	2	53	74	25.68

LEGEND Avg Average Eff% Efficiency Rk Rank Succ% Success %

Timing and Results provided by  TISSOT



Match No: 73

### Start List

Стартовый список

## BRA vs KOR

First Referee: OLEJNIK Vladimir (RUS)

Second Referee: ANTUSAK Jaromir (CZE)

### BRA - Brazil Yellow

No.	C/L	Name	Shirt Name	Height m / ft in	Weight kg / lbs	Highest Reach		Date of Birth	Tournament Totals				
						Spike cm	Block cm		Spike	Block	Serve	Total	%
1		JERONYMO Fabiano		1.84/6'0"	76/168	328	317	11 JUN 1986	6	4	1	11	2.91
2		SOARES Igor		1.87/6'2"	79/174	355	335	26 AUG 1990	9		2	11	2.91
3		CRUVINEL Renato		1.82/6'0"	75/165	310	295	16 NOV 1990			1	1	0.26
4		SILVA Hugo		1.97/6'6"	87/192	342	328	4 JUL 1990	12	3	2	17	4.50
5		SILVA Petrus		2.03/6'8"	96/212	345	330	5 MAY 1987	24	11	3	38	10.05
6		PERES Victor		1.90/6'3"	85/187	327	315	23 APR 1988	42	2	4	48	12.70
7	C	LIMA Lucas		2.00/6'7"	91/201	348	338	18 AUG 1989	28	18	3	49	12.96
8		SILVA Vivalde		2.00/6'7"	95/209	350	325	18 NOV 1990	42	2	6	50	13.23
9		PINHEIRO Leonardo		2.10/6'11"	103/227	360	335	9 FEB 1986	37	3	3	43	11.38
10		SILVA Alisson		2.08/6'10"	98/216	342	330	19 OCT 1987	14	8	6	28	7.41
11	L	MORAES Gian		1.70/5'7"	72/159	290	285	30 NOV 1988					
12		CIRQUERA Pablo		1.92/6'4"	93/205	340	325	2 DEC 1988	68	2	12	82	21.69
<b>Head Coach</b>			MARTINS Paulo			<b>Assistant Coach</b>			LUSTOSA Luiz Eduardo				

#### Results in this Universiade

Phase	Opponent	Sets	Points per Set
Preliminary	MAC	3 - 0	25-10, 25-11, 25-16
Preliminary	CHN	3 - 0	25-15, 25-16, 25-18
Preliminary	AUS	3 - 1	25-17, 28-26, 26-28, 25-13
Preliminary	SUI	3 - 1	25-23, 25-21, 21-25, 25-14
Preliminary	POL	0 - 3	25-27, 23-25, 17-25
Quarterfinals	RUS	0 - 3	19-25, 12-25, 14-25
Semifinals (5-8)	CZE	0 - 3	20-25, 20-25, 22-25


### KOR - Korea White

No.	C/L	Name	Shirt Name	Height m / ft in	Weight kg / lbs	Highest Reach		Date of Birth	Tournament Totals				
						Spike cm	Block cm		Spike	Block	Serve	Total	%
1		SONG Huichae	SONG, HUI-CHAE	1.92/6'4"	84/185	330	315	29 APR 1992	38	4	1	43	10.75
3		KWAK Myoungwoo	KWAK, MYOUNG-WOO	1.93/6'4"	75/165	330	316	8 APR 1991					
5	L	OH Jaeseong	OH, JAE-SEONG	1.75/5'9"	62/137	300	285	2 APR 1992					
6		LEE Mingyu	LEE, MIN-GYU	1.94/6'4"	78/172	321	309	3 DEC 1992	11	7	9	27	6.75
7	C	LEE Kangwon	LEE, KANG-WON	1.98/6'6"	91/201	334	320	5 MAY 1990	42	3		45	11.25
9		JIN Seongtae	JIN, SEONG-TAE	1.99/6'6"	87/192	333	320	3 FEB 1993	37	7	1	45	11.25
10		NA Gyeongbok	NA, GYEONG-BOK	1.99/6'6"	84/185	334	320	8 APR 1994	11	1	1	13	3.25
11		SONG Myunggeun	SONG, MYUNG-GEUN	1.97/6'6"	80/176	332	319	12 MAR 1993	74	8	1	83	20.75
15		KIM Myeongjin	KIM, MYEONG-JIN	2.00/6'7"	80/176	334	322	27 MAR 1991	52	3	1	56	14.00
16		SIM Kyoung-Sub	SIM, KYOUNG-SUB	1.97/6'6"	88/194	330	319	28 AUG 1991	31	2	1	34	8.50
17		PARK Jinwoo	PARK, JIN-WOO	1.98/6'6"	78/172	332	322	18 MAR 1990	31	9	2	42	10.50
18		KIM Kyumin	KIM, KYU-MIN	1.99/6'6"	92/203	331	319	28 DEC 1990	7	4	1	12	3.00
<b>Head Coach</b>			KIM Chanho			<b>Assistant Coach</b>			LEE Dongyoub				

#### Results in this Universiade

Phase	Opponent	Sets	Points per Set
Preliminary	RUS	0 - 3	21-25, 16-25, 20-25
Preliminary	EST	3 - 0	25-23, 26-24, 25-23
Preliminary	HKG	3 - 0	25-16, 25-22, 25-14
Preliminary	BLR	3 - 1	25-20, 24-26, 25-23, 25-17
Preliminary	USA	3 - 0	25-13, 25-14, 25-22
Quarterfinals	POL	2 - 3	25-22, 20-25, 25-23, 23-25, 20-22
Semifinals (5-8)	CAN	2 - 3	21-25, 25-15, 25-19, 16-25, 8-15

<b>LEGEND</b>	%	Percent of total team scoring	C	Team Captain	L	Libero Player
---------------	---	-------------------------------	---	--------------	---	---------------

Timing and Results provided by  TISSOT





Match No: 73

**Match Results**  
 Результат / Отчет о матче

Match Duration: 1h 56m  
 Attendance: 3200

**BRA vs KOR**  
 3 1

Teams	Sets	1	2	3	4	Total
BRA	3	25	25	30	25	105
KOR	1	16	22	32	21	91
	<b>Playing Time</b>	21m	27m	33m	26m	1h 47m

First Referee: OLEJNIK Vladimir (RUS)

Second Referee: ANTUSAK Jaromir (CZE)

BRA - Brazil								
No	C/L	Name	1	2	3	4	5	Pts
1		JERONYMO Fabiano	8	8	8	8		1
2		SOARES Igor						
3		CRUVINEL Renato	1	2	1	2		
4		SILVA Hugo	5	6	5	6		11
5		SILVA Petrus	3	4		10		10
6		PERES Victor	2	3	2	3		16
7	C	LIMA Lucas	6	1	6	1		13
8		SILVA Vivalde	4	5	4	5		11
9		PINHEIRO Leonardo	3	3	3	3		11
10		SILVA Alisson		5	3	4		7
11	L	MORAES Gian	L	L	L	L		
12		CIRQUERA Pablo				4		4
<b>Head Coach</b>		MARTINS Paulo						
<b>Assistant Coach</b>		LUSTOSA Luiz Eduardo						

KOR - Korea								
No	C/L	Name	1	2	3	4	5	Pts
1		SONG Huichae	4					2
3		KWAK Myoungwoo		1	6	1		3
5	L	OH Jaeseong	L	L	L	L		
6		LEE Mingyu	6					
7	C	LEE Kangwon						
9		JIN Seongtae	5					
10		NA Gyeongbok		4	3	4		14
11		SONG Myunggeun		2	1	2		16
15		KIM Myeongjin	3					4
16		SIM Kyoung-Sub	1	5	4	5		16
17		PARK Jinwoo	2	3	2	3		7
18		KIM Kyumin		6	5	6		7
<b>Head Coach</b>		KIM Chanho						
<b>Assistant Coach</b>		LEE Dongyoub						

**TEAM AND PLAYER PERFORMANCES**

Won	Total Atts	No Name
<b>58</b>	<b>108</b>	<b>Total Team</b>
14	22	6 PERES Victor
9	16	4 SILVA Hugo
8	12	7 LIMA Lucas
<b>16</b>	<b>85</b>	<b>Total Team</b>
4	14	5 SILVA Petrus
3	5	9 PINHEIRO Leonardo
3	26	7 LIMA Lucas
<b>10</b>	<b>104</b>	<b>Total Team</b>
2	12	7 LIMA Lucas
2	14	8 SILVA Vivalde
1	4	12 CIRQUERA Pablo
<b>21</b>		<b>Total Team</b>
<b>105</b>	<b>297</b>	<b>Total Team</b>
<b>16</b>	<b>45</b>	6 PERES Victor
<b>108 km/h</b>		12 CIRQUERA Pablo

Scoring Skills
<b>Spike</b>
<b>Block</b>
<b>Serve</b>
<b>Opp Error</b>
<b>Total</b>
<b>Best Scorer</b>
<b>Fastest Serve</b>

Won	Total Atts	No Name
<b>60</b>	<b>118</b>	<b>Total Team</b>
15	27	11 SONG Myunggeun
14	33	16 SIM Kyoung-Sub
11	21	10 NA Gyeongbok
<b>5</b>	<b>78</b>	<b>Total Team</b>
2	13	16 SIM Kyoung-Sub
1	5	3 KWAK Myoungwoo
1	13	10 NA Gyeongbok
<b>4</b>	<b>92</b>	<b>Total Team</b>
2	14	10 NA Gyeongbok
1	10	18 KIM Kyumin
1	16	11 SONG Myunggeun
<b>22</b>		<b>Total Team</b>
<b>91</b>	<b>288</b>	<b>Total Team</b>
<b>16</b>	<b>47</b>	11 SONG Myunggeun
<b>108 km/h</b>		11 SONG Myunggeun

LEGEND			
Atts	Attempts	C	Team Captain
L	Libero player	L	Substitute libero
n	Starting line-up where n = starting position on court (i.e. positions 1 to 6)	nn	Substitute where nn = jersey number of out going player
Opp	Opponent	Pts	Points scored

Timing and Results provided by TISSOT



MON 15 JUL 2013  
13:00  
14:56

Match No: 73

### Match Statistics

статистика

Match Duration: 1h 56m  
Attendance: 3200

### BRA vs KOR

3 1

Teams	Sets	1	2	3	4	Total
BRA	3	25	25	30	25	105
KOR	1	16	22	32	21	91
Playing Time		21m	27m	33m	26m	1h 47m

First Referee: OLEJNIK Vladimir (RUS)


Second Referee: ANTUSAK Jaromir (CZE)

### BRA - Brazil

Scoring Spike

Limit 15.00%

Rk	No	Name	Spikes	Faults	Shots	Total Attempts	Eff %
1	6	PERES Victor	14	2	6	22	54.55
2	8	SILVA Vivalde	8	6	13	27	7.41
	4	SILVA Hugo	9	3	4	16	
	7	LIMA Lucas	8	-	4	12	
	9	PINHEIRO Leonardo	7	-	2	9	
	5	SILVA Petrus	5	1	3	9	
	12	CIRQUERA Pablo	2	-	4	6	
	10	SILVA Alisson	4	1	1	6	
	1	JERONYMO Fabiano	1	-	-	1	
	2	SOARES Igor	-	-	-	-	
	3	CRUVINEL Renato	-	-	-	-	
	11	MORAES Gian	-	-	-	-	
Team Totals			58	13	37	108	41.67

Scoring Block


Rk	No	Name	Kill Blocks	Faults	Rebounds	Total Attempts	Avg by Set
1	5	SILVA Petrus	4	6	4	14	1.00
2	7	LIMA Lucas	3	15	8	26	0.75
2	9	PINHEIRO Leonardo	3	2	-	5	0.75
4	10	SILVA Alisson	2	9	4	15	0.50
5	4	SILVA Hugo	1	5	1	7	0.25
5	8	SILVA Vivalde	1	4	-	5	0.25
5	6	PERES Victor	1	2	1	4	0.25
5	12	CIRQUERA Pablo	1	1	-	2	0.25
9	3	CRUVINEL Renato	-	3	3	6	0.00
9	1	JERONYMO Fabiano	-	-	1	1	0.00
	2	SOARES Igor	-	-	-	-	
	11	MORAES Gian	-	-	-	-	
Team Totals			16	47	22	85	4.00

Scoring Service


Rk	No	Name	Aces	Faults	Serve Hits	Total Attempts	Avg by Set
1	8	SILVA Vivalde	2	3	9	14	0.50
1	7	LIMA Lucas	2	1	9	12	0.50
3	6	PERES Victor	1	1	17	19	0.25
3	5	SILVA Petrus	1	1	10	12	0.25
3	4	SILVA Hugo	1	3	7	11	0.25
3	10	SILVA Alisson	1	1	6	8	0.25
3	9	PINHEIRO Leonardo	1	1	5	7	0.25
3	12	CIRQUERA Pablo	1	-	3	4	0.25
9	3	CRUVINEL Renato	-	-	11	11	0.00
9	1	JERONYMO Fabiano	-	-	5	5	0.00
9	2	SOARES Igor	-	-	1	1	0.00
	11	MORAES Gian	-	-	-	-	
Team Totals			10	11	83	104	2.50

Team
Opponent Errors & Team Faults

Opponent Errors & Team Faults	21	1
-------------------------------	----	---

Timing and Results provided by  TISSOT



MON 15 JUL 2013  
13:00  
14:56

Match No: 73

### Match Statistics

статистика

Match Duration: 1h 56m  
Attendance: 3200

### BRA vs KOR


3 1

Teams	Sets	1	2	3	4	Total
BRA	3	25	25	30	25	105
KOR	1	16	22	32	21	91
Playing Time		21m	27m	33m	26m	1h 47m


First Referee: OLEJNIK Vladimir (RUS)

Second Referee: ANTUSAK Jaromir (CZE)

### BRA - Brazil

Non-Scoring Dig


Rk	No	Name	Digs	Faults	Receptions	Total Attempts	Avg by Set
1	11	MORAES Gian	7	3	2	12	1.75
2	6	PERES Victor	5	3	3	11	1.25
2	4	SILVA Hugo	5	1	4	10	1.25
4	1	JERONYMO Fabiano	1	1	2	4	0.25
4	7	LIMA Lucas	1	2	-	3	0.25
4	8	SILVA Vivalde	1	-	1	2	0.25
7	3	CRUVINEL Renato	-	2	2	4	0.00
7	10	SILVA Alisson	-	1	2	3	0.00
7	5	SILVA Petrus	-	-	2	2	0.00
7	9	PINHEIRO Leonardo	-	1	1	2	0.00
7	12	CIRQUERA Pablo	-	-	1	1	0.00
	2	SOARES Igor	-	-	-	-	-
<b>Team Totals</b>			20	14	20	54	5.00

Non-Scoring Set


Rk	No	Name	Running Sets	Faults	Still Sets	Total Attempts	Avg by Set
1	3	CRUVINEL Renato	36	1	35	72	9.00
2	1	JERONYMO Fabiano	17	-	8	25	4.25
3	6	PERES Victor	1	-	3	4	0.25
3	5	SILVA Petrus	1	-	1	2	0.25
5	4	SILVA Hugo	-	-	1	1	0.00
5	9	PINHEIRO Leonardo	-	-	1	1	0.00
5	11	MORAES Gian	-	-	1	1	0.00
5	7	LIMA Lucas	-	1	-	1	0.00
	2	SOARES Igor	-	-	-	-	-
	8	SILVA Vivalde	-	-	-	-	-
	10	SILVA Alisson	-	-	-	-	-
	12	CIRQUERA Pablo	-	-	-	-	-
<b>Team Totals</b>			55	2	50	107	13.75

Non-Scoring Reception

<b>Limit</b> 25.00%

Rk	No	Name	Excellents	Faults	Serve Receptions	Total Attempts	Succ %
1	6	PERES Victor	14	2	12	28	50.00
2	4	SILVA Hugo	11	1	11	23	47.83
	11	MORAES Gian	10	1	6	17	
	12	CIRQUERA Pablo	2	-	1	3	
	5	SILVA Petrus	-	-	2	2	
	7	LIMA Lucas	-	-	2	2	
	10	SILVA Alisson	1	-	1	2	
	3	CRUVINEL Renato	-	-	1	1	
	1	JERONYMO Fabiano	-	-	-	-	
	2	SOARES Igor	-	-	-	-	
	8	SILVA Vivalde	-	-	-	-	
	9	PINHEIRO Leonardo	-	-	-	-	
<b>Team Totals</b>			38	4	36	78	48.72



MON 15 JUL 2013  
13:00  
14:56

Match No: 73

Match Statistics  
статистика

Match Duration: 1h 56m  
Attendance: 3200

BRA vs KOR  
3 1

Teams	Sets	1	2	3	4	Total
BRA	3	25	25	30	25	105
KOR	1	16	22	32	21	91
	Playing Time	21m	27m	33m	26m	1h 47m

First Referee: OLEJNIK Vladimir (RUS)


Second Referee: ANTUSAK Jaromir (CZE)

KOR - Korea


Scoring Spike

Limit 15.00%

Rk	No	Name	Spikes	Faults	Shots	Total Attempts	Eff %
1	11	SONG Myunggeun	15	5	7	27	37.04
2	10	NA Gyeongbok	11	5	5	21	28.57
3	16	SIM Kyoung-Sub	14	6	13	33	24.24
	18	KIM Kyumin	6	4	2	12	
	17	PARK Jinwoo	6	-	3	9	
	15	KIM Myeongjin	4	2	2	8	
	1	SONG Huichae	2	1	1	4	
	3	KWAK Myoungwoo	2	-	1	3	
	9	JIN Seongtae	-	1	-	1	
	5	OH Jaeseong	-	-	-	-	
	6	LEE Mingyu	-	-	-	-	
	7	LEE Kangwon	-	-	-	-	
Team Totals			60	24	34	118	30.51

Scoring Block



Rk	No	Name	Kill Blocks	Faults	Rebounds	Total Attempts	Avg by Set
1	16	SIM Kyoung-Sub	2	7	4	13	0.50
2	17	PARK Jinwoo	1	11	5	17	0.25
2	10	NA Gyeongbok	1	6	6	13	0.25
2	3	KWAK Myoungwoo	1	1	3	5	0.25
5	18	KIM Kyumin	-	12	2	14	0.00
5	9	JIN Seongtae	-	4	2	6	0.00
5	11	SONG Myunggeun	-	4	-	4	0.00
5	1	SONG Huichae	-	1	1	2	0.00
5	15	KIM Myeongjin	-	1	1	2	0.00
5	6	LEE Mingyu	-	2	-	2	0.00
	5	OH Jaeseong	-	-	-	-	
	7	LEE Kangwon	-	-	-	-	
Team Totals			5	49	24	78	1.25

Scoring Service


Rk	No	Name	Aces	Faults	Serve Hits	Total Attempts	Avg by Set
1	10	NA Gyeongbok	2	3	9	14	0.50
2	11	SONG Myunggeun	1	1	14	16	0.25
2	18	KIM Kyumin	1	-	9	10	0.25
4	17	PARK Jinwoo	-	3	15	18	0.00
4	16	SIM Kyoung-Sub	-	4	9	13	0.00
4	3	KWAK Myoungwoo	-	-	10	10	0.00
4	15	KIM Myeongjin	-	-	4	4	0.00
4	1	SONG Huichae	-	1	2	3	0.00
4	9	JIN Seongtae	-	-	2	2	0.00
4	6	LEE Mingyu	-	1	1	2	0.00
	5	OH Jaeseong	-	-	-	-	
	7	LEE Kangwon	-	-	-	-	
Team Totals			4	13	75	92	1.00

Team

Opponent Errors & Team Faults	22
-------------------------------	----

Timing and Results provided by  TISSOT



MON 15 JUL 2013  
13:00  
14:56

Match No: 73

### Match Statistics

статистика

Match Duration: 1h 56m  
Attendance: 3200


**BRA vs KOR**  
3 1


Teams	Sets	1	2	3	4	Total
BRA	3	25	25	30	25	105
KOR	1	16	22	32	21	91
Playing Time		21m	27m	33m	26m	1h 47m


First Referee: OLEJNIK Vladimir (RUS)

Second Referee: ANTUSAK Jaromir (CZE)


### KOR - Korea

Non-Scoring Dig		Rk	No	Name	Digs	Faults	Receptions	Total Attempts	Avg by Set	
		1	11	SONG Myunggeun	6	1	2	9	1.50	
		2	5	OH Jaeseong	5	3	4	12	1.25	
		3	10	NA Gyeongbok	4	2	4	10	1.00	
		4	3	KWAK Myoungwoo	2	1	2	5	0.50	
		5	16	SIM Kyoung-Sub	1	2	5	8	0.25	
		6	1	SONG Huichae	-	1	1	2	0.00	
		6	18	KIM Kyumin	-	-	1	1	0.00	
		6	15	KIM Myeongjin	-	1	-	1	0.00	
		6		LEE Mingyu	-	-	-	-	-	
		7		LEE Kangwon	-	-	-	-	-	
		9		JIN Seongtae	-	-	-	-	-	
		17		PARK Jinwoo	-	-	-	-	-	
	<b>Team Totals</b>					18	11	19	48	4.50

Non-Scoring Set		Rk	No	Name	Running Sets	Faults	Still Sets	Total Attempts	Avg by Set	
		1	3	KWAK Myoungwoo	39	-	41	80	9.75	
		2	6	LEE Mingyu	12	-	9	21	3.00	
		3	10	NA Gyeongbok	1	-	1	2	0.25	
		3	11	SONG Myunggeun	1	-	1	2	0.25	
		3	18	KIM Kyumin	1	-	1	2	0.25	
		6	5	OH Jaeseong	-	-	3	3	0.00	
		6	17	PARK Jinwoo	-	-	1	1	0.00	
		1		SONG Huichae	-	-	-	-	-	
		7		LEE Kangwon	-	-	-	-	-	
		9		JIN Seongtae	-	-	-	-	-	
		15		KIM Myeongjin	-	-	-	-	-	
		16		SIM Kyoung-Sub	-	-	-	-	-	
	<b>Team Totals</b>					54		57	111	13.50

Non-Scoring Reception		Rk	No	Name	Excellents	Faults	Serve Receptions	Total Attempts	Succ %	
		1	5	OH Jaeseong	13	3	19	35	37.14	
		2	16	SIM Kyoung-Sub	10	4	22	36	27.78	
		1		SONG Huichae	7	1	6	14		
		11		SONG Myunggeun	1	2	2	5		
		15		KIM Myeongjin	1	-	-	1		
		3		KWAK Myoungwoo	-	-	-	-		
		6		LEE Mingyu	-	-	-	-		
		7		LEE Kangwon	-	-	-	-		
		9		JIN Seongtae	-	-	-	-		
		10		NA Gyeongbok	-	-	-	-		
		17		PARK Jinwoo	-	-	-	-		
		18		KIM Kyumin	-	-	-	-		
	<b>Team Totals</b>					32	10	49	91	35.16

LEGEND									
Avg	Eff%	Rk	Succ%						
Average	Efficiency	Rank	Success %						

Timing and Results provided by  TISSOT





Match No: 71

### Start List

Стартовый список

## LAT vs CHI

First Referee: ALNOAMAN Salem Abu Baker (UAE)

Second Referee: HOSEIN Azad Khayyam (CAN)

### LAT - Latvia Blue

No.	C/L	Name	Shirt Name	Height m / ft in	Weight kg / lbs	Highest Reach		Date of Birth	Tournament Totals					
						Spike cm	Block cm		Spike	Block	Serve	Total	%	
1		JANSONS Martins		1.87/6'2"	82/181	325	315	10 MAR 1991						
3		VISOCKIS Vladimirs		1.95/6'5"	89/196	335	320	17 JUN 1994						
4		LIEPINS Janis		2.00/6'7"	98/216	312	332	19 FEB 1992	21	9	2	32	11.81	
6		VORONKO Eriks		1.94/6'4"	86/190	336	321	31 DEC 1990	41	5	3	49	18.08	
8	L	NIKOLAJEVs Sergejs		1.91/6'3"	85/187	325	315	8 FEB 1986						
9		TOCS Edgars		1.93/6'4"	88/194	345	330	29 NOV 1988	70	4	2	76	28.04	
10		LAVRENOVS Dmitrijs		1.93/6'4"	81/179	325	320	12 AUG 1990						
11	C	PETROVS Deniss		1.88/6'2"	81/179	330	320	31 AUG 1986	8	2	6	16	5.90	
13		CINNE Vitalijs		1.90/6'3"	96/212	335	320	2 AUG 1989	21	4	1	26	9.59	
14		ZAVOROTNIJS Andrejs		1.95/6'5"	93/205	337	328	23 JUL 1985	33	3	4	40	14.76	
15		SAMUILOVS Aleksandrs		2.00/6'7"	98/216	345	335	26 AUG 1989	7	1		8	2.95	
17		AVDEJEVS Aleksandrs		1.98/6'6"	89/196	340	325	28 APR 1995	18	4	2	24	8.86	

Head Coach SAVICKIS Edgars

Assistant Coach LAKSA Ella

#### Results in this Universiade

Phase	Opponent	Sets	Points per Set
Preliminary	UKR	0 - 3	19-25, 20-25, 14-25
Preliminary	JPN	0 - 3	17-25, 12-25, 25-27
Preliminary	THA	3 - 2	25-18, 23-25, 25-22, 18-25, 15-10
Quarterfinals (9-16)	MEX	3 - 1	25-19, 25-20, 20-25, 25-21
Semifinals (9-12)	BLR	1 - 3	25-23, 17-25, 20-25, 20-25

### CHI - Chile White

No.	C/L	Name	Shirt Name	Height m / ft in	Weight kg / lbs	Highest Reach		Date of Birth	Tournament Totals				
						Spike cm	Block cm		Spike	Block	Serve	Total	%
1		PARRAGUIRRE Vicente	PARRAGUIRRE	1.90/6'3"	88/194	325	310	14 OCT 1994	97	4	16	117	32.50
2		SALINAS Rodrigo	SALINAS	1.85/6'1"	78/172	315	305	6 MAY 1991	4		1	5	1.39
3		PARRAGUIRRE Tomas	PARRAGUIRRE	1.92/6'4"	90/198	320	310	1 MAR 1991	45	9	2	56	15.56
4		CACERES Carlos	CACERES	1.85/6'1"	85/187	305	290	18 FEB 1989	2	3	1	6	1.67
5	C	PARRAGUIRRE Matias	PARRAGUIRRE	1.95/6'5"	98/216	310	300	2 JUL 1987	49	4		53	14.72
6		FRAZZONI Roberto	FRAZZONI	1.88/6'2"	78/172	310	295	28 SEP 1992	2	3		5	1.39
7	L	PAPAGALLO Felipe	PAPAGALLO	1.78/5'10"	75/165	295	280	11 AUG 1991		1		1	0.28
8		GONZALEZ Christian	GONZALEZ	1.80/5'11"	75/165	270	250	1 APR 1991					
9		LOPEZ Cristobal	LOPEZ	1.90/6'3"	89/196	310	305	26 SEP 1989	34	8	1	43	11.94
10		VALENZUELA Diego	VALENZUELA	1.85/6'1"	78/172	305	300	7 FEB 1991					
11		RILLING Alan	RILLING	1.80/5'11"	82/181	320	308	5 NOV 1987	54	8	5	67	18.61
13		GOMEZ Felipe	GOMEZ	1.90/6'3"	87/192	310	305	23 NOV 1992	5	2		7	1.94

Head Coach SERRANO Claudio


Assistant Coach LOPEZ Igor

#### Results in this Universiade

Phase	Opponent	Sets	Points per Set
Preliminary	MEX	1 - 3	22-25, 20-25, 25-19, 22-25
Preliminary	CAN	3 - 1	25-20, 19-25, 25-17, 25-22
Preliminary	CZE	0 - 3	23-25, 20-25, 22-25
Preliminary	UAE	3 - 0	26-24, 25-20, 25-18
Quarterfinals (9-16)	THA	3 - 1	25-17, 25-22, 21-25, 25-21
Semifinals (9-12)	EST	1 - 3	18-25, 16-25, 25-23, 20-25

#### LEGEND

% Percent of total team scoring    C Team Captain    L Libero Player

Timing and Results provided by  TISSOT



Match No: 71

### Match Results

Результат / Отчет о матче

Match Duration: 1h 18m  
Attendance: 920

**LAT vs CHI**  
**3 0**

Teams	Sets	1	2	3	Total
LAT	3	25	25	25	75
CHI	0	21	16	23	60
Playing Time		23m	22m	28m	1h 13m

First Referee: ALNOAMAN Salem Abu Baker (UAE)

Second Referee: HOSEIN Azad Khayyam (CAN)

LAT - Latvia									
No	C/L	Name	1	2	3	4	5	Pts	
1		JANSONS Martins							
3		VISOCKIS Vladimirs	4	4					
4		LIEPINS Janis	5	5	5			7	
6		VORONKO Eriks	1	1	1			7	
8	L	NIKOLAJEVs Sergejs	L	L	L				
9		TOCS Edgars	6	6	6			18	
10		LAVRENOVS Dmitrijs							
11	C	PETROVS Deniss	3	3	3			5	
13		CINNE Vitalijs	4	4	4			13	
14		ZAVOROTNIJS Andrejs	2	2	2			5	
15		SAMUILOVS Aleksandrs	9						
17		AVDEJEVS Aleksandrs							
Head Coach		SAVICKIS Edgars							
Assistant Coach		LAKSA Ella							

CHI - Chile									
No	C/L	Name	1	2	3	4	5	Pts	
1		PARRAGUIRRE Vicente	6	5	6			13	
2		SALINAS Rodrigo	4	11	5			9	
3		PARRAGUIRRE Tomas	1	6	1			3	
4		CACERES Carlos	2	1					
5	C	PARRAGUIRRE Matias	3	2	3			8	
6		FRAZZONI Roberto	11	4	2			1	
7	L	PAPAGALLO Felipe	L	L	L				
8		GONZALEZ Christian							
9		LOPEZ Cristobal	4					1	
10		VALENZUELA Diego							
11		RILLING Alan	5	4				8	
13		GOMEZ Felipe		3	4			3	
Head Coach		SERRANO Claudio							
Assistant Coach		LOPEZ Igor							


### TEAM AND PLAYER PERFORMANCES

Won	Total Atts	No Name
45	91	<b>Total Team</b>
15	32	9 TOCS Edgars
11	19	13 CINNE Vitalijs
7	15	6 VORONKO Eriks
7	49	<b>Total Team</b>
3	5	9 TOCS Edgars
2	11	11 PETROVS Deniss
1	10	14 ZAVOROTNIJS Andrejs
3	74	<b>Total Team</b>
2	14	13 CINNE Vitalijs
1	18	11 PETROVS Deniss
20		<b>Total Team</b>
75	214	<b>Total Team</b>
18	43	9 TOCS Edgars

Scoring Skills
<b>Spike</b>
<b>Block</b>
<b>Serve</b>
<b>Opp Error</b>
<b>Total</b>
<b>Best Scorer</b>

Won	Total Atts	No Name
41	98	<b>Total Team</b>
12	25	1 PARRAGUIRRE Vicente
8	16	2 SALINAS Rodrigo
7	16	11 RILLING Alan
2	34	<b>Total Team</b>
1	4	2 SALINAS Rodrigo
1	5	5 PARRAGUIRRE Matias
3	60	<b>Total Team</b>
1	10	5 PARRAGUIRRE Matias
1	8	11 RILLING Alan
1	9	1 PARRAGUIRRE Vicente
14		<b>Total Team</b>
60	192	<b>Total Team</b>
13	38	1 PARRAGUIRRE Vicente

LEGEND	
Atts	Attempts
L	Libero player
n	Starting line-up where n = starting position on court (i.e. positions 1 to 6)
Opp	Opponent
C	Team Captain
L	Substitute libero
nn	Substitute where nn = jersey number of out going player
Pts	Points scored

Timing and Results provided by  TISSOT



Match No: 71

### Match Statistics

статистика

Match Duration: 1h 18m  
Attendance: 920

LAT vs CHI  
3 0

Teams	Sets	1	2	3	Total
LAT	3	25	25	25	75
CHI	0	21	16	23	60
Playing Time		23m	22m	28m	1h 13m

First Referee: ALNOAMAN Salem Abu Baker (UAE)


Second Referee: HOSEIN Azad Khayyam (CAN)

### LAT - Latvia


Scoring Spike

Limit 15.00%

Rk	No	Name	Spikes	Faults	Shots	Total Attempts	Eff %
1	13	CINNE Vitalijs	11	2	6	19	47.37
2	9	TOCS Edgars	15	3	14	32	37.50
3	6	VORONKO Eriks	7	2	6	15	33.33
	4	LIEPINS Janis	6	-	4	10	
	14	ZAVOROTNIJS Andrejs	4	-	4	8	
	11	PETROVS Deniss	2	-	4	6	
	15	SAMUILOVS Aleksandrs	-	1	-	1	
	1	JANSONS Martins	-	-	-	-	
	3	VISOCKIS Vladimirs	-	-	-	-	
	8	NIKOLAJEVs Sergejs	-	-	-	-	
	10	LAVRENOVS Dmitrijs	-	-	-	-	
	17	AVDEJEVS Aleksandrs	-	-	-	-	
<b>Team Totals</b>			45	8	38	91	40.66

Scoring Block


Rk	No	Name	Kill Blocks	Faults	Rebounds	Total Attempts	Avg by Set
1	9	TOCS Edgars	3	1	1	5	1.00
2	11	PETROVS Deniss	2	6	3	11	0.67
3	4	LIEPINS Janis	1	8	6	15	0.33
3	14	ZAVOROTNIJS Andrejs	1	5	4	10	0.33
5	13	CINNE Vitalijs	-	3	3	6	0.00
5	6	VORONKO Eriks	-	2	-	2	0.00
	1	JANSONS Martins	-	-	-	-	
	3	VISOCKIS Vladimirs	-	-	-	-	
	8	NIKOLAJEVs Sergejs	-	-	-	-	
	10	LAVRENOVS Dmitrijs	-	-	-	-	
	15	SAMUILOVS Aleksandrs	-	-	-	-	
	17	AVDEJEVS Aleksandrs	-	-	-	-	
<b>Team Totals</b>			7	25	17	49	2.33

Scoring Service


Rk	No	Name	Aces	Faults	Serve Hits	Total Attempts	Avg by Set
1	13	CINNE Vitalijs	2	-	12	14	0.67
2	11	PETROVS Deniss	1	1	16	18	0.33
3	14	ZAVOROTNIJS Andrejs	-	1	14	15	0.00
3	6	VORONKO Eriks	-	1	9	10	0.00
3	4	LIEPINS Janis	-	2	6	8	0.00
3	9	TOCS Edgars	-	2	4	6	0.00
3	3	VISOCKIS Vladimirs	-	-	3	3	0.00
	1	JANSONS Martins	-	-	-	-	
	8	NIKOLAJEVs Sergejs	-	-	-	-	
	10	LAVRENOVS Dmitrijs	-	-	-	-	
	15	SAMUILOVS Aleksandrs	-	-	-	-	
	17	AVDEJEVS Aleksandrs	-	-	-	-	
<b>Team Totals</b>			3	7	64	74	1.00

Team

Opponent Errors & Team Faults	20
-------------------------------	----

Timing and Results provided by  TISSOT



Match No: 71

### Match Statistics

статистика

Match Duration: 1h 18m  
Attendance: 920


LAT vs CHI  
3 0

Teams	Sets	1	2	3	Total
LAT	3	25	25	25	75
CHI	0	21	16	23	60
Playing Time		23m	22m	28m	1h 13m

First Referee: ALNOAMAN Salem Abu Baker (UAE)

Second Referee: HOSEIN Azad Khayyam (CAN)

### LAT - Latvia

Non-Scoring Dig


Rk	No	Name	Digs	Faults	Receptions	Total Attempts	Avg by Set
1	11	PETROVS Deniss	4	1	8	13	1.33
2	6	VORONKO Eriks	3	-	2	5	1.00
3	8	NIKOLAJEVs Sergejs	2	1	6	9	0.67
4	13	CINNE Vitalijs	1	3	4	8	0.33
5	9	TOCS Edgars	-	-	6	6	0.00
5	14	ZAVOROTNIJS Andrejs	-	-	2	2	0.00
5	4	LIEPINS Janis	-	-	1	1	0.00
	1	JANSONS Martins	-	-	-	-	
	3	VISOCKIS Vladimirs	-	-	-	-	
	10	LAVRENOVS Dmitrijs	-	-	-	-	
	15	SAMUILOVS Aleksandrs	-	-	-	-	
	17	AVDEJEVS Aleksandrs	-	-	-	-	
<b>Team Totals</b>			10	5	29	44	3.33

Non-Scoring Set


Rk	No	Name	Running Sets	Faults	Still Sets	Total Attempts	Avg by Set
1	11	PETROVS Deniss	35	-	32	67	11.67
2	8	NIKOLAJEVs Sergejs	1	-	4	5	0.33
2	4	LIEPINS Janis	1	-	2	3	0.33
2	3	VISOCKIS Vladimirs	1	-	-	1	0.33
2	9	TOCS Edgars	1	-	-	1	0.33
2	14	ZAVOROTNIJS Andrejs	1	-	-	1	0.33
7	6	VORONKO Eriks	-	-	3	3	0.00
7	13	CINNE Vitalijs	-	-	3	3	0.00
	1	JANSONS Martins	-	-	-	-	
	10	LAVRENOVS Dmitrijs	-	-	-	-	
	15	SAMUILOVS Aleksandrs	-	-	-	-	
	17	AVDEJEVS Aleksandrs	-	-	-	-	
<b>Team Totals</b>			40		44	84	13.33

Non-Scoring Reception

<b>Limit</b> 25.00%

Rk	No	Name	Excellents	Faults	Serve Receptions	Total Attempts	Succ %
1	8	NIKOLAJEVs Sergejs	1	-	15	16	6.25
2	6	VORONKO Eriks	1	-	20	21	4.76
	13	CINNE Vitalijs	1	1	10	12	
	1	JANSONS Martins	-	-	-	-	
	3	VISOCKIS Vladimirs	-	-	-	-	
	4	LIEPINS Janis	-	-	-	-	
	9	TOCS Edgars	-	-	-	-	
	10	LAVRENOVS Dmitrijs	-	-	-	-	
	11	PETROVS Deniss	-	-	-	-	
	14	ZAVOROTNIJS Andrejs	-	-	-	-	
	15	SAMUILOVS Aleksandrs	-	-	-	-	
	17	AVDEJEVS Aleksandrs	-	-	-	-	
<b>Team Totals</b>			3	1	45	49	6.12



Match No: 71

### Match Statistics

статистика

Match Duration: 1h 18m  
Attendance: 920

LAT vs CHI  
3 0

Teams	Sets	1	2	3	Total
LAT	3	25	25	25	75
CHI	0	21	16	23	60
Playing Time		23m	22m	28m	1h 13m

First Referee: ALNOAMAN Salem Abu Baker (UAE)


Second Referee: HOSEIN Azad Khayyam (CAN)

### CHI - Chile


Scoring Spike

Limit 15.00%

Rk	No	Name	Spikes	Faults	Shots	Total Attempts	Eff %
1	2	SALINAS Rodrigo	8	2	6	16	37.50
2	1	PARRAGUIRRE Vicente	12	6	7	25	24.00
2	5	PARRAGUIRRE Matias	6	2	9	17	23.53
4	11	RILLING Alan	7	6	3	16	6.25
	3	PARRAGUIRRE Tomas	3	-	6	9	
	13	GOMEZ Felipe	3	1	4	8	
	9	LOPEZ Cristobal	1	-	4	5	
	6	FRAZZONI Roberto	1	-	-	1	
	7	PAPAGALLO Felipe	-	-	1	1	
	4	CACERES Carlos	-	-	-	-	
	8	GONZALEZ Christian	-	-	-	-	
	10	VALENZUELA Diego	-	-	-	-	
<b>Team Totals</b>			41	17	40	98	24.49

Scoring Block


Rk	No	Name	Kill Blocks	Faults	Rebounds	Total Attempts	Avg by Set
1	5	PARRAGUIRRE Matias	1	2	2	5	0.33
1	2	SALINAS Rodrigo	1	1	2	4	0.33
3	3	PARRAGUIRRE Tomas	-	4	4	8	0.00
3	13	GOMEZ Felipe	-	1	6	7	0.00
3	1	PARRAGUIRRE Vicente	-	2	2	4	0.00
3	6	FRAZZONI Roberto	-	1	1	2	0.00
3	9	LOPEZ Cristobal	-	1	1	2	0.00
3	4	CACERES Carlos	-	-	1	1	0.00
3	11	RILLING Alan	-	1	-	1	0.00
	7	PAPAGALLO Felipe	-	-	-	-	
	8	GONZALEZ Christian	-	-	-	-	
	10	VALENZUELA Diego	-	-	-	-	
<b>Team Totals</b>			2	13	19	34	0.67

Scoring Service


Rk	No	Name	Aces	Faults	Serve Hits	Total Attempts	Avg by Set
1	5	PARRAGUIRRE Matias	1	1	8	10	0.33
1	1	PARRAGUIRRE Vicente	1	4	4	9	0.33
1	11	RILLING Alan	1	2	5	8	0.33
4	3	PARRAGUIRRE Tomas	-	-	10	10	0.00
4	13	GOMEZ Felipe	-	-	6	6	0.00
4	4	CACERES Carlos	-	-	5	5	0.00
4	6	FRAZZONI Roberto	-	-	5	5	0.00
4	2	SALINAS Rodrigo	-	1	3	4	0.00
4	9	LOPEZ Cristobal	-	1	2	3	0.00
	7	PAPAGALLO Felipe	-	-	-	-	
	8	GONZALEZ Christian	-	-	-	-	
	10	VALENZUELA Diego	-	-	-	-	
<b>Team Totals</b>			3	9	48	60	1.00

Team

Opponent Errors & Team Faults	14
-------------------------------	----

Timing and Results provided by  TISSOT





Match No: 71

### Match Statistics

статистика

Match Duration: 1h 18m  
Attendance: 920


LAT vs CHI  
3 0

Teams	Sets	1	2	3	Total
LAT	3	25	25	25	75
CHI	0	21	16	23	60
Playing Time		23m	22m	28m	1h 13m


First Referee: ALNOAMAN Salem Abu Baker (UAE)

Second Referee: HOSEIN Azad Khayyam (CAN)

### CHI - Chile

Non-Scoring Dig


Rk	No	Name	Digs	Faults	Receptions	Total Attempts	Avg by Set
1	7	PAPAGALLO Felipe	2	4	10	16	0.67
2	11	RILLING Alan	1	-	1	2	0.33
3	5	PARRAGUIRRE Matias	-	2	9	11	0.00
3	1	PARRAGUIRRE Vicente	-	2	5	7	0.00
3	2	SALINAS Rodrigo	-	1	4	5	0.00
3	13	GOMEZ Felipe	-	-	3	3	0.00
3	3	PARRAGUIRRE Tomas	-	2	1	3	0.00
3	4	CACERES Carlos	-	2	1	3	0.00
3	6	FRAZZONI Roberto	-	1	1	2	0.00
	8	GONZALEZ Christian	-	-	-	-	-
	9	LOPEZ Cristobal	-	-	-	-	-
	10	VALENZUELA Diego	-	-	-	-	-
<b>Team Totals</b>			3	14	35	52	1.00

Non-Scoring Set


Rk	No	Name	Running Sets	Faults	Still Sets	Total Attempts	Avg by Set
1	4	CACERES Carlos	20	1	28	49	6.67
2	6	FRAZZONI Roberto	17	-	17	34	5.67
3	3	PARRAGUIRRE Tomas	1	-	1	2	0.33
3	11	RILLING Alan	1	-	1	2	0.33
5	13	GOMEZ Felipe	-	-	3	3	0.00
5	7	PAPAGALLO Felipe	-	-	2	2	0.00
5	1	PARRAGUIRRE Vicente	-	-	1	1	0.00
5	2	SALINAS Rodrigo	-	-	1	1	0.00
	5	PARRAGUIRRE Matias	-	-	-	-	-
	8	GONZALEZ Christian	-	-	-	-	-
	9	LOPEZ Cristobal	-	-	-	-	-
	10	VALENZUELA Diego	-	-	-	-	-
<b>Team Totals</b>			39	1	54	94	13.00

Non-Scoring Reception

<b>Limit</b> 25.00%

Rk	No	Name	Excellents	Faults	Serve Receptions	Total Attempts	Succ %
1	1	PARRAGUIRRE Vicente	7	-	6	13	53.85
2	5	PARRAGUIRRE Matias	9	-	13	22	40.91
3	7	PAPAGALLO Felipe	7	-	19	26	26.92
	13	GOMEZ Felipe	-	-	1	1	-
	4	CACERES Carlos	-	1	-	1	-
	2	SALINAS Rodrigo	-	-	-	-	-
	3	PARRAGUIRRE Tomas	-	-	-	-	-
	6	FRAZZONI Roberto	-	-	-	-	-
	8	GONZALEZ Christian	-	-	-	-	-
	9	LOPEZ Cristobal	-	-	-	-	-
	10	VALENZUELA Diego	-	-	-	-	-
	11	RILLING Alan	-	-	-	-	-
<b>Team Totals</b>			23	1	39	63	36.51

LEGEND Avg Average Eff% Efficiency Rk Rank Succ% Success %

Timing and Results provided by  TISSOT



Match No: 69

**Start List**

Стартовый список

**AUS vs SUI**

First Referee: TSUKAMOTO Takeshi (JPN)

Second Referee: BERDNIKOV Maxim (RUS)

**AUS - Australia** Green

No.	C/L	Name	Shirt Name	Height m / ft in	Weight kg / lbs	Highest Reach		Date of Birth	Tournament Totals				
						Spike cm	Block cm		Spike	Block	Serve	Total	%
1		GRAHAM Beau	GRAHAM	2.01/6'7"	93/205	345	333	17 APR 1994	16	3	7	26	6.45
2		GUYMER Jacob	GUYMER	2.02/6'8"	87/192	351	332	21 JUN 1993	35	26	5	66	16.38
3		MORROW Christopher	MORROW	1.80/5'11"	69/152	301	280	4 OCT 1993	5	4		9	2.23
4		STAPLES Max	STAPLES	2.03/6'8"	100/220	350	339	27 JUL 1994	66	9	1	76	18.86
8		MILLERS Brad	MILLERS	2.00/6'7"	99/218	350	333	24 MAY 1994	11	6	4	21	5.21
10		BELL Benjamin	BELL	2.07/6'9"	100/220	350	337	24 FEB 1990	3	6	2	11	2.73
11	L	PERRY Luke	PERRY	2.02/6'8"	83/183	353	337	20 NOV 1995					
13		WALKER Samuel	WALKER	1.94/6'4"	83/183	358	345	19 FEB 1995	90	6	2	98	24.32
14	C	SUKOCHEV Grigory	SUKOCHEV	1.96/6'5"	85/187	342	330	18 FEB 1988	7	5	5	17	4.22
15		McMullin Alexander	MCMULLIN	2.00/6'7"	76/168	351	333	1 AUG 1995	10		2	12	2.98
16		SMITH Luke Dwi Putra	SMITH	2.01/6'7"	93/205	356	339	30 AUG 1990					
17		DOUGLAS-POWELL Thomas	TOM D-P	1.92/6'4"	85/187	356	332	16 SEP 1992	51	9	7	67	16.63
<b>Head Coach</b>		ILOTT Daniel			<b>Assistant Coach</b>		ROBERTSON Grant						

**Results in this Universiade**

Phase	Opponent	Sets	Points per Set
Preliminary	SUI	2 - 3	26-24, 22-25, 18-25, 25-22, 10-15
Preliminary	MAC	3 - 0	25-10, 25-17, 25-15
Preliminary	BRA	1 - 3	17-25, 26-28, 28-26, 13-25
Preliminary	POL	2 - 3	25-22, 25-23, 14-25, 19-25, 13-15
Preliminary	CHN	3 - 0	25-20, 25-17, 25-18
Quarterfinals (9-16)	BLR	0 - 3	20-25, 17-25, 16-25
Semifinals (13-16)	MEX	1 - 3	32-30, 24-26, 21-25, 21-25


**SUI - Switzerland** Red

No.	C/L	Name	Shirt Name	Height m / ft in	Weight kg / lbs	Highest Reach		Date of Birth	Tournament Totals				
						Spike cm	Block cm		Spike	Block	Serve	Total	%
1		STEIGMEIER Sebastien		2.00/6'7"	100/220	358	330	5 JUL 1989	99	7	12	118	30.89
3		GIGER Reto		1.94/6'4"	82/181	340	310	5 AUG 1991	4	6	4	14	3.66
4		WALZER Marc		1.99/6'6"	85/187	340	320	2 MAR 1990	23	10	4	37	9.69
5		WETZEL Elias		1.95/6'5"	88/194	346	319	12 MAY 1993	9	1	1	11	2.88
7		BALDY-MOULINIER Nicolas Christoph		1.94/6'4"	89/196	335	315	14 MAR 1989	7	2	2	11	2.88
11		BRUEHWILER Roman		1.88/6'2"	80/176	340	315	14 AUG 1987	40	8	3	51	13.35
12		HAENGGI Christoph		1.94/6'4"	80/176	340	315	18 JUL 1993	24	14	5	43	11.26
14	C	CARREL Julien		1.88/6'2"	72/159	330	310	19 JUL 1988	3	3	7	13	3.40
15	L	VAUTIER Joris		1.81/5'11"	67/148	315	305	12 JUN 1990					
16		BRANDER Fabian		1.96/6'5"	82/181	345	322	16 APR 1987	42	5	3	50	13.09
17		EHRAT Samuel		2.00/6'7"	81/179	345	320	20 APR 1992	13	5		18	4.71
18		CHANDON Yohan		1.90/6'3"	81/179	330	305	24 AUG 1988	12	2	2	16	4.19
<b>Head Coach</b>		BETTELLO Dario			<b>Assistant Coach</b>		DUFAUX Michel						

**Results in this Universiade**

Phase	Opponent	Sets	Points per Set
Preliminary	AUS	3 - 2	24-26, 25-22, 25-18, 22-25, 15-10
Preliminary	POL	0 - 3	17-25, 19-25, 17-25
Preliminary	CHN	3 - 1	28-30, 25-21, 25-18, 25-15
Preliminary	BRA	1 - 3	23-25, 21-25, 25-21, 14-25
Preliminary	MAC	3 - 0	25-13, 25-13, 25-11
Quarterfinals (9-16)	EST	0 - 3	19-25, 19-25, 22-25
Semifinals (13-16)	THA	0 - 3	22-25, 21-25, 19-25

<b>LEGEND</b>	%	Percent of total team scoring	C	Team Captain	L	Libero Player
---------------	---	-------------------------------	---	--------------	---	---------------

Timing and Results provided by  **TISSOT**



Match No: 69

**Match Results**  
Результат / Отчет о матче

Match Duration: 1h 21m  
Attendance: 555

**AUS vs SUI**  
3 0

Teams	Sets	1	2	3	Total
AUS	3	25	25	25	75
SUI	0	23	21	21	65
	<b>Playing Time</b>	25m	26m	24m	1h 15m

First Referee: TSUKAMOTO Takeshi (JPN)

Second Referee: BERDNIKOV Maxim (RUS)

AUS - Australia									
No	C/L	Name	1	2	3	4	5	Pts	
1		GRAHAM Beau			8				
2		GUYMER Jacob	5	5	5			8	
3		MORROW Christopher							
4		STAPLES Max	4	4	4			6	
8		MILLERS Brad	2	2	2			11	
10		BELL Benjamin							
11	L	PERRY Luke	L	L	L				
13		WALKER Samuel	3	3	3			11	
14	C	SUKOCHEV Grigory	6	6	6			3	
15		McMullin Alexander				2		3	
16		SMITH Luke Dwi Putra							
17		DOUGLAS-POWELL Thomas	1	1	1			14	
<b>Head Coach</b>		ILOTT Daniel							
<b>Assistant Coach</b>		ROBERTSON Grant							

SUI - Switzerland									
No	C/L	Name	1	2	3	4	5	Pts	
1		STEIGMEIER Sebastien	4	5	4			19	
3		GIGER Reto		14					
4		WALZER Marc	3	4	3			4	
5		WETZEL Elias							
7		BALDY-MOULINIER Nicolas Christoph		11	5			6	
11		BRUEHWILER Roman	2	3					
12		HAENGGI Christoph				4		1	
14	C	CARREL Julien	1	2	1			3	
15	L	VAUTIER Joris	L	L	L				
16		BRANDER Fabian	5	6	18			5	
17		EHRAT Samuel	6	1	6			6	
18		CHANDON Yohan	17	4	2			2	
<b>Head Coach</b>		BETTELLO Dario							
<b>Assistant Coach</b>		DUFAUX Michel							

**TEAM AND PLAYER PERFORMANCES**

Won	Total Atts	No Name	Scoring Skills	Won	Total Atts	No Name
37	94	<b>Total Team</b>	Spike	35	95	<b>Total Team</b>
11	21	17 DOUGLAS-POWELL Thomas		16	45	1 STEIGMEIER Sebastien
10	33	13 WALKER Samuel		5	8	7 BALDY-MOULINIER Nicolas Christoph
6	12	2 GUYMER Jacob	Block	5	15	16 BRANDER Fabian
10	45	<b>Total Team</b>		4	54	<b>Total Team</b>
3	10	8 MILLERS Brad		2	15	17 EHRAT Samuel
2	5	4 STAPLES Max	Serve	1	2	12 HAENGGI Christoph
2	4	17 DOUGLAS-POWELL Thomas		1	7	1 STEIGMEIER Sebastien
9	73	<b>Total Team</b>		7	67	<b>Total Team</b>
4	13	8 MILLERS Brad	2	13	1 STEIGMEIER Sebastien	
1	12	2 GUYMER Jacob	1	5	7 BALDY-MOULINIER Nicolas Christoph	
1	13	14 SUKOCHEV Grigory	1	10	17 EHRAT Samuel	
19		<b>Total Team</b>	<b>Opp Error</b>	19		<b>Total Team</b>
75	212	<b>Total Team</b>	<b>Total</b>	65	216	<b>Total Team</b>
14	36	17 DOUGLAS-POWELL Thomas	<b>Best Scorer</b>	19	65	1 STEIGMEIER Sebastien

**LEGEND**

**Atts** Attempts  
**L** Libero player  
**[n]** Starting line-up where n = starting position on court (i.e. positions 1 to 6)  
**Opp** Opponent

**C** Team Captain  
**[L]** Substitute libero  
**[nn]** Substitute where nn = jersey number of out going player  
**Pts** Points scored

Timing and Results provided by **TISSOT**



Match No: 69

### Match Statistics

статистика

Match Duration: 1h 21m  
Attendance: 555

AUS vs SUI  
3 0

Teams	Sets	1	2	3	Total
AUS	3	25	25	25	75
SUI	0	23	21	21	65
	Playing Time	25m	26m	24m	1h 15m

First Referee: TSUKAMOTO Takeshi (JPN)


Second Referee: BERDNIKOV Maxim (RUS)

### AUS - Australia


Scoring Spike

Limit 15.00%

Rk	No	Name	Spikes	Faults	Shots	Total Attempts	Eff %
1	17	DOUGLAS-POWELL Thomas	11	2	8	21	42.86
2	13	WALKER Samuel	10	4	19	33	18.18
	4	STAPLES Max	3	5	5	13	
	2	GUYMER Jacob	6	1	5	12	
	8	MILLERS Brad	4	1	3	8	
	15	McMullin Alexander	2	-	4	6	
	14	SUKOCHEV Grigory	1	-	-	1	
	1	GRAHAM Beau	-	-	-	-	
	3	MORROW Christopher	-	-	-	-	
	10	BELL Benjamin	-	-	-	-	
	11	PERRY Luke	-	-	-	-	
	16	SMITH Luke Dwi Putra	-	-	-	-	
<b>Team Totals</b>			37	13	44	94	25.53

Scoring Block



Rk	No	Name	Kill Blocks	Faults	Rebounds	Total Attempts	Avg by Set
1	8	MILLERS Brad	3	5	2	10	1.00
2	4	STAPLES Max	2	2	1	5	0.67
2	17	DOUGLAS-POWELL Thomas	2	2	-	4	0.67
4	2	GUYMER Jacob	1	5	6	12	0.33
4	13	WALKER Samuel	1	2	4	7	0.33
4	14	SUKOCHEV Grigory	1	2	3	6	0.33
7	15	McMullin Alexander	-	-	1	1	0.00
	1	GRAHAM Beau	-	-	-	-	
	3	MORROW Christopher	-	-	-	-	
	10	BELL Benjamin	-	-	-	-	
	11	PERRY Luke	-	-	-	-	
	16	SMITH Luke Dwi Putra	-	-	-	-	
<b>Team Totals</b>			10	18	17	45	3.33

Scoring Service


Rk	No	Name	Aces	Faults	Serve Hits	Total Attempts	Avg by Set
1	8	MILLERS Brad	4	2	7	13	1.33
2	14	SUKOCHEV Grigory	1	-	12	13	0.33
2	2	GUYMER Jacob	1	-	11	12	0.33
2	17	DOUGLAS-POWELL Thomas	1	5	5	11	0.33
2	4	STAPLES Max	1	1	7	9	0.33
2	15	McMullin Alexander	1	-	4	5	0.33
7	13	WALKER Samuel	-	-	9	9	0.00
7	1	GRAHAM Beau	-	-	1	1	0.00
	3	MORROW Christopher	-	-	-	-	
	10	BELL Benjamin	-	-	-	-	
	11	PERRY Luke	-	-	-	-	
	16	SMITH Luke Dwi Putra	-	-	-	-	
<b>Team Totals</b>			9	8	56	73	3.00

Team

Opponent Errors & Team Faults	19
-------------------------------	----

Timing and Results provided by  TISSOT



Match No: 69

Match Statistics  
статистика

Match Duration: 1h 21m  
Attendance: 555


AUS vs SUI  
3 0

Teams	Sets	1	2	3	Total
AUS	3	25	25	25	75
SUI	0	23	21	21	65
	Playing Time	25m	26m	24m	1h 15m

First Referee: TSUKAMOTO Takeshi (JPN)

Second Referee: BERDNIKOV Maxim (RUS)

AUS - Australia

Non-Scoring Dig


Rk	No	Name	Digs	Faults	Receptions	Total Attempts	Avg by Set
1	11	PERRY Luke	6	6	6	18	2.00
1	4	STAPLES Max	6	5	1	12	2.00
3	14	SUKOCHEV Grigory	5	2	8	15	1.67
4	13	WALKER Samuel	3	1	3	7	1.00
5	17	DOUGLAS-POWELL Thomas	1	2	2	5	0.33
5	2	GUYMER Jacob	1	1	2	4	0.33
5	8	MILLERS Brad	1	-	-	1	0.33
8	15	McMullin Alexander	-	2	-	2	0.00
	1	GRAHAM Beau	-	-	-	-	-
	3	MORROW Christopher	-	-	-	-	-
	10	BELL Benjamin	-	-	-	-	-
	16	SMITH Luke Dwi Putra	-	-	-	-	-
<b>Team Totals</b>			23	19	22	64	7.67


Non-Scoring Set


Rk	No	Name	Running Sets	Faults	Still Sets	Total Attempts	Avg by Set
1	14	SUKOCHEV Grigory	26	1	44	71	8.67
2	11	PERRY Luke	4	1	8	13	1.33
3	4	STAPLES Max	1	-	1	2	0.33
4	17	DOUGLAS-POWELL Thomas	-	-	1	1	0.00
	1	GRAHAM Beau	-	-	-	-	-
	2	GUYMER Jacob	-	-	-	-	-
	3	MORROW Christopher	-	-	-	-	-
	8	MILLERS Brad	-	-	-	-	-
	10	BELL Benjamin	-	-	-	-	-
	13	WALKER Samuel	-	-	-	-	-
	15	McMullin Alexander	-	-	-	-	-
	16	SMITH Luke Dwi Putra	-	-	-	-	-
<b>Team Totals</b>			31	2	54	87	10.33

Non-Scoring Reception

<b>Limit</b> 25.00%

Rk	No	Name	Excellents	Faults	Serve Receptions	Total Attempts	Succ %
1	17	DOUGLAS-POWELL Thomas	20	4	4	28	71.43
2	4	STAPLES Max	8	1	6	15	53.33
	11	PERRY Luke	6	-	3	9	-
	15	McMullin Alexander	1	1	1	3	-
	13	WALKER Samuel	1	1	-	2	-
	1	GRAHAM Beau	-	-	-	-	-
	2	GUYMER Jacob	-	-	-	-	-
	3	MORROW Christopher	-	-	-	-	-
	8	MILLERS Brad	-	-	-	-	-
	10	BELL Benjamin	-	-	-	-	-
	14	SUKOCHEV Grigory	-	-	-	-	-
	16	SMITH Luke Dwi Putra	-	-	-	-	-
<b>Team Totals</b>			36	7	14	57	63.16

Timing and Results provided by  TISSOT





Match No: 69

### Match Statistics

статистика

Match Duration: 1h 21m  
Attendance: 555

AUS vs SUI  
3 0

Teams	Sets	1	2	3	Total
AUS	3	25	25	25	75
SUI	0	23	21	21	65
Playing Time		25m	26m	24m	1h 15m

First Referee: TSUKAMOTO Takeshi (JPN)


Second Referee: BERDNIKOV Maxim (RUS)

### SUI - Switzerland


Scoring Spike

Limit 15.00%

Rk	No	Name	Spikes	Faults	Shots	Total Attempts	Eff %
1	16	BRANDER Fabian	5	2	8	15	20.00
2	1	STEIGMEIER Sebastien	16	8	21	45	17.78
	7	BALDY-MOULINIER Nicolas Christoph	5	1	2	8	
	4	WALZER Marc	3	-	3	6	
	17	EHRAT Samuel	3	1	2	6	
	18	CHANDON Yohan	1	2	3	6	
	14	CARREL Julien	2	-	2	4	
	11	BRUEHWILER Roman	-	2	1	3	
	15	VAUTIER Joris	-	-	1	1	
	12	HAENGGI Christoph	-	1	-	1	
	3	GIGER Reto	-	-	-	-	
	5	WETZEL Elias	-	-	-	-	
Team Totals			35	17	43	95	18.95

Scoring Block


Rk	No	Name	Kill Blocks	Faults	Rebounds	Total Attempts	Avg by Set
1	17	EHRAT Samuel	2	7	6	15	0.67
2	1	STEIGMEIER Sebastien	1	4	2	7	0.33
2	12	HAENGGI Christoph	1	1	-	2	0.33
4	4	WALZER Marc	-	6	4	10	0.00
4	14	CARREL Julien	-	2	6	8	0.00
4	16	BRANDER Fabian	-	3	3	6	0.00
4	18	CHANDON Yohan	-	-	2	2	0.00
4	3	GIGER Reto	-	1	1	2	0.00
4	11	BRUEHWILER Roman	-	1	1	2	0.00
	5	WETZEL Elias	-	-	-	-	
	7	BALDY-MOULINIER Nicolas Christoph	-	-	-	-	
	15	VAUTIER Joris	-	-	-	-	
Team Totals			4	25	25	54	1.33

Scoring Service


Rk	No	Name	Aces	Faults	Serve Hits	Total Attempts	Avg by Set
1	1	STEIGMEIER Sebastien	2	2	9	13	0.67
2	14	CARREL Julien	1	3	10	14	0.33
2	17	EHRAT Samuel	1	-	9	10	0.33
2	4	WALZER Marc	1	1	7	9	0.33
2	18	CHANDON Yohan	1	-	5	6	0.33
2	7	BALDY-MOULINIER Nicolas Christoph	1	-	4	5	0.33
7	16	BRANDER Fabian	-	2	3	5	0.00
7	11	BRUEHWILER Roman	-	1	2	3	0.00
7	3	GIGER Reto	-	-	1	1	0.00
7	12	HAENGGI Christoph	-	-	1	1	0.00
	5	WETZEL Elias	-	-	-	-	
	15	VAUTIER Joris	-	-	-	-	
Team Totals			7	9	51	67	2.33

Team

Opponent Errors & Team Faults	19
-------------------------------	----

Timing and Results provided by  TISSOT



Match No: 69

**Match Statistics**  
статистика

Match Duration: 1h 21m  
Attendance: 555

**AUS vs SUI**  
3 0

Teams	Sets	1	2	3	Total
<b>AUS</b>	<b>3</b>	25	25	25	75
<b>SUI</b>	<b>0</b>	23	21	21	65
<b>Playing Time</b>		25m	26m	24m	1h 15m

First Referee: TSUKAMOTO Takeshi (JPN)

Second Referee: BERDNIKOV Maxim (RUS)

**SUI - Switzerland**

Non-Scoring Dig


Rk	No	Name	Digs	Faults	Receptions	Total Attempts	Avg by Set
1	15	VAUTIER Joris	7	4	5	16	2.33
2	7	BALDY-MOULINIER Nicolas Christoph	3	3	3	9	1.00
2	1	STEIGMEIER Sebastien	3	3	1	7	1.00
2	17	EHRAT Samuel	3	1	1	5	1.00
5	11	BRUEHWILER Roman	1	3	2	6	0.33
5	4	WALZER Marc	1	-	2	3	0.33
7	14	CARREL Julien	-	-	4	4	0.00
7	16	BRANDER Fabian	-	-	2	2	0.00
7	3	GIGER Reto	-	1	1	2	0.00
7	18	CHANDON Yohan	-	2	-	2	0.00
	5	WETZEL Elias	-	-	-	-	-
	12	HAENGGI Christoph	-	-	-	-	-
<b>Team Totals</b>			18	17	21	56	6.00

Non-Scoring Set



Rk	No	Name	Running Sets	Faults	Still Sets	Total Attempts	Avg by Set
1	14	CARREL Julien	23	-	41	64	7.67
2	3	GIGER Reto	6	1	5	12	2.00
3	15	VAUTIER Joris	1	-	2	3	0.33
4	11	BRUEHWILER Roman	-	-	4	4	0.00
4	16	BRANDER Fabian	-	-	3	3	0.00
4	1	STEIGMEIER Sebastien	-	-	1	1	0.00
4	12	HAENGGI Christoph	-	-	1	1	0.00
	4	WALZER Marc	-	-	-	-	-
	5	WETZEL Elias	-	-	-	-	-
	7	BALDY-MOULINIER Nicolas Christoph	-	-	-	-	-
	17	EHRAT Samuel	-	-	-	-	-
	18	CHANDON Yohan	-	-	-	-	-
<b>Team Totals</b>			30	1	57	88	10.00

Non-Scoring Reception

<b>Limit</b>
<b>25.00%</b>

Rk	No	Name	Excellents	Faults	Serve Receptions	Total Attempts	Succ %
1	16	BRANDER Fabian	4	4	14	22	18.18
	18	CHANDON Yohan	6	1	5	12	
	11	BRUEHWILER Roman	4	1	6	11	
	7	BALDY-MOULINIER Nicolas Christoph	6	1	2	9	
	15	VAUTIER Joris	5	1	3	9	
	1	STEIGMEIER Sebastien	-	-	-	-	
	3	GIGER Reto	-	-	-	-	
	4	WALZER Marc	-	-	-	-	
	5	WETZEL Elias	-	-	-	-	
	12	HAENGGI Christoph	-	-	-	-	
	14	CARREL Julien	-	-	-	-	
	17	EHRAT Samuel	-	-	-	-	
<b>Team Totals</b>			25	8	30	63	39.68

LEGEND		Eff%		Rk		Succ%	
Avg	Average	Eff%	Efficiency	Rk	Rank	Succ%	Success %

Timing and Results provided by  **TISSOT**



Match No: 72

**Start List**

Стартовый список

**CZE vs CAN**

First Referee: ZHANG Xin (CHN)

Second Referee: SILVA Felipe (BRA)

**CZE - Czech Republic** Blue

No.	C/L	Name	Shirt Name	Height m / ft in	Weight kg / lbs	Highest Reach		Date of Birth	Tournament Totals				
						Spike cm	Block cm		Spike	Block	Serve	Total	%
1		VACHOUSEK Stanislav	VACHOUSEK	1.90/6'3"	88/194	336	310	11 NOV 1987	8	2	2	12	3.20
2	L	VACLAVIK Jan	VACLAVIK	1.80/5'11"	72/159	317	301	15 APR 1985					
3		PAJMA Tomas	PAJMA	2.05/6'9"	96/212	348	338	30 JUL 1989	29	9	1	39	10.40
4	C	KRBA Jan	KRBA	1.94/6'4"	87/192	346	330	22 OCT 1986	78	13	9	100	26.67
5		VASICEK Jiri	VASICEK	1.93/6'4"	78/172	342	320	11 JUN 1992	29	1	4	34	9.07
6		HANIK Zdenek	HANIK	1.76/5'9"	80/176	335	330	11 JUL 1986		9	4	13	3.47
7		SOBEK Jakub	SOBEK	1.96/6'5"	87/192	330	315	3 OCT 1991	1		1	2	0.53
8		MLCUCH Josef	MLCUCH	2.02/6'8"	97/214	340	330	8 JAN 1990	12	1		13	3.47
9		KOLACEK Michal	KOLACEK	1.96/6'5"	95/209	355	340	3 SEP 1989	7	1		8	2.13
11		SEDLAR Jan	SEDLAR	2.00/6'7"	92/203	352	331	21 JUN 1987	18	9		27	7.20
12		FORT Dominik	FORT	1.90/6'3"	82/181	343	320	17 SEP 1989	63	6		69	18.40
13		KULIHA Jan	KULIHA	1.97/6'6"	87/192	348	335	24 MAY 1990	50	6	2	58	15.47

Head Coach VASINA Lubomir

Assistant Coach HRAB Alec

Results in this  
Universiade

Phase	Opponent	Sets	Points per Set
Preliminary	UAE	3 - 0	25-19, 25-14, 25-18
Preliminary	MEX	3 - 1	25-20, 25-21, 24-26, 25-22
Preliminary	CHI	3 - 0	25-23, 25-20, 25-22
Preliminary	CAN	1 - 3	24-26, 14-25, 25-21, 17-25
Quarterfinals	JPN	1 - 3	21-25, 25-22, 23-25, 24-26
Semifinals (5-8)	BRA	3 - 0	25-20, 25-20, 25-22

**CAN - Canada** Red

No.	C/L	Name	Shirt Name	Height m / ft in	Weight kg / lbs	Highest Reach		Date of Birth	Tournament Totals				
						Spike cm	Block cm		Spike	Block	Serve	Total	%
1	L	NIERODA Derek Grahame	Nieroda	1.85/6'1"	80/176	328	307	24 APR 1990					
2		HOAG Nicholas	N. Hoag	2.00/6'7"	92/203	347	320	19 AUG 1992	76	3	4	83	21.96
3	C	HOWATSON Marc Andrew	Howatson	1.98/6'6"	82/181	345	311	8 APR 1989	15	4	2	21	5.56
4		MCLEAN Braden David Bruce	McLean	2.03/6'8"	108/238	361	335	22 MAY 1991	26	15	3	44	11.64
6		JANSEN VANDOORN Daniel	J. VanDoorn	2.02/6'8"	97/214	357	333	21 MAR 1990	12	8		20	5.29
8		DEMAN Colton Gordon Gerard	deMan	1.93/6'4"	89/196	353	326	15 AUG 1990	5	1		6	1.59
9		BLANKENAU Jay Michael	Blankenau	1.93/6'4"	91/201	332	309	27 SEP 1989	7	5	3	15	3.97
10		MARSHALL Steven James Douglas	Marshall	1.90/6'3"	85/187	347	320	23 NOV 1989	63	13	1	77	20.37
12		VANBERKEL Lucas Joshua	Van Berkel	2.06/6'9"	106/234	351	325	29 NOV 1991	30	21	1	52	13.76
14		HOAG Christopher	C. Hoag	1.92/6'4"	84/185	337	315	3 SEP 1988	42	5	8	55	14.55
15		SANDERS Tyler James	Sanders	1.90/6'3"	84/185	329	311	14 DEC 1991		1	1	2	0.53
19		VOTH Christopher Henry Landon	Voth	1.95/6'5"	80/176	348	319	27 SEP 1990	3			3	0.79

Head Coach MCKAY Lawrence


Assistant Coach KOZAMERNIK Tilen

Results in this  
Universiade

Phase	Opponent	Sets	Points per Set
Preliminary	UAE	3 - 0	25-14, 25-16, 25-16
Preliminary	MEX	3 - 1	21-25, 28-26, 25-22, 25-18
Preliminary	CHI	1 - 3	20-25, 25-19, 17-25, 22-25
Preliminary	CZE	3 - 1	26-24, 25-14, 21-25, 25-17
Quarterfinals	UKR	0 - 3	21-25, 23-25, 23-25
Semifinals (5-8)	KOR	3 - 2	25-21, 15-25, 19-25, 25-16, 15-8

LEGEND

% Percent of total team scoring    C Team Captain    L Libero Player

Timing and Results provided by  TISSOT



Match No: 72

**Match Results**  
 Результат / Отчет о матче

Match Duration: 1h 20m  
 Attendance: 850

**CZE vs CAN**  
 0 3

Teams	Sets	1	2	3	Total
CZE	0	20	25	17	62
CAN	3	25	27	25	77
<b>Playing Time</b>		23m	30m	21m	1h 14m

First Referee: ZHANG Xin (CHN)

Second Referee: SILVA Felipe (BRA)


CZE - Czech Republic									
No	C/L	Name	1	2	3	4	5	Pts	
1		VACHOUSEK Stanislav							
2	L	VACLAVIK Jan	L	L	L				
3		PAJMA Tomas	3	4	3			8	
4	C	KRBA Jan	4	5	4			17	
5		VASICEK Jiri			3	2		6	
6		HANIK Zdenek	1	2	1			2	
7		SOBEK Jakub							
8		MLCUCJ Josef				11		2	
9		KOLACEK Michal	11	3				1	
11		SEDLAR Jan	6	1	6			1	
12		FORT Dominik	5	6	5			6	
13		KULIHA Jan	2	4	5			2	
<b>Head Coach</b>		VASINA Lubomir							
<b>Assistant Coach</b>		HRAB Alec							

CAN - Canada									
No	C/L	Name	1	2	3	4	5	Pts	
1	L	NIERODA Derek Grahame	L	L	L				
2		HOAG Nicholas	4	4	4			13	
3	C	HOWATSON Marc Andrew							
4		MCLEAN Braden David Bruce							
6		JANSEN VANDOORN Daniel	6	6	6			9	
8		DEMAN Colton Gordon Gerard							
9		BLANKENAU Jay Michael	1	1					
10		MARSHALL Steven James Douglas	2	2	2			14	
12		VANBERKEL Lucas Joshua	3	3	3			10	
14		HOAG Christopher	5	5	5			11	
15		SANDERS Tyler James		9	1				
19		VOTH Christopher Henry Landon		12	10			1	
<b>Head Coach</b>		MCKAY Lawrence							
<b>Assistant Coach</b>		KOZAMERNIK Tilen							

**TEAM AND PLAYER PERFORMANCES**

Won	Total Atts	No Name	Scoring Skills	Won	Total Atts	No Name
37	95	<b>Total Team</b>	Spike	45	86	<b>Total Team</b>
15	37	4 KRBA Jan		14	18	10 MARSHALL Steven James Douglas
7	14	3 PAJMA Tomas		13	31	2 HOAG Nicholas
6	12	12 FORT Dominik	Block	7	17	14 HOAG Christopher
7	52	<b>Total Team</b>		12	58	<b>Total Team</b>
2	8	4 KRBA Jan		5	15	6 JANSEN VANDOORN Daniel
2	5	5 VASICEK Jiri	4	15	12 VANBERKEL Lucas Joshua	
2	8	6 HANIK Zdenek	3	11	14 HOAG Christopher	
1	63	<b>Total Team</b>	Serve	1	76	<b>Total Team</b>
1	4	8 MLCUCJ Josef		1	13	14 HOAG Christopher
17		<b>Total Team</b>	Opp Error	19		<b>Total Team</b>
62	210	<b>Total Team</b>		77	220	<b>Total Team</b>
17	56	4 KRBA Jan	<b>Best Scorer</b>	14	37	10 MARSHALL Steven James Douglas
106 km/h		8 MLCUCJ Josef	<b>Fastest Serve</b>	106 km/h		2 HOAG Nicholas

LEGEND			
Atts	Attempts	C	Team Captain
L	Libero player	L	Substitute libero
n	Starting line-up where n = starting position on court (i.e. positions 1 to 6)	nn	Substitute where nn = jersey number of out going player
Opp	Opponent	Pts	Points scored

Timing and Results provided by  TISSOT



MON 15 JUL 2013  
15:30  
16:50

Match No: 72

### Match Statistics

статистика

Match Duration: 1h 20m  
Attendance: 850

CZE vs CAN  
0 3

Teams	Sets	1	2	3	Total
CZE	0	20	25	17	62
CAN	3	25	27	25	77
Playing Time		23m	30m	21m	1h 14m

First Referee: ZHANG Xin (CHN)


Second Referee: SILVA Felipe (BRA)

### CZE - Czech Republic


Scoring Spike

Limit 15.00%

Rk	No	Name	Spikes	Faults	Shots	Total Attempts	Eff %
1	4	KRBA Jan	15	6	16	37	24.32
	3	PAJMA Tomas	7	2	5	14	
	5	VASICEK Jiri	4	3	6	13	
	12	FORT Dominik	6	4	2	12	
	13	KULIHA Jan	2	4	2	8	
	11	SEDLAR Jan	1	4	-	5	
	6	HANIK Zdenek	-	-	3	3	
	9	KOLACEK Michal	1	-	1	2	
	8	MLCUCH Josef	1	-	-	1	
	1	VACHOUSEK Stanislav	-	-	-	-	
	2	VACLAVIK Jan	-	-	-	-	
	7	SOBEK Jakub	-	-	-	-	
Team Totals			37	23	35	95	14.74

Scoring Block



Rk	No	Name	Kill Blocks	Faults	Rebounds	Total Attempts	Avg by Set
1	4	KRBA Jan	2	1	5	8	0.67
1	6	HANIK Zdenek	2	6	-	8	0.67
1	5	VASICEK Jiri	2	2	1	5	0.67
4	3	PAJMA Tomas	1	7	3	11	0.33
5	11	SEDLAR Jan	-	9	2	11	0.00
5	12	FORT Dominik	-	3	2	5	0.00
5	13	KULIHA Jan	-	2	1	3	0.00
5	2	VACLAVIK Jan	-	1	-	1	0.00
	1	VACHOUSEK Stanislav	-	-	-	-	
	7	SOBEK Jakub	-	-	-	-	
	8	MLCUCH Josef	-	-	-	-	
	9	KOLACEK Michal	-	-	-	-	
Team Totals			7	31	14	52	2.33

Scoring Service


Rk	No	Name	Aces	Faults	Serve Hits	Total Attempts	Avg by Set
1	8	MLCUCH Josef	1	-	3	4	0.33
2	6	HANIK Zdenek	-	-	14	14	0.00
2	12	FORT Dominik	-	-	11	11	0.00
2	4	KRBA Jan	-	2	9	11	0.00
2	3	PAJMA Tomas	-	1	7	8	0.00
2	5	VASICEK Jiri	-	1	5	6	0.00
2	11	SEDLAR Jan	-	1	5	6	0.00
2	13	KULIHA Jan	-	2	1	3	0.00
	1	VACHOUSEK Stanislav	-	-	-	-	
	2	VACLAVIK Jan	-	-	-	-	
	7	SOBEK Jakub	-	-	-	-	
	9	KOLACEK Michal	-	-	-	-	
Team Totals			1	7	55	63	0.33

Team

Opponent Errors & Team Faults	17
-------------------------------	----

Timing and Results provided by  TISSOT





MON 15 JUL 2013  
15:30  
16:50

Match No: 72

### Match Statistics

статистика

Match Duration: 1h 20m  
Attendance: 850


CZE vs CAN  
0 3

Teams	Sets	1	2	3	Total
CZE	0	20	25	17	62
CAN	3	25	27	25	77
Playing Time		23m	30m	21m	1h 14m

First Referee: ZHANG Xin (CHN)

Second Referee: SILVA Felipe (BRA)

### CZE - Czech Republic

Non-Scoring Dig


Rk	No	Name	Digs	Faults	Receptions	Total Attempts	Avg by Set
1	2	VACLAVIK Jan	5	6	1	12	1.67
2	12	FORT Dominik	3	1	3	7	1.00
3	13	KULIHA Jan	1	3	2	6	0.33
3	4	KRBA Jan	1	1	2	4	0.33
3	5	VASICEK Jiri	1	1	2	4	0.33
3	3	PAJMA Tomas	1	-	2	3	0.33
7	6	HANIK Zdenek	-	1	5	6	0.00
7	8	MLCUCH Josef	-	1	1	2	0.00
7	11	SEDLAR Jan	-	-	1	1	0.00
	1	VACHOUSEK Stanislav	-	-	-	-	-
	7	SOBEK Jakub	-	-	-	-	-
	9	KOLACEK Michal	-	-	-	-	-
<b>Team Totals</b>			12	14	19	45	4.00

Non-Scoring Set


Rk	No	Name	Running Sets	Faults	Still Sets	Total Attempts	Avg by Set
1	6	HANIK Zdenek	30	1	41	72	10.00
2	2	VACLAVIK Jan	2	-	5	7	0.67
3	4	KRBA Jan	1	-	3	4	0.33
3	13	KULIHA Jan	1	-	-	1	0.33
5	3	PAJMA Tomas	-	-	2	2	0.00
5	5	VASICEK Jiri	-	-	1	1	0.00
5	9	KOLACEK Michal	-	-	1	1	0.00
	1	VACHOUSEK Stanislav	-	-	-	-	-
	7	SOBEK Jakub	-	-	-	-	-
	8	MLCUCH Josef	-	-	-	-	-
	11	SEDLAR Jan	-	-	-	-	-
	12	FORT Dominik	-	-	-	-	-
<b>Team Totals</b>			34	1	53	88	11.33

Non-Scoring Reception

<b>Limit</b> 25.00%

Rk	No	Name	Excellents	Faults	Serve Receptions	Total Attempts	Succ %
1	2	VACLAVIK Jan	12	-	5	17	70.59
2	13	KULIHA Jan	6	1	14	21	28.57
	12	FORT Dominik	8	-	6	14	
	5	VASICEK Jiri	7	-	4	11	
	3	PAJMA Tomas	2	-	-	2	
	1	VACHOUSEK Stanislav	-	-	-	-	
	4	KRBA Jan	-	-	-	-	
	6	HANIK Zdenek	-	-	-	-	
	7	SOBEK Jakub	-	-	-	-	
	8	MLCUCH Josef	-	-	-	-	
	9	KOLACEK Michal	-	-	-	-	
	11	SEDLAR Jan	-	-	-	-	
<b>Team Totals</b>			35	1	29	65	53.85



Match No: 72

### Match Statistics

статистика

Match Duration: 1h 20m  
Attendance: 850

CZE vs CAN  
0 3

Teams	Sets	1	2	3	Total
CZE	0	20	25	17	62
CAN	3	25	27	25	77
	Playing Time	23m	30m	21m	1h 14m

First Referee: ZHANG Xin (CHN)


Second Referee: SILVA Felipe (BRA)

### CAN - Canada


Scoring Spike

Limit 15.00%

Rk	No	Name	Spikes	Faults	Shots	Total Attempts	Eff %
1	10	MARSHALL Steven James Douglas	14	2	2	18	66.67
2	14	HOAG Christopher	7	2	8	17	29.41
3	2	HOAG Nicholas	13	7	11	31	19.35
	6	JANSEN VANDOORN Daniel	4	2	3	9	
	12	VANBERKEL Lucas Joshua	6	-	2	8	
	19	VOTH Christopher Henry Landon	1	-	2	3	
	1	NIERODA Derek Grahame	-	-	-	-	
	3	HOWATSON Marc Andrew	-	-	-	-	
	4	MCLEAN Braden David Bruce	-	-	-	-	
	8	DEMAN Colton Gordon Gerard	-	-	-	-	
	9	BLANKENAU Jay Michael	-	-	-	-	
	15	SANDERS Tyler James	-	-	-	-	
<b>Team Totals</b>			45	13	28	86	37.21

Scoring Block



Rk	No	Name	Kill Blocks	Faults	Rebounds	Total Attempts	Avg by Set
1	6	JANSEN VANDOORN Daniel	5	6	4	15	1.67
2	12	VANBERKEL Lucas Joshua	4	8	3	15	1.33
3	14	HOAG Christopher	3	3	5	11	1.00
4	2	HOAG Nicholas	-	3	2	5	0.00
4	10	MARSHALL Steven James Douglas	-	3	2	5	0.00
4	15	SANDERS Tyler James	-	4	1	5	0.00
4	9	BLANKENAU Jay Michael	-	2	-	2	0.00
	1	NIERODA Derek Grahame	-	-	-	-	
	3	HOWATSON Marc Andrew	-	-	-	-	
	4	MCLEAN Braden David Bruce	-	-	-	-	
	8	DEMAN Colton Gordon Gerard	-	-	-	-	
	19	VOTH Christopher Henry Landon	-	-	-	-	
<b>Team Totals</b>			12	29	17	58	4.00

Scoring Service


Rk	No	Name	Aces	Faults	Serve Hits	Total Attempts	Avg by Set
1	14	HOAG Christopher	1	2	10	13	0.33
2	10	MARSHALL Steven James Douglas	-	1	13	14	0.00
2	2	HOAG Nicholas	-	1	12	13	0.00
2	12	VANBERKEL Lucas Joshua	-	1	9	10	0.00
2	6	JANSEN VANDOORN Daniel	-	2	7	9	0.00
2	15	SANDERS Tyler James	-	1	7	8	0.00
2	9	BLANKENAU Jay Michael	-	1	5	6	0.00
2	19	VOTH Christopher Henry Landon	-	-	3	3	0.00
	1	NIERODA Derek Grahame	-	-	-	-	
	3	HOWATSON Marc Andrew	-	-	-	-	
	4	MCLEAN Braden David Bruce	-	-	-	-	
	8	DEMAN Colton Gordon Gerard	-	-	-	-	
<b>Team Totals</b>			1	9	66	76	0.33

Team

Opponent Errors & Team Faults	19
-------------------------------	----

Timing and Results provided by  TISSOT



Match No: 72

Match Statistics  
статистика

Match Duration: 1h 20m  
Attendance: 850


CZE vs CAN  
0 3


Teams	Sets	1	2	3	Total
CZE	0	20	25	17	62
CAN	3	25	27	25	77
	Playing Time	23m	30m	21m	1h 14m


First Referee: ZHANG Xin (CHN)

Second Referee: SILVA Felipe (BRA)

CAN - Canada

Non-Scoring Dig	Rk	No	Name	Digs	Faults	Receptions	Total Attempts	Avg by Set	
	1	1	NIERODA Derek Grahame	4	3	4	11	1.33	
	2	14	HOAG Christopher	3	-	5	8	1.00	
	3	9	BLANKENAU Jay Michael	1	1	1	3	0.33	
	4	10	MARSHALL Steven James Douglas	-	3	6	9	0.00	
	4	15	SANDERS Tyler James	-	1	4	5	0.00	
	4	2	HOAG Nicholas	-	1	2	3	0.00	
	4	12	VANBERKEL Lucas Joshua	-	-	2	2	0.00	
	4	6	JANSEN VANDOORN Daniel	-	-	1	1	0.00	
		3	HOWATSON Marc Andrew	-	-	-	-	-	
		4	MCLEAN Braden David Bruce	-	-	-	-	-	
		8	DEMAN Colton Gordon Gerard	-	-	-	-	-	
		19	VOTH Christopher Henry Landon	-	-	-	-	-	
	<b>Team Totals</b>				8	9	25	42	2.67

Non-Scoring Set	Rk	No	Name	Running Sets	Faults	Still Sets	Total Attempts	Avg by Set	
	1	15	SANDERS Tyler James	22	-	17	39	7.33	
	2	9	BLANKENAU Jay Michael	17	-	13	30	5.67	
	3	1	NIERODA Derek Grahame	1	-	2	3	0.33	
	3	12	VANBERKEL Lucas Joshua	1	-	1	2	0.33	
	5	10	MARSHALL Steven James Douglas	-	-	3	3	0.00	
	5	14	HOAG Christopher	-	-	2	2	0.00	
	5	2	HOAG Nicholas	-	1	-	1	0.00	
		3	HOWATSON Marc Andrew	-	-	-	-	-	
		4	MCLEAN Braden David Bruce	-	-	-	-	-	
		6	JANSEN VANDOORN Daniel	-	-	-	-	-	
		8	DEMAN Colton Gordon Gerard	-	-	-	-	-	
		19	VOTH Christopher Henry Landon	-	-	-	-	-	
	<b>Team Totals</b>				41	1	38	80	13.67

Non-Scoring Reception	Rk	No	Name	Excellents	Faults	Serve Receptions	Total Attempts	Succ %	
	1	10	MARSHALL Steven James Douglas	14	-	6	20	70.00	
		14	HOAG Christopher	8	-	4	12		
		2	HOAG Nicholas	8	-	3	11		
		1	NIERODA Derek Grahame	4	-	5	9		
		19	VOTH Christopher Henry Landon	1	1	-	2		
		3	HOWATSON Marc Andrew	-	-	-	-		
		4	MCLEAN Braden David Bruce	-	-	-	-		
		6	JANSEN VANDOORN Daniel	-	-	-	-		
		8	DEMAN Colton Gordon Gerard	-	-	-	-		
		9	BLANKENAU Jay Michael	-	-	-	-		
		12	VANBERKEL Lucas Joshua	-	-	-	-		
		15	SANDERS Tyler James	-	-	-	-		
	<b>Team Totals</b>				35	1	18	54	64.81

LEGEND	Avg	Eff%	Rk	Succ%
	Average	Efficiency	Rank	Success %

Timing and Results provided by  TISSOT



Match No: 68

### Start List

Стартовый список

## MEX vs THA

First Referee: NESTERENKO Kirill (RUS)

Second Referee: JASINSKI Dariusz (POL)

### MEX - Mexico White

No.	C/L	Name	Shirt Name	Height m / ft in	Weight kg / lbs	Highest Reach		Date of Birth	Tournament Totals				
						Spike cm	Block cm		Spike	Block	Serve	Total	%
1		VALDES Jesus	Valdes	1.88/6'2"	90/198	330	310	5 OCT 1990	74	7	5	86	22.28
3		TOVAR Eduardo	Tovar	1.86/6'1"	92/203	340	325	2 AUG 1988	26	3	2	31	8.03
4		PETRIS Martin Gilberto	Petris	1.94/6'4"	86/190	330	310	23 JUL 1990	13		1	14	3.63
5		LIZARRAGA Efrain Guadalupe	Lizarraga	1.77/5'10"	75/165	308	300	12 DEC 1990					
7		BARAJAS Jorge Alejandro	Barajas	1.88/6'2"	83/183	309	300	7 MAY 1991	13	6	6	25	6.48
8		VARGAS OSORIO Daniel	Vargas	1.97/6'6"	95/209	340	325	1 SEP 1986	11	4		15	3.89
9		GUERRERO Ismael	Guerrero	2.04/6'8"	84/185	330	330	15 MAR 1988					
10	L	MEDINA David Raul	Medina	1.79/5'10"	75/165	309	300	4 DEC 1986					
11		ORELLANA Nestor	Orellana	1.95/6'5"	78/172	330	320	7 JAN 1992	59	5		64	16.58
12		ARANZUBIA Rodolfo	Aranzubia	1.75/5'9"	75/165	340	330	2 AUG 1988					
13		CORDOVA ARVIZU Samuel	Cordova	1.99/6'6"	89/196	345	335	13 MAR 1989	42	15	7	64	16.58
14	C	AGUILERA Tomas Alonso	Aguilera	2.02/6'8"	96/212	345	330	15 NOV 1988	77	8	2	87	22.54
<b>Head Coach</b> VALDEZ NIEBLA Jesus Edgar				<b>Assistant Coach</b> ARENAS Jesus Antonio									

#### Results in this Universiade

Phase	Opponent	Sets	Points per Set
Preliminary	CHI	3 - 1	25-22, 25-20, 19-25, 25-22
Preliminary	CAN	1 - 3	25-21, 26-28, 22-25, 18-25
Preliminary	CZE	1 - 3	20-25, 21-25, 26-24, 22-25
Preliminary	UAE	3 - 0	25-13, 27-25, 25-20
Quarterfinals (9-16)	LAT	1 - 3	19-25, 20-25, 25-20, 21-25
Semifinals (13-16)	AUS	3 - 1	30-32, 26-24, 25-21, 25-21


### THA - Thailand Blue

No.	C/L	Name	Shirt Name	Height m / ft in	Weight kg / lbs	Highest Reach		Date of Birth	Tournament Totals				
						Spike cm	Block cm		Spike	Block	Serve	Total	%
1		RAKSAKAEW Jirayu		1.96/6'5"	82/181	305	300	3 AUG 1987	73	6	7	86	24.86
2		VAENPRADAB Montri		1.96/6'5"	80/176	339	320	18 AUG 1987	17	4		21	6.07
3		TABWISES Wanchai		1.85/6'1"	85/187	328	320	11 FEB 1986	77	4	2	83	23.99
4		KESAPAN Nattapong		1.83/6'0"	70/154	325	320	25 JUL 1989	1	1		2	0.58
5		NILSAWAI Kissada		2.03/6'8"	98/216	345	340	17 APR 1992	40	17	3	60	17.34
7		BOUDANG Yuranan		1.85/6'1"	83/183	330	325	20 DEC 1987					
8		SILAPASRON Kaniit		1.79/5'10"	78/172	315	305	12 JUN 1994					
9	C	SRI-UTTHAWONG Kittikun		1.95/6'5"	80/176	347	338	10 JAN 1986	46	7		53	15.32
10	L	TOONTUPHAI Piyarat		1.96/6'5"	82/181	330	320	10 DEC 1987					
14		SOMKANE Kitsada		1.90/6'3"	77/170	350	344	28 SEP 1990	28		3	31	8.96
16		NAKPRASONG Teerasak		1.88/6'2"	77/170	330	320	6 NOV 1985	4	2	1	7	2.02
17		CHAROENSUK Saranchit		1.83/6'0"	75/165	325	300	20 JUL 1987	1	1	1	3	0.87
<b>Head Coach</b> SUPAJIRAKUL Monchai				<b>Assistant Coach</b> MANAPORNCHAI Khjhornsak									

#### Results in this Universiade

Phase	Opponent	Sets	Points per Set
Preliminary	UKR	1 - 3	25-27, 15-25, 25-21, 23-25
Preliminary	LAT	2 - 3	18-25, 25-23, 22-25, 25-18, 10-15
Preliminary	JPN	3 - 2	24-26, 25-21, 25-14, 21-25, 15-9
Quarterfinals (9-16)	CHI	1 - 3	17-25, 22-25, 25-21, 21-25
Semifinals (13-16)	SUI	3 - 0	25-22, 25-21, 25-19

LEGEND			
%	Percent of total team scoring	C	Team Captain
L	Libero Player		

Timing and Results provided by  TISSOT



Match No: 68

**Match Results**  
Результат / Отчет о матче

Match Duration: 1h 36m  
Attendance: 212

**MEX vs THA**  
1 3

Teams	Sets	1	2	3	4	Total
<b>MEX</b>	<b>1</b>	18	25	16	22	81
<b>THA</b>	<b>3</b>	25	23	25	25	98
	<b>Playing Time</b>	20m	22m	20m	25m	1h 27m

First Referee: NESTERENKO Kirill (RUS)

Second Referee: JASINSKI Dariusz (POL)

<b>MEX - Mexico</b>								
No	C/L	Name	1	2	3	4	5	Pts
1		VALDES Jesus	2	3	2	3		13
3		TOVAR Eduardo				1		
4		PETRIS Martin Gilberto	5	6	5	6		8
5		LIZARRAGA Efrain Guadalupe	11	11		7		3
7		BARAJAS Jorge Alejandro	1	2	1	2		3
8		VARGAS OSORIO Daniel	7		11			2
9		GUERRERO Ismael						
10	L	MEDINA David Raul	L	L	L	L		
11		ORELLANA Nestor	4	5	4	5		7
12		ARANZUBIA Rodolfo	4	4	4	4		
13		CORDOVA ARVIZU Samuel	3	4	3	4		15
14	C	AGUILERA Tomas Alonso	6	1	6	1		10
<b>Head Coach</b>		VALDEZ NIEBLA Jesus Edgar						
<b>Assistant Coach</b>		ARENAS Jesus Antonio						

<b>THA - Thailand</b>								
No	C/L	Name	1	2	3	4	5	Pts
1		RAKSAKAEW Jirayu	4	4	4	4		23
2		VAENPRADAB Montri	6	6	6	6		6
3		TABWISES Wanchai	5	5	5			5
4		KESAPAN Nattapong			17	1		1
5		NILSAWAI Kissada	3	3	3	3		16
7		BOUDANG Yuranan						
8		SILAPASRON Kanit				1		
9	C	SRI-UTTHAWONG Kittikun		17	3	5		4
10	L	TOONTUPTHAI Piyarat	L	L	L	L		
14		SOMKANE Kitsada	2	2	2	2		10
16		NAKPRASONG Teerasak						
17		CHAROENSUK Saranchit	1	1	1			
<b>Head Coach</b>		SUPAJIRAKUL Monchai						
<b>Assistant Coach</b>		MANAPORNCHAI Khjhornsak						

**TEAM AND PLAYER PERFORMANCES**

Won	Total Atts	No Name	Scoring Skills	Won	Total Atts	No Name
<b>46</b>	<b>122</b>	<b>Total Team</b>		<b>51</b>	<b>109</b>	<b>Total Team</b>
12	23	1 VALDES Jesus	<b>Spike</b>	18	36	1 RAKSAKAEW Jirayu
9	17	13 CORDOVA ARVIZU Samuel		13	20	5 NILSAWAI Kissada
9	15	14 AGUILERA Tomas Alonso		9	22	14 SOMKANE Kitsada
<b>10</b>	<b>65</b>	<b>Total Team</b>	<b>Block</b>	<b>12</b>	<b>71</b>	<b>Total Team</b>
6	31	13 CORDOVA ARVIZU Samuel		4	10	1 RAKSAKAEW Jirayu
1	4	11 ORELLANA Nestor		3	20	5 NILSAWAI Kissada
1	3	7 BARAJAS Jorge Alejandro	2	4	9 SRI-UTTHAWONG Kittikun	
<b>5</b>	<b>82</b>	<b>Total Team</b>	<b>Serve</b>	<b>2</b>	<b>97</b>	<b>Total Team</b>
2	10	5 LIZARRAGA Efrain Guadalupe		1	12	1 RAKSAKAEW Jirayu
2	18	7 BARAJAS Jorge Alejandro		1	16	14 SOMKANE Kitsada
1	12	1 VALDES Jesus				
<b>20</b>		<b>Total Team</b>	<b>Opp Error</b>	<b>33</b>		<b>Total Team</b>
<b>81</b>	<b>269</b>	<b>Total Team</b>	<b>Total</b>	<b>98</b>	<b>277</b>	<b>Total Team</b>
<b>15</b>	<b>57</b>	13 CORDOVA ARVIZU Samuel	<b>Best Scorer</b>	<b>23</b>	<b>58</b>	1 RAKSAKAEW Jirayu

<b>LEGEND</b>			
<b>Atts</b>	Attempts	<b>C</b>	Team Captain
<b>L</b>	Libero player	<b>L</b>	Substitute libero
<b>n</b>	Starting line-up where n = starting position on court (i.e. positions 1 to 6)	<b>nn</b>	Substitute where nn = jersey number of out going player
<b>Opp</b>	Opponent	<b>Pts</b>	Points scored

Timing and Results provided by **TISSOT**





Match No: 68

### Match Statistics

статистика

Match Duration: 1h 36m  
Attendance: 212

### MEX vs THA

1 3

Teams	Sets	1	2	3	4	Total
MEX	1	18	25	16	22	81
THA	3	25	23	25	25	98
Playing Time		20m	22m	20m	25m	1h 27m

First Referee: NESTERENKO Kirill (RUS)

Second Referee: JASINSKI Dariusz (POL)

### MEX - Mexico

Scoring Spike

Limit 15.00%

Rk	No	Name	Spikes	Faults	Shots	Total Attempts	Eff %
1	1	VALDES Jesus	12	4	7	23	34.78
2	4	PETRIS Martin Gilberto	7	2	16	25	20.00
3	11	ORELLANA Nestor	6	5	14	25	4.00
	13	CORDOVA ARVIZU Samuel	9	1	7	17	
	14	AGUILERA Tomas Alonso	9	3	3	15	
	8	VARGAS OSORIO Daniel	2	2	3	7	
	7	BARAJAS Jorge Alejandro	-	1	3	4	
	3	TOVAR Eduardo	-	1	2	3	
	5	LIZARRAGA Efrain Guadalupe	1	1	-	2	
	10	MEDINA David Raul	-	-	1	1	
	9	GUERRERO Ismael	-	-	-	-	
	12	ARANZUBIA Rodolfo	-	-	-	-	
Team Totals			46	20	56	122	21.31

Scoring Block


Rk	No	Name	Kill Blocks	Faults	Rebounds	Total Attempts	Avg by Set
1	13	CORDOVA ARVIZU Samuel	6	19	6	31	1.50
2	14	AGUILERA Tomas Alonso	1	11	2	14	0.25
2	4	PETRIS Martin Gilberto	1	6	1	8	0.25
2	11	ORELLANA Nestor	1	-	3	4	0.25
2	7	BARAJAS Jorge Alejandro	1	2	-	3	0.25
6	1	VALDES Jesus	-	2	-	2	0.00
6	3	TOVAR Eduardo	-	-	1	1	0.00
6	5	LIZARRAGA Efrain Guadalupe	-	1	-	1	0.00
6	8	VARGAS OSORIO Daniel	-	1	-	1	0.00
	9	GUERRERO Ismael	-	-	-	-	
	10	MEDINA David Raul	-	-	-	-	
	12	ARANZUBIA Rodolfo	-	-	-	-	
Team Totals			10	42	13	65	2.50

Scoring Service


Rk	No	Name	Aces	Faults	Serve Hits	Total Attempts	Avg by Set
1	7	BARAJAS Jorge Alejandro	2	3	13	18	0.50
1	5	LIZARRAGA Efrain Guadalupe	2	-	8	10	0.50
3	1	VALDES Jesus	1	5	6	12	0.25
4	14	AGUILERA Tomas Alonso	-	-	12	12	0.00
4	4	PETRIS Martin Gilberto	-	2	9	11	0.00
4	13	CORDOVA ARVIZU Samuel	-	3	6	9	0.00
4	11	ORELLANA Nestor	-	5	4	9	0.00
4	3	TOVAR Eduardo	-	1	-	1	0.00
	8	VARGAS OSORIO Daniel	-	-	-	-	
	9	GUERRERO Ismael	-	-	-	-	
	10	MEDINA David Raul	-	-	-	-	
	12	ARANZUBIA Rodolfo	-	-	-	-	
Team Totals			5	19	58	82	1.25

Team

Opponent Errors & Team Faults	20
-------------------------------	----

Timing and Results provided by  TISSOT



Match No: 68

Match Statistics  
статистика

Match Duration: 1h 36m  
Attendance: 212

MEX vs THA  
1 3

Teams	Sets	1	2	3	4	Total
MEX	1	18	25	16	22	81
THA	3	25	23	25	25	98
	Playing Time	20m	22m	20m	25m	1h 27m

First Referee: NESTERENKO Kirill (RUS)

Second Referee: JASINSKI Dariusz (POL)

MEX - Mexico

Non-Scoring Dig


Rk	No	Name	Digs	Faults	Receptions	Total Attempts	Avg by Set
1	10	MEDINA David Raul	5	6	13	24	1.25
2	4	PETRIS Martin Gilberto	2	-	4	6	0.50
3	13	CORDOVA ARVIZU Samuel	1	-	2	3	0.25
3	12	ARANZUBIA Rodolfo	1	-	1	2	0.25
5	11	ORELLANA Nestor	-	5	5	10	0.00
5	14	AGUILERA Tomas Alonso	-	2	4	6	0.00
5	1	VALDES Jesus	-	-	4	4	0.00
5	7	BARAJAS Jorge Alejandro	-	1	3	4	0.00
5	8	VARGAS OSORIO Daniel	-	-	1	1	0.00
5	5	LIZARRAGA Efrain Guadalupe	-	1	-	1	0.00
	3	TOVAR Eduardo	-	-	-	-	-
	9	GUERRERO Ismael	-	-	-	-	-
<b>Team Totals</b>			9	15	37	61	2.25

Non-Scoring Set


Rk	No	Name	Running Sets	Faults	Still Sets	Total Attempts	Avg by Set
1	7	BARAJAS Jorge Alejandro	29	1	40	70	7.25
2	5	LIZARRAGA Efrain Guadalupe	10	-	11	21	2.50
3	1	VALDES Jesus	1	-	3	4	0.25
3	4	PETRIS Martin Gilberto	1	1	2	4	0.25
3	14	AGUILERA Tomas Alonso	1	-	2	3	0.25
6	10	MEDINA David Raul	-	-	3	3	0.00
6	3	TOVAR Eduardo	-	-	1	1	0.00
6	11	ORELLANA Nestor	-	-	1	1	0.00
6	13	CORDOVA ARVIZU Samuel	-	-	1	1	0.00
	8	VARGAS OSORIO Daniel	-	-	-	-	-
	9	GUERRERO Ismael	-	-	-	-	-
	12	ARANZUBIA Rodolfo	-	-	-	-	-
<b>Team Totals</b>			42	2	64	108	10.50

Non-Scoring Reception

<b>Limit</b> 25.00%

Rk	No	Name	Excellents	Faults	Serve Receptions	Total Attempts	Succ %
1	1	VALDES Jesus	19	-	12	31	61.29
2	10	MEDINA David Raul	11	-	11	22	50.00
	4	PETRIS Martin Gilberto	2	1	9	12	
	14	AGUILERA Tomas Alonso	2	1	4	7	
	12	ARANZUBIA Rodolfo	6	-	-	6	
	3	TOVAR Eduardo	1	-	1	2	
	5	LIZARRAGA Efrain Guadalupe	-	-	-	-	
	7	BARAJAS Jorge Alejandro	-	-	-	-	
	8	VARGAS OSORIO Daniel	-	-	-	-	
	9	GUERRERO Ismael	-	-	-	-	
	11	ORELLANA Nestor	-	-	-	-	
	13	CORDOVA ARVIZU Samuel	-	-	-	-	
<b>Team Totals</b>			41	2	37	80	51.25



Match No: 68

### Match Statistics

статистика

Match Duration: 1h 36m  
Attendance: 212

### MEX vs THA

1 3

Teams	Sets	1	2	3	4	Total
MEX	1	18	25	16	22	81
THA	3	25	23	25	25	98
Playing Time		20m	22m	20m	25m	1h 27m

First Referee: NESTERENKO Kirill (RUS)


Second Referee: JASINSKI Dariusz (POL)

### THA - Thailand


Scoring Spike

Limit 15.00%

Rk	No	Name	Spikes	Faults	Shots	Total Attempts	Eff %
1	5	NILSAWAI Kissada	13	4	3	20	45.00
2	1	RAKSAKAEW Jirayu	18	4	14	36	38.89
3	14	SOMKANE Kitsada	9	4	9	22	22.73
	3	TABWISES Wanchai	5	2	5	12	
	2	VAENPRADAB Montri	4	1	4	9	
	9	SRI-UTTHAWONG Kittikun	2	2	3	7	
	17	CHAROENSUK Saranchit	-	-	2	2	
	8	SILAPASRON Kanit	-	1	-	1	
	4	KESAPAN Nattapong	-	-	-	-	
	7	BOUDANG Yuranan	-	-	-	-	
	10	TOONTUPTHAI Piyarat	-	-	-	-	
	16	NAKPRASONG Teerasak	-	-	-	-	
Team Totals			51	18	40	109	30.28

Scoring Block


Rk	No	Name	Kill Blocks	Faults	Rebounds	Total Attempts	Avg by Set
1	1	RAKSAKAEW Jirayu	4	5	1	10	1.00
2	5	NILSAWAI Kissada	3	13	4	20	0.75
3	2	VAENPRADAB Montri	2	6	11	19	0.50
3	9	SRI-UTTHAWONG Kittikun	2	-	2	4	0.50
5	4	KESAPAN Nattapong	1	1	2	4	0.25
6	14	SOMKANE Kitsada	-	5	1	6	0.00
6	3	TABWISES Wanchai	-	2	3	5	0.00
6	17	CHAROENSUK Saranchit	-	2	1	3	0.00
	7	BOUDANG Yuranan	-	-	-	-	
	8	SILAPASRON Kanit	-	-	-	-	
	10	TOONTUPTHAI Piyarat	-	-	-	-	
	16	NAKPRASONG Teerasak	-	-	-	-	
Team Totals			12	34	25	71	3.00

Scoring Service


Rk	No	Name	Aces	Faults	Serve Hits	Total Attempts	Avg by Set
1	14	SOMKANE Kitsada	1	4	11	16	0.25
1	1	RAKSAKAEW Jirayu	1	3	8	12	0.25
3	5	NILSAWAI Kissada	-	1	17	18	0.00
3	2	VAENPRADAB Montri	-	-	15	15	0.00
3	9	SRI-UTTHAWONG Kittikun	-	1	10	11	0.00
3	17	CHAROENSUK Saranchit	-	1	9	10	0.00
3	3	TABWISES Wanchai	-	1	8	9	0.00
3	4	KESAPAN Nattapong	-	-	6	6	0.00
	7	BOUDANG Yuranan	-	-	-	-	
	8	SILAPASRON Kanit	-	-	-	-	
	10	TOONTUPTHAI Piyarat	-	-	-	-	
	16	NAKPRASONG Teerasak	-	-	-	-	
Team Totals			2	11	84	97	0.50

Team

Opponent Errors & Team Faults	33
-------------------------------	----

Timing and Results provided by  TISSOT



Match No: 68

Match Statistics  
статистика

Match Duration: 1h 36m  
Attendance: 212

MEX vs THA  
1 3

Teams	Sets	1	2	3	4	Total
MEX	1	18	25	16	22	81
THA	3	25	23	25	25	98
	Playing Time	20m	22m	20m	25m	1h 27m

First Referee: NESTERENKO Kirill (RUS)

Second Referee: JASINSKI Dariusz (POL)

THA - Thailand

Non-Scoring Dig

Rk	No	Name	Digs	Faults	Receptions	Total Attempts	Avg by Set
1	10	TOONTUPTHAI Piyarat	4	3	8	15	1.00
2	14	SOMKANE Kitsada	3	5	4	12	0.75
3	5	NILSAWAI Kissada	2	3	5	10	0.50
3	1	RAKSAKAEW Jirayu	2	1	4	7	0.50
5	9	SRI-UTTHAWONG Kittikun	1	-	4	5	0.25
5	3	TABWISES Wanchai	1	-	3	4	0.25
7	17	CHAROENSUK Saranchit	-	-	4	4	0.00
7	4	KESAPAN Nattapong	-	-	1	1	0.00
	2	VAENPRADAB Montri	-	-	-	-	-
	7	BOUDANG Yuranan	-	-	-	-	-
	8	SILAPASRON Kanit	-	-	-	-	-
	16	NAKPRASONG Teerasak	-	-	-	-	-
<b>Team Totals</b>			13	12	33	58	3.25

Non-Scoring Set

Rk	No	Name	Running Sets	Faults	Still Sets	Total Attempts	Avg by Set
1	17	CHAROENSUK Saranchit	28	-	33	61	7.00
2	4	KESAPAN Nattapong	16	-	14	30	4.00
3	2	VAENPRADAB Montri	1	-	2	3	0.25
3	10	TOONTUPTHAI Piyarat	1	-	1	2	0.25
3	3	TABWISES Wanchai	1	-	-	1	0.25
6	14	SOMKANE Kitsada	-	-	1	1	0.00
	1	RAKSAKAEW Jirayu	-	-	-	-	-
	5	NILSAWAI Kissada	-	-	-	-	-
	7	BOUDANG Yuranan	-	-	-	-	-
	8	SILAPASRON Kanit	-	-	-	-	-
	9	SRI-UTTHAWONG Kittikun	-	-	-	-	-
	16	NAKPRASONG Teerasak	-	-	-	-	-
<b>Team Totals</b>			47		51	98	11.75

Non-Scoring Reception
<b>Limit</b>
25.00%

Rk	No	Name	Excellents	Faults	Serve Receptions	Total Attempts	Succ %
1	10	TOONTUPTHAI Piyarat	14	1	6	21	66.67
2	14	SOMKANE Kitsada	13	2	6	21	61.90
	3	TABWISES Wanchai	5	2	4	11	
	9	SRI-UTTHAWONG Kittikun	5	-	5	10	
	1	RAKSAKAEW Jirayu	-	-	-	-	
	2	VAENPRADAB Montri	-	-	-	-	
	4	KESAPAN Nattapong	-	-	-	-	
	5	NILSAWAI Kissada	-	-	-	-	
	7	BOUDANG Yuranan	-	-	-	-	
	8	SILAPASRON Kanit	-	-	-	-	
	16	NAKPRASONG Teerasak	-	-	-	-	
	17	CHAROENSUK Saranchit	-	-	-	-	
<b>Team Totals</b>			37	5	21	63	58.73

LEGEND Avg Average Eff% Efficiency Rk Rank Succ% Success %

Timing and Results provided by TISSOT



Match No: 70

### Start List

Стартовый список

## BLR vs EST

First Referee: GALL Jakub (CZE)

Second Referee: SIKANJIC Aleksander (SUI)

### BLR - Belarus White

No.	C/L	Name	Shirt Name	Height m / ft in	Weight kg / lbs	Highest Reach		Date of Birth	Tournament Totals				
						Spike cm	Block cm		Spike	Block	Serve	Total	%
1		RADZIUK Andrei	RADZIUK	1.92/6'4"	91/201	347	320	23 MAR 1990	79	8	9	96	23.02
2		RUSAK Evgeny	RUSAK	1.99/6'6"	89/196	340	305	18 APR 1985	1		1	2	0.48
3		CHARAPOVICH Viachaslau	CHARAPOVIC	1.95/6'5"	90/198	350	330	8 FEB 1992	91	6	5	102	24.46
4		LIASHCHYNSKAS Stasis	LIASHCHYNSKAS	2.05/6'9"	82/181	350	335	16 APR 1991	23	17	5	45	10.79
5		TARAS Sjarhei	TARAS	1.90/6'3"	85/187	355	340	7 FEB 1988					
7		BARDACHOU Aliaksandr	BARDACHOU	1.91/6'3"	73/161	342	330	25 MAY 1993	1			1	0.24
8		KUKLINSKI Pavel	KUKLINSKI	1.94/6'4"	90/198	340	325	18 DEC 1989	13	1	1	15	3.60
9	C	APLEVICH Raman	APLEVICH	1.85/6'1"	89/196	335	310	19 MAR 1986	50	7	3	60	14.39
10		MIASHKOU Sjarhei	MIASHKOU	1.98/6'6"	98/216	345	325	15 NOV 1991	3			3	0.72
11	L	ZABAROUSKI Stanislau	ZABAROUSKI	1.80/5'11"	78/172	335	310	4 JAN 1988	1			1	0.24
18		VASH Dzmistry	VASH	1.93/6'4"	85/187	335	310	23 APR 1988	11	12	8	31	7.43
20		MAROZAU Maksim	MAROZAU	2.04/6'8"	102/225	335	320	29 MAY 1989	38	16	7	61	14.63

Head Coach BEKSHA Viktor

#### Results in this Universiade

Phase	Opponent	Sets	Points per Set
Preliminary	HKG	3 - 0	25-17, 25-21, 25-10
Preliminary	USA	3 - 0	25-18, 25-15, 25-20
Preliminary	EST	3 - 0	25-17, 25-19, 25-19
Preliminary	KOR	1 - 3	20-25, 26-24, 23-25, 17-25
Preliminary	RUS	2 - 3	25-22, 17-25, 22-25, 25-19, 6-15
Quarterfinals (9-16)	AUS	3 - 0	25-20, 25-17, 25-16
Semifinals (9-12)	LAT	3 - 1	23-25, 25-17, 25-20, 25-20

### EST - Estonia Navy

No.	C/L	Name	Shirt Name	Height m / ft in	Weight kg / lbs	Highest Reach		Date of Birth	Tournament Totals				
						Spike cm	Block cm		Spike	Block	Serve	Total	%
1		TAMMEMAA Timo	TAMMEMAA	2.00/6'7"	92/203	340	320	18 NOV 1991	19	5	3	27	7.26
2		KEEL Martti	KEEL	1.89/6'2"	86/190	310	295	30 JAN 1992	4	4	3	11	2.96
6		JUHKAMI Martti	JUHKAMI	1.95/6'5"	91/201	335	315	6 JUN 1988	63	11	7	81	21.77
7		ORAV Oliver	ORAV	1.89/6'2"	77/170	330	300	31 AUG 1995	15	1		16	4.30
8	C	NOLVAK Kusti	NOLVAK	1.89/6'2"	83/183	322	315	6 NOV 1991	5	3	2	10	2.69
10		ROSENBLATT Martti	ROSENBLATT	1.98/6'6"	90/198	341	321	29 DEC 1987	31	1	1	33	8.87
12		KIVISILD Meelis	KIVISILD	1.99/6'6"	90/198	332	317	28 JUL 1990	22	9	3	34	9.14
13		RAADIK Andrus	RAADIK	1.96/6'5"	97/214	330	303	19 OCT 1986	25	1	1	27	7.26
15		KORESAAR Kardo	KORESAAR	2.00/6'7"	99/218	340	320	24 APR 1987	16	2		18	4.84
16	L	JARVEKULG Edgar	JARVEKULG	1.84/6'0"	77/170	315	293	12 JUN 1988					
17		ENNEMUIST Siim	ENNEMUIST	1.97/6'6"	86/190	352	327	5 DEC 1989	18	6	3	27	7.26
20		TIISAAR Mart	TIISAAR	2.04/6'8"	91/201	352	327	5 NOV 1991	76	9	3	88	23.66

Head Coach KEEL Avo

Assistant Coach TIITS Tarmo

#### Results in this Universiade

Phase	Opponent	Sets	Points per Set
Preliminary	USA	3 - 0	25-22, 25-17, 25-18
Preliminary	KOR	0 - 3	23-25, 24-26, 23-25
Preliminary	BLR	0 - 3	17-25, 19-25, 19-25
Preliminary	RUS	0 - 3	18-25, 22-25, 21-25
Preliminary	HKG	3 - 0	25-22, 25-18, 25-17
Quarterfinals (9-16)	SUI	3 - 0	25-19, 25-19, 25-22
Semifinals (9-12)	CHI	3 - 1	25-18, 25-16, 23-25, 25-20

#### LEGEND

% Percent of total team scoring    C Team Captain    L Libero Player

Timing and Results provided by  TISSOT





Match No: 70

### Match Results

Результат / Отчет о матче

Match Duration: 1h 51m  
Attendance: 560

**BLR vs EST**  
3 1

Teams	Sets	1	2	3	4	Total
BLR	3	25	25	22	25	97
EST	1	20	23	25	21	89
	<b>Playing Time</b>	24m	25m	27m	25m	1h 41m

First Referee: GALL Jakub (CZE)

Second Referee: SIKANJIC Aleksander (SUI)

BLR - Belarus								
No	C/L	Name	1	2	3	4	5	Pts
1		RADZIUK Andrei	4	5	4	6		19
2		RUSAK Evgeny						
3		CHARAPOVICH Viachaslau	3	4	3	5		16
4		LIASHCHYNSKAS Stasis	2	6	2	1		4
5		TARAS Siarhei						
7		BARDACHOU Aliaksandr				1		
8		KUKLINSKI Pavel	1	1		7		1
9	C	APLEVICH Raman	1	2	1	3		12
10		MIASHKOU Siarhei						
11	L	ZABAROUSKI Stanislau	L	L	L	L		
18		VASH Dzmitry	6	1	6	2		2
20		MAROZAU Maksim	5	3	5	4		14
<b>Head Coach</b>		BEKSHA Viktor						

EST - Estonia								
No	C/L	Name	1	2	3	4	5	Pts
1		TAMMEMAA Timo						
2		KEEL Martti	4		12	12		3
6		JUHKAMI Martti	5	4	5	4		11
7		ORAV Oliver						
8	C	NOLVAK Kusti		3	4	3		3
10		ROSENBLATT Martti			2	1		3
12		KIVISILD Meelis	3	2	3	2		9
13		RAADIK Andrus	2					1
15		KORESAAR Kardo		1				3
16	L	JARVEKULG Edgar	L	L	L	L		
17		ENNEMUIST Siim	6	5	6	5		11
20		TIISAAR Mart	1	6	1	6		22
<b>Head Coach</b>		KEEL Avo						
<b>Assistant Coach</b>		TIITS Tarmo						

### TEAM AND PLAYER PERFORMANCES

Won	Total Atts	No Name	Scoring Skills	Won	Total Atts	No Name
<b>49</b>	<b>112</b>	<b>Total Team</b>		<b>49</b>	<b>121</b>	<b>Total Team</b>
17	31	1 RADZIUK Andrei	Spike	18	44	20 TIISAAR Mart
11	34	3 CHARAPOVICH Viachaslau		10	25	6 JUHKAMI Martti
11	19	9 APLEVICH Raman		7	12	17 ENNEMUIST Siim
<b>17</b>	<b>58</b>	<b>Total Team</b>	Block	<b>10</b>	<b>65</b>	<b>Total Team</b>
9	20	20 MAROZAU Maksim		3	12	17 ENNEMUIST Siim
3	6	3 CHARAPOVICH Viachaslau		3	8	8 NOLVAK Kusti
2	6	1 RADZIUK Andrei	2	13	20 TIISAAR Mart	
<b>2</b>	<b>96</b>	<b>Total Team</b>	Serve	<b>7</b>	<b>90</b>	<b>Total Team</b>
2	18	3 CHARAPOVICH Viachaslau		2	11	20 TIISAAR Mart
				2	7	2 KEEL Martti
			1	12	17 ENNEMUIST Siim	
<b>29</b>		<b>Total Team</b>	Opp Error	<b>23</b>		<b>Total Team</b>
<b>97</b>	<b>266</b>	<b>Total Team</b>		<b>89</b>	<b>276</b>	<b>Total Team</b>
<b>19</b>	<b>51</b>	<b>1 RADZIUK Andrei</b>	<b>Best Scorer</b>	<b>22</b>	<b>68</b>	<b>20 TIISAAR Mart</b>

#### LEGEND

Atts Attempts  
L Libero player  
n Starting line-up where n = starting position on court (i.e. positions 1 to 6)  
Opp Opponent

C Team Captain  
L Substitute libero  
nn Substitute where nn = jersey number of out going player  
Pts Points scored

Timing and Results provided by TISSOT



Match No: 70

### Match Statistics

статистика

Match Duration: 1h 51m  
Attendance: 560

BLR vs EST  
3 1

Teams	Sets	1	2	3	4	Total
BLR	3	25	25	22	25	97
EST	1	20	23	25	21	89
<b>Playing Time</b>		24m	25m	27m	25m	1h 41m

First Referee: GALL Jakub (CZE)


Second Referee: SIKANJIC Aleksander (SUI)

### BLR - Belarus


Scoring Spike

<b>Limit</b>
15.00%

Rk	No	Name	Spikes	Faults	Shots	Total Attempts	Eff %
1	1	RADZIUK Andrei	17	4	10	31	41.94
2	9	APLEVICH Raman	11	4	4	19	36.84
3	3	CHARAPOVICH Viachaslau	11	6	17	34	14.71
	20	MAROZAU Maksim	5	2	5	12	
	18	VASH Dzmityr	1	1	4	6	
	4	LIASHCHYNSKAS Stasis	3	1	1	5	
	11	ZABAROUSKI Stanislau	-	-	3	3	
	8	KUKLINSKI Pavel	1	-	1	2	
	2	RUSAK Evgeny	-	-	-	-	
	5	TARAS Sjarhei	-	-	-	-	
	7	BARDACHOU Aliaksandr	-	-	-	-	
	10	MIASHKOU Sjarhei	-	-	-	-	
<b>Team Totals</b>			49	18	45	112	27.68

Scoring Block



Rk	No	Name	Kill Blocks	Faults	Rebounds	Total Attempts	Avg by Set
1	20	MAROZAU Maksim	9	6	5	20	2.25
2	3	CHARAPOVICH Viachaslau	3	-	3	6	0.75
3	1	RADZIUK Andrei	2	4	-	6	0.50
4	4	LIASHCHYNSKAS Stasis	1	2	9	12	0.25
4	18	VASH Dzmityr	1	3	2	6	0.25
4	9	APLEVICH Raman	1	5	-	6	0.25
7	8	KUKLINSKI Pavel	-	2	-	2	0.00
	2	RUSAK Evgeny	-	-	-	-	
	5	TARAS Sjarhei	-	-	-	-	
	7	BARDACHOU Aliaksandr	-	-	-	-	
	10	MIASHKOU Sjarhei	-	-	-	-	
	11	ZABAROUSKI Stanislau	-	-	-	-	
<b>Team Totals</b>			17	22	19	58	4.25

Scoring Service


Rk	No	Name	Aces	Faults	Serve Hits	Total Attempts	Avg by Set
1	3	CHARAPOVICH Viachaslau	2	3	13	18	0.50
2	9	APLEVICH Raman	-	1	22	23	0.00
2	18	VASH Dzmityr	-	2	13	15	0.00
2	1	RADZIUK Andrei	-	2	12	14	0.00
2	4	LIASHCHYNSKAS Stasis	-	4	9	13	0.00
2	20	MAROZAU Maksim	-	1	10	11	0.00
2	8	KUKLINSKI Pavel	-	-	2	2	0.00
	2	RUSAK Evgeny	-	-	-	-	
	5	TARAS Sjarhei	-	-	-	-	
	7	BARDACHOU Aliaksandr	-	-	-	-	
	10	MIASHKOU Sjarhei	-	-	-	-	
	11	ZABAROUSKI Stanislau	-	-	-	-	
<b>Team Totals</b>			2	13	81	96	0.50

Team

<b>Opponent Errors &amp; Team Faults</b>	29
--	----

Timing and Results provided by  TISSOT



Match No: 70

Match Statistics  
статистика

Match Duration: 1h 51m  
Attendance: 560


BLR vs EST  
3 1

Teams	Sets	1	2	3	4	Total
BLR	3	25	25	22	25	97
EST	1	20	23	25	21	89
<b>Playing Time</b>		24m	25m	27m	25m	1h 41m


First Referee: GALL Jakub (CZE)

Second Referee: SIKANJIC Aleksander (SUI)

BLR - Belarus

Non-Scoring Dig


Rk	No	Name	Digs	Faults	Receptions	Total Attempts	Avg by Set
1	9	APLEVICH Raman	4	4	7	15	1.00
2	1	RADZIUK Andrei	3	1	3	7	0.75
3	11	ZABAROUSKI Stanislau	1	3	14	18	0.25
3	18	VASH Dzmitry	1	1	7	9	0.25
5	3	CHARAPOVICH Viachaslau	-	2	2	4	0.00
5	4	LIASHCHYNSKAS Stasis	-	-	2	2	0.00
5	20	MAROZAU Maksim	-	1	-	1	0.00
	2	RUSAK Evgeny	-	-	-	-	-
	5	TARAS Sjarhei	-	-	-	-	-
	7	BARDACHOU Aliaksandr	-	-	-	-	-
	8	KUKLINSKI Pavel	-	-	-	-	-
	10	MIASHKOU Sjarhei	-	-	-	-	-
<b>Team Totals</b>			9	12	35	56	2.25

Non-Scoring Set


Rk	No	Name	Running Sets	Faults	Still Sets	Total Attempts	Avg by Set
1	18	VASH Dzmitry	42	1	39	82	10.50
2	11	ZABAROUSKI Stanislau	1	-	5	6	0.25
3	9	APLEVICH Raman	-	1	3	4	0.00
3	1	RADZIUK Andrei	-	-	3	3	0.00
3	3	CHARAPOVICH Viachaslau	-	-	2	2	0.00
3	20	MAROZAU Maksim	-	-	2	2	0.00
3	4	LIASHCHYNSKAS Stasis	-	-	1	1	0.00
	2	RUSAK Evgeny	-	-	-	-	-
	5	TARAS Sjarhei	-	-	-	-	-
	7	BARDACHOU Aliaksandr	-	-	-	-	-
	8	KUKLINSKI Pavel	-	-	-	-	-
	10	MIASHKOU Sjarhei	-	-	-	-	-
<b>Team Totals</b>			43	2	55	100	10.75

Non-Scoring Reception

<b>Limit</b> 25.00%

Rk	No	Name	Excellents	Faults	Serve Receptions	Total Attempts	Succ %
1	11	ZABAROUSKI Stanislau	11	3	11	25	44.00
2	1	RADZIUK Andrei	7	2	11	20	35.00
3	9	APLEVICH Raman	7	-	17	24	29.17
	20	MAROZAU Maksim	1	1	1	3	-
	8	KUKLINSKI Pavel	1	-	1	2	-
	18	VASH Dzmitry	1	1	1	2	-
	4	LIASHCHYNSKAS Stasis	1	-	-	1	-
	2	RUSAK Evgeny	-	-	-	-	-
	3	CHARAPOVICH Viachaslau	-	-	-	-	-
	5	TARAS Sjarhei	-	-	-	-	-
	7	BARDACHOU Aliaksandr	-	-	-	-	-
	10	MIASHKOU Sjarhei	-	-	-	-	-
<b>Team Totals</b>			28	7	42	77	36.36



Match No: 70

### Match Statistics

статистика

Match Duration: 1h 51m  
Attendance: 560

BLR vs EST  
3 1

Teams	Sets	1	2	3	4	Total
BLR	3	25	25	22	25	97
EST	1	20	23	25	21	89
<b>Playing Time</b>		24m	25m	27m	25m	1h 41m

First Referee: GALL Jakub (CZE)


Second Referee: SIKANJIC Aleksander (SUI)

### EST - Estonia

Scoring Spike

<b>Limit</b>
15.00%

Rk	No	Name	Spikes	Faults	Shots	Total Attempts	Eff %
1	20	TIISAAR Mart	18	11	15	44	15.91
2	6	JUHKAMI Martti	10	7	8	25	12.00
	12	KIVISILD Meelis	6	2	7	15	
	10	ROSENBLATT Martti	3	5	5	13	
	17	ENNEMUIST Siim	7	3	2	12	
	13	RAADIK Andrus	1	2	4	7	
	15	KORESAAR Kardo	3	1	-	4	
	2	KEEL Martti	1	-	-	1	
	1	TAMMEMAA Timo	-	-	-	-	
	7	ORAV Oliver	-	-	-	-	
	8	NOLVAK Kusti	-	-	-	-	
	16	JARVEKULG Edgar	-	-	-	-	
<b>Team Totals</b>			49	31	41	121	14.88

Scoring Block


Rk	No	Name	Kill Blocks	Faults	Rebounds	Total Attempts	Avg by Set
1	17	ENNEMUIST Siim	3	2	7	12	0.75
1	8	NOLVAK Kusti	3	4	1	8	0.75
3	12	KIVISILD Meelis	2	7	8	17	0.50
3	20	TIISAAR Mart	2	4	7	13	0.50
5	6	JUHKAMI Martti	-	8	3	11	0.00
5	10	ROSENBLATT Martti	-	1	1	2	0.00
5	2	KEEL Martti	-	-	1	1	0.00
5	13	RAADIK Andrus	-	-	1	1	0.00
	1	TAMMEMAA Timo	-	-	-	-	
	7	ORAV Oliver	-	-	-	-	
	15	KORESAAR Kardo	-	-	-	-	
	16	JARVEKULG Edgar	-	-	-	-	
<b>Team Totals</b>			10	26	29	65	2.50

Scoring Service


Rk	No	Name	Aces	Faults	Serve Hits	Total Attempts	Avg by Set
1	20	TIISAAR Mart	2	-	9	11	0.50
1	2	KEEL Martti	2	3	2	7	0.50
3	6	JUHKAMI Martti	1	3	12	16	0.25
3	12	KIVISILD Meelis	1	2	12	15	0.25
3	17	ENNEMUIST Siim	1	-	11	12	0.25
6	8	NOLVAK Kusti	-	2	11	13	0.00
6	10	ROSENBLATT Martti	-	-	7	7	0.00
6	15	KORESAAR Kardo	-	2	4	6	0.00
6	13	RAADIK Andrus	-	-	3	3	0.00
	1	TAMMEMAA Timo	-	-	-	-	
	7	ORAV Oliver	-	-	-	-	
	16	JARVEKULG Edgar	-	-	-	-	
<b>Team Totals</b>			7	12	71	90	1.75

Team

<b>Opponent Errors &amp; Team Faults</b>	23
--	----

Timing and Results provided by  TISSOT



Match No: 70

### Match Statistics

статистика

Match Duration: 1h 51m  
Attendance: 560


BLR vs EST  
3 1

Teams	Sets	1	2	3	4	Total
BLR	3	25	25	22	25	97
EST	1	20	23	25	21	89
Playing Time		24m	25m	27m	25m	1h 41m


First Referee: GALL Jakub (CZE)

Second Referee: SIKANJIC Aleksander (SUI)

### EST - Estonia

Non-Scoring Dig


Rk	No	Name	Digs	Faults	Receptions	Total Attempts	Avg by Set
1	10	ROSENBLATT Martti	3	-	2	5	0.75
2	16	JARVEKULG Edgar	2	3	5	10	0.50
3	6	JUHKAMI Martti	1	1	8	10	0.25
3	12	KIVISILD Meelis	1	-	5	6	0.25
3	20	TIISAAR Mart	1	2	3	6	0.25
3	15	KORESAAR Kardo	1	1	3	5	0.25
3	2	KEEL Martti	1	2	2	5	0.25
8	17	ENNEMUIST Siim	-	2	3	5	0.00
8	8	NOLVAK Kusti	-	-	4	4	0.00
8	13	RAADIK Andrus	-	1	1	2	0.00
	1	TAMMEMAA Timo	-	-	-	-	-
	7	ORAV Oliver	-	-	-	-	-
<b>Team Totals</b>			10	12	36	58	2.50

Non-Scoring Set


Rk	No	Name	Running Sets	Faults	Still Sets	Total Attempts	Avg by Set
1	8	NOLVAK Kusti	38	-	30	68	9.50
2	2	KEEL Martti	7	-	25	32	1.75
3	16	JARVEKULG Edgar	1	-	3	4	0.25
3	20	TIISAAR Mart	1	-	2	3	0.25
3	17	ENNEMUIST Siim	1	-	1	2	0.25
6	6	JUHKAMI Martti	-	-	5	5	0.00
6	10	ROSENBLATT Martti	-	-	1	1	0.00
6	12	KIVISILD Meelis	-	-	1	1	0.00
	1	TAMMEMAA Timo	-	-	-	-	-
	7	ORAV Oliver	-	-	-	-	-
	13	RAADIK Andrus	-	-	-	-	-
	15	KORESAAR Kardo	-	-	-	-	-
<b>Team Totals</b>			48		68	116	12.00


Non-Scoring Reception

<b>Limit</b> 25.00%

Rk	No	Name	Excellents	Faults	Serve Receptions	Total Attempts	Succ %
1	6	JUHKAMI Martti	12	-	14	26	46.15
	16	JARVEKULG Edgar	6	1	8	15	
	10	ROSENBLATT Martti	3	-	10	13	
	13	RAADIK Andrus	5	-	6	11	
	15	KORESAAR Kardo	-	-	8	8	
	12	KIVISILD Meelis	1	-	2	3	
	17	ENNEMUIST Siim	-	-	2	2	
	20	TIISAAR Mart	-	-	1	1	
	1	TAMMEMAA Timo	-	-	-	-	
	2	KEEL Martti	-	-	-	-	
	7	ORAV Oliver	-	-	-	-	
	8	NOLVAK Kusti	-	-	-	-	
<b>Team Totals</b>			27	1	51	79	34.18

LEGEND

Avg Average      Eff% Efficiency      Rk Rank      Succ% Success %

Timing and Results provided by  TISSOT





Match No: 74

### Start List

Стартовый список

## JPN vs UKR

First Referee: KNIZHNIKOV Nikolay (RUS)

Second Referee: WANG Jun (CHN)

### JPN - Japan Red

No.	C/L	Name	Shirt Name	Height m / ft in	Weight kg / lbs	Highest Reach		Date of Birth	Tournament Totals				
						Spike cm	Block cm		Spike	Block	Serve	Total	%
1	C	OZAWA Shoh	OZAWA	1.78/5'10"	70/154	345	325	5 MAY 1989	4		1	5	1.52
2		CHIJIKI Shunsuke	CHIJIKI	1.93/6'4"	82/181	340	330	6 SEP 1989	47	9	1	57	17.38
3	L	KOGA Taichiro	KOGA	1.69/5'7"	68/150	300	280	4 OCT 1989					
4		SHIOTA Tatsuya	SHIOTA	1.92/6'4"	83/183	335	320	17 NOV 1989	37	1	2	40	12.20
5		FUKATSU Hideomi	FUKATSU	1.80/5'11"	68/150	331	305	1 JUN 1990	6	4	4	14	4.27
6		WATANABE Sogo	WATANABE	1.96/6'5"	83/183	340	320	21 JUL 1990	22	1	1	24	7.32
7		HOSHINO Hidetomo	HOSHINO	1.87/6'2"	82/181	325	310	29 SEP 1990	38	4	2	44	13.41
8		RI Haku	RI	1.93/6'4"	82/181	340	325	27 DEC 1990	8	3		11	3.35
9		DEKITA Takashi	DEKITA	1.99/6'6"	88/194	345	330	13 AUG 1991	82	3	1	86	26.22
10		MAEDA Issei	MAEDA	1.81/5'11"	74/163	320	305	22 SEP 1991					
11		FUSHIMI Yamato	FUSHIMI	2.07/6'9"	120/265	348	320	24 DEC 1991	22	11	3	36	10.98
12		YAMADA Shuzo	YAMADA	1.92/6'4"	80/176	326	310	27 NOV 1992	11			11	3.35
<b>Head Coach</b> TOKUNAGA Fumitoshi				<b>Assistant Coach</b> YAMAMOTO Kenji									

#### Results in this Universiade

Phase	Opponent	Sets	Points per Set
Preliminary	LAT	3 - 0	25-17, 25-12, 27-25
Preliminary	UKR	2 - 3	25-23, 21-25, 25-21, 20-25, 18-20
Preliminary	THA	2 - 3	26-24, 21-25, 14-25, 25-21, 9-15
Quarterfinals	CZE	3 - 1	25-21, 22-25, 25-23, 26-24
Semifinals	RUS	1 - 3	15-25, 10-25, 25-22, 22-25

### UKR - Ukraine White

No.	C/L	Name	Shirt Name	Height m / ft in	Weight kg / lbs	Highest Reach		Date of Birth	Tournament Totals				
						Spike cm	Block cm		Spike	Block	Serve	Total	%
1		PIUN Kyrylo	Piun	2.14/7'0"	107/236	365	350	10 MAY 1989	30	11	2	43	12.54
3	C	STOROZHLYOV Dmytro	Storozhlyo	1.98/6'6"	92/203	340	330	1 JUN 1986	6	9	1	16	4.66
4		KLYAMAR Oleksiy	Klyamar	1.92/6'4"	86/190	340	320	11 APR 1987	39	6	7	52	15.16
5		ZHUMATII Oleksandr	Zhumatii	1.93/6'4"	90/198	350	330	3 APR 1988	59	4	2	65	18.95
6	L	PRYKHODKO Roman	Prykhodko	1.95/6'5"	90/198	320	320	28 MAR 1985					
7		SHORKIN Dmytro	Shorkin	1.90/6'3"	90/198	340	320	16 DEC 1989		1		1	0.29
8		TUPCHII Andrii	Tupchii	2.02/6'8"	96/212	350	335	14 NOV 1986	24	3	3	30	8.75
9		DMYTRIIEV Oleksandr	Dmytriiev	1.98/6'6"	90/198	350	335	20 JUL 1987	1			1	0.29
10		YUSHKEVYCH Ruslan	Yushkevych	2.00/6'7"	98/216	350	335	22 AUG 1985	1			1	0.29
11		MOROZ Mykola	Moroz	2.04/6'8"	88/194	350	330	19 DEC 1992	4			4	1.17
13		RIABUKHA Kostiantyn	Riabukha	2.03/6'8"	100/220	355	330	29 APR 1988	24	15	4	43	12.54
14		IERESHCHENKO Ian	Iereshchen	1.97/6'6"	83/183	360	340	6 APR 1990	74	8	5	87	25.36
<b>Head Coach</b> SKRYPKA Sergii				<b>Assistant Coach</b> PASAZHIN Mykola									

#### Results in this Universiade

Phase	Opponent	Sets	Points per Set
Preliminary	LAT	3 - 0	25-19, 25-20, 25-14
Preliminary	THA	3 - 1	27-25, 25-15, 21-25, 25-23
Preliminary	JPN	3 - 2	23-25, 25-21, 21-25, 25-20, 20-18
Quarterfinals	CAN	3 - 0	25-21, 25-23, 25-23
Semifinals	POL	2 - 3	24-26, 27-25, 18-25, 25-22, 8-15

<b>LEGEND</b>	%	Percent of total team scoring	C	Team Captain	L	Libero Player
---------------	---	-------------------------------	---	--------------	---	---------------

Timing and Results provided by  TISSOT



TUE 16 JUL 2013  
17:00  
18:20

Match No: 74

**Match Results**  
Результат / Отчет о матче

Match Duration: 1h 20m  
Attendance: 3900

**JPN vs UKR**  
3 0

Teams	Sets	1	2	3	Total
JPN	3	25	26	25	76
UKR	0	15	24	23	62
Playing Time		21m	27m	26m	1h 14m

First Referee: KNIZHNIKOV Nikolay (RUS)

Second Referee: WANG Jun (CHN)

JPN - Japan								
No	C/L	Name	1	2	3	4	5	Pts
1	C	OZAWA Shoh	11	11	11			
2		CHIJIKI Shunsuke	1	1	1			11
3	L	KOGA Taichiro	L	L	L			
4		SHIOTA Tatsuya	2	2	2			8
5		FUKATSU Hideomi	6	6	6			3
6		WATANABE Sogo			7			
7		HOSHINO Hidetomo	4	4	4			6
8		RI Haku						
9		DEKITA Takashi	3	3	3			19
10		MAEDA Issei						
11		FUSHIMI Yamato	5	5	5			5
12		YAMADA Shuzo		9	9			
Head Coach		TOKUNAGA Fumitoshi						
Assistant Coach		YAMAMOTO Kenji						

UKR - Ukraine								
No	C/L	Name	1	2	3	4	5	Pts
1		PIUN Kyrylo	4	5				4
3	C	STOROZHYLOV Dmytro	2	3	9			1
4		KLYAMAR Oleksiy	6	1	11			6
5		ZHUMATII Oleksandr	5	8				2
6	L	PRYKHODKO Roman	L	L	L			
7		SHORKIN Dmytro		14				
8		TUPCHII Andrii	5	6	4			7
9		DMYTRIIEV Oleksandr	3	3	1			
10		YUSHKEVYCH Ruslan		1	3			4
11		MOROZ Mykola	4	4	5			4
13		RIABUKHA Kostiantyn	1	2	6			5
14		IERESHCHENKO Ian	3	4	2			7
Head Coach		SKRYPKA Sergii						
Assistant Coach		PASAZHIN Mykola						

**TEAM AND PLAYER PERFORMANCES**

Won	Total Atts	No Name	Scoring Skills	Won	Total Atts	No Name
42	98	<b>Total Team</b>	Spike	32	90	<b>Total Team</b>
15	44	9 DEKITA Takashi		7	21	8 TUPCHII Andrii
11	25	2 CHIJIKI Shunsuke		6	20	14 IERESHCHENKO Ian
6	15	7 HOSHINO Hidetomo	6	13	4 KLYAMAR Oleksiy	
8	54	<b>Total Team</b>	Block	8	60	<b>Total Team</b>
3	13	9 DEKITA Takashi		2	8	10 YUSHKEVYCH Ruslan
3	17	4 SHIOTA Tatsuya		2	7	1 PIUN Kyrylo
2	5	5 FUKATSU Hideomi	1	3	11 MOROZ Mykola	
2	74	<b>Total Team</b>	Serve		64	<b>Total Team</b>
1	8	11 FUSHIMI Yamato				
1	11	9 DEKITA Takashi				
24		<b>Total Team</b>	Opp Error	22		<b>Total Team</b>
76	226	<b>Total Team</b>		62	214	<b>Total Team</b>
19	68	9 DEKITA Takashi	<b>Best Scorer</b>	7	31	8 TUPCHII Andrii
103 km/h		2 CHIJIKI Shunsuke	<b>Fastest Serve</b>	103 km/h		14 IERESHCHENKO Ian

**LEGEND**

Atts Attempts  
L Libero player  
n Starting line-up where n = starting position on court (i.e. positions 1 to 6)  
Opp Opponent

C Team Captain  
L Substitute libero  
nn Substitute where nn = jersey number of out going player  
Pts Points scored

Timing and Results provided by TISSOT



Match No: 74

### Match Statistics

статистика

Match Duration: 1h 20m  
Attendance: 3900

JPN vs UKR  
3 0

Teams	Sets	1	2	3	Total
JPN	3	25	26	25	76
UKR	0	15	24	23	62
Playing Time		21m	27m	26m	1h 14m

First Referee: KNIZHNIKOV Nikolay (RUS)


Second Referee: WANG Jun (CHN)

### JPN - Japan


Scoring Spike

Limit 15.00%

Rk	No	Name	Spikes	Faults	Shots	Total Attempts	Eff %
1	2	CHIJIKI Shunsuke	11	1	13	25	40.00
2	9	DEKITA Takashi	15	9	20	44	13.64
3	7	HOSHINO Hidetomo	6	4	5	15	13.33
	4	SHIOTA Tatsuya	5	1	1	7	
	11	FUSHIMI Yamato	4	-	1	5	
	5	FUKATSU Hideomi	1	-	1	2	
	1	OZAWA Shoh	-	-	-	-	
	3	KOGA Taichiro	-	-	-	-	
	6	WATANABE Sogo	-	-	-	-	
	8	RI Haku	-	-	-	-	
	10	MAEDA Issei	-	-	-	-	
	12	YAMADA Shuzo	-	-	-	-	
Team Totals			42	15	41	98	27.55

Scoring Block


Rk	No	Name	Kill Blocks	Faults	Rebounds	Total Attempts	Avg by Set
1	4	SHIOTA Tatsuya	3	8	6	17	1.00
1	9	DEKITA Takashi	3	6	4	13	1.00
3	5	FUKATSU Hideomi	2	1	2	5	0.67
4	11	FUSHIMI Yamato	-	7	6	13	0.00
4	2	CHIJIKI Shunsuke	-	2	1	3	0.00
4	6	WATANABE Sogo	-	2	-	2	0.00
4	7	HOSHINO Hidetomo	-	-	1	1	0.00
	1	OZAWA Shoh	-	-	-	-	
	3	KOGA Taichiro	-	-	-	-	
	8	RI Haku	-	-	-	-	
	10	MAEDA Issei	-	-	-	-	
	12	YAMADA Shuzo	-	-	-	-	
Team Totals			8	26	20	54	2.67

Scoring Service


Rk	No	Name	Aces	Faults	Serve Hits	Total Attempts	Avg by Set
1	9	DEKITA Takashi	1	1	9	11	0.33
1	11	FUSHIMI Yamato	1	-	7	8	0.33
3	5	FUKATSU Hideomi	-	1	15	16	0.00
3	4	SHIOTA Tatsuya	-	4	8	12	0.00
3	2	CHIJIKI Shunsuke	-	3	7	10	0.00
3	7	HOSHINO Hidetomo	-	-	9	9	0.00
3	1	OZAWA Shoh	-	2	2	4	0.00
3	12	YAMADA Shuzo	-	2	1	3	0.00
3	6	WATANABE Sogo	-	-	1	1	0.00
	3	KOGA Taichiro	-	-	-	-	
	8	RI Haku	-	-	-	-	
	10	MAEDA Issei	-	-	-	-	
Team Totals			2	13	59	74	0.67

Team

Opponent Errors & Team Faults	24
-------------------------------	----

Timing and Results provided by  TISSOT



Match No: 74

Match Statistics  
статистика

Match Duration: 1h 20m  
Attendance: 3900


JPN vs UKR  
3 0

Teams	Sets	1	2	3	Total
JPN	3	25	26	25	76
UKR	0	15	24	23	62
Playing Time		21m	27m	26m	1h 14m

First Referee: KNIZHNIKOV Nikolay (RUS)

Second Referee: WANG Jun (CHN)

JPN - Japan

Non-Scoring Dig


Rk	No	Name	Digs	Faults	Receptions	Total Attempts	Avg by Set
1	3	KOGA Taichiro	9	3	9	21	3.00
2	2	CHIJIKI Shunsuke	4	-	5	9	1.33
2	5	FUKATSU Hideomi	4	1	4	9	1.33
4	7	HOSHINO Hidetomo	2	1	2	5	0.67
5	9	DEKITA Takashi	1	2	2	5	0.33
5	4	SHIOTA Tatsuya	1	-	3	4	0.33
5	6	WATANABE Sogo	1	-	1	2	0.33
5	11	FUSHIMI Yamato	1	-	1	2	0.33
	1	OZAWA Shoh	-	-	-	-	-
	8	RI Haku	-	-	-	-	-
	10	MAEDA Issei	-	-	-	-	-
	12	YAMADA Shuzo	-	-	-	-	-
Team Totals			23	7	27	57	7.67

Non-Scoring Set


Rk	No	Name	Running Sets	Faults	Still Sets	Total Attempts	Avg by Set
1	5	FUKATSU Hideomi	34	1	44	79	11.33
2	3	KOGA Taichiro	4	-	8	12	1.33
3	4	SHIOTA Tatsuya	1	-	1	2	0.33
3	9	DEKITA Takashi	1	-	-	1	0.33
5	7	HOSHINO Hidetomo	-	-	2	2	0.00
5	2	CHIJIKI Shunsuke	-	-	1	1	0.00
	1	OZAWA Shoh	-	-	-	-	-
	6	WATANABE Sogo	-	-	-	-	-
	8	RI Haku	-	-	-	-	-
	10	MAEDA Issei	-	-	-	-	-
	11	FUSHIMI Yamato	-	-	-	-	-
	12	YAMADA Shuzo	-	-	-	-	-
Team Totals			40	1	56	97	13.33

Non-Scoring Reception

Limit 25.00%

Rk	No	Name	Excellents	Faults	Serve Receptions	Total Attempts	Succ %
1	3	KOGA Taichiro	11	-	9	20	55.00
2	2	CHIJIKI Shunsuke	4	-	9	13	30.77
	7	HOSHINO Hidetomo	3	-	9	12	
	6	WATANABE Sogo	2	-	4	6	
	4	SHIOTA Tatsuya	-	-	1	1	
	1	OZAWA Shoh	-	-	-	-	
	5	FUKATSU Hideomi	-	-	-	-	
	8	RI Haku	-	-	-	-	
	9	DEKITA Takashi	-	-	-	-	
	10	MAEDA Issei	-	-	-	-	
	11	FUSHIMI Yamato	-	-	-	-	
	12	YAMADA Shuzo	-	-	-	-	
Team Totals			20		32	52	38.46



TUE 16 JUL 2013  
17:00  
18:20

Match No: 74

### Match Statistics

статистика

Match Duration: 1h 20m  
Attendance: 3900

JPN vs UKR  
3 0

Teams	Sets	1	2	3	Total
JPN	3	25	26	25	76
UKR	0	15	24	23	62
	Playing Time	21m	27m	26m	1h 14m

First Referee: KNIZHNIKOV Nikolay (RUS)


Second Referee: WANG Jun (CHN)

### UKR - Ukraine


Scoring Spike

Limit 15.00%

Rk	No	Name	Spikes	Faults	Shots	Total Attempts	Eff %
1	14	IERESHCHENKO Ian	6	3	11	20	15.00
2	8	TUPCHII Andrii	7	4	10	21	14.29
	4	KLYAMAR Oleksiy	6	5	2	13	
	13	RIABUKHA Kostiantyn	4	2	4	10	
	11	MOROZ Mykola	3	3	4	10	
	5	ZHUMATII Oleksandr	2	4	4	10	
	1	PIUN Kyrylo	2	-	1	3	
	10	YUSHKEVYCH Ruslan	2	-	-	2	
	3	STOROZHYLOV Dmytro	-	-	1	1	
	6	PRYKHODKO Roman	-	-	-	-	
	7	SHORKIN Dmytro	-	-	-	-	
	9	DMYTRIEV Oleksandr	-	-	-	-	
<b>Team Totals</b>			32	21	37	90	12.22

Scoring Block



Rk	No	Name	Kill Blocks	Faults	Rebounds	Total Attempts	Avg by Set
1	10	YUSHKEVYCH Ruslan	2	5	1	8	0.67
1	1	PIUN Kyrylo	2	5	-	7	0.67
3	13	RIABUKHA Kostiantyn	1	9	6	16	0.33
3	14	IERESHCHENKO Ian	1	3	3	7	0.33
3	11	MOROZ Mykola	1	-	2	3	0.33
3	3	STOROZHYLOV Dmytro	1	1	1	3	0.33
7	9	DMYTRIEV Oleksandr	-	1	7	8	0.00
7	4	KLYAMAR Oleksiy	-	1	2	3	0.00
7	8	TUPCHII Andrii	-	2	1	3	0.00
7	7	SHORKIN Dmytro	-	1	1	2	0.00
	5	ZHUMATII Oleksandr	-	-	-	-	
	6	PRYKHODKO Roman	-	-	-	-	
<b>Team Totals</b>			8	28	24	60	2.67

Scoring Service


Rk	No	Name	Aces	Faults	Serve Hits	Total Attempts	Avg by Set
1	13	RIABUKHA Kostiantyn	-	2	10	12	0.00
1	14	IERESHCHENKO Ian	-	4	6	10	0.00
1	9	DMYTRIEV Oleksandr	-	-	9	9	0.00
1	8	TUPCHII Andrii	-	1	6	7	0.00
1	11	MOROZ Mykola	-	1	6	7	0.00
1	1	PIUN Kyrylo	-	-	5	5	0.00
1	10	YUSHKEVYCH Ruslan	-	-	5	5	0.00
1	4	KLYAMAR Oleksiy	-	3	1	4	0.00
1	3	STOROZHYLOV Dmytro	-	-	3	3	0.00
1	5	ZHUMATII Oleksandr	-	-	2	2	0.00
	6	PRYKHODKO Roman	-	-	-	-	
	7	SHORKIN Dmytro	-	-	-	-	
<b>Team Totals</b>				11	53	64	0.00

Team

Opponent Errors & Team Faults	22
-------------------------------	----

Timing and Results provided by  TISSOT





Match No: 74

Match Statistics  
статистика

Match Duration: 1h 20m  
Attendance: 3900


JPN vs UKR  
3 0

Teams	Sets	1	2	3	Total
JPN	3	25	26	25	76
UKR	0	15	24	23	62
	Playing Time	21m	27m	26m	1h 14m


First Referee: KNIZHNIKOV Nikolay (RUS)

Second Referee: WANG Jun (CHN)

UKR - Ukraine

Non-Scoring Dig


Rk	No	Name	Digs	Faults	Receptions	Total Attempts	Avg by Set
1	6	PRYKHODKO Roman	5	4	1	10	1.67
2	14	IERESHCHENKO Ian	1	2	6	9	0.33
2	9	DMYTRIIEV Oleksandr	1	3	5	9	0.33
2	11	MOROZ Mykola	1	-	4	5	0.33
2	13	RIABUKHA Kostiantyn	1	-	2	3	0.33
6	8	TUPCHII Andrii	-	2	4	6	0.00
6	4	KLYAMAR Oleksiy	-	1	4	5	0.00
6	1	PIUN Kyrylo	-	-	2	2	0.00
6	3	STOROZHYLOV Dmytro	-	-	2	2	0.00
6	7	SHORKIN Dmytro	-	-	1	1	0.00
6	5	ZHUMATII Oleksandr	-	1	-	1	0.00
	10	YUSHKEVYCH Ruslan	-	-	-	-	-
<b>Team Totals</b>			9	13	31	53	3.00

Non-Scoring Set



Rk	No	Name	Running Sets	Faults	Still Sets	Total Attempts	Avg by Set
1	9	DMYTRIIEV Oleksandr	20	-	21	41	6.67
2	3	STOROZHYLOV Dmytro	8	-	20	28	2.67
3	6	PRYKHODKO Roman	2	-	9	11	0.67
4	11	MOROZ Mykola	1	-	1	2	0.33
5	14	IERESHCHENKO Ian	-	-	3	3	0.00
5	1	PIUN Kyrylo	-	-	1	1	0.00
5	5	ZHUMATII Oleksandr	-	-	1	1	0.00
5	7	SHORKIN Dmytro	-	-	1	1	0.00
5	10	YUSHKEVYCH Ruslan	-	-	1	1	0.00
	4	KLYAMAR Oleksiy	-	-	-	-	-
	8	TUPCHII Andrii	-	-	-	-	-
	13	RIABUKHA Kostiantyn	-	-	-	-	-
<b>Team Totals</b>			31		58	89	10.33

Non-Scoring Reception

<b>Limit</b> 25.00%

Rk	No	Name	Excellents	Faults	Serve Receptions	Total Attempts	Succ %
1	4	KLYAMAR Oleksiy	9	-	9	18	50.00
2	14	IERESHCHENKO Ian	9	-	11	20	45.00
	6	PRYKHODKO Roman	5	-	7	12	
	11	MOROZ Mykola	2	1	5	8	
	7	SHORKIN Dmytro	-	1	1	2	
	1	PIUN Kyrylo	-	-	-	-	
	3	STOROZHYLOV Dmytro	-	-	-	-	
	5	ZHUMATII Oleksandr	-	-	-	-	
	8	TUPCHII Andrii	-	-	-	-	
	9	DMYTRIIEV Oleksandr	-	-	-	-	
	10	YUSHKEVYCH Ruslan	-	-	-	-	
	13	RIABUKHA Kostiantyn	-	-	-	-	
<b>Team Totals</b>			25	2	33	60	41.67

LEGEND Avg Average Eff% Efficiency Rk Rank Succ% Success %

Timing and Results provided by  TISSOT



Match No: 75

### Start List

Стартовый список

## RUS vs POL

First Referee: BAKUNOVICH Yury (BLR)

Second Referee: TIMERMANIS Kaspars (LAT)

### RUS - Russian Fed. Red

No.	C/L	Name	Shirt Name	Height m / ft in	Weight kg / lbs	Highest Reach		Date of Birth	Tournament Totals				
						Spike cm	Block cm		Spike	Block	Serve	Total	%
1		VOLVICH Artem	Volvich	2.12/6'11"	105/231	360	320	22 JAN 1990	17	17	2	36	8.20
3		KOVALEV Dmitriy	Kovalev	1.98/6'6"	92/203	355	335	15 MAR 1991	5	14	4	23	5.24
4		ANTIPKIN Sergey	Antipkin	1.97/6'6"	83/183	330	310	28 MAR 1986		6	7	13	2.96
5		SYCHEV Oleg	Sychev	2.10/6'11"	100/220	355	340	22 APR 1988	26	11	4	41	9.34
7		SHIPOTKO Denis	Shipotko	2.00/6'7"	95/209	340	310	28 FEB 1985	4			4	0.91
8	C	BIRUYKOV Denis	Biriukov	2.04/6'8"	93/205	355	330	8 DEC 1988	60	8	7	75	17.08
9	L	GOLUBEV Valentin	Golubev	1.86/6'1"	81/179	330	310	3 MAY 1992					
10		MARKIN Alexandr	Markin	1.97/6'6"	96/212	345	320	28 JUL 1990	31	7	2	40	9.11
14		SHCHERBININ Dmitriy	Shcherbinin	2.05/6'9"	100/220	348	330	10 SEP 1989	13	4	3	20	4.56
15		ILINYKH Dmitry	Ilinykh	2.01/6'7"	91/201	351	331	31 JAN 1987	55	11	1	67	15.26
17		ZHIGALOV Maksim	Zhigalov	2.03/6'8"	90/198	355	330	26 JUL 1989	78	15	14	107	24.37
18		SAVIN Sergey	Savin	2.00/6'7"	94/207	357	340	7 OCT 1988	10	2	1	13	2.96

Head Coach SHLIAPNIKOV Sergei

Assistant Coach KHROMENKOV Vladimir

#### Results in this Universiade

Phase	Opponent	Sets	Points per Set
Preliminary	KOR	3 - 0	25-21, 25-16, 25-20
Preliminary	HKG	3 - 0	26-24, 25-12, 25-15
Preliminary	USA	3 - 0	25-13, 25-18, 25-9
Preliminary	EST	3 - 0	25-18, 25-22, 25-21
Preliminary	BLR	3 - 2	22-25, 25-17, 25-22, 19-25, 15-6
Quarterfinals	BRA	3 - 0	25-19, 25-12, 25-14
Semifinals	JPN	3 - 1	25-15, 25-10, 22-25, 25-22

### POL - Poland White

No.	C/L	Name	Shirt Name	Height m / ft in	Weight kg / lbs	Highest Reach		Date of Birth	Tournament Totals				
						Spike cm	Block cm		Spike	Block	Serve	Total	%
2		POPIK Kacper	POPIK	1.91/6'3"	83/183	330	320	19 OCT 1992	2		1	3	0.63
3	C	LOMACZ Grzegorz	LOMACZ	1.87/6'2"	92/203	339	320	1 OCT 1987	6	1	2	9	1.90
4		WLODARCZYK Wojciech	WLODARCZYK	2.00/6'7"	91/201	350	320	28 OCT 1990	55	5	5	65	13.74
5		KLOS Karol	KLOS	2.00/6'7"	85/187	365	338	8 AUG 1989	48	16	10	74	15.64
7		HEBDA Milosz	HEBDA	2.07/6'9"	94/207	350	328	11 MAR 1991	21	2	3	26	5.50
10		ZALINSKI Wosjcieh	ZALINSKI	2.07/6'9"	98/216	350	330	19 FEB 1990	18	2	1	21	4.44
11		ZAJDER Maciej	ZAJDER	2.02/6'8"	100/220	345	325	31 JAN 1988	20	22	12	54	11.42
12		BOCIEK Grzegorz	BOCIEK	2.06/6'9"	114/251	363	340	6 JUN 1991	95	12	8	115	24.31
13		WIERZBOWSKI Krzysztof	WIERZBOWSKI	1.97/6'6"	95/209	340	315	18 JUL 1988	44	3	3	50	10.57
15		FERENS Wojciech	FERENS	1.94/6'4"	95/209	350	320	5 APR 1991	38	5	5	48	10.15
16		HAIN Piotr	HAIN	2.07/6'9"	100/220	354	330	26 FEB 1991	5	3		8	1.69
18	L	WOJTASZEK Damian	WOJTASZEK	1.80/5'11"	80/176	320	310	7 SEP 1988					

Head Coach PANAS Radoslaw


Assistant Coach KWAPISIEWICZ Dominik

#### Results in this Universiade

Phase	Opponent	Sets	Points per Set
Preliminary	CHN	3 - 0	25-19, 25-13, 25-10
Preliminary	SUI	3 - 0	25-17, 25-19, 25-17
Preliminary	MAC	3 - 0	25-6, 25-11, 25-17
Preliminary	AUS	3 - 2	22-25, 23-25, 25-14, 25-19, 15-13
Preliminary	BRA	3 - 0	27-25, 25-23, 25-17
Quarterfinals	KOR	3 - 2	22-25, 25-20, 23-25, 25-23, 22-20
Semifinals	UKR	3 - 2	26-24, 25-27, 25-18, 22-25, 15-8

#### LEGEND

% Percent of total team scoring    C Team Captain    L Libero Player

Timing and Results provided by  TISSOT



TUE 16 JUL 2013  
 20:00  
 21:22

Match No: 75

**Match Results**  
 Результат / Отчет о матче

Match Duration: 1h 22m  
 Attendance: 4900

**RUS vs POL**  
 3 0

Teams	Sets	1	2	3	Total
RUS	3	25	25	25	75
POL	0	22	19	19	60
Playing Time		26m	25m	25m	1h 16m

First Referee: BAKUNOVICH Yury (BLR)

Second Referee: TIMERMANIS Kaspars (LAT)

RUS - Russian Fed.								
No	C/L	Name	1	2	3	4	5	Pts
1		VOLVICH Artem	6	1	6			6
3		KOVALEV Dmitry	1	2	1			6
4		ANTIPKIN Sergey						
5		SYCHEV Oleg	3	4	3			1
7		SHIPOTKO Denis	15		8			
8	C	BIRUYKOV Denis	5	6	5			9
9	L	GOLUBEV Valentin	L	L	L			
10		MARKIN Alexandr						
14		SHCHERBININ Dmitry						
15		ILINYKH Dmitry	2	3	2			7
17		ZHIGALOV Maksim	4	5	4			19
18		SAVIN Sergey						
Head Coach		SHLIAPNIKOV Sergei						
Assistant Coach		KHROMENKOV Vladimir						

POL - Poland								
No	C/L	Name	1	2	3	4	5	Pts
2		POPIK Kacper						
3	C	LOMACZ Grzegorz	6	6	6			
4		WLODARCZYK Wojciech		15	4			2
5		KLOS Karol	2	2	2			8
7		HEBDA Milosz			3			
10		ZALINSKI Wojciech	3	12				
11		ZAJDER Maciej	5	5	5			5
12		BOCIEK Grzegorz	3	3	3			14
13		WIERZBOWSKI Krzysztof	1	1	1			12
15		FERENS Wojciech	4	4	4			3
16		HAIN Piotr	12					
18	L	WOJTASZEK Damian	L	L	L			
Head Coach		PANAS Radoslaw						
Assistant Coach		KWAPISIEWICZ Dominik						

**TEAM AND PLAYER PERFORMANCES**

Won	Total Atts	No Name	Scoring Skills	Won	Total Atts	No Name
30	71	<b>Total Team</b>	Spike	38	81	<b>Total Team</b>
15	26	17 ZHIGALOV Maksim		12	24	12 BOCIEK Grzegorz
5	16	15 ILINYKH Dmitry		10	20	13 WIERZBOWSKI Krzysztof
4	6	1 VOLVICH Artem	Block	7	10	5 KLOS Karol
10	54	<b>Total Team</b>		4	32	<b>Total Team</b>
2	6	3 KOVALEV Dmitry		2	8	13 WIERZBOWSKI Krzysztof
2	12	1 VOLVICH Artem	Serve	1	6	11 ZAJDER Maciej
2	6	8 BIRUYKOV Denis		1	7	12 BOCIEK Grzegorz
8	74	<b>Total Team</b>		2	61	<b>Total Team</b>
3	14	8 BIRUYKOV Denis	1	14	5 KLOS Karol	
3	12	17 ZHIGALOV Maksim	1	8	12 BOCIEK Grzegorz	
2	15	3 KOVALEV Dmitry	Opp Error	16		<b>Total Team</b>
27		<b>Total Team</b>		Total	60	174
75	199	<b>Total Team</b>	<b>Best Scorer</b>		14	39
19	42	17 ZHIGALOV Maksim	<b>Fastest Serve</b>	109 km/h		11 ZAJDER Maciej
112 km/h		17 ZHIGALOV Maksim				

LEGEND			
Atts	Attempts	C	Team Captain
L	Libero player	L	Substitute libero
n	Starting line-up where n = starting position on court (i.e. positions 1 to 6)	nn	Substitute where nn = jersey number of out going player
Opp	Opponent	Pts	Points scored

Timing and Results provided by TISSOT



TUE 16 JUL 2013  
20:00  
21:22

Match No: 75

Match Statistics  
статистика

Match Duration: 1h 22m  
Attendance: 4900

RUS vs POL  
3 0

Teams	Sets	1	2	3	Total
RUS	3	25	25	25	75
POL	0	22	19	19	60
Playing Time		26m	25m	25m	1h 16m

First Referee: BAKUNOVICH Yuri (BLR)


Second Referee: TIMERMANIS Kaspars (LAT)

RUS - Russian Fed.

Scoring Spike

Limit 15.00%

Rk	No	Name	Spikes	Faults	Shots	Total Attempts	Eff %
1	17	ZHIGALOV Maksim	15	3	8	26	46.15
2	15	ILINYKH Dmitry	5	3	8	16	12.50
3	8	BIRUYKOV Denis	4	3	8	15	6.67
	1	VOLVICH Artem	4	-	2	6	
	5	SYCHEV Oleg	-	1	5	6	
	3	KOVALEV Dmitriy	2	-	-	2	
	4	ANTIPKIN Sergey	-	-	-	-	
	7	SHIPOTKO Denis	-	-	-	-	
	9	GOLUBEV Valentin	-	-	-	-	
	10	MARKIN Alexandr	-	-	-	-	
	14	SHCHERBININ Dmitriy	-	-	-	-	
	18	SAVIN Sergey	-	-	-	-	
Team Totals			30	10	31	71	28.17

Scoring Block


Rk	No	Name	Kill Blocks	Faults	Rebounds	Total Attempts	Avg by Set
1	1	VOLVICH Artem	2	7	3	12	0.67
1	15	ILINYKH Dmitry	2	6	1	9	0.67
1	3	KOVALEV Dmitriy	2	2	2	6	0.67
1	8	BIRUYKOV Denis	2	4	-	6	0.67
5	5	SYCHEV Oleg	1	9	7	17	0.33
5	17	ZHIGALOV Maksim	1	2	1	4	0.33
	4	ANTIPKIN Sergey	-	-	-	-	
	7	SHIPOTKO Denis	-	-	-	-	
	9	GOLUBEV Valentin	-	-	-	-	
	10	MARKIN Alexandr	-	-	-	-	
	14	SHCHERBININ Dmitriy	-	-	-	-	
	18	SAVIN Sergey	-	-	-	-	
Team Totals			10	30	14	54	3.33

Scoring Service


Rk	No	Name	Aces	Faults	Serve Hits	Total Attempts	Avg by Set
1	8	BIRUYKOV Denis	3	2	9	14	1.00
1	17	ZHIGALOV Maksim	3	2	7	12	1.00
3	3	KOVALEV Dmitriy	2	1	12	15	0.67
4	15	ILINYKH Dmitry	-	1	13	14	0.00
4	1	VOLVICH Artem	-	-	11	11	0.00
4	5	SYCHEV Oleg	-	3	5	8	0.00
	4	ANTIPKIN Sergey	-	-	-	-	
	7	SHIPOTKO Denis	-	-	-	-	
	9	GOLUBEV Valentin	-	-	-	-	
	10	MARKIN Alexandr	-	-	-	-	
	14	SHCHERBININ Dmitriy	-	-	-	-	
	18	SAVIN Sergey	-	-	-	-	
Team Totals			8	9	57	74	2.67

Team

Opponent Errors & Team Faults	27
-------------------------------	----

Timing and Results provided by  TISSOT



TUE 16 JUL 2013  
20:00  
21:22

Match No: 75

Match Statistics  
статистика

Match Duration: 1h 22m  
Attendance: 4900


RUS vs POL  
3 0

Teams	Sets	1	2	3	Total
RUS	3	25	25	25	75
POL	0	22	19	19	60
Playing Time		26m	25m	25m	1h 16m

First Referee: BAKUNOVICH Yuri (BLR)

Second Referee: TIMERMANIS Kaspars (LAT)

RUS - Russian Fed.

Non-Scoring Dig


Rk	No	Name	Digs	Faults	Receptions	Total Attempts	Avg by Set
1	8	BIRUYKOV Denis	2	1	6	9	0.67
1	9	GOLUBEV Valentin	2	1	5	8	0.67
1	1	VOLVICH Artem	2	-	1	3	0.67
4	17	ZHIGALOV Maksim	1	3	3	7	0.33
5	3	KOVALEV Dmitriy	-	3	6	9	0.00
5	15	ILINYKH Dmitry	-	-	4	4	0.00
	4	ANTIPKIN Sergey	-	-	-	-	
	5	SYCHEV Oleg	-	-	-	-	
	7	SHIPOTKO Denis	-	-	-	-	
	10	MARKIN Alexandr	-	-	-	-	
	14	SHCHERBININ Dmitriy	-	-	-	-	
	18	SAVIN Sergey	-	-	-	-	
<b>Team Totals</b>			7	8	25	40	2.33


Non-Scoring Set


Rk	No	Name	Running Sets	Faults	Still Sets	Total Attempts	Avg by Set
1	3	KOVALEV Dmitriy	19	1	31	51	6.33
2	9	GOLUBEV Valentin	2	-	3	5	0.67
2	15	ILINYKH Dmitry	2	-	1	3	0.67
4	8	BIRUYKOV Denis	1	-	3	4	0.33
4	7	SHIPOTKO Denis	1	-	-	1	0.33
	1	VOLVICH Artem	-	-	-	-	
	4	ANTIPKIN Sergey	-	-	-	-	
	5	SYCHEV Oleg	-	-	-	-	
	10	MARKIN Alexandr	-	-	-	-	
	14	SHCHERBININ Dmitriy	-	-	-	-	
	17	ZHIGALOV Maksim	-	-	-	-	
	18	SAVIN Sergey	-	-	-	-	
<b>Team Totals</b>			25	1	38	64	8.33

Non-Scoring Reception

<b>Limit</b> 25.00%

Rk	No	Name	Excellents	Faults	Serve Receptions	Total Attempts	Succ %
1	15	ILINYKH Dmitry	7	-	10	17	41.18
2	9	GOLUBEV Valentin	6	2	7	15	40.00
3	8	BIRUYKOV Denis	3	-	8	11	27.27
	1	VOLVICH Artem	-	-	-	-	
	3	KOVALEV Dmitriy	-	-	-	-	
	4	ANTIPKIN Sergey	-	-	-	-	
	5	SYCHEV Oleg	-	-	-	-	
	7	SHIPOTKO Denis	-	-	-	-	
	10	MARKIN Alexandr	-	-	-	-	
	14	SHCHERBININ Dmitriy	-	-	-	-	
	17	ZHIGALOV Maksim	-	-	-	-	
	18	SAVIN Sergey	-	-	-	-	
<b>Team Totals</b>			16	2	25	43	37.21

Timing and Results provided by  TISSOT





TUE 16 JUL 2013  
20:00  
21:22

Match No: 75

Match Statistics  
статистика

Match Duration: 1h 22m  
Attendance: 4900

RUS vs POL  
3 0

Teams	Sets	1	2	3	Total
RUS	3	25	25	25	75
POL	0	22	19	19	60
Playing Time		26m	25m	25m	1h 16m

First Referee: BAKUNOVICH Yuri (BLR)

Second Referee: TIMERMANIS Kaspars (LAT)

POL - Poland

Scoring Spike

Limit 15.00%

Rk	No	Name	Spikes	Faults	Shots	Total Attempts	Eff %
1	12	BOCIEK Grzegorz	12	5	7	24	29.17
2	13	WIERZBOWSKI Krzysztof	10	6	4	20	20.00
	15	FERENS Wojciech	3	3	5	11	
	5	KLOS Karol	7	1	2	10	
	11	ZAJDER Maciej	4	-	5	9	
	4	WLODARCZYK Wojciech	2	2	3	7	
	2	POPIK Kacper	-	-	-	-	
	3	LOMACZ Grzegorz	-	-	-	-	
	7	HEBDA Milosz	-	-	-	-	
	10	ZALINSKI Wosjciech	-	-	-	-	
	16	HAIN Piotr	-	-	-	-	
	18	WOJTASZEK Damian	-	-	-	-	
Team Totals			38	17	26	81	25.93

Scoring Block


Rk	No	Name	Kill Blocks	Faults	Rebounds	Total Attempts	Avg by Set
1	13	WIERZBOWSKI Krzysztof	2	4	2	8	0.67
2	12	BOCIEK Grzegorz	1	3	3	7	0.33
2	11	ZAJDER Maciej	1	1	4	6	0.33
4	15	FERENS Wojciech	-	2	2	4	0.00
4	3	LOMACZ Grzegorz	-	-	3	3	0.00
4	5	KLOS Karol	-	1	2	3	0.00
4	4	WLODARCZYK Wojciech	-	-	1	1	0.00
	2	POPIK Kacper	-	-	-	-	
	7	HEBDA Milosz	-	-	-	-	
	10	ZALINSKI Wosjciech	-	-	-	-	
	16	HAIN Piotr	-	-	-	-	
	18	WOJTASZEK Damian	-	-	-	-	
Team Totals			4	11	17	32	1.33

Scoring Service


Rk	No	Name	Aces	Faults	Serve Hits	Total Attempts	Avg by Set
1	5	KLOS Karol	1	2	11	14	0.33
1	12	BOCIEK Grzegorz	1	4	3	8	0.33
3	11	ZAJDER Maciej	-	3	9	12	0.00
3	13	WIERZBOWSKI Krzysztof	-	3	6	9	0.00
3	3	LOMACZ Grzegorz	-	3	5	8	0.00
3	15	FERENS Wojciech	-	1	4	5	0.00
3	4	WLODARCZYK Wojciech	-	1	2	3	0.00
3	16	HAIN Piotr	-	-	1	1	0.00
3	10	ZALINSKI Wosjciech	-	1	-	1	0.00
	2	POPIK Kacper	-	-	-	-	
	7	HEBDA Milosz	-	-	-	-	
	18	WOJTASZEK Damian	-	-	-	-	
Team Totals			2	18	41	61	0.67

Team

Opponent Errors & Team Faults	16
-------------------------------	----

Timing and Results provided by  TISSOT



TUE 16 JUL 2013  
20:00  
21:22

Match No: 75

Match Statistics  
статистика

Match Duration: 1h 22m  
Attendance: 4900


RUS vs POL  
3 0

Teams	Sets	1	2	3	Total
RUS	3	25	25	25	75
POL	0	22	19	19	60
Playing Time		26m	25m	25m	1h 16m


First Referee: BAKUNOVICH Yuri (BLR)

Second Referee: TIMERMANIS Kaspars (LAT)

POL - Poland

Non-Scoring Dig


Rk	No	Name	Digs	Faults	Receptions	Total Attempts	Avg by Set
1	18	WOJTASZEK Damian	5	5	9	19	1.67
2	12	BOCIEK Grzegorz	2	3	5	10	0.67
2	13	WIERZBOWSKI Krzysztof	2	2	4	8	0.67
4	3	LOMACZ Grzegorz	-	2	3	5	0.00
4	4	WLODARCZYK Wojciech	-	2	2	4	0.00
4	5	KLOS Karol	-	2	2	4	0.00
4	11	ZAJDER Maciej	-	1	1	2	0.00
4	15	FERENS Wojciech	-	-	1	1	0.00
	2	POPIK Kacper	-	-	-	-	-
	7	HEBDA Milosz	-	-	-	-	-
	10	ZALINSKI Wosjciech	-	-	-	-	-
	16	HAIN Piotr	-	-	-	-	-
<b>Team Totals</b>			9	17	27	53	3.00

Non-Scoring Set



Rk	No	Name	Running Sets	Faults	Still Sets	Total Attempts	Avg by Set
1	3	LOMACZ Grzegorz	36	1	34	71	12.00
2	5	KLOS Karol	1	-	3	4	0.33
2	12	BOCIEK Grzegorz	1	-	-	1	0.33
4	18	WOJTASZEK Damian	-	1	2	3	0.00
4	13	WIERZBOWSKI Krzysztof	-	-	2	2	0.00
4	4	WLODARCZYK Wojciech	-	-	1	1	0.00
	2	POPIK Kacper	-	-	-	-	-
	7	HEBDA Milosz	-	-	-	-	-
	10	ZALINSKI Wosjciech	-	-	-	-	-
	11	ZAJDER Maciej	-	-	-	-	-
	15	FERENS Wojciech	-	-	-	-	-
	16	HAIN Piotr	-	-	-	-	-
<b>Team Totals</b>			38	2	42	82	12.67

Non-Scoring Reception

<b>Limit</b> 25.00%

Rk	No	Name	Excellents	Faults	Serve Receptions	Total Attempts	Succ %
1	15	FERENS Wojciech	9	2	3	14	64.29
2	13	WIERZBOWSKI Krzysztof	12	2	5	19	63.16
3	18	WOJTASZEK Damian	11	2	7	20	55.00
	4	WLODARCZYK Wojciech	4	2	4	10	-
	2	POPIK Kacper	-	-	-	-	-
	3	LOMACZ Grzegorz	-	-	-	-	-
	5	KLOS Karol	-	-	-	-	-
	7	HEBDA Milosz	-	-	-	-	-
	10	ZALINSKI Wosjciech	-	-	-	-	-
	11	ZAJDER Maciej	-	-	-	-	-
	12	BOCIEK Grzegorz	-	-	-	-	-
	16	HAIN Piotr	-	-	-	-	-
<b>Team Totals</b>			36	8	19	63	57.14

LEGEND Avg Average Eff% Efficiency Rk Rank Succ% Success %

Timing and Results provided by  TISSOT



# Result Book

27th Summer Universiade in Kazan 2013



## Volleyball

Women's





## Team Roster

Состав команд

As of SUN 7 JUL 2013 at 14:26

### BRA - Brazil

No	C/L	Name	Shirt Name	ID	Height m / ft in	Weight kg / lbs	Highest Reach		Date of Birth	Club	National Selections				
							Spike cm	Block cm			WCH	OG	Int	Tot	
1		SANTOS Carla		121077	1.78/5'10"	67/148	294	288	17 JAN 1992	UNIP	6				
2		SILVA Mayhara		122350	1.83/6'0"	73/161	303	297	9 APR 1989	UNIP					
3		SILVA Bruna		90903	1.80/5'11"	76/168	301	292	3 JUL 1989	UNIP					
4		CARRIJO Juliana		90870	1.75/5'9"	71/157	284	272	25 FEB 1992	ESAGS	6				
5		BIDIAS Regiane		90858	1.90/6'3"	76/168	306	298	2 OCT 1986	BENNET	6				
6		CIDRAO Sonaly		114687	1.82/6'0"	77/170	295	283	20 JUN 1993	UNIP					
7		SILVA Ana Carolina		90904	1.84/6'0"	74/163	308	299	8 APR 1991	UNIP					
8	C	FRANCISCO Amanda - Cap		90881	1.81/5'11"	68/150	292	280	16 AUG 1988	BENNET	6				
9	L	SILVA Tassia		78518	1.70/5'7"	66/146	281	274	3 JUN 1988	UNIP					
10		MOREIRA Danielle		78514	1.80/5'11"	70/154	295	283	9 SEP 1989	UNIP					
11		FARINEA Natasha		90874	1.88/6'2"	76/168	303	292	8 FEB 1986	UNIP	6				
12		RATZKE Roberta		90884	1.85/6'1"	76/168	287	279	28 APR 1990	UDMR	6				
					<b>Team Minimum</b>	1.70/5'7"	66/146	281	272						
					<b>Team Average</b>	1.81/5'11"	73/160	296	286						
					<b>Team Maximum</b>	1.90/6'3"	77/170	308	299						

#### Technical Staff:

<b>Team Manager</b>	BARCELLOS Tagor
<b>Head Coach</b>	GRINER Helio
<b>Assistant Coach</b>	VAN DIJK Spencer
<b>Assistant Coach</b>	GOMES Fernando
<b>Medical</b>	MEDINA Giovanna

#### Uniform colours

<b>Main</b>	Yellow
<b>2nd</b>	White
<b>3rd</b>	

#### Shirt


Yellow
White

#### Shorts

Blue
Green

#### LEGEND

<b>C</b>	Team Captain	<b>Int</b>	Other International Competitions	<b>L</b>	Libero Player	<b>OG</b>	Olympic Games	<b>Tot</b>	Total
<b>WCH</b>	World Championships								

Timing and Results provided by  **TISSOT**



## Team Roster

Состав команд

As of SUN 7 JUL 2013 at 14:26

### CAN - Canada

No	C/L	Name	Shirt Name	ID	Height m / ft in	Weight kg / lbs	Highest Reach		Date of Birth	Club	National Selections			
							Spike cm	Block cm			WCH	OG	Int	Tot
1	L	ANDREW-WASYLIK Tesca Bryn	ANDREW-WASYLIK	110267	1.69/5'7"	60/132	285	275	11 AUG 1990	University of Winnipeg				
2		CRANSTON Dana Margaret	CRANSTON	110364	1.88/6'2"	73/161	312	300	5 DEC 1991	Colorado State University			2	2
5		CHARUK Lucille June	CHARUK	110304	1.89/6'2"	90/198	310	300	13 AUG 1989	University of Houston				
9		LOVE Tabitha Ashly	LOVE	110384	1.96/6'5"	85/187	325	305	11 SEP 1991	UCLA			6	6
12		CYR Megan Elizabeth Mae	CYR	110370	1.83/6'0"	76/168	295	280	1 JUN 1990	North Carolina State				
13		NADEAU Marie-Sophie	NADEAU	110396	1.84/6'0"	80/176	311	290	10 OCT 1989	University of Montreal				
14	C	RICHEY Kyla Elizabeth	RICHEY	110413	1.87/6'2"	80/176	307	291	20 JUN 1989	UBC			14	14
15		PERRIN Alicia	PERRIN	110425	1.88/6'2"	85/187	305	290	1 JUN 1992	Trinity Western University				
16		NYHOF Kelly Elizabeth	NYHOF	110400	1.80/5'11"	84/185	303	296	29 JUN 1991	Humber College				
17		FRENCH Kelci Brooke	FRENCH	110377	1.81/5'11"	77/170	292	278	28 JAN 1990	Trinity Western University			5	5
18		MARCELLE Shanice Anastasia	MARCELLE	110394	1.80/5'11"	65/143	305	290	28 MAY 1990	UBC			20	20
20		BARCLAY Lisa Dawn Margaret	BARCLAY	110274	1.87/6'2"	82/181	310	300	7 JUN 1992	UBC			20	20
					<b>Team Minimum</b>	1.69/5'7"	60/132	285	275					
					<b>Team Average</b>	1.84/6'1"	78/172	305	291					
					<b>Team Maximum</b>	1.96/6'5"	90/198	325	305					

#### Technical Staff:

**Head Coach** LUDWIG Arnd  
**Assistant Coach** SCHMIDT Gina Pauline  
**Assistant Coach** TRUDEL Olivier  
**Medical** BEAUSOLEIL Ashley

#### Uniform colours

**Main**  
**2nd**  
**3rd**

#### Shirt

Black  
 Red  
 White

#### Shorts

Black  
 Red  
 Black

#### LEGEND

**C** Team Captain      **Int** Other International Competitions      **L** Libero Player      **OG** Olympic Games      **Tot** Total

**WCH** World Championships

Timing and Results provided by  **TISSOT**





## Team Roster

Состав команд

As of SUN 7 JUL 2013 at 14:26

### CHI - Chile

No	C/L	Name	Shirt Name	ID	Height m / ft in	Weight kg / lbs	Highest Reach		Date of Birth	Club	National Selections			
							Spike cm	Block cm			WCH	OG	Int	Tot
2		FLORES Paula	Flores	110333	1.74/5'9"	63/139	218	228	17 MAY 1988	Cerro Navia				
3		DELANO Magdalena	Delano	110310	1.76/5'9"	62/137	241	240	7 MAY 1993	Universiad Catolica				
4	L	RUZ Carla	Ruz	110291	1.68/5'6"	59/130	220	228	26 SEP 1991	Cerro Navia				
5		MUNIZAGA Soledad	Munizaga	110320	1.73/5'8"	63/139	241	240	12 NOV 1989	Boston College				
6		NAVARRETE Daniela	Navarrete	110298	1.76/5'9"	67/148	240	234	20 DEC 1992	Universiad Catolica				
7		MARDONEZ Maria Del Pilar	Mardonez	110294	1.77/5'10"	64/141	260	250	16 NOV 1989	Universiad Catolica				
8	C	ESPEJO Francisca	Espejo	110301	1.75/5'9"	62/137	255	250	6 OCT 1989	Cerro Navia				
9		VELEZ Maria Josefina	Velez	110325	1.75/5'9"	66/146	253	248	25 JAN 1991	Universiad Catolica				
10		VORPAHL Chris	Vorpahl	110317	1.77/5'10"	62/137	261	250	4 OCT 1990	Boston College				
11		DEPASSIER Natalia	Depassier	110297	1.78/5'10"	70/154	262	250	11 APR 1987	Providencia				
14		DUCO Beatriz	Duco	110338	1.72/5'8"	65/143	250	250	2 JUN 1991					
17		SANINO Maite	Sanino	110335	1.77/5'10"	67/148	245	240	12 MAY 1993					
					<b>Team Minimum</b>	1.68/5'6"	59/130	218	228					
					<b>Team Average</b>	1.75/5'9"	64/141	246	242					
					<b>Team Maximum</b>	1.78/5'10"	70/154	262	250					

#### Technical Staff:

**Team Manager** SALAS Fernando  
**Head Coach** LOPEZ Igor  
**Assistant Coach** SERRANO Claudio

#### Uniform colours

**Main**  
**2nd**  
**3rd**

#### Shirt

Red  
 White

#### Shorts

Blue  
 Red

#### LEGEND

**C** Team Captain      **Int** Other International Competitions      **L** Libero Player      **OG** Olympic Games      **Tot** Total

**WCH** World Championships

Timing and Results provided by  **TISSOT**



## Team Roster

Состав команд

As of SUN 7 JUL 2013 at 14:26

### CHN - China

No	C/L	Name	Shirt Name	ID	Height m / ft in	Weight kg / lbs	Highest Reach		Date of Birth	Club	National Selections			
							Spike cm	Block cm			WCH	OG	Int	Tot
1		REN Kaiyi		78999	1.83/6'0"	75/165	305	295	14 DEC 1991	BUAA				
2		FU Ting		78983	1.79/5'10"	70/154	300	290	9 NOV 1991	SNU				
3	L	SUN Xiaxia		78976	1.70/5'7"	60/132	290	280	19 MAY 1991	SNU				
4		YU Heng		78995	1.76/5'9"	65/143	295	285	20 MAY 1992	ZIU				
5		FU Ping		78980	1.76/5'9"	68/150	300	290	9 NOV 1991	SNU				
6		XI Zenghui		78934	1.86/6'1"	76/168	300	287	2 SEP 1990	SNU				
7		WANG Danyi		79005	1.78/5'10"	65/143	295	287	10 APR 1989	BUAA				
8		LIU Zichen		78970	1.86/6'1"	78/172	307	295	4 FEB 1993	SNU				
9		SUN Chunni		78967	1.87/6'2"	77/170	307	295	2 MAR 1988	SNU				
10		ZHOU Ying		78975	1.83/6'0"	65/143	295	285	18 OCT 1993	SNU				
11		QU Rongrong		78937	1.83/6'0"	75/165	305	295	12 FEB 1990	SNU				
12	C	ZHAO Shuihan		78924	1.75/5'9"	62/137	300	290	1 JAN 1989	SNU				
					<b>Team Minimum</b>	1.70/5'7"	60/132	290	280					
					<b>Team Average</b>	1.80/5'11"	70/154	300	290					
					<b>Team Maximum</b>	1.87/6'2"	78/172	307	295					

#### Technical Staff:

**Team Manager** FAN Xingyu  
**Head Coach** LIU Donghui  
**Assistant Coach** SHENG Chunyuan  
**Assistant Coach** E Xuewen

#### Uniform colours

**Main** Red  
**2nd** White  
**3rd** White

#### Shirt

Red  
 White  
 White


#### Shorts

Red  
 Yellow  
 Blue

#### LEGEND

**C** Team Captain      **Int** Other International Competitions      **L** Libero Player      **OG** Olympic Games      **Tot** Total

**WCH** World Championships

Timing and Results provided by  **TISSOT**



## Team Roster

Состав команд

As of SUN 7 JUL 2013 at 14:26

### CZE - Czech Republic

No	C/L	Name	Shirt Name	ID	Height m / ft in	Weight kg / lbs	Highest Reach		Date of Birth	Club	National Selections			
							Spike cm	Block cm			WCH	OG	Int	Tot
1		Halbichova Iveta	HALBICHOVA	86810	1.78/5'10"	67/148	290	285	19 DEC 1989	UK Praha CZE				
3		Onderkova Sandra	ONDERKOVA	86958	1.83/6'0"	82/181	296	286	8 MAR 1987	MU Masarykova BRNO CZE				
4		Mudrova Zuzana	MUDROVA	86953	1.86/6'1"	80/176	305	295	30 JAN 1993	U.J.A. Komenskeho Praha CZE				
6		Smidova Monika	SMIDOVA	87017	1.83/6'0"	71/157	300	289	13 JAN 1992	American University Washington				
7		Nachmilnerova Iva	NACHMILNER	86956	1.91/6'3"	81/179	301	291	20 SEP 1988	UP Olomovc CZE				
8		Strakova Vendula	STRAKOVA	86986	1.81/5'11"	73/161	305	295	19 SEP 1991	Hampton University				
10		Holisova Katerina	HOLISOVA	86812	1.76/5'9"	67/148	290	275	10 JAN 1988	Slezska Univerzita Opava CZE				
11		Kojdova Helena	KOJDOVA	86950	1.80/5'11"	65/143	301	290	12 MAY 1991	UP Olomovc CZE				
12	C	Jakubsova Martina	JAKUBSOVA	86820	1.86/6'1"	79/174	305	295	14 JUN 1988	OBCMODNE PODNIKATELSKA UNIVERZITAKARVINE				
13	L	Spacilova Kamila	SPACILOVA	86960	1.74/5'9"	63/139	295	288	9 OCT 1988	Univerzita Ostrava CZE				
14		Holubcova Laura	HOLUBCOVA	86815	1.85/6'1"	75/165	305	295	22 DEC 1989	VSEM Praha CZE				
16		Siruckova Anna	SIRUCKOVA	87011	1.84/6'0"	74/163	300	295	27 AUG 1991	VUT BRNO CZE				
					<b>Team Minimum</b>	1.74/5'9"	63/139	290	275					
					<b>Team Average</b>	1.82/6'0"	73/161	299	290					
					<b>Team Maximum</b>	1.91/6'3"	82/181	305	295					

**Technical Staff:**  
**Head Coach** Melicharek Zdenek  
**Assistant Coach** Kuchar Tomas  
**Assistant Coach** Pavlik Jindrich

**Uniform colours**

**Main**

**2nd**

**3rd**

**Shirt**

Blue

White

Red

**Shorts**

Red

Blue

Blue

**LEGEND**

**C** Team Captain  
**WCH** World Championships

**Int** Other International Competitions

**L** Libero Player

**OG** Olympic Games

**Tot** Total

Timing and Results provided by  **TISSOT**



## Team Roster

Состав команд

As of SUN 7 JUL 2013 at 14:26

### HKG - Hong Kg, China

No	C/L	Name	Shirt Name	ID	Height m / ft in	Weight kg / lbs	Highest Reach		Date of Birth	Club	National Selections			
							Spike cm	Block cm			WCH	OG	Int	Tot
1		YEUNG Sau Mei	S.M. YEUNG	97785	1.83/6'0"	62/137	286	277	30 AUG 1985	Poly U			9	9
2		FONG Sze Man	S.M. FONG	97557	1.74/5'9"	71/157	278	268	30 JAN 1990	HKIVE			6	6
3		KWOK Pui Yiu	P.Y. KWOK	96465	1.73/5'8"	61/134	275	266	20 SEP 1991	City U			0	0
4		LAM Yee Ting	Y.T. LAM	97767	1.66/5'5"	61/134	272	259	26 DEC 1990	Poly U			2	2
5		TSANG Sze Nga	S.N. TSANG	97806	1.75/5'9"	57/126	279	270	7 MAY 1987	IED			6	6
6		FONG Sze Long	S.L. FONG	96618	1.67/5'6"	57/126	268	260	30 JAN 1990	City U			1	1
7	L	CHAN Eu Eu	E.E. CHAN	97720	1.54/5'1"	52/115	250	244	1 OCT 1988	City U			3	3
8		LUNG Tsz Wang	T.W. LUNG	97812	1.70/5'7"	63/139	270	263	23 DEC 1990	City U			2	2
9	C	WONG Bo Kwan	B.K. WONG	97743	1.68/5'6"	59/130	261	260	27 JUN 1992	City U			1	1
10		NG Wing Yan	W.Y. NG	97824	1.76/5'9"	61/134	273	268	28 OCT 1989	City U			3	3
11		IP Hoi Lun, Helen	H.L. IP	97752	1.77/5'10"	71/157	273	268	24 OCT 1990	Poly U			4	4
					<b>Team Minimum</b>	1.54/5'1"	52/115	250	244					
					<b>Team Average</b>	1.71/5'7"	61/135	271	264					
					<b>Team Maximum</b>	1.83/6'0"	71/157	286	277					

#### Technical Staff:

**Head Coach** KWAN Wing Sang  
**Assistant Coach** YOUNG Kin Keung

#### Uniform colours

**Main** Pink  
**2nd** White  
**3rd** Navy

#### Shirt

Pink  
White  
Navy


#### Shorts

Black  
Red  
Navy

#### LEGEND

**C** Team Captain      **Int** Other International Competitions      **L** Libero Player      **OG** Olympic Games      **Tot** Total

**WCH** World Championships

Timing and Results provided by  **TISSOT**



## Team Roster

Состав команд

As of SUN 7 JUL 2013 at 22:23

### JPN - Japan

No	C/L	Name	Shirt Name	ID	Height m / ft in	Weight kg / lbs	Highest Reach		Date of Birth	Club	National Selections			
							Spike cm	Block cm			WCH	OG	Int	Tot
1	L	SATO Arisa	SATO	55061	1.64/5'5"	48/106	270	230	18 JUL 1989	Hitachi Rivale			0	0
2	C	YAMAGUCHI Kaname	YAMAGUCHI	55064	1.70/5'7"	72/159	293	271	6 NOV 1989	JT Marvelous			2	2
3		OUMI Akari	OUMI	55112	1.71/5'7"	64/141	297	276	10 NOV 1989	NEC Red Rockets			4	4
4		YOSHIMURA Shiho	YOSHIMURA	55114	1.68/5'6"	68/150	292	275	13 DEC 1989	Ageo Medics			2	2
5		NAKAMURA Ayumi	NAKAMURA	55117	1.77/5'10"	70/154	299	280	29 AUG 1990	JT Marvelous			3	3
6		OKUMURA Mai	OKUMURA	55119	1.77/5'10"	67/148	300	280	31 OCT 1990	JT Marvelous			2	2
7		YAMAGISHI Akane	YAMAGISHI	55120	1.64/5'5"	55/121	283	263	8 JAN 1991	Ageo Medics			1	1
8		HATTORI Ayuka	HATTORI	55059	1.79/5'10"	63/139	296	293	1 OCT 1987	Tokyo Women's Sports University			0	0
9		YATAKA Naoko	YATAKA	55137	1.76/5'9"	67/148	296	278	4 DEC 1991	Tokai University			1	1
10		TANAKA Misaki	TANAKA	55150	1.73/5'8"	65/143	285	273	28 DEC 1991	Kaetsu University (JPN)			1	1
11		TERAI Yumi	TERAI	55152	1.81/5'11"	70/154	305	285	31 MAR 1992	Kaetsu University (JPN)			2	2
12		IMAMURA Yuka	IMAMURA	55158	1.75/5'9"	72/159	293	288	2 SEP 1993	Aoyoma Gakuin University (JPN)			1	1
					<b>Team Minimum</b>	1.64/5'5"	48/106	270	230					
					<b>Team Average</b>	1.73/5'8"	65/143	292	274					
					<b>Team Maximum</b>	1.81/5'11"	72/159	305	293					

#### Technical Staff:

<b>Team Manager</b>	MIYAKOZAWA Tadao
<b>Head Coach</b>	NAKANISHI Yasumi
<b>Assistant Coach</b>	FUJII Masahiro
<b>Assistant Coach</b>	TAWARA Hisanobu
<b>Medical</b>	NISHINO Tomofumi
<b>Medical</b>	ITAKURA Hisako

#### Uniform colours

<b>Main</b>
<b>2nd</b>
<b>3rd</b>

#### Shirt


Red
White
Black

#### Shorts

Black
Black
Black

#### LEGEND

<b>C</b>	Team Captain	<b>Int</b>	Other International Competitions	<b>L</b>	Libero Player	<b>OG</b>	Olympic Games	<b>Tot</b>	Total
<b>WCH</b>	World Championships								

Timing and Results provided by  **TISSOT**





## Team Roster

Состав команд

As of SUN 7 JUL 2013 at 14:26

### NOR - Norway

No	C/L	Name	Shirt Name	ID	Height m / ft in	Weight kg / lbs	Highest Reach		Date of Birth	Club	National Selections			
							Spike cm	Block cm			WCH	OG	Int	Tot
1	L	VOELSTAD Maria Skaardal		94918	1.60/5'3"	54/119	261	245	12 JUN 1994	UIS Volley			0	0
2		SANDANGER Elise		94948	1.67/5'6"	59/130	270	255	20 MAR 1988	BSI			3	3
3		BORSHEIM Anja Oevregaard		79327	1.72/5'8"	64/141	289	278	14 DEC 1989	UIS Volley			0	0
4	C	SOERDAL Ingvild		79154	1.70/5'7"	68/150	287	275	27 MAR 1987	Oslo Volley			5	5
5		WENNEBERG Alicia		78997	1.75/5'9"	67/148	290	271	1 SEP 1993	Temple University			0	0
6		ERDAL Ingri Malene		95018	1.74/5'9"	63/139	292	275	5 APR 1987	BSI			3	3
7		HOLE Mari Aase		50820	1.80/5'11"	76/168	309	286	3 AUG 1990	Ohio State University			7	7
8		ULVESETH Oda Johanne		95003	1.81/5'11"	62/137	296	286	12 JUL 1993	Oslo Volley			5	5
9		SKJELBRED Margrethe		79352	1.79/5'10"	73/161	298	280	23 NOV 1993	George Washington University			5	5
10		LUNDE Ingrid		79324	1.80/5'11"	70/154	299	285	1 SEP 1991	Oslo Volley			0	0
11		ELVEBAKK Hilde		79330	1.80/5'11"	85/187	298	283	28 SEP 1988	BSI			3	3
13		GRYDELAND Britt		94790	1.87/6'2"	79/174	297	290	4 JAN 1985	BSI			0	0
					<b>Team Minimum</b>	1.60/5'3"	54/119	261	245					
					<b>Team Average</b>	1.75/5'9"	68/151	291	276					
					<b>Team Maximum</b>	1.87/6'2"	85/187	309	290					

#### Technical Staff:

**Head Coach** FRYDNES Martin Watne  
**Assistant Coach** LISETH Jon Eirik  
**Assistant Coach** NES Paul  
**Medical** TUZOVA Ina

#### Uniform colours

**Main** Red  
**2nd** Blue  
**3rd** White

#### Shirt

Red  
 Blue  
 White


#### Shorts

Blue  
 Blue  
 Blue

#### LEGEND

**C** Team Captain      **Int** Other International Competitions      **L** Libero Player      **OG** Olympic Games      **Tot** Total

**WCH** World Championships

Timing and Results provided by  **TISSOT**



## Team Roster

Состав команд

As of TUE 9 JUL 2013 at 17:21

### POL - Poland

No	C/L	Name	Shirt Name	ID	Height m / ft in	Weight kg / lbs	Highest Reach		Date of Birth	Club	National Selections			
							Spike cm	Block cm			WCH	OG	Int	Tot
2		GREJMAN Anna	Grejman	97983	1.83/6'0"	63/139	307	290	8 JUN 1993	KS Palac Bydgoszcz				
3		SZYMANSKA Marta	Szymanska	98223	1.78/5'10"	62/137	300	280	26 FEB 1986	BKS Aluprof Bielsko Biala				
4		KURNIKOWSKA Natalia	Kurnikowska	98102	1.84/6'0"	68/150	300	285	13 JAN 1992	AZS Bialystok				
5		SLIWINSKA Ewa	Sliwinska	98228	1.82/6'0"	68/150	303	289	27 APR 1993	AGH Galeco Wisla Krakow				
7		LUKASIK Justyna	Lukasik	98097	1.88/6'2"	74/163	305	291	27 JAN 1993	Atom Trefl Sopot				
8	C	WILK Dorota	Wilk	110947	1.78/5'10"	66/146	302	285	28 APR 1988	Atom Trefl Sopot				
10		POLEC Katarzyna	Polec	98156	1.90/6'3"	74/163	309	195	13 FEB 1989	Eliteski AZS UEK Krakow				
11	L	MEDYNSKA Dorota	Dorota	98067	1.70/5'7"	61/134	280	261	25 APR 1993	Impel Wroclaw				
14		KALISZUK Tamara	Kaliszuk	97984	1.80/5'11"	76/168	296	292	20 MAR 1990	Jedynka Aleksandrow Lodzki				
15		RACZYNSKA Justyna	Raczynska	98159	1.80/5'11"	72/159	300	280	12 SEP 1987	Chemik Police				
16	L	DURAJCZYK Agata	Durajczyk	97828	1.70/5'7"	63/139	280	260	19 AUG 1989	Budowlani Lodz				
18		SIKORSKA Aleksandra	Sikorska	98202	1.86/6'1"	71/157	306	286	28 APR 1993	Budowlani Lodz				
					<b>Team Minimum</b>	1.70/5'7"	61/134	280	195					
					<b>Team Average</b>	1.81/5'11"	68/150	299	275					
					<b>Team Maximum</b>	1.90/6'3"	76/168	309	292					

#### Technical Staff:

<b>Head Coach</b>	POPIK Wieslaw
<b>Assistant Coach</b>	GASIOR Rafal
<b>Medical</b>	KOSSAKOWSKI Szymon
<b>Medical</b>	GACA Michal

#### Uniform colours

<b>Main</b>	White
<b>2nd</b>	Red
<b>3rd</b>	Blue

#### Shorts

Red
Red
Blue

#### LEGEND

<b>C</b>	Team Captain	<b>Int</b>	Other International Competitions	<b>L</b>	Libero Player	<b>OG</b>	Olympic Games	<b>Tot</b>	Total
<b>WCH</b>	World Championships								

Timing and Results provided by  **TISSOT**



## Team Roster

Состав команд

As of MON 8 JUL 2013 at 14:01

### PRK - Democratic People's Republic of Korea

No	C/L	Name	Shirt Name	ID	Height m / ft in	Weight kg / lbs	Highest Reach		Date of Birth	Club	National Selections			
							Spike cm	Block cm			WCH	OG	Int	Tot
1		KIM Un Jong	K. UN JONG	4240049	1.82/6'0"	67/148	272	254	2 JUL 1991	Korea Physical Education University				
2		KIM Yong Mi	K. YONG MI	4240050	1.76/5'9"	66/146	261	246	14 NOV 1992	Korea Physical Education University				
3		JONG Jin Sim	J. JIN SIM	4240051	1.82/6'0"	70/154	277	257	1 FEB 1992	Korea Physical Education University				
5		HAN Ok Sim	H. OK SIM	4240048	1.81/5'11"	66/146	267	253	1 OCT 1991	Korea Physical Education University				
6	C	MIN Ok Ju	M. OK JU	4240047	1.76/5'9"	65/143	261	247	2 SEP 1990	Korea Physical Education University				
7		RI Sun Jong	R. SUN JONG	4240056	1.76/5'9"	63/139	266	246	19 MAY 1990	Korea Physical Education University				
8	L	RO Un Yong	R. UN YONG	4240055	1.74/5'9"	66/146	254	242	23 SEP 1994	Korea Physical Education University				
9		RI Pom Hui	R. POM HUI	4240057	1.74/5'9"	70/154	259	244	16 APR 1991	Korea Physical Education University				
10		KANG Suk Gyong	K. SUK GYONG	4240053	1.75/5'9"	67/148	265	250	18 OCT 1993	Korea Physical Education University				
12		PAK Yon Suk	P. YON SUK	4240052	1.70/5'7"	67/148	250	240	13 JUN 1986	Korea Physical Education University				
13	L	JONG Song Hui	J. SONG HUI	4240054	1.70/5'7"	60/132	255	240	30 NOV 1992	Korea Physical Education University				
					<b>Team Minimum</b>	1.70/5'7"	60/132	250	240					
					<b>Team Average</b>	1.76/5'9"	66/146	262	247					
					<b>Team Maximum</b>	1.82/6'0"	70/154	277	257					

#### Technical Staff:

**Head Coach** KANG Ok Sun  
**Assistant Coach** JANG Kyong Su  
**Medical** SIM Myong Song

#### Uniform colours

**Main** red  
**2nd** white  
**3rd**

#### Shirt

red  
white

#### Shorts

red  
red

#### LEGEND

**C** Team Captain  
**WCH** World Championships

**Int** Other International Competitions

**L** Libero Player

**OG** Olympic Games

**Tot** Total

Timing and Results provided by  **TISSOT**



## Team Roster

Состав команд

As of SUN 7 JUL 2013 at 14:26

### RUS - Russian Fed.

No	C/L	Name	Shirt Name	ID	Height m / ft in	Weight kg / lbs	Highest Reach		Date of Birth	Club	National Selections			
							Spike cm	Block cm			WCH	OG	Int	Tot
1		BORODAKOVA-BORISENKO Maria	Borodakova	119561	1.90/6'3"	80/176	301	297	8 MAR 1986	Dinamo Kazan, Kazan (RUS)			79	79
2		SALINA Anastasia	Salina	119599	1.81/5'11"	67/148	295	288	30 DEC 1988	Uralochka-UGMK			0	0
4		ZARYAZHKO Irina	Zaryazhko	119585	1.96/6'5"	78/172	305	390	4 OCT 1991	Uralochka			5	5
5		PASYNKOVA Aleksandra	Pasynkova	119598	1.90/6'3"	75/165	313	305	14 APR 1987	Uralochka-NTMK, Ekaterinburg (RUS)			42	42
8		GONCHAROVA Natalya	Obmochaeva	119590	1.94/6'4"	75/165	315	306	1 JUN 1989	Dinamo Moscow, Moscow (RUS)			28	28
9		BONDAR Kseniia	Bondar	119560	1.90/6'3"	73/161	305	300	1 FEB 1990	Fakel, Novy Urengoy (RUS)			19	19
10	C	PANKOVA Ekaterina	Pankova	119618	1.78/5'10"	64/141	290	285	2 FEB 1990	Zarechie-Odinzovo			22	22
11		CHAPLINA Victoriia	Chaplina	119626	1.88/6'2"	77/170	301	295	23 OCT 1988	Uralochka-NTMK, Ekaterinburg (RUS)			5	5
14		DIANSKAYA Natalia	Dianskaya	4240046	1.92/6'4"	64/141	310	295	7 MAR 1989	Dinamo Krasnodar, Krasnodar (RUS)			22	22
17		MALYKH Natalia	Malykh	119588	1.87/6'2"	65/143	308	297	8 DEC 1993	Zarechie-Odinzovo			13	13
19	L	MALOVA Anna	Malova	119587	1.75/5'9"	72/159	286	290	16 APR 1990	Ufimochka			5	5
20		SHLYAKHOVAYA Anastasia	Shlyakhovaya	119643	1.92/6'4"	69/152	313	307	5 OCT 1990	Omichka			5	5
					<b>Team Minimum</b>	1.75/5'9"	64/141	286	285					
					<b>Team Average</b>	1.88/6'2"	72/158	304	305					
					<b>Team Maximum</b>	1.96/6'5"	80/176	315	390					

#### Technical Staff:

**Team Manager** ERKHOV Andrey  
**Head Coach** MARICHEV Yury  
**Assistant Coach** KURNOSOV Igor  
**Assistant Coach** USHAKOV Konstantin  
**Medical** RASSKAZOV Sergei

#### Uniform colours

**Main**  
**2nd**  
**3rd**

#### Shirt

White  
 Blue  
 Red

#### Shorts

Red  
 Blue  
 Red

#### LEGEND

**C** Team Captain      **Int** Other International Competitions      **L** Libero Player      **OG** Olympic Games      **Tot** Total

**WCH** World Championships

Timing and Results provided by  **TISSOT**



## Team Roster

Состав команд

As of WED 10 JUL 2013 at 22:09

### SVK - Slovakia

No	C/L	Name	Shirt Name	ID	Height m / ft in	Weight kg / lbs	Highest Reach		Date of Birth	Club	National Selections			
							Spike cm	Block cm			WCH	OG	Int	Tot
1		KUCIAKOVA Miroslava	Kuciakova	66099	1.79/5'10"	65/143	303	290	31 JAN 1989	Slavia Bratisla				
2		HUDECOVA Romana	Hudecova	66111	1.79/5'10"	62/137	300	288	21 SEP 1993	COP Nitra				
3		KOSOVA Simona	Kosova	66107	1.87/6'2"	67/148	308	295	27 MAR 1992	Slavia Bratisla				
5		SALANCIOVA Erika	Salanciova	66104	1.86/6'1"	69/152	302	290	14 JUN 1991	Slavia Bratisla				
6		DROBNAKOVA Dominika	Drobnakova	66100	1.82/6'0"	67/148	305	291	4 JUN 1992	Dobrastav BA				
9		PENCOVA Jaroslava	Pencova	66105	1.90/6'3"	80/176	300	290	24 JUN 1990	Dobrastav BA				
11		ABRHAMOVA Michaela	Abrhamova	110355	1.80/5'11"	75/165	300	290	31 AUG 1993	Dobrastav BA				
12		STANKOVIANSKA Monika	Stankovianska	66110	1.90/6'3"	70/154	310	295	26 NOV 1986	Dobrastav BA				
14	L	VALACHOVA Dominika	Valachova	110349	1.65/5'5"	56/123	295	290	4 JUN 1986	Dobrastav BA				
16		KUBOVA Paula	Kubova	66103	1.82/6'0"	68/150	295	288	28 MAY 1986	SP Nova Ves				
17	C	DUDOVA Katarina	Dudova	66095	1.75/5'9"	69/152	288	249	27 APR 1985	Fridek-Mistek				
19		SMATANIKOVA Jaroslava	Smatanikova	66097	1.76/5'9"	67/148	285	280	5 JAN 1992	Slavia Bratisla				
					<b>Team Minimum</b>	1.65/5'5"	56/123	285	249					
					<b>Team Average</b>	1.81/5'11"	68/150	299	286					
					<b>Team Maximum</b>	1.90/6'3"	80/176	310	295					

#### Technical Staff:

**Team Manager** SKLENAR Jozef  
**Head Coach** CADA Miroslav  
**Assistant Coach** MATUSOV Michal  
**Medical** SIROCKY Jan

#### Uniform colours

**Main**  
**2nd**  
**3rd**

#### Shirt


White  
 Blue  
 Red

#### Shorts

Blue  
 Red  
 Blue

#### LEGEND

**C** Team Captain      **Int** Other International Competitions      **L** Libero Player      **OG** Olympic Games      **Tot** Total  
**WCH** World Championships

Timing and Results provided by  **TISSOT**





## Team Roster

Состав команд

As of SUN 7 JUL 2013 at 14:26

### THA - Thailand

No	C/L	Name	Shirt Name	ID	Height m / ft in	Weight kg / lbs	Highest Reach		Date of Birth	Club	National Selections			
							Spike cm	Block cm			WCH	OG	Int	Tot
2	L	PANNOY Piyanut	P. PIYANUT	108000	1.71/5'7"	65/143	280	275	10 NOV 1989	Rattana Bundit			13	13
3		PHANUSIT Em-Orn	P. EM-ORN	108017	1.77/5'10"	66/146	280	275	25 MAR 1988	North Eastern University			15	15
4		NUEKJANG Thatdao	N. THATDAO	108018	1.83/6'0"	66/146	305	287	3 FEB 1994	North Eastern University				
6		SITTIRAK Onuma	S. ONUMA	108044	1.75/5'9"	72/159	303	285	13 JUN 1986	Ramkhamhaeng University			31	31
11		HYAPHA Amporn	H. AMPORN	108022	1.80/5'11"	70/154	301	290	19 MAY 1985	Rattanbundit University			50	50
12		CH AISRI Tapaphaipun	C. TAPAPHAIPUN	108046	1.68/5'6"	60/132	295	276	29 NOV 1989	North Eastern University			27	27
13	C	TOMKOM Nootsara	T. NOOTSARA	108024	1.69/5'7"	57/126	289	278	7 JUL 1985	Rattanbundit University			46	46
14		BUNDASAK Jarasporn	B. JARASPO RN	108030	1.80/5'11"	66/146	290	280	1 MAR 1993	Rattanbundit University			1	1
15		KANTHONG Malika	K. MALIKA	108037	1.77/5'10"	63/139	310	290	8 JAN 1987	Rattanbundit University			32	32
16		GUEDPARD Pornpun	G. PORNPUN	108013	1.72/5'8"	63/139	287	273	5 MAY 1993	Rattanbundit University			5	5
17		KAMULTHALA Kaewkalaya	K. KAEWKALAYA	108016	1.78/5'10"	66/146	298	281	7 AUG 1994	North Eastern University				
19		KEAWBUNDIT Sontaya	K. SONTAYA	108039	1.77/5'10"	60/132	290	280	9 FEB 1991	Rattanbundit University			5	5
					<b>Team Minimum</b>	1.68/5'6"	57/126	280	273					
					<b>Team Average</b>	1.76/5'9"	65/142	294	281					
					<b>Team Maximum</b>	1.83/6'0"	72/159	310	290					

#### Technical Staff:

**Team Manager** CHAROENSUPMANEE Thongchai

**Head Coach** SRISAMUTNAK Nataphon

**Assistant Coach** SRIWACHARAMAYTAKUL Danai

**Medical** LORPRAYOON Ead

#### Uniform colours

**Main**

**2nd**

**3rd**

#### Shirt

Blue

Red

#### Shorts

Black

Black

#### LEGEND

**C** Team Captain  
**WCH** World Championships

**Int** Other International Competitions

**L** Libero Player

**OG** Olympic Games

**Tot** Total

Timing and Results provided by  **TISSOT**



## Team Roster

Состав команд

As of SUN 7 JUL 2013 at 14:26

### TPE - Chinese Taipei

No	C/L	Name	Shirt Name	ID	Height m / ft in	Weight kg / lbs	Highest Reach		Date of Birth	Club	National Selections			
							Spike cm	Block cm			WCH	OG	Int	Tot
3		CHEN Hsi	CHEN. H.	84083	1.78/5'10"	65/143	275	260	15 MAR 1993	National Cheng Kung University				
4		HAN Ping-Ting	HAN. P.T	84066	1.72/5'8"	58/128	270	260	20 JAN 1991	National Sun Yat-sen University				
5		LEE Hsin-Jung	LEE. H.J	84054	1.58/5'2"	50/110	250	245	10 NOV 1992	National Pingtung University				
6		YANG Yi-Chen	YANG. Y.C	84056	1.66/5'5"	60/132	248	243	4 APR 1992	National Taiwan Normal University				
7	L	CHIEN Chia-Hui	CHIEN. C.H	87413	1.63/5'4"	58/128	266	253	27 FEB 1993	National Taiwan Normal University				
8		HSIAO Hsiang-Ling	HSIAO. H.L	84070	1.72/5'8"	63/139	270	269	2 JAN 1993	Taipei physical education College				
10		YIN Yu-Ting	YIN. Y.T	84055	1.68/5'6"	62/137	268	265	14 OCT 1990	National Taiwan Normal University				
11		CHEN Wan-Ting	CHEN. W.T	84043	1.78/5'10"	64/141	274	264	25 NOV 1990	National Taiwan Normal University				
12	C	CHEN Wan-Ching	CHEN. W.C	84058	1.68/5'6"	56/123	268	263	16 JUN 1988	National Taiwan Normal University				
13		WANG Ai-Shih	WANG. A.S	84060	1.78/5'10"	75/165	276	270	10 OCT 1992	National Taiwan Normal University				
16		WANG Pei-Chen	WANG. P.C	84052	1.70/5'7"	62/137	270	263	22 NOV 1992	National Dong Hua University				
17		CHEN Yi-Ju	CHEN. Y.J	84068	1.74/5'9"	64/141	248	243	21 DEC 1989	National Taiwan Normal University				
					<b>Team Minimum</b>	1.58/5'2"	50/110	248	243					
					<b>Team Average</b>	1.70/5'7"	61/135	265	258					
					<b>Team Maximum</b>	1.78/5'10"	75/165	276	270					

#### Technical Staff:

**Head Coach** CHANG En-Chung  
**Assistant Coach** WANG Po-Hua  
**Assistant Coach** LEE CHEN Ying-Ru  
**Medical** CHENG Ting-Yi

#### Uniform colours

**Main**  
**2nd**  
**3rd**

#### Shirt

Black  
 White  
 Red


#### Shorts

Black  
 Black  
 Black

#### LEGEND

**C** Team Captain      **Int** Other International Competitions      **L** Libero Player      **OG** Olympic Games      **Tot** Total

**WCH** World Championships

Timing and Results provided by  **TISSOT**



## Team Roster

Состав команд

As of SUN 7 JUL 2013 at 14:26

### USA - United States

No	C/L	Name	Shirt Name	ID	Height m / ft in	Weight kg / lbs	Highest Reach		Date of Birth	Club	National Selections			
							Spike cm	Block cm			WCH	OG	Int	Tot
2		MADONIA Gina	MADONIA	103524	1.75/5'9"	61/134	280	275	28 JAN 1993	Kansas State University				
3		KEATING Chelsea	KEATING	103542	1.85/6'1"	80/176	305	299	20 JUL 1992	Kansas State University				
4	L	MCCARTY Tristan	MCCARTY	103545	1.78/5'10"	68/150	285	280	23 DEC 1991	Kansas State University				
5		SHURBET Bailey	SHURBET	103534	1.78/5'10"	65/143	287	283	5 OCT 1994	Kansas State University				
6	C	BRAND Katie	BRAND	103503	1.85/6'1"	77/170	299	297	13 APR 1994	Kansas State University				
7		COOK Courtney	COOK	103518	1.82/6'0"	70/154	299	297	26 JAN 1992	Kansas State University				
9		REININGER Katherine	REININGER	103551	1.85/6'1"	75/165	302	299	31 AUG 1994	Kansas State University				
14		JOHNSON Taylor	JOHNSON	103522	1.82/6'0"	77/170	307	302	24 AUG 1992	Kansas State University				
15		LANGHAIM Brookelyn	LANGHAIM	103537	1.92/6'4"	77/170	305	299	30 JAN 1995	Kansas State University				
16		KAUFMAN Dakota	KAUFMAN	103640	1.85/6'1"	74/163	305	302	16 MAY 1992	Kansas State University				
17		PELGER Kaitlynn	PELGER	103531	1.88/6'2"	69/152	299	297	28 MAY 1992	Kansas State University				
18		TRAXSON Courtney	TRAXSON	103535	1.85/6'1"	71/157	305	299	4 MAR 1992	Kansas State University				
					<b>Team Minimum</b>	1.75/5'9"	61/134	280	275					
					<b>Team Average</b>	1.83/6'0"	72/159	298	294					
					<b>Team Maximum</b>	1.92/6'4"	80/176	307	302					

#### Technical Staff:

**Head Coach** FRITZ Susan  
**Assistant Coach** GROVE Jeffrey  
**Assistant Coach** HULSMAYER Jeffery


#### Uniform colours

**Main** Blue  
**2nd** White  
**3rd**

#### Shorts

Blue  
 Red

LEGEND		Int	Other International Competitions	L	Libero Player	OG	Olympic Games	Tot	Total
C	Team Captain								
WCH	World Championships								

Timing and Results provided by  TISSOT



## Results Table - Preliminary Round

Таблица предварительных результатов

As of WED 10 JUL 2013 at 23:08

Pool A				Points per Set					Total Points	Match Duration	Spectators
Match	Date	Teams	Sets	1	2	3	4	5			
4	8 JUL 2013	RUS vs CZE	3 - 0	25 - 17	25 - 17	25 - 16			75 - 50	1h 15m	1.800
6	8 JUL 2013	POL vs USA	3 - 0	25 - 17	25 - 14	25 - 20			75 - 51	1h 23m	60
9	9 JUL 2013	RUS vs POL	3 - 0	25 - 16	25 - 15	25 - 15			75 - 46	1h 12m	2.100
12	9 JUL 2013	CZE vs USA	3 - 0	25 - 14	27 - 25	25 - 14			77 - 53	1h 10m	900
17	10 JUL 2013	USA vs RUS	0 - 3	16 - 25	23 - 25	19 - 25			58 - 75	1h 15m	4.300
18	10 JUL 2013	POL vs CZE	3 - 0	25 - 23	25 - 16	25 - 22			75 - 61	1h 28m	480

Pool B				Points per Set					Total Points	Match Duration	Spectators
Match	Date	Teams	Sets	1	2	3	4	5			
3	8 JUL 2013	CAN vs NOR	3 - 0	25 - 21	25 - 14	25 - 19			75 - 54	1h 16m	170
8	9 JUL 2013	NOR vs BRA	0 - 3	20 - 25	17 - 25	11 - 25			48 - 75	1h 18m	1.200
15	10 JUL 2013	BRA vs CAN	3 - 0	25 - 15	25 - 15	25 - 13			75 - 43	1h 17m	500

Pool C				Points per Set					Total Points	Match Duration	Spectators
Match	Date	Teams	Sets	1	2	3	4	5			
2	8 JUL 2013	PRK vs SVK	3 - 0	25 - 14	25 - 15	25 - 17			75 - 46	1h 16m	700
1	8 JUL 2013	TPE vs CHN	3 - 0	25 - 20	25 - 21	27 - 25			77 - 66	1h 23m	450
10	9 JUL 2013	TPE vs PRK	0 - 3	21 - 25	18 - 25	10 - 25			49 - 75	1h 16m	640
13	9 JUL 2013	CHN vs SVK	1 - 3	22 - 25	25 - 18	20 - 25	26 - 28		93 - 96	1h 54m	167
16	10 JUL 2013	PRK vs CHN	3 - 0	25 - 16	25 - 17	25 - 21			75 - 54	1h 17m	585
20	10 JUL 2013	SVK vs TPE	2 - 3	25 - 20	14 - 25	25 - 21	21 - 25	12 - 15	97 - 106	2h 13m	105

Pool D				Points per Set					Total Points	Match Duration	Spectators
Match	Date	Teams	Sets	1	2	3	4	5			
5	8 JUL 2013	CHI vs JPN	0 - 3	13 - 25	14 - 25	8 - 25			35 - 75	1h 06m	200
7	8 JUL 2013	THA vs HKG	3 - 0	25 - 9	25 - 7	25 - 16			75 - 32	1h 10m	180
11	9 JUL 2013	THA vs CHI	3 - 0	25 - 11	25 - 13	25 - 13			75 - 37	1h 05m	188
14	9 JUL 2013	HKG vs JPN	0 - 3	12 - 25	10 - 25	18 - 25			40 - 75	1h 07m	195
19	10 JUL 2013	JPN vs THA	0 - 3	26 - 28	26 - 28	20 - 25			72 - 81	1h 31m	177
21	10 JUL 2013	CHI vs HKG	3 - 1	29 - 27	20 - 25	25 - 18	25 - 17		99 - 87	1h 57m	99

Statistics of	Average match duration	Average spectators	Total spectators
Preliminary Round	1h 22m	724	15.196

Pool A																	
Rank	Team	Ranking Points	Matches			Results Details					Sets			Points			
			Played	Won	Lost	3-0	3-1	3-2	2-3	1-3	0-3	Won	Lost	Ratio	Won	Lost	Ratio
1	RUS	9	3	3	0	3						9	0	MAX	225	154	1.461
2	POL	6	3	2	1	2					1	6	3	2.000	196	187	1.048
3	CZE	3	3	1	2	1					2	3	6	0.500	188	203	0.926
4	USA	0	3	0	3						3	0	9	0.000	162	227	0.714

Pool B																	
Rank	Team	Ranking Points	Matches			Results Details					Sets			Points			
			Played	Won	Lost	3-0	3-1	3-2	2-3	1-3	0-3	Won	Lost	Ratio	Won	Lost	Ratio
1	BRA	6	2	2	0	2						6	0	MAX	150	91	1.648
2	CAN	3	2	1	1	1					1	3	3	1.000	118	129	0.915
3	NOR	0	2	0	2						2	0	6	0.000	102	150	0.680

Pool C																	
Rank	Team	Ranking Points	Matches			Results Details					Sets			Points			
			Played	Won	Lost	3-0	3-1	3-2	2-3	1-3	0-3	Won	Lost	Ratio	Won	Lost	Ratio
1	PRK	9	3	3	0	3						9	0	MAX	225	149	1.510
2	TPE	5	3	2	1	1		1			1	6	5	1.200	232	238	0.975
3	SVK	4	3	1	2		1		1		1	5	7	0.714	239	274	0.872
4	CHN	0	3	0	3					1	2	1	9	0.111	213	248	0.859



## Results Table - Preliminary Round


Таблица предварительных результатов

As of WED 10 JUL 2013 at 23:08

Pool D																	
Rank	Team	Ranking Points	Matches			Results Details						Sets			Points		
			Played	Won	Lost	3-0	3-1	3-2	2-3	1-3	0-3	Won	Lost	Ratio	Won	Lost	Ratio
1	THA	9	3	3	0	3						9	0	MAX	231	141	1.638
2	JPN	6	3	2	1	2					1	6	3	2.000	222	156	1.423
3	CHI	3	3	1	2		1				2	3	7	0.429	171	237	0.722
4	HKG	0	3	0	3					1	2	1	9	0.111	159	249	0.639

### LEGEND

**MAX** Ratio with no points or sets lost    **Ratio** Ratio of points or sets won/lost    **Rkg. Pts** Ranking Points

Timing and Results provided by  **TISSOT**





## Results Table - Final Round

Итоговая таблица результатов

As of MON 15 JUL 2013 at 22:18

Match	Phase	Date	Teams	Sets	Points per Set					Total Points	Match Duration	Spectators
					1	2	3	4	5			
26	Quarterfinals	12 JUL	THA vs CAN	3 - 0	25 - 17	25 - 16	26 - 24			76 - 57	1h 18m	800
22	Quarterfinals (9-16)	12 JUL	CZE vs CHN	3 - 2	23 - 25	25 - 15	19 - 25	25 - 15	15 - 11	107 - 91	1h 59m	135
28	Quarterfinals	12 JUL	BRA vs JPN	3 - 1	25 - 21	25 - 16	18 - 25	28 - 26		96 - 88	1h 55m	450
23	Quarterfinals (9-16)	12 JUL	SVK vs USA	3 - 0	25 - 10	25 - 18	25 - 19			75 - 47	1h 10m	1.000
27	Quarterfinals	12 JUL	PRK vs POL	1 - 3	25 - 14	21 - 25	21 - 25	18 - 25		85 - 89	1h 51m	2.700
24	Quarterfinals (9-16)	12 JUL	NOR vs HKG	1 - 3	26 - 28	25 - 22	22 - 25	23 - 25		96 - 100	2h 03m	210
25	Quarterfinals	12 JUL	RUS vs TPE	3 - 0	25 - 21	25 - 17	25 - 22			75 - 60	1h 19m	2.400
33	Semifinals (5-8)	13 JUL	PRK vs JPN	0 - 3	8 - 25	7 - 25	15 - 25			30 - 75	1h 03m	580
29	Semifinals (13-16)	13 JUL	USA vs NOR	3 - 0	25 - 18	25 - 15	25 - 16			75 - 49	1h 10m	390
32	Semifinals (5-8)	13 JUL	TPE vs CAN	1 - 3	25 - 27	25 - 14	20 - 25	25 - 27		95 - 93	1h 52m	260
35	Semifinals	13 JUL	POL vs BRA	1 - 3	25 - 20	30 - 32	19 - 25	13 - 25		87 - 102	2h 02m	850
30	Semifinals (9-12)	13 JUL	CZE vs CHI	3 - 0	25 - 21	25 - 14	25 - 12			75 - 47	1h 15m	180
34	Semifinals	13 JUL	RUS vs THA	3 - 0	25 - 18	25 - 19	25 - 18			75 - 55	1h 15m	4.600
31	Semifinals (9-12)	13 JUL	SVK vs HKG	3 - 0	25 - 22	25 - 11	25 - 11			75 - 44	1h 15m	126
39	Classification 7-8	14 JUL	TPE vs PRK	1 - 3	25 - 23	21 - 25	12 - 25	24 - 26		82 - 99	1h 54m	880
36	Classification 13-14	14 JUL	CHN vs USA	3 - 1	25 - 20	25 - 19	22 - 25	25 - 17		97 - 81	1h 36m	232
40	Classification 5-6	14 JUL	CAN vs JPN	0 - 3	23 - 25	21 - 25	20 - 25			64 - 75	1h 26m	870
37	Classification 11-12	14 JUL	CHI vs HKG	3 - 2	25 - 23	22 - 25	19 - 25	25 - 19	15 - 7	106 - 99	2h 18m	223
38	Classification 9-10	14 JUL	CZE vs SVK	0 - 3	23 - 25	20 - 25	16 - 25			59 - 75	1h 22m	96
41	Bronze Medal Match	15 JUL	THA vs POL	3 - 1	25 - 19	25 - 18	19 - 25	25 - 20		94 - 82	1h 50m	1.850
42	Gold Medal Match	15 JUL	RUS vs BRA	3 - 2	25 - 27	25 - 21	25 - 21	16 - 25	15 - 10	106 - 104	2h 14m	4.800

Statistics of	Average match duration	Average spectators	Total spectators
<b>Preliminary Round</b>	1h 22m	724	15.196
<b>Final Round</b>	1h 37m	1.125	23.632
<b>Tournament</b>	1h 30m	924	38.828



## Results Table - Final Round

Итоговая таблица результатов

As of MON 15 JUL 2013 at 22:18

Quarterfinals	Semifinals	Gold Medal Game
<b>RUS - Russian Fed.</b>		
Match 25 <b>TPE - Chinese Taipei</b>	<b>RUS</b> 3 - 0	
<b>THA - Thailand</b>	Match 34 <b>THA</b> 3 - 0	
Match 26 <b>CAN - Canada</b>		<b>RUS</b> 3 - 0
<b>PRK - DPR Korea</b>	Match 42 <b>RUS</b> 3 - 2	
Match 27 <b>POL - Poland</b>	<b>POL</b> 3 - 1	
<b>BRA - Brazil</b>	Match 35 <b>BRA</b> 3 - 1	
Match 28 <b>JPN - Japan</b>		<b>Bronze Medal Game</b>
	<b>THA</b>	
	Match 41 <b>THA</b> 3 - 1	
	<b>POL</b>	

## Classification 5th/8th Place

<b>TPE</b>		
Match 32 <b>CAN</b>	<b>CAN</b> 3 - 1	
<b>PRK</b>	Match 40 <b>JPN</b> 3 - 0	<b>JPN</b> 3 - 0
Match 33 <b>JPN</b>		
<b>TPE</b>		
Match 39 <b>PRK</b>	<b>PRK</b> 3 - 1	



## Results Table - Final Round

Итоговая таблица результатов

As of MON 15 JUL 2013 at 22:18

### Classification 9th/12th Place

<b>CZE</b>			
Match 22	<b>CZE</b>		
<b>CHN</b>	<b>3 - 2</b>		
	Match 30	<b>CZE</b>	
	<b>CHI</b>	<b>3 - 0</b>	
		Match 38	<b>SVK</b>
<b>SVK</b>			<b>3 - 0</b>
Match 23	<b>SVK</b>		
<b>USA</b>	<b>3 - 0</b>		
	Match 31	<b>SVK</b>	
<b>NOR</b>		<b>3 - 0</b>	
Match 24	<b>HKG</b>		
<b>HKG</b>	<b>3 - 1</b>	<b>CHI</b>	
		Match 37	<b>CHI</b>
		<b>HKG</b>	<b>3 - 2</b>

### Classification 13th/16th Place

	<b>CHN</b>	
	Match 36	<b>CHN</b>
<b>USA</b>		<b>3 - 1</b>
Match 29	<b>USA</b>	
<b>NOR</b>	<b>3 - 0</b>	



## Final Standings

Итоговое положение

As of MON 15 JUL 2013 at 22:18

Medal	Rank	Team
Gold	1	RUS - Russian Fed.
Silver	2	BRA - Brazil
Bronze	3	THA - Thailand
	4	POL - Poland
	5	JPN - Japan
	6	CAN - Canada
	7	PRK - DPR Korea
	8	TPE - Chinese Taipei
	9	SVK - Slovakia
	10	CZE - Czech Republic
	11	CHI - Chile
	12	HKG - Hong Kg, China
	13	CHN - China
	14	USA - United States
	15	NOR - Norway





## Cumulative Statistics by Skills


Общая статистика по элементам

### BRA - Brazil

#### AFTER 5 MATCHES

Scoring Spike	No	Name	Spikes	Faults	Shots	Total Attempts	Eff %
	1	SANTOS Carla	2	-	5	7	28.57
	2	SILVA Mayhara	25	8	15	48	35.42
	3	SILVA Bruna	28	14	32	74	18.92
	4	CARRIJO Juliana	3	-	1	4	75.00
	5	BIDIAS Regiane	59	21	99	179	21.23
	6	CIDRAO Sonaly	3	2	7	12	8.33
	7	SILVA Ana Carolina	11	4	8	23	30.43
	8	FRANCISCO Amanda - Cap	41	21	53	115	17.39
	9	SILVA Tassia	-	-	-	-	0.00
	10	MOREIRA Danielle	41	19	60	120	18.33
	11	FARINEA Natasha	33	8	39	80	31.25
	12	RATZKE Roberta	3	2	4	9	11.11
<b>Team Totals</b>			249	99	323	671	22.35

Scoring Block	No	Name	Kill Blocks	Faults	Rebounds	Total Attempts	Avg by Set
	1	SANTOS Carla	-	-	-	-	0.00
	2	SILVA Mayhara	10	21	36	67	0.53
	3	SILVA Bruna	5	7	9	21	0.26
	4	CARRIJO Juliana	-	3	7	10	0.00
	5	BIDIAS Regiane	9	7	25	41	0.47
	6	CIDRAO Sonaly	2	1	1	4	0.11
	7	SILVA Ana Carolina	7	13	6	26	0.37
	8	FRANCISCO Amanda - Cap	4	17	18	39	0.21
	9	SILVA Tassia	-	-	-	-	0.00
	10	MOREIRA Danielle	4	15	13	32	0.21
	11	FARINEA Natasha	15	34	43	92	0.79
	12	RATZKE Roberta	-	3	3	6	0.00
<b>Team Totals</b>			56	122	161	339	2.95

Scoring Service	No	Name	Aces	Faults	Serve Hits	Total Attempts	Avg by Set
	1	SANTOS Carla	-	-	-	-	0.00
	2	SILVA Mayhara	2	2	34	38	0.11
	3	SILVA Bruna	6	2	15	23	0.32
	4	CARRIJO Juliana	1	-	55	56	0.05
	5	BIDIAS Regiane	5	2	75	82	0.26
	6	CIDRAO Sonaly	2	-	8	10	0.11
	7	SILVA Ana Carolina	7	5	24	36	0.37
	8	FRANCISCO Amanda - Cap	5	6	53	64	0.26
	9	SILVA Tassia	-	-	-	-	0.00
	10	MOREIRA Danielle	1	5	26	32	0.05
	11	FARINEA Natasha	5	2	62	69	0.26
	12	RATZKE Roberta	3	3	34	40	0.16
<b>Team Totals</b>			37	27	386	450	1.95

<b>Team</b>	<b>Opponent Errors &amp; Team Faults</b>	110	3
-------------	--	-----	---







## Cumulative Statistics by Skills


Общая статистика по элементам

### BRA - Brazil

#### AFTER 5 MATCHES


Non-Scoring Dig	No	Name	Digs	Faults	Receptions	Total Attempts	Avg by Set
	1	SANTOS Carla	-	-	1	1	0.00
	2	SILVA Mayhara	4	2	11	17	0.21
	3	SILVA Bruna	4	4	26	34	0.21
	4	CARRIJO Juliana	3	8	20	31	0.16
	5	BIDIAS Regiane	16	7	54	77	0.84
	6	CIDRAO Sonaly	2	2	7	11	0.11
	7	SILVA Ana Carolina	2	3	5	10	0.11
	8	FRANCISCO Amanda - Cap	18	15	45	78	0.95
	9	SILVA Tassia	28	30	62	120	1.47
	10	MOREIRA Danielle	14	12	34	60	0.74
	11	FARINEA Natasha	9	4	16	29	0.47
	12	RATZKE Roberta	2	6	16	24	0.11
<b>Team Totals</b>			102	93	297	492	5.37

Non-Scoring Set	No	Name	Running Sets	Faults	Still Sets	Total Attempts	Avg by Set
	1	SANTOS Carla	-	-	-	-	0.00
	2	SILVA Mayhara	1	-	13	14	0.05
	3	SILVA Bruna	-	-	3	3	0.00
	4	CARRIJO Juliana	119	3	183	305	6.26
	5	BIDIAS Regiane	4	1	12	17	0.21
	6	CIDRAO Sonaly	-	-	1	1	0.00
	7	SILVA Ana Carolina	1	-	2	3	0.05
	8	FRANCISCO Amanda - Cap	2	-	14	16	0.11
	9	SILVA Tassia	5	-	23	28	0.26
	10	MOREIRA Danielle	2	-	7	9	0.11
	11	FARINEA Natasha	4	1	12	17	0.21
	12	RATZKE Roberta	85	2	128	215	4.47
<b>Team Totals</b>			223	7	398	628	11.74

Non-Scoring Reception	No	Name	Excellents	Faults	Serve Receptions	Total Attempts	Succ %
	1	SANTOS Carla	1	1	-	2	50.00
	2	SILVA Mayhara	2	1	1	4	50.00
	3	SILVA Bruna	-	-	-	-	0.00
	4	CARRIJO Juliana	-	-	-	-	0.00
	5	BIDIAS Regiane	50	5	93	148	33.78
	6	CIDRAO Sonaly	1	1	1	3	33.33
	7	SILVA Ana Carolina	-	-	-	-	0.00
	8	FRANCISCO Amanda - Cap	24	2	39	65	36.92
	9	SILVA Tassia	42	7	50	99	42.42
	10	MOREIRA Danielle	-	-	-	-	0.00
	11	FARINEA Natasha	-	-	3	3	0.00
	12	RATZKE Roberta	-	-	-	-	0.00
<b>Team Totals</b>			120	17	187	324	37.04

#### LEGEND

Avg Average      Eff% Efficiency      Succ% Success %

Timing and Results provided by  TISSOT





## Cumulative Statistics by Skills


Общая статистика по элементам

### CAN - Canada

#### AFTER 5 MATCHES

Scoring Spike	No	Name	Spikes	Faults	Shots	Total Attempts	Eff %	
	1	ANDREW-WASYLIK Tesca Bryn	-	1	4	5	0.00	
	2	CRANSTON Dana Margaret	13	7	38	58	10.34	
	5	CHARUK Lucille June	19	4	21	44	34.09	
	9	LOVE Tabitha Ashly	26	12	55	93	15.05	
	12	CYR Megan Elizabeth Mae	-	-	2	2	0.00	
	13	NADEAU Marie-Sophie	5	2	14	21	14.29	
	14	RICHEY Kyla Elizabeth	33	19	52	104	13.46	
	15	PERRIN Alicia	26	7	19	52	36.54	
	16	NYHOF Kelly Elizabeth	-	2	-	2	0.00	
	17	FRENCH Kelci Brooke	8	1	6	15	46.67	
	18	MARCELLE Shanice Anastasia	18	9	39	66	13.64	
	20	BARCLAY Lisa Dawn Margaret	34	22	39	95	12.63	
	<b>Team Totals</b>			182	86	289	557	17.24

Scoring Block	No	Name	Kill Blocks	Faults	Rebounds	Total Attempts	Avg by Set	
	1	ANDREW-WASYLIK Tesca Bryn	-	-	1	1	0.00	
	2	CRANSTON Dana Margaret	2	9	9	20	0.13	
	5	CHARUK Lucille June	5	17	32	54	0.31	
	9	LOVE Tabitha Ashly	2	2	5	9	0.13	
	12	CYR Megan Elizabeth Mae	-	-	2	2	0.00	
	13	NADEAU Marie-Sophie	-	1	2	3	0.00	
	14	RICHEY Kyla Elizabeth	5	7	9	21	0.31	
	15	PERRIN Alicia	13	28	21	62	0.81	
	16	NYHOF Kelly Elizabeth	1	3	7	11	0.06	
	17	FRENCH Kelci Brooke	1	9	14	24	0.06	
	18	MARCELLE Shanice Anastasia	6	8	4	18	0.38	
	20	BARCLAY Lisa Dawn Margaret	8	6	4	18	0.50	
	<b>Team Totals</b>			43	90	110	243	2.69

Scoring Service	No	Name	Aces	Faults	Serve Hits	Total Attempts	Avg by Set	
	1	ANDREW-WASYLIK Tesca Bryn	-	-	-	-	0.00	
	2	CRANSTON Dana Margaret	2	-	21	23	0.13	
	5	CHARUK Lucille June	4	7	44	55	0.25	
	9	LOVE Tabitha Ashly	2	1	12	15	0.13	
	12	CYR Megan Elizabeth Mae	1	1	13	15	0.06	
	13	NADEAU Marie-Sophie	-	1	7	8	0.00	
	14	RICHEY Kyla Elizabeth	-	4	42	46	0.00	
	15	PERRIN Alicia	1	3	38	42	0.06	
	16	NYHOF Kelly Elizabeth	-	2	-	2	0.00	
	17	FRENCH Kelci Brooke	2	13	36	51	0.13	
	18	MARCELLE Shanice Anastasia	2	2	34	38	0.13	
	20	BARCLAY Lisa Dawn Margaret	2	6	26	34	0.13	
	<b>Team Totals</b>			16	40	273	329	1.00

Team	Opponent Errors & Team Faults	
		91
		2





## Cumulative Statistics by Skills


Общая статистика по элементам

### CAN - Canada

#### AFTER 5 MATCHES


Non-Scoring Dig	No	Name	Digs	Faults	Receptions	Total Attempts	Avg by Set	
	1	ANDREW-WASYLIK Tesca Bryn	26	19	48	93	1.63	
	2	CRANSTON Dana Margaret	2	2	8	12	0.13	
	5	CHARUK Lucille June	2	4	12	18	0.13	
	9	LOVE Tabitha Ashly	5	2	7	14	0.31	
	12	CYR Megan Elizabeth Mae	2	5	11	18	0.13	
	13	NADEAU Marie-Sophie	2	3	3	8	0.13	
	14	RICHEY Kyla Elizabeth	12	9	21	42	0.75	
	15	PERRIN Alicia	2	4	17	23	0.13	
	16	NYHOF Kelly Elizabeth	-	-	-	-	0.00	
	17	FRENCH Kelci Brooke	11	16	28	55	0.69	
	18	MARCELLE Shanice Anastasia	9	9	24	42	0.56	
	20	BARCLAY Lisa Dawn Margaret	10	10	23	43	0.63	
	<b>Team Totals</b>			83	83	202	368	5.19

Non-Scoring Set	No	Name	Running Sets	Faults	Still Sets	Total Attempts	Avg by Set	
	1	ANDREW-WASYLIK Tesca Bryn	10	-	29	39	0.63	
	2	CRANSTON Dana Margaret	-	-	4	4	0.00	
	5	CHARUK Lucille June	3	-	12	15	0.19	
	9	LOVE Tabitha Ashly	1	-	1	2	0.06	
	12	CYR Megan Elizabeth Mae	22	1	61	84	1.38	
	13	NADEAU Marie-Sophie	-	-	2	2	0.00	
	14	RICHEY Kyla Elizabeth	2	-	7	9	0.13	
	15	PERRIN Alicia	2	-	6	8	0.13	
	16	NYHOF Kelly Elizabeth	1	-	1	2	0.06	
	17	FRENCH Kelci Brooke	118	4	212	334	7.38	
	18	MARCELLE Shanice Anastasia	-	2	6	8	0.00	
	20	BARCLAY Lisa Dawn Margaret	1	-	6	7	0.06	
	<b>Team Totals</b>			160	7	347	514	10.00

Non-Scoring Reception	No	Name	Excellents	Faults	Serve Receptions	Total Attempts	Succ %	
	1	ANDREW-WASYLIK Tesca Bryn	36	3	40	79	45.57	
	2	CRANSTON Dana Margaret	9	4	18	31	29.03	
	5	CHARUK Lucille June	-	-	-	-	0.00	
	9	LOVE Tabitha Ashly	-	1	-	1	0.00	
	12	CYR Megan Elizabeth Mae	-	-	-	-	0.00	
	13	NADEAU Marie-Sophie	8	2	15	25	32.00	
	14	RICHEY Kyla Elizabeth	35	6	51	92	38.04	
	15	PERRIN Alicia	1	-	2	3	33.33	
	16	NYHOF Kelly Elizabeth	-	-	-	-	0.00	
	17	FRENCH Kelci Brooke	1	-	-	1	100.00	
	18	MARCELLE Shanice Anastasia	15	5	49	69	21.74	
	20	BARCLAY Lisa Dawn Margaret	7	2	7	16	43.75	
	<b>Team Totals</b>			112	23	182	317	35.33

#### LEGEND

Avg Average      Eff% Efficiency      Succ% Success %

Timing and Results provided by  TISSOT





## Cumulative Statistics by Skills


Общая статистика по элементам

### CHI - Chile

#### AFTER 5 MATCHES

Scoring Spike	No	Name	Spikes	Faults	Shots	Total Attempts	Eff %
	2	FLORES Paula	2	1	5	8	12.50
	3	DELANO Magdalena	2	3	15	20	0.00
	4	RUZ Carla	2	1	8	11	9.09
	5	MUNIZAGA Soledad	28	11	39	78	21.79
	6	NAVARRETE Daniela	1	-	3	4	25.00
	7	MARDONEZ Maria Del Pilar	4	6	12	22	0.00
	8	ESPEJO Francisca	32	22	57	111	9.01
	9	VELEZ Maria Josefina	8	7	18	33	3.03
	10	VORPAHL Chris	85	37	98	220	21.82
	11	DEPASSIER Natalia	21	12	33	66	13.64
	14	DUCO Beatriz	-	1	-	1	0.00
	17	SANINO Maite	19	25	56	100	0.00
	<b>Team Totals</b>			204	126	344	674

Scoring Block	No	Name	Kill Blocks	Faults	Rebounds	Total Attempts	Avg by Set
	2	FLORES Paula	-	7	5	12	0.00
	3	DELANO Magdalena	-	3	3	6	0.00
	4	RUZ Carla	-	-	1	1	0.00
	5	MUNIZAGA Soledad	4	32	27	63	0.22
	6	NAVARRETE Daniela	1	8	5	14	0.06
	7	MARDONEZ Maria Del Pilar	-	2	1	3	0.00
	8	ESPEJO Francisca	2	12	12	26	0.11
	9	VELEZ Maria Josefina	1	6	5	12	0.06
	10	VORPAHL Chris	5	26	19	50	0.28
	11	DEPASSIER Natalia	7	37	35	79	0.39
	14	DUCO Beatriz	-	-	1	1	0.00
	17	SANINO Maite	8	20	19	47	0.44
	<b>Team Totals</b>			28	153	133	314

Scoring Service	No	Name	Aces	Faults	Serve Hits	Total Attempts	Avg by Set
	2	FLORES Paula	6	7	37	50	0.33
	3	DELANO Magdalena	-	1	9	10	0.00
	4	RUZ Carla	-	-	-	-	0.00
	5	MUNIZAGA Soledad	2	2	39	43	0.11
	6	NAVARRETE Daniela	2	1	18	21	0.11
	7	MARDONEZ Maria Del Pilar	-	-	3	3	0.00
	8	ESPEJO Francisca	2	2	22	26	0.11
	9	VELEZ Maria Josefina	-	1	26	27	0.00
	10	VORPAHL Chris	2	13	39	54	0.11
	11	DEPASSIER Natalia	4	1	47	52	0.22
	14	DUCO Beatriz	-	1	3	4	0.00
	17	SANINO Maite	1	4	30	35	0.06
	<b>Team Totals</b>			19	33	273	325

Team	Opponent Errors & Team Faults		
		73	6





## Cumulative Statistics by Skills


Общая статистика по элементам

### CHI - Chile


#### AFTER 5 MATCHES

Non-Scoring Dig	No	Name	Digs	Faults	Receptions	Total Attempts	Avg by Set
	2	FLORES Paula	3	9	17	29	0.17
	3	DELANO Magdalena	-	2	1	3	0.00
	4	RUZ Carla	63	12	71	146	3.50
	5	MUNIZAGA Soledad	3	2	9	14	0.17
	6	NAVARRETE Daniela	3	4	9	16	0.17
	7	MARDONEZ Maria Del Pilar	-	3	5	8	0.00
	8	ESPEJO Francisca	11	2	30	43	0.61
	9	VELEZ Maria Josefina	8	2	10	20	0.44
	10	VORPAHL Chris	25	8	32	65	1.39
	11	DEPASSIER Natalia	3	2	8	13	0.17
	14	DUCO Beatriz	-	-	2	2	0.00
	17	SANINO Maite	4	6	36	46	0.22
	<b>Team Totals</b>			124	52	231	407

Non-Scoring Set	No	Name	Running Sets	Faults	Still Sets	Total Attempts	Avg by Set
	2	FLORES Paula	112	4	266	382	6.22
	3	DELANO Magdalena	-	-	2	2	0.00
	4	RUZ Carla	8	-	26	34	0.44
	5	MUNIZAGA Soledad	3	-	6	9	0.17
	6	NAVARRETE Daniela	56	2	111	169	3.11
	7	MARDONEZ Maria Del Pilar	-	-	1	1	0.00
	8	ESPEJO Francisca	-	-	8	8	0.00
	9	VELEZ Maria Josefina	-	-	3	3	0.00
	10	VORPAHL Chris	1	-	9	10	0.06
	11	DEPASSIER Natalia	3	-	5	8	0.17
	14	DUCO Beatriz	-	-	-	-	0.00
	17	SANINO Maite	4	1	8	13	0.22
	<b>Team Totals</b>			187	7	445	639

Non-Scoring Reception	No	Name	Excellents	Faults	Serve Receptions	Total Attempts	Succ %
	2	FLORES Paula	-	-	-	-	0.00
	3	DELANO Magdalena	-	-	-	-	0.00
	4	RUZ Carla	47	8	54	109	43.12
	5	MUNIZAGA Soledad	-	-	-	-	0.00
	6	NAVARRETE Daniela	-	-	-	-	0.00
	7	MARDONEZ Maria Del Pilar	2	2	11	15	13.33
	8	ESPEJO Francisca	17	4	63	84	20.24
	9	VELEZ Maria Josefina	15	3	22	40	37.50
	10	VORPAHL Chris	27	6	89	122	22.13
	11	DEPASSIER Natalia	-	-	1	1	0.00
	14	DUCO Beatriz	-	-	-	-	0.00
	17	SANINO Maite	-	-	1	1	0.00
	<b>Team Totals</b>			108	23	241	372

LEGEND			
Avg	Eff%	Succ%	
Average	Efficiency	Success %	

Timing and Results provided by  TISSOT







## Cumulative Statistics by Skills


Общая статистика по элементам

### CHN - China

#### AFTER 5 MATCHES

Scoring Spike	No	Name	Spikes	Faults	Shots	Total Attempts	Eff %
	1	REN Kaiyi	71	22	90	183	26.78
	2	FU Ting	8	3	11	22	22.73
	3	SUN Xiaxia	-	-	7	7	0.00
	4	YU Heng	-	-	-	-	0.00
	5	FU Ping	-	-	1	1	0.00
	6	XI Zenghui	14	7	15	36	19.44
	7	WANG Danyi	13	6	28	47	14.89
	8	LIU Zichen	14	3	25	42	26.19
	9	SUN Chunni	59	33	79	171	15.20
	10	ZHOU Ying	-	1	1	2	0.00
	11	QU Rongrong	23	9	38	70	20.00
	12	ZHAO Shuihan	29	4	27	60	41.67
<b>Team Totals</b>			231	88	322	641	22.31

Scoring Block	No	Name	Kill Blocks	Faults	Rebounds	Total Attempts	Avg by Set
	1	REN Kaiyi	2	11	28	41	0.11
	2	FU Ting	3	22	12	37	0.16
	3	SUN Xiaxia	-	-	-	-	0.00
	4	YU Heng	-	-	-	-	0.00
	5	FU Ping	-	-	-	-	0.00
	6	XI Zenghui	8	16	6	30	0.42
	7	WANG Danyi	3	9	7	19	0.16
	8	LIU Zichen	3	6	2	11	0.16
	9	SUN Chunni	7	4	11	22	0.37
	10	ZHOU Ying	-	1	-	1	0.00
	11	QU Rongrong	9	33	18	60	0.47
	12	ZHAO Shuihan	3	22	24	49	0.16
<b>Team Totals</b>			38	124	108	270	2.00

Scoring Service	No	Name	Aces	Faults	Serve Hits	Total Attempts	Avg by Set
	1	REN Kaiyi	11	6	55	72	0.58
	2	FU Ting	1	3	36	40	0.05
	3	SUN Xiaxia	-	-	-	-	0.00
	4	YU Heng	-	-	2	2	0.00
	5	FU Ping	-	-	-	-	0.00
	6	XI Zenghui	1	2	22	25	0.05
	7	WANG Danyi	3	-	43	46	0.16
	8	LIU Zichen	3	2	26	31	0.16
	9	SUN Chunni	8	3	61	72	0.42
	10	ZHOU Ying	-	1	-	1	0.00
	11	QU Rongrong	1	1	50	52	0.05
	12	ZHAO Shuihan	1	3	57	61	0.05
<b>Team Totals</b>			29	21	352	402	1.53

Team	Opponent Errors & Team Faults	103	7
------	-------------------------------	-----	---





## Cumulative Statistics by Skills


Общая статистика по элементам

### CHN - China


#### AFTER 5 MATCHES

Non-Scoring Dig	No	Name	Digs	Faults	Receptions	Total Attempts	Avg by Set
	1	REN Kaiyi	12	18	54	84	0.63
	2	FU Ting	4	2	9	15	0.21
	3	SUN Xiaxia	13	16	38	67	0.68
	4	YU Heng	-	-	-	-	0.00
	5	FU Ping	-	1	1	2	0.00
	6	XI Zenghui	-	3	5	8	0.00
	7	WANG Danyi	4	16	30	50	0.21
	8	LIU Zichen	3	3	15	21	0.16
	9	SUN Chunni	11	15	27	53	0.58
	10	ZHOU Ying	-	1	-	1	0.00
	11	QU Rongrong	5	4	29	38	0.26
	12	ZHAO Shuihan	9	13	47	69	0.47
<b>Team Totals</b>			61	92	255	408	3.21

Non-Scoring Set	No	Name	Running Sets	Faults	Still Sets	Total Attempts	Avg by Set
	1	REN Kaiyi	7	-	16	23	0.37
	2	FU Ting	-	-	5	5	0.00
	3	SUN Xiaxia	1	-	11	12	0.05
	4	YU Heng	-	-	-	-	0.00
	5	FU Ping	-	-	1	1	0.00
	6	XI Zenghui	1	-	2	3	0.05
	7	WANG Danyi	11	1	21	33	0.58
	8	LIU Zichen	2	-	9	11	0.11
	9	SUN Chunni	1	-	10	11	0.05
	10	ZHOU Ying	-	-	1	1	0.00
	11	QU Rongrong	4	1	20	25	0.21
	12	ZHAO Shuihan	162	8	269	439	8.53
<b>Team Totals</b>			189	10	365	564	9.95

Non-Scoring Reception	No	Name	Excellents	Faults	Serve Receptions	Total Attempts	Succ %
	1	REN Kaiyi	23	6	73	102	22.55
	2	FU Ting	-	-	-	-	0.00
	3	SUN Xiaxia	19	7	75	101	18.81
	4	YU Heng	-	-	-	-	0.00
	5	FU Ping	-	1	3	4	0.00
	6	XI Zenghui	-	-	-	-	0.00
	7	WANG Danyi	7	10	63	80	8.75
	8	LIU Zichen	5	3	29	37	13.51
	9	SUN Chunni	11	7	39	57	19.30
	10	ZHOU Ying	-	-	-	-	0.00
	11	QU Rongrong	-	-	-	-	0.00
	12	ZHAO Shuihan	-	-	2	2	0.00
<b>Team Totals</b>			65	34	284	383	16.97

LEGEND			
Avg	Eff%	Succ%	
Average	Efficiency	Success %	

Timing and Results provided by  TISSOT



## Cumulative Statistics by Skills


Общая статистика по элементам

### CZE - Czech Republic

#### AFTER 6 MATCHES

Scoring Spike


No	Name	Spikes	Faults	Shots	Total Attempts	Eff %
1	HALBICHOVA Iveta	3	-	7	10	30.00
3	ONDERKOVA Sandra	12	3	9	24	37.50
4	MUDROVA Zuzana	28	2	15	45	57.78
6	SMIDOVA Monika	6	2	16	24	16.67
7	NACHMILNEROVA Iva	9	4	13	26	19.23
8	STRAKOVA Vendula	65	34	43	142	21.83
10	HOLISOVA Katerina	6	7	16	29	0.00
11	KOJDOVA Helena	39	18	81	138	15.22
12	JAKUBSOVA Martina	32	16	62	110	14.55
13	SPACILOVA Kamila	1	1	2	4	0.00
14	HOLUBCOVA Laura	15	9	15	39	15.38
16	SIRUCKOVA Anna	15	9	18	42	14.29
<b>Team Totals</b>		231	105	297	633	19.91

Scoring Block


No	Name	Kill Blocks	Faults	Rebounds	Total Attempts	Avg by Set
1	HALBICHOVA Iveta	6	11	11	28	0.30
3	ONDERKOVA Sandra	-	7	11	18	0.00
4	MUDROVA Zuzana	9	17	14	40	0.45
6	SMIDOVA Monika	4	8	10	22	0.20
7	NACHMILNEROVA Iva	5	13	12	30	0.25
8	STRAKOVA Vendula	2	10	17	29	0.10
10	HOLISOVA Katerina	-	1	4	5	0.00
11	KOJDOVA Helena	8	16	17	41	0.40
12	JAKUBSOVA Martina	3	14	6	23	0.15
13	SPACILOVA Kamila	-	-	2	2	0.00
14	HOLUBCOVA Laura	8	13	16	37	0.40
16	SIRUCKOVA Anna	6	5	7	18	0.30
<b>Team Totals</b>		51	115	127	293	2.55

Scoring Service


No	Name	Aces	Faults	Serve Hits	Total Attempts	Avg by Set
1	HALBICHOVA Iveta	4	4	36	44	0.20
3	ONDERKOVA Sandra	1	-	22	23	0.05
4	MUDROVA Zuzana	4	2	40	46	0.20
6	SMIDOVA Monika	2	2	31	35	0.10
7	NACHMILNEROVA Iva	-	-	24	24	0.00
8	STRAKOVA Vendula	4	9	41	54	0.20
10	HOLISOVA Katerina	-	-	13	13	0.00
11	KOJDOVA Helena	11	4	50	65	0.55
12	JAKUBSOVA Martina	4	3	68	75	0.20
13	SPACILOVA Kamila	-	-	-	-	0.00
14	HOLUBCOVA Laura	3	5	34	42	0.15
16	SIRUCKOVA Anna	-	1	10	11	0.00
<b>Team Totals</b>		33	30	369	432	1.65

Team
<b>Opponent Errors &amp; Team Faults</b>

114	1
-----	---





## Cumulative Statistics by Skills


Общая статистика по элементам

### CZE - Czech Republic


#### AFTER 6 MATCHES

Non-Scoring Dig	No	Name	Digs	Faults	Receptions	Total Attempts	Avg by Set	
	1	HALBICHOVA Iveta	3	8	19	30	0.15	
	3	ONDERKOVA Sandra	1	6	6	13	0.05	
	4	MUDROVA Zuzana	2	5	9	16	0.10	
	6	SMIDOVA Monika	5	6	20	31	0.25	
	7	NACHMILNEROVA Iva	-	3	7	10	0.00	
	8	STRAKOVA Vendula	17	14	29	60	0.85	
	10	HOLISOVA Katerina	2	2	12	16	0.10	
	11	KOJDOVA Helena	11	13	29	53	0.55	
	12	JAKUBSOVA Martina	14	10	21	45	0.70	
	13	SPACILOVA Kamila	19	21	45	85	0.95	
	14	HOLUBCOVA Laura	2	3	10	15	0.10	
	16	SIRUCKOVA Anna	4	1	18	23	0.20	
	<b>Team Totals</b>			80	93	225	398	4.00

Non-Scoring Set	No	Name	Running Sets	Faults	Still Sets	Total Attempts	Avg by Set	
	1	HALBICHOVA Iveta	97	4	149	250	4.85	
	3	ONDERKOVA Sandra	1	-	8	9	0.05	
	4	MUDROVA Zuzana	8	-	6	14	0.40	
	6	SMIDOVA Monika	67	2	122	191	3.35	
	7	NACHMILNEROVA Iva	3	1	5	9	0.15	
	8	STRAKOVA Vendula	2	-	9	11	0.10	
	10	HOLISOVA Katerina	-	-	2	2	0.00	
	11	KOJDOVA Helena	3	1	15	19	0.15	
	12	JAKUBSOVA Martina	5	-	6	11	0.25	
	13	SPACILOVA Kamila	4	-	19	23	0.20	
	14	HOLUBCOVA Laura	5	2	4	11	0.25	
	16	SIRUCKOVA Anna	-	-	5	5	0.00	
	<b>Team Totals</b>			195	10	350	555	9.75

Non-Scoring Reception	No	Name	Excellents	Faults	Serve Receptions	Total Attempts	Succ %	
	1	HALBICHOVA Iveta	-	-	-	-	0.00	
	3	ONDERKOVA Sandra	-	-	-	-	0.00	
	4	MUDROVA Zuzana	1	-	1	2	50.00	
	6	SMIDOVA Monika	-	-	1	1	0.00	
	7	NACHMILNEROVA Iva	-	-	-	-	0.00	
	8	STRAKOVA Vendula	-	-	-	-	0.00	
	10	HOLISOVA Katerina	13	-	21	34	38.24	
	11	KOJDOVA Helena	32	9	70	111	28.83	
	12	JAKUBSOVA Martina	36	15	61	112	32.14	
	13	SPACILOVA Kamila	33	3	60	96	34.38	
	14	HOLUBCOVA Laura	-	-	1	1	0.00	
	16	SIRUCKOVA Anna	-	-	-	-	0.00	
	<b>Team Totals</b>			115	27	215	357	32.21

LEGEND		Eff%		Succ%	
Avg	Average	Eff%	Efficiency	Succ%	Success %

Timing and Results provided by  TISSOT





## Cumulative Statistics by Skills


Общая статистика по элементам

### HKG - Hong Kg, China

AFTER 6 MATCHES

Scoring Spike	No	Name	Spikes	Faults	Shots	Total Attempts	Eff %
	1	YEUNG Sau Mei	64	42	130	236	9.32
	2	FONG Sze Man	32	11	106	149	14.09
	3	KWOK Pui Yiu	2	1	4	7	14.29
	4	LAM Yee Ting	11	6	26	43	11.63
	5	TSANG Sze Nga	26	12	48	86	16.28
	6	FONG Sze Long	16	12	76	104	3.85
	7	CHAN Eu Eu	-	2	9	11	0.00
	8	LUNG Tsz Wang	12	11	33	56	1.79
	9	WONG Bo Kwan	-	2	1	3	0.00
	10	NG Wing Yan	7	6	16	29	3.45
	11	IP Hoi Lun, Helen	34	8	63	105	24.76
<b>Team Totals</b>			204	113	512	829	10.98

Scoring Block	No	Name	Kill Blocks	Faults	Rebounds	Total Attempts	Avg by Set
	1	YEUNG Sau Mei	7	20	9	36	0.32
	2	FONG Sze Man	7	25	22	54	0.32
	3	KWOK Pui Yiu	-	3	1	4	0.00
	4	LAM Yee Ting	2	35	21	58	0.09
	5	TSANG Sze Nga	9	45	31	85	0.41
	6	FONG Sze Long	1	13	14	28	0.05
	7	CHAN Eu Eu	-	-	-	-	0.00
	8	LUNG Tsz Wang	2	12	10	24	0.09
	9	WONG Bo Kwan	-	2	-	2	0.00
	10	NG Wing Yan	5	18	12	35	0.23
	11	IP Hoi Lun, Helen	12	38	39	89	0.55
<b>Team Totals</b>			45	211	159	415	2.05

Scoring Service	No	Name	Aces	Faults	Serve Hits	Total Attempts	Avg by Set
	1	YEUNG Sau Mei	7	7	43	57	0.32
	2	FONG Sze Man	2	6	25	33	0.09
	3	KWOK Pui Yiu	-	-	2	2	0.00
	4	LAM Yee Ting	4	3	73	80	0.18
	5	TSANG Sze Nga	3	7	54	64	0.14
	6	FONG Sze Long	1	4	59	64	0.05
	7	CHAN Eu Eu	-	-	-	-	0.00
	8	LUNG Tsz Wang	4	4	17	25	0.18
	9	WONG Bo Kwan	-	-	11	11	0.00
	10	NG Wing Yan	-	1	6	7	0.00
	11	IP Hoi Lun, Helen	2	-	62	64	0.09
<b>Team Totals</b>			23	32	352	407	1.05

Team	Opponent Errors & Team Faults	130	5
------	-------------------------------	-----	---







## Cumulative Statistics by Skills


Общая статистика по элементам

### HKG - Hong Kg, China


AFTER 6 MATCHES

Non-Scoring Dig	No	Name	Digs	Faults	Receptions	Total Attempts	Avg by Set
	1	YEUNG Sau Mei	23	17	45	85	1.05
	2	FONG Sze Man	7	13	44	64	0.32
	3	KWOK Pui Yiu	-	-	3	3	0.00
	4	LAM Yee Ting	15	14	66	95	0.68
	5	TSANG Sze Nga	2	6	20	28	0.09
	6	FONG Sze Long	19	15	50	84	0.86
	7	CHAN Eu Eu	35	18	62	115	1.59
	8	LUNG Tsz Wang	8	7	21	36	0.36
	9	WONG Bo Kwan	1	-	9	10	0.05
	10	NG Wing Yan	1	-	4	5	0.05
	11	IP Hoi Lun, Helen	1	6	14	21	0.05
<b>Team Totals</b>			112	96	338	546	5.09

Non-Scoring Set	No	Name	Running Sets	Faults	Still Sets	Total Attempts	Avg by Set
	1	YEUNG Sau Mei	3	2	19	24	0.14
	2	FONG Sze Man	2	-	14	16	0.09
	3	KWOK Pui Yiu	-	1	-	1	0.00
	4	LAM Yee Ting	125	6	357	488	5.68
	5	TSANG Sze Nga	4	1	15	20	0.18
	6	FONG Sze Long	5	-	13	18	0.23
	7	CHAN Eu Eu	16	-	62	78	0.73
	8	LUNG Tsz Wang	3	-	15	18	0.14
	9	WONG Bo Kwan	19	1	52	72	0.86
	10	NG Wing Yan	2	1	3	6	0.09
	11	IP Hoi Lun, Helen	6	3	20	29	0.27
<b>Team Totals</b>			185	15	570	770	8.41

Non-Scoring Reception	No	Name	Excellents	Faults	Serve Receptions	Total Attempts	Succ %
	1	YEUNG Sau Mei	13	3	60	76	17.11
	2	FONG Sze Man	6	3	55	64	9.38
	3	KWOK Pui Yiu	-	1	1	2	0.00
	4	LAM Yee Ting	-	-	1	1	0.00
	5	TSANG Sze Nga	2	5	8	15	13.33
	6	FONG Sze Long	14	9	96	119	11.76
	7	CHAN Eu Eu	29	8	92	129	22.48
	8	LUNG Tsz Wang	6	3	31	40	15.00
	9	WONG Bo Kwan	-	-	1	1	0.00
	10	NG Wing Yan	-	-	3	3	0.00
	11	IP Hoi Lun, Helen	-	-	6	6	0.00
<b>Team Totals</b>			70	32	354	456	15.35

LEGEND			
Avg	Eff%	Succ%	
Average	Efficiency	Success %	

Timing and Results provided by  TISSOT





## Cumulative Statistics by Skills


Общая статистика по элементам

### JPN - Japan

#### AFTER 6 MATCHES

Scoring Spike	No	Name	Spikes	Faults	Shots	Total Attempts	Eff %
	1	SATO Arisa	-	1	1	2	0.00
	2	YAMAGUCHI Kaname	8	2	8	18	33.33
	3	OUMI Akari	47	21	62	130	20.00
	4	YOSHIMURA Shiho	-	-	-	-	0.00
	5	NAKAMURA Ayumi	65	17	70	152	31.58
	6	OKUMURA Mai	31	7	30	68	35.29
	7	YAMAGISHI Akane	-	1	1	2	0.00
	8	HATTORI Ayuka	7	4	4	15	20.00
	9	YATAKA Naoko	26	10	26	62	25.81
	10	TANAKA Misaki	1	-	2	3	33.33
	11	TERAI Yumi	20	2	21	43	41.86
	12	IMAMURA Yuka	72	23	80	175	28.00
<b>Team Totals</b>			277	88	305	670	28.21

Scoring Block	No	Name	Kill Blocks	Faults	Rebounds	Total Attempts	Avg by Set
	1	SATO Arisa	-	-	-	-	0.00
	2	YAMAGUCHI Kaname	2	11	28	41	0.11
	3	OUMI Akari	4	14	20	38	0.21
	4	YOSHIMURA Shiho	-	-	-	-	0.00
	5	NAKAMURA Ayumi	9	23	26	58	0.47
	6	OKUMURA Mai	12	25	42	79	0.63
	7	YAMAGISHI Akane	-	-	-	-	0.00
	8	HATTORI Ayuka	1	-	2	3	0.05
	9	YATAKA Naoko	8	8	16	32	0.42
	10	TANAKA Misaki	2	2	-	4	0.11
	11	TERAI Yumi	4	20	20	44	0.21
	12	IMAMURA Yuka	6	18	22	46	0.32
<b>Team Totals</b>			48	121	176	345	2.53

Scoring Service	No	Name	Aces	Faults	Serve Hits	Total Attempts	Avg by Set
	1	SATO Arisa	-	-	-	-	0.00
	2	YAMAGUCHI Kaname	2	1	64	67	0.11
	3	OUMI Akari	6	6	65	77	0.32
	4	YOSHIMURA Shiho	-	-	-	-	0.00
	5	NAKAMURA Ayumi	6	2	49	57	0.32
	6	OKUMURA Mai	1	2	55	58	0.05
	7	YAMAGISHI Akane	2	1	14	17	0.11
	8	HATTORI Ayuka	-	-	11	11	0.00
	9	YATAKA Naoko	2	2	27	31	0.11
	10	TANAKA Misaki	1	3	19	23	0.05
	11	TERAI Yumi	2	2	40	44	0.11
	12	IMAMURA Yuka	6	5	61	72	0.32
<b>Team Totals</b>			28	24	405	457	1.47

<b>Team</b>	<b>Opponent Errors &amp; Team Faults</b>	107
-------------	--	-----





## Cumulative Statistics by Skills


Общая статистика по элементам

### JPN - Japan

#### AFTER 6 MATCHES


Non-Scoring Dig	No	Name	Digs	Faults	Receptions	Total Attempts	Avg by Set
	1	SATO Arisa	35	14	35	84	1.84
	2	YAMAGUCHI Kaname	11	9	38	58	0.58
	3	OUMI Akari	18	6	47	71	0.95
	4	YOSHIMURA Shiho	-	-	-	-	0.00
	5	NAKAMURA Ayumi	15	16	62	93	0.79
	6	OKUMURA Mai	5	3	12	20	0.26
	7	YAMAGISHI Akane	1	-	2	3	0.05
	8	HATTORI Ayuka	2	-	4	6	0.11
	9	YATAKA Naoko	-	2	9	11	0.00
	10	TANAKA Misaki	6	4	9	19	0.32
	11	TERAI Yumi	2	6	9	17	0.11
	12	IMAMURA Yuka	16	7	59	82	0.84
<b>Team Totals</b>			111	67	286	464	5.84

Non-Scoring Set	No	Name	Running Sets	Faults	Still Sets	Total Attempts	Avg by Set
	1	SATO Arisa	12	-	42	54	0.63
	2	YAMAGUCHI Kaname	174	3	217	394	9.16
	3	OUMI Akari	4	-	14	18	0.21
	4	YOSHIMURA Shiho	-	-	-	-	0.00
	5	NAKAMURA Ayumi	2	-	4	6	0.11
	6	OKUMURA Mai	4	-	8	12	0.21
	7	YAMAGISHI Akane	4	-	1	5	0.21
	8	HATTORI Ayuka	2	-	2	4	0.11
	9	YATAKA Naoko	-	-	3	3	0.00
	10	TANAKA Misaki	53	5	62	120	2.79
	11	TERAI Yumi	3	1	4	8	0.16
	12	IMAMURA Yuka	-	1	6	7	0.00
<b>Team Totals</b>			258	10	363	631	13.58

Non-Scoring Reception	No	Name	Excellents	Faults	Serve Receptions	Total Attempts	Succ %
	1	SATO Arisa	22	1	38	61	36.07
	2	YAMAGUCHI Kaname	-	-	-	-	0.00
	3	OUMI Akari	39	2	53	94	41.49
	4	YOSHIMURA Shiho	-	-	-	-	0.00
	5	NAKAMURA Ayumi	17	3	39	59	28.81
	6	OKUMURA Mai	1	-	1	2	50.00
	7	YAMAGISHI Akane	-	1	3	4	0.00
	8	HATTORI Ayuka	7	-	5	12	58.33
	9	YATAKA Naoko	-	-	1	1	0.00
	10	TANAKA Misaki	-	-	-	-	0.00
	11	TERAI Yumi	-	-	2	2	0.00
	12	IMAMURA Yuka	34	6	37	77	44.16
<b>Team Totals</b>			120	13	179	312	38.46

#### LEGEND

Avg Average      Eff% Efficiency      Succ% Success %

Timing and Results provided by  TISSOT





## Cumulative Statistics by Skills


Общая статистика по элементам

### NOR - Norway

#### AFTER 4 MATCHES

Scoring Spike	No	Name	Spikes	Faults	Shots	Total Attempts	Eff %
	1	VOELSTAD Maria Skaardal	1	1	-	2	0.00
	2	SANDANGER Elise	-	-	-	-	0.00
	3	BORSHEIM Anja Oevregaard	2	3	8	13	0.00
	4	SOERDAL Ingvild	3	2	5	10	10.00
	5	WENNEBERG Alicia	11	8	12	31	9.68
	6	ERDAL Ingri Malene	15	10	28	53	9.43
	7	HOLE Mari Aase	1	-	-	1	100.00
	8	ULVESETH Oda Johanne	14	7	19	40	17.50
	9	SKJELBRED Margrethe	19	25	42	86	0.00
	10	LUNDE Ingrid	2	1	18	21	4.76
	11	ELVEBAKK Hilde	59	33	80	172	15.12
	13	GRYDELAND Britt	16	2	23	41	34.15
	<b>Team Totals</b>			143	92	235	470

Scoring Block	No	Name	Kill Blocks	Faults	Rebounds	Total Attempts	Avg by Set
	1	VOELSTAD Maria Skaardal	-	-	-	-	0.00
	2	SANDANGER Elise	-	-	-	-	0.00
	3	BORSHEIM Anja Oevregaard	-	2	2	4	0.00
	4	SOERDAL Ingvild	2	4	9	15	0.15
	5	WENNEBERG Alicia	-	5	4	9	0.00
	6	ERDAL Ingri Malene	-	9	5	14	0.00
	7	HOLE Mari Aase	-	-	-	-	0.00
	8	ULVESETH Oda Johanne	9	19	20	48	0.69
	9	SKJELBRED Margrethe	-	4	5	9	0.00
	10	LUNDE Ingrid	-	3	1	4	0.00
	11	ELVEBAKK Hilde	2	14	9	25	0.15
	13	GRYDELAND Britt	5	21	20	46	0.38
	<b>Team Totals</b>			18	81	75	174

Scoring Service	No	Name	Aces	Faults	Serve Hits	Total Attempts	Avg by Set
	1	VOELSTAD Maria Skaardal	-	-	-	-	0.00
	2	SANDANGER Elise	1	2	8	11	0.08
	3	BORSHEIM Anja Oevregaard	2	1	6	9	0.15
	4	SOERDAL Ingvild	5	5	37	47	0.38
	5	WENNEBERG Alicia	3	1	16	20	0.23
	6	ERDAL Ingri Malene	-	3	22	25	0.00
	7	HOLE Mari Aase	-	-	-	-	0.00
	8	ULVESETH Oda Johanne	-	7	27	34	0.00
	9	SKJELBRED Margrethe	1	5	18	24	0.08
	10	LUNDE Ingrid	1	2	6	9	0.08
	11	ELVEBAKK Hilde	2	8	23	33	0.15
	13	GRYDELAND Britt	2	2	34	38	0.15
	<b>Team Totals</b>			17	36	197	250

<b>Team</b>	<b>Opponent Errors &amp; Team Faults</b>	69	3
-------------	--	----	---





## Cumulative Statistics by Skills


Общая статистика по элементам

### NOR - Norway


#### AFTER 4 MATCHES

Non-Scoring Dig	No	Name	Digs	Faults	Receptions	Total Attempts	Avg by Set
	1	VOELSTAD Maria Skaardal	13	12	30	55	1.00
	2	SANDANGER Elise	1	-	8	9	0.08
	3	BORSHEIM Anja Oevregaard	1	-	-	1	0.08
	4	SOERDAL Ingvild	4	2	22	28	0.31
	5	WENNEBERG Alicia	2	2	14	18	0.15
	6	ERDAL Ingri Malene	8	14	23	45	0.62
	7	HOLE Mari Aase	-	-	-	-	0.00
	8	ULVESETH Oda Johanne	3	5	10	18	0.23
	9	SKJELBRED Margrethe	3	5	23	31	0.23
	10	LUNDE Ingrid	-	2	10	12	0.00
	11	ELVEBAKK Hilde	8	18	44	70	0.62
	13	GRYDELAND Britt	1	3	9	13	0.08
	<b>Team Totals</b>			44	63	193	300

Non-Scoring Set	No	Name	Running Sets	Faults	Still Sets	Total Attempts	Avg by Set
	1	VOELSTAD Maria Skaardal	-	-	7	7	0.00
	2	SANDANGER Elise	24	1	33	58	1.85
	3	BORSHEIM Anja Oevregaard	-	-	1	1	0.00
	4	SOERDAL Ingvild	92	8	199	299	7.08
	5	WENNEBERG Alicia	-	-	2	2	0.00
	6	ERDAL Ingri Malene	3	-	10	13	0.23
	7	HOLE Mari Aase	-	-	2	2	0.00
	8	ULVESETH Oda Johanne	1	1	10	12	0.08
	9	SKJELBRED Margrethe	1	1	5	7	0.08
	10	LUNDE Ingrid	1	-	3	4	0.08
	11	ELVEBAKK Hilde	2	-	13	15	0.15
	13	GRYDELAND Britt	4	-	10	14	0.31
	<b>Team Totals</b>			128	11	295	434

Non-Scoring Reception	No	Name	Excellents	Faults	Serve Receptions	Total Attempts	Succ %
	1	VOELSTAD Maria Skaardal	15	10	42	67	22.39
	2	SANDANGER Elise	-	-	-	-	0.00
	3	BORSHEIM Anja Oevregaard	-	-	10	10	0.00
	4	SOERDAL Ingvild	-	-	-	-	0.00
	5	WENNEBERG Alicia	-	2	1	3	0.00
	6	ERDAL Ingri Malene	14	3	18	35	40.00
	7	HOLE Mari Aase	-	-	1	1	0.00
	8	ULVESETH Oda Johanne	-	-	-	-	0.00
	9	SKJELBRED Margrethe	5	5	21	31	16.13
	10	LUNDE Ingrid	2	-	10	12	16.67
	11	ELVEBAKK Hilde	27	6	85	118	22.88
	13	GRYDELAND Britt	-	-	1	1	0.00
	<b>Team Totals</b>			63	26	189	278

LEGEND		Eff%		Succ%	
Avg	Average	Eff%	Efficiency	Succ%	Success %

Timing and Results provided by  TISSOT







## Cumulative Statistics by Skills


Общая статистика по элементам

### POL - Poland

#### AFTER 6 MATCHES

Scoring Spike	No	Name	Spikes	Faults	Shots	Total Attempts	Eff %	
	2	GREJMAN Anna	56	13	76	145	29.66	
	3	SZYMANSKA Marta	4	2	5	11	18.18	
	4	KURNIKOWSKA Natalia	51	25	83	159	16.35	
	5	SLIWINSKA Ewa	22	9	45	76	17.11	
	7	LUKASIK Justyna	9	3	11	23	26.09	
	8	WILK Dorota	2	-	3	5	40.00	
	10	POLEC Katarzyna	31	7	22	60	40.00	
	11	MEDYNSKA Dorota	-	-	-	-	0.00	
	14	KALISZUK Tamara	49	35	69	153	9.15	
	15	RACZYNSKA Justyna	3	2	19	24	4.17	
	16	DURAJCZYK Agata	-	-	-	-	0.00	
	18	SIKORSKA Aleksandra	24	4	30	58	34.48	
	<b>Team Totals</b>			251	100	363	714	21.15

Scoring Block	No	Name	Kill Blocks	Faults	Rebounds	Total Attempts	Avg by Set	
	2	GREJMAN Anna	13	13	18	44	0.62	
	3	SZYMANSKA Marta	6	10	15	31	0.29	
	4	KURNIKOWSKA Natalia	5	13	17	35	0.24	
	5	SLIWINSKA Ewa	4	3	7	14	0.19	
	7	LUKASIK Justyna	4	12	14	30	0.19	
	8	WILK Dorota	1	8	8	17	0.05	
	10	POLEC Katarzyna	10	31	31	72	0.48	
	11	MEDYNSKA Dorota	-	-	-	-	0.00	
	14	KALISZUK Tamara	8	7	9	24	0.38	
	15	RACZYNSKA Justyna	2	2	3	7	0.10	
	16	DURAJCZYK Agata	-	-	-	-	0.00	
	18	SIKORSKA Aleksandra	19	28	39	86	0.90	
	<b>Team Totals</b>			72	127	161	360	3.43

Scoring Service	No	Name	Aces	Faults	Serve Hits	Total Attempts	Avg by Set	
	2	GREJMAN Anna	7	7	65	79	0.33	
	3	SZYMANSKA Marta	2	4	57	63	0.10	
	4	KURNIKOWSKA Natalia	9	10	61	80	0.43	
	5	SLIWINSKA Ewa	1	4	17	22	0.05	
	7	LUKASIK Justyna	2	3	10	15	0.10	
	8	WILK Dorota	1	3	34	38	0.05	
	10	POLEC Katarzyna	1	8	51	60	0.05	
	11	MEDYNSKA Dorota	-	-	-	-	0.00	
	14	KALISZUK Tamara	-	8	21	29	0.00	
	15	RACZYNSKA Justyna	-	1	7	8	0.00	
	16	DURAJCZYK Agata	-	-	-	-	0.00	
	18	SIKORSKA Aleksandra	6	2	54	62	0.29	
	<b>Team Totals</b>			29	50	377	456	1.38

Team	Opponent Errors & Team Faults	
		102
		3





## Cumulative Statistics by Skills


Общая статистика по элементам

### POL - Poland


#### AFTER 6 MATCHES

Non-Scoring Dig	No	Name	Digs	Faults	Receptions	Total Attempts	Avg by Set	
	2	GREJMAN Anna	12	22	41	75	0.57	
	3	SZYMANSKA Marta	3	12	46	61	0.14	
	4	KURNIKOWSKA Natalia	8	17	30	55	0.38	
	5	SLIWINSKA Ewa	2	7	5	14	0.10	
	7	LUKASIK Justyna	1	-	5	6	0.05	
	8	WILK Dorota	2	6	13	21	0.10	
	10	POLEC Katarzyna	3	5	19	27	0.14	
	11	MEDYNSKA Dorota	36	19	46	101	1.71	
	14	KALISZUK Tamara	6	3	23	32	0.29	
	15	RACZYNSKA Justyna	2	3	2	7	0.10	
	16	DURAJCZYK Agata	20	9	19	48	0.95	
	18	SIKORSKA Aleksandra	5	5	26	36	0.24	
	<b>Team Totals</b>			100	108	275	483	4.76

Non-Scoring Set	No	Name	Running Sets	Faults	Still Sets	Total Attempts	Avg by Set	
	2	GREJMAN Anna	8	2	17	27	0.38	
	3	SZYMANSKA Marta	138	7	207	352	6.57	
	4	KURNIKOWSKA Natalia	5	-	7	12	0.24	
	5	SLIWINSKA Ewa	1	-	7	8	0.05	
	7	LUKASIK Justyna	1	-	3	4	0.05	
	8	WILK Dorota	49	3	107	159	2.33	
	10	POLEC Katarzyna	2	-	10	12	0.10	
	11	MEDYNSKA Dorota	4	-	33	37	0.19	
	14	KALISZUK Tamara	4	2	17	23	0.19	
	15	RACZYNSKA Justyna	-	-	1	1	0.00	
	16	DURAJCZYK Agata	6	1	8	15	0.29	
	18	SIKORSKA Aleksandra	5	-	7	12	0.24	
	<b>Team Totals</b>			223	15	424	662	10.62

Non-Scoring Reception	No	Name	Excellents	Faults	Serve Receptions	Total Attempts	Succ %	
	2	GREJMAN Anna	31	10	83	124	25.00	
	3	SZYMANSKA Marta	-	-	-	-	0.00	
	4	KURNIKOWSKA Natalia	41	13	87	141	29.08	
	5	SLIWINSKA Ewa	-	-	-	-	0.00	
	7	LUKASIK Justyna	-	-	-	-	0.00	
	8	WILK Dorota	-	-	1	1	0.00	
	10	POLEC Katarzyna	-	-	1	1	0.00	
	11	MEDYNSKA Dorota	30	12	51	93	32.26	
	14	KALISZUK Tamara	-	-	-	-	0.00	
	15	RACZYNSKA Justyna	2	1	12	15	13.33	
	16	DURAJCZYK Agata	4	2	21	27	14.81	
	18	SIKORSKA Aleksandra	-	-	-	-	0.00	
	<b>Team Totals</b>			108	38	256	402	26.87

LEGEND			
Avg	Eff%	Succ%	
Average	Efficiency	Success %	

Timing and Results provided by  TISSOT





## Cumulative Statistics by Skills


Общая статистика по элементам

### PRK - DPR Korea

#### AFTER 6 MATCHES

Scoring Spike	No	Name	Spikes	Faults	Shots	Total Attempts	Eff %	
	1	KIM Un Jong	17	3	38	58	24.14	
	2	KIM Yong Mi	12	7	25	44	11.36	
	3	JONG Jin Sim	108	15	100	223	41.70	
	5	HAN Ok Sim	16	11	26	53	9.43	
	6	MIN Ok Ju	10	2	29	41	19.51	
	7	RI Sun Jong	25	5	36	66	30.30	
	8	RO Un Yong	-	-	1	1	0.00	
	9	RI Pom Hui	60	32	96	188	14.89	
	10	KANG Suk Gyong	6	4	10	20	10.00	
	12	PAK Yon Suk	2	-	-	2	100.00	
	13	JONG Song Hui	-	-	5	5	0.00	
	<b>Team Totals</b>			256	79	366	701	25.25

Scoring Block	No	Name	Kill Blocks	Faults	Rebounds	Total Attempts	Avg by Set	
	1	KIM Un Jong	7	26	22	55	0.35	
	2	KIM Yong Mi	2	6	5	13	0.10	
	3	JONG Jin Sim	1	3	13	17	0.05	
	5	HAN Ok Sim	1	5	13	19	0.05	
	6	MIN Ok Ju	4	9	21	34	0.20	
	7	RI Sun Jong	6	32	23	61	0.30	
	8	RO Un Yong	-	-	-	-	0.00	
	9	RI Pom Hui	1	3	5	9	0.05	
	10	KANG Suk Gyong	-	1	1	2	0.00	
	12	PAK Yon Suk	1	1	2	4	0.05	
	13	JONG Song Hui	-	-	-	-	0.00	
	<b>Team Totals</b>			23	86	105	214	1.15

Scoring Service	No	Name	Aces	Faults	Serve Hits	Total Attempts	Avg by Set	
	1	KIM Un Jong	6	2	66	74	0.30	
	2	KIM Yong Mi	-	1	22	23	0.00	
	3	JONG Jin Sim	14	2	50	66	0.70	
	5	HAN Ok Sim	5	2	50	57	0.25	
	6	MIN Ok Ju	8	3	68	79	0.40	
	7	RI Sun Jong	5	3	55	63	0.25	
	8	RO Un Yong	-	-	-	-	0.00	
	9	RI Pom Hui	8	4	44	56	0.40	
	10	KANG Suk Gyong	1	-	8	9	0.05	
	12	PAK Yon Suk	1	-	7	8	0.05	
	13	JONG Song Hui	-	-	-	-	0.00	
	<b>Team Totals</b>			48	17	370	435	2.40

Team	Opponent Errors & Team Faults	112	2
------	-------------------------------	-----	---





## Cumulative Statistics by Skills


Общая статистика по элементам

### PRK - DPR Korea

#### AFTER 6 MATCHES


Non-Scoring Dig	No	Name	Digs	Faults	Receptions	Total Attempts	Avg by Set	
	1	KIM Un Jong	7	6	16	29	0.35	
	2	KIM Yong Mi	6	6	20	32	0.30	
	3	JONG Jin Sim	15	8	47	70	0.75	
	5	HAN Ok Sim	9	8	49	66	0.45	
	6	MIN Ok Ju	13	13	42	68	0.65	
	7	RI Sun Jong	5	14	15	34	0.25	
	8	RO Un Yong	2	3	5	10	0.10	
	9	RI Pom Hui	9	9	40	58	0.45	
	10	KANG Suk Gyong	1	3	4	8	0.05	
	12	PAK Yon Suk	-	1	1	2	0.00	
	13	JONG Song Hui	31	25	48	104	1.55	
	<b>Team Totals</b>			98	96	287	481	4.90

Non-Scoring Set	No	Name	Running Sets	Faults	Still Sets	Total Attempts	Avg by Set	
	1	KIM Un Jong	6	1	14	21	0.30	
	2	KIM Yong Mi	2	-	17	19	0.10	
	3	JONG Jin Sim	2	-	8	10	0.10	
	5	HAN Ok Sim	16	1	38	55	0.80	
	6	MIN Ok Ju	184	9	279	472	9.20	
	7	RI Sun Jong	5	-	11	16	0.25	
	8	RO Un Yong	-	-	1	1	0.00	
	9	RI Pom Hui	-	-	9	9	0.00	
	10	KANG Suk Gyong	-	-	2	2	0.00	
	12	PAK Yon Suk	12	1	13	26	0.60	
	13	JONG Song Hui	1	-	6	7	0.05	
	<b>Team Totals</b>			228	12	398	638	11.40

Non-Scoring Reception	No	Name	Excellents	Faults	Serve Receptions	Total Attempts	Succ %	
	1	KIM Un Jong	-	-	1	1	0.00	
	2	KIM Yong Mi	7	1	20	28	25.00	
	3	JONG Jin Sim	16	5	76	97	16.49	
	5	HAN Ok Sim	11	4	26	41	26.83	
	6	MIN Ok Ju	-	-	1	1	0.00	
	7	RI Sun Jong	-	-	1	1	0.00	
	8	RO Un Yong	-	2	8	10	0.00	
	9	RI Pom Hui	15	4	67	86	17.44	
	10	KANG Suk Gyong	2	3	5	10	20.00	
	12	PAK Yon Suk	-	1	4	5	0.00	
	13	JONG Song Hui	23	6	45	74	31.08	
	<b>Team Totals</b>			74	26	254	354	20.90

#### LEGEND

Avg Average      Eff% Efficiency      Succ% Success %

Timing and Results provided by  TISSOT





## Cumulative Statistics by Skills


Общая статистика по элементам

### RUS - Russian Fed.

#### AFTER 6 MATCHES

Scoring Spike	No	Name	Spikes	Faults	Shots	Total Attempts	Eff %
	1	BORODAKOVA-BORISENKO Maria	13	3	11	27	37.04
	2	SALINA Anastasia	-	-	1	1	0.00
	4	ZARYAZHKO Irina	22	2	12	36	55.56
	5	PASYNKOVA Aleksandra	41	16	68	125	20.00
	8	GONCHAROVA Natalya	87	18	68	173	39.88
	9	BONDAR Kseniia	7	2	16	25	20.00
	10	PANKOVA Ekaterina	5	-	4	9	55.56
	11	CHAPLINA Victoriia	50	25	50	125	20.00
	14	DIANSKAYA Natalia	-	-	2	2	0.00
	17	MALYKH Natalia	21	5	16	42	38.10
	19	MALOVA Anna	-	-	-	-	0.00
	20	SHLYAKHOVAYA Anastasia	3	1	9	13	15.38
<b>Team Totals</b>			249	72	257	578	30.62

Scoring Block	No	Name	Kill Blocks	Faults	Rebounds	Total Attempts	Avg by Set
	1	BORODAKOVA-BORISENKO Maria	14	21	37	72	0.70
	2	SALINA Anastasia	1	-	2	3	0.05
	4	ZARYAZHKO Irina	10	25	27	62	0.50
	5	PASYNKOVA Aleksandra	11	15	12	38	0.55
	8	GONCHAROVA Natalya	11	13	16	40	0.55
	9	BONDAR Kseniia	-	3	5	8	0.00
	10	PANKOVA Ekaterina	4	15	9	28	0.20
	11	CHAPLINA Victoriia	10	8	12	30	0.50
	14	DIANSKAYA Natalia	1	4	6	11	0.05
	17	MALYKH Natalia	3	5	4	12	0.15
	19	MALOVA Anna	-	-	-	-	0.00
	20	SHLYAKHOVAYA Anastasia	5	16	11	32	0.25
<b>Team Totals</b>			70	125	141	336	3.50

Scoring Service	No	Name	Aces	Faults	Serve Hits	Total Attempts	Avg by Set
	1	BORODAKOVA-BORISENKO Maria	10	6	66	82	0.50
	2	SALINA Anastasia	2	1	4	7	0.10
	4	ZARYAZHKO Irina	1	7	44	52	0.05
	5	PASYNKOVA Aleksandra	2	6	62	70	0.10
	8	GONCHAROVA Natalya	3	13	51	67	0.15
	9	BONDAR Kseniia	2	1	11	14	0.10
	10	PANKOVA Ekaterina	-	2	46	48	0.00
	11	CHAPLINA Victoriia	7	11	61	79	0.35
	14	DIANSKAYA Natalia	2	-	12	14	0.10
	17	MALYKH Natalia	-	1	8	9	0.00
	19	MALOVA Anna	-	-	-	-	0.00
	20	SHLYAKHOVAYA Anastasia	2	5	26	33	0.10
<b>Team Totals</b>			31	53	391	475	1.55

Team	Opponent Errors & Team Faults	
		131
		1







## Cumulative Statistics by Skills


Общая статистика по элементам

### RUS - Russian Fed.


#### AFTER 6 MATCHES

Non-Scoring Dig	No	Name	Digs	Faults	Receptions	Total Attempts	Avg by Set
	1	BORODAKOVA-BORISENKO Maria	6	6	17	29	0.30
	2	SALINA Anastasia	-	4	6	10	0.00
	4	ZARYAZHKO Irina	4	3	4	11	0.20
	5	PASYNKOVA Aleksandra	14	8	27	49	0.70
	8	GONCHAROVA Natalya	7	11	29	47	0.35
	9	BONDAR Kseniia	-	1	10	11	0.00
	10	PANKOVA Ekaterina	4	12	44	60	0.20
	11	CHAPLINA Victoriia	15	8	24	47	0.75
	14	DIANSKAYA Natalia	1	1	7	9	0.05
	17	MALYKH Natalia	1	-	4	5	0.05
	19	MALOVA Anna	38	21	41	100	1.90
	20	SHLYAKHOVAYA Anastasia	-	1	4	5	0.00
<b>Team Totals</b>			90	76	217	383	4.50

Non-Scoring Set	No	Name	Running Sets	Faults	Still Sets	Total Attempts	Avg by Set
	1	BORODAKOVA-BORISENKO Maria	6	-	8	14	0.30
	2	SALINA Anastasia	27	-	37	64	1.35
	4	ZARYAZHKO Irina	6	-	4	10	0.30
	5	PASYNKOVA Aleksandra	-	-	8	8	0.00
	8	GONCHAROVA Natalya	1	1	7	9	0.05
	9	BONDAR Kseniia	1	1	3	5	0.05
	10	PANKOVA Ekaterina	157	2	199	358	7.85
	11	CHAPLINA Victoriia	2	-	9	11	0.10
	14	DIANSKAYA Natalia	-	-	2	2	0.00
	17	MALYKH Natalia	-	-	3	3	0.00
	19	MALOVA Anna	15	-	22	37	0.75
	20	SHLYAKHOVAYA Anastasia	2	-	1	3	0.10
<b>Team Totals</b>			217	4	303	524	10.85

Non-Scoring Reception	No	Name	Excellents	Faults	Serve Receptions	Total Attempts	Succ %
	1	BORODAKOVA-BORISENKO Maria	1	-	2	3	33.33
	2	SALINA Anastasia	-	-	-	-	0.00
	4	ZARYAZHKO Irina	-	-	-	-	0.00
	5	PASYNKOVA Aleksandra	30	9	68	107	28.04
	8	GONCHAROVA Natalya	1	-	-	1	100.00
	9	BONDAR Kseniia	4	5	18	27	14.81
	10	PANKOVA Ekaterina	-	-	-	-	0.00
	11	CHAPLINA Victoriia	32	15	67	114	28.07
	14	DIANSKAYA Natalia	-	-	-	-	0.00
	17	MALYKH Natalia	-	-	1	1	0.00
	19	MALOVA Anna	30	6	35	71	42.25
	20	SHLYAKHOVAYA Anastasia	-	-	-	-	0.00
<b>Team Totals</b>			98	35	191	324	30.25

LEGEND		Eff%		Succ%	
Avg	Average	Eff%	Efficiency	Succ%	Success %

Timing and Results provided by  TISSOT





## Cumulative Statistics by Skills

Общая статистика по элементам

### SVK - Slovakia

#### AFTER 6 MATCHES

Scoring Spike	No	Name	Spikes	Faults	Shots	Total Attempts	Eff %	
	1	KUCIAKOVA Miroslava	60	15	96	171	26.32	
	2	HUDECOVA Romana	4	2	10	16	12.50	
	3	KOSOVA Simona	28	10	42	80	22.50	
	5	SALANCIOVA Erika	17	10	27	54	12.96	
	6	DROBNAKOVA Dominika	30	15	43	88	17.05	
	9	PENCOVA Jaroslava	28	12	40	80	20.00	
	11	ABRHAMOVA Michaela	18	4	12	34	41.18	
	12	STANKOVIANSKA Monika	32	20	70	122	9.84	
	14	VALACHOVA Dominika	1	-	5	6	16.67	
	16	KUBOVA Paula	20	16	48	84	4.76	
	17	DUDOVA Katarina	13	2	10	25	44.00	
	19	SMATANIKOVA Jaroslava	2	-	3	5	40.00	
	<b>Team Totals</b>			253	106	406	765	19.22

Scoring Block	No	Name	Kill Blocks	Faults	Rebounds	Total Attempts	Avg by Set	
	1	KUCIAKOVA Miroslava	9	5	14	28	0.43	
	2	HUDECOVA Romana	1	1	1	3	0.05	
	3	KOSOVA Simona	7	14	36	57	0.33	
	5	SALANCIOVA Erika	2	3	3	8	0.10	
	6	DROBNAKOVA Dominika	4	4	4	12	0.19	
	9	PENCOVA Jaroslava	13	24	28	65	0.62	
	11	ABRHAMOVA Michaela	7	14	16	37	0.33	
	12	STANKOVIANSKA Monika	3	11	15	29	0.14	
	14	VALACHOVA Dominika	-	-	1	1	0.00	
	16	KUBOVA Paula	2	2	10	14	0.10	
	17	DUDOVA Katarina	6	13	14	33	0.29	
	19	SMATANIKOVA Jaroslava	-	-	2	2	0.00	
	<b>Team Totals</b>			54	91	144	289	2.57

Scoring Service	No	Name	Aces	Faults	Serve Hits	Total Attempts	Avg by Set	
	1	KUCIAKOVA Miroslava	4	3	58	65	0.19	
	2	HUDECOVA Romana	-	2	2	4	0.00	
	3	KOSOVA Simona	5	5	53	63	0.24	
	5	SALANCIOVA Erika	3	5	14	22	0.14	
	6	DROBNAKOVA Dominika	3	8	31	42	0.14	
	9	PENCOVA Jaroslava	2	5	55	62	0.10	
	11	ABRHAMOVA Michaela	4	4	32	40	0.19	
	12	STANKOVIANSKA Monika	5	5	39	49	0.24	
	14	VALACHOVA Dominika	-	-	-	-	0.00	
	16	KUBOVA Paula	1	3	29	33	0.05	
	17	DUDOVA Katarina	5	4	47	56	0.24	
	19	SMATANIKOVA Jaroslava	2	1	18	21	0.10	
	<b>Team Totals</b>			34	45	378	457	1.62

Team	Opponent Errors & Team Faults	
		123
		2





## Cumulative Statistics by Skills


Общая статистика по элементам

### SVK - Slovakia

#### AFTER 6 MATCHES


Non-Scoring Dig	No	Name	Digs	Faults	Receptions	Total Attempts	Avg by Set	
	1	KUCIAKOVA Miroslava	26	14	46	86	1.24	
	2	HUDECOVA Romana	-	-	1	1	0.00	
	3	KOSOVA Simona	4	2	20	26	0.19	
	5	SALANCIOVA Erika	1	3	7	11	0.05	
	6	DROBNAKOVA Dominika	8	10	18	36	0.38	
	9	PENCOVA Jaroslava	1	7	13	21	0.05	
	11	ABRHAMOVA Michaela	5	3	11	19	0.24	
	12	STANKOVIANSKA Monika	8	7	21	36	0.38	
	14	VALACHOVA Dominika	48	23	60	131	2.29	
	16	KUBOVA Paula	9	7	22	38	0.43	
	17	DUDOVA Katarina	15	7	45	67	0.71	
	19	SMATANIKOVA Jaroslava	3	3	9	15	0.14	
	<b>Team Totals</b>			128	86	273	487	6.10

Non-Scoring Set	No	Name	Running Sets	Faults	Still Sets	Total Attempts	Avg by Set	
	1	KUCIAKOVA Miroslava	2	-	14	16	0.10	
	2	HUDECOVA Romana	-	-	1	1	0.00	
	3	KOSOVA Simona	4	-	15	19	0.19	
	5	SALANCIOVA Erika	1	-	3	4	0.05	
	6	DROBNAKOVA Dominika	1	-	14	15	0.05	
	9	PENCOVA Jaroslava	5	1	19	25	0.24	
	11	ABRHAMOVA Michaela	4	-	13	17	0.19	
	12	STANKOVIANSKA Monika	-	-	11	11	0.00	
	14	VALACHOVA Dominika	8	-	23	31	0.38	
	16	KUBOVA Paula	4	-	10	14	0.19	
	17	DUDOVA Katarina	154	4	281	439	7.33	
	19	SMATANIKOVA Jaroslava	35	1	61	97	1.67	
	<b>Team Totals</b>			218	6	465	689	10.38

Non-Scoring Reception	No	Name	Excellents	Faults	Serve Receptions	Total Attempts	Succ %	
	1	KUCIAKOVA Miroslava	31	8	78	117	26.50	
	2	HUDECOVA Romana	1	-	4	5	20.00	
	3	KOSOVA Simona	-	-	2	2	0.00	
	5	SALANCIOVA Erika	6	4	22	32	18.75	
	6	DROBNAKOVA Dominika	18	11	53	82	21.95	
	9	PENCOVA Jaroslava	-	-	-	-	0.00	
	11	ABRHAMOVA Michaela	1	-	2	3	33.33	
	12	STANKOVIANSKA Monika	-	-	-	-	0.00	
	14	VALACHOVA Dominika	38	3	65	106	35.85	
	16	KUBOVA Paula	6	4	21	31	19.35	
	17	DUDOVA Katarina	-	-	1	1	0.00	
	19	SMATANIKOVA Jaroslava	-	-	-	-	0.00	
	<b>Team Totals</b>			101	30	248	379	26.65

#### LEGEND

Avg Average      Eff% Efficiency      Succ% Success %

Timing and Results provided by  TISSOT





## Cumulative Statistics by Skills


Общая статистика по элементам

### THA - Thailand

#### AFTER 6 MATCHES

Scoring Spike	No	Name	Spikes	Faults	Shots	Total Attempts	Eff %	
	2	PANNOY Piyanut	-	-	4	4	0.00	
	3	PHANUSIT Em-Orn	35	7	32	74	37.84	
	4	NUEKJANG Thatdao	35	4	41	80	38.75	
	6	SITTIRAK Onuma	64	36	73	173	16.18	
	11	HYAPHA Amporn	11	2	7	20	45.00	
	12	CH AISRI Tapaphaipun	46	15	78	139	22.30	
	13	TOMKOM Nootsara	3	2	16	21	4.76	
	14	BUNDASAK Jarasporn	1	-	1	2	50.00	
	15	KANTHONG Malika	48	23	53	124	20.16	
	16	GUEDPARD Pornpun	3	1	1	5	40.00	
	17	KAMULTHALA Kaewkalaya	17	1	16	34	47.06	
	19	KEAWBUNDIT Sontaya	13	5	11	29	27.59	
	<b>Team Totals</b>			276	96	333	705	25.53

Scoring Block	No	Name	Kill Blocks	Faults	Rebounds	Total Attempts	Avg by Set	
	2	PANNOY Piyanut	-	-	-	-	0.00	
	3	PHANUSIT Em-Orn	6	10	7	23	0.32	
	4	NUEKJANG Thatdao	3	19	29	51	0.16	
	6	SITTIRAK Onuma	3	19	21	43	0.16	
	11	HYAPHA Amporn	1	13	14	28	0.05	
	12	CH AISRI Tapaphaipun	3	16	19	38	0.16	
	13	TOMKOM Nootsara	1	7	11	19	0.05	
	14	BUNDASAK Jarasporn	-	-	2	2	0.00	
	15	KANTHONG Malika	10	23	20	53	0.53	
	16	GUEDPARD Pornpun	1	-	2	3	0.05	
	17	KAMULTHALA Kaewkalaya	3	16	15	34	0.16	
	19	KEAWBUNDIT Sontaya	1	2	2	5	0.05	
	<b>Team Totals</b>			32	125	142	299	1.68

Scoring Service	No	Name	Aces	Faults	Serve Hits	Total Attempts	Avg by Set	
	2	PANNOY Piyanut	-	-	-	-	0.00	
	3	PHANUSIT Em-Orn	1	2	15	18	0.05	
	4	NUEKJANG Thatdao	2	9	41	52	0.11	
	6	SITTIRAK Onuma	6	11	47	64	0.32	
	11	HYAPHA Amporn	-	2	21	23	0.00	
	12	CH AISRI Tapaphaipun	5	5	61	71	0.26	
	13	TOMKOM Nootsara	6	4	68	78	0.32	
	14	BUNDASAK Jarasporn	-	-	-	-	0.00	
	15	KANTHONG Malika	5	7	50	62	0.26	
	16	GUEDPARD Pornpun	3	4	25	32	0.16	
	17	KAMULTHALA Kaewkalaya	-	1	27	28	0.00	
	19	KEAWBUNDIT Sontaya	-	-	23	23	0.00	
	<b>Team Totals</b>			28	45	378	451	1.47

Team	Opponent Errors & Team Faults	120	5
------	-------------------------------	-----	---





## Cumulative Statistics by Skills


Общая статистика по элементам

### THA - Thailand


#### AFTER 6 MATCHES

Non-Scoring Dig	No	Name	Digs	Faults	Receptions	Total Attempts	Avg by Set	
	2	PANNOY Piyanut	41	19	54	114	2.16	
	3	PHANUSIT Em-Orn	8	2	17	27	0.42	
	4	NUEKJANG Thatdao	7	3	16	26	0.37	
	6	SITTIRAK Onuma	17	9	44	70	0.89	
	11	HYAPHA Amporn	1	-	8	9	0.05	
	12	CHAI SRI Tapaphaipun	19	7	44	70	1.00	
	13	TOMKOM Nootsara	5	7	38	50	0.26	
	14	BUNDASAK Jarasporn	-	-	1	1	0.00	
	15	KANTHONG Malika	20	10	45	75	1.05	
	16	GUEDPARD Pornpun	3	-	12	15	0.16	
	17	KAMULTHALA Kaewkalaya	-	2	16	18	0.00	
	19	KEAWBUNDIT Sontaya	2	2	8	12	0.11	
	<b>Team Totals</b>			123	61	303	487	6.47

Non-Scoring Set	No	Name	Running Sets	Faults	Still Sets	Total Attempts	Avg by Set	
	2	PANNOY Piyanut	15	-	28	43	0.79	
	3	PHANUSIT Em-Orn	2	1	2	5	0.11	
	4	NUEKJANG Thatdao	-	2	5	7	0.00	
	6	SITTIRAK Onuma	5	-	16	21	0.26	
	11	HYAPHA Amporn	2	-	5	7	0.11	
	12	CHAI SRI Tapaphaipun	10	1	23	34	0.53	
	13	TOMKOM Nootsara	156	2	227	385	8.21	
	14	BUNDASAK Jarasporn	1	-	1	2	0.05	
	15	KANTHONG Malika	5	1	24	30	0.26	
	16	GUEDPARD Pornpun	39	-	45	84	2.05	
	17	KAMULTHALA Kaewkalaya	1	-	4	5	0.05	
	19	KEAWBUNDIT Sontaya	1	-	-	1	0.05	
	<b>Team Totals</b>			237	7	380	624	12.47

Non-Scoring Reception	No	Name	Excellents	Faults	Serve Receptions	Total Attempts	Succ %	
	2	PANNOY Piyanut	31	2	28	61	50.82	
	3	PHANUSIT Em-Orn	5	-	2	7	71.43	
	4	NUEKJANG Thatdao	-	-	-	-	0.00	
	6	SITTIRAK Onuma	17	2	16	35	48.57	
	11	HYAPHA Amporn	-	-	1	1	0.00	
	12	CHAI SRI Tapaphaipun	50	2	39	91	54.95	
	13	TOMKOM Nootsara	-	-	-	-	0.00	
	14	BUNDASAK Jarasporn	-	-	-	-	0.00	
	15	KANTHONG Malika	42	8	51	101	41.58	
	16	GUEDPARD Pornpun	-	-	-	-	0.00	
	17	KAMULTHALA Kaewkalaya	1	-	2	3	33.33	
	19	KEAWBUNDIT Sontaya	6	-	1	7	85.71	
	<b>Team Totals</b>			152	14	140	306	49.67

LEGEND			
Avg	Eff%	Succ%	
Average	Efficiency	Success %	

Timing and Results provided by  TISSOT







## Cumulative Statistics by Skills


Общая статистика по элементам

### TPE - Chinese Taipei

AFTER 6 MATCHES

Scoring Spike	No	Name	Spikes	Faults	Shots	Total Attempts	Eff %	
	3	CHEN Hsi	4	3	9	16	6.25	
	4	HAN Ping-Ting	39	22	78	139	12.23	
	5	LEE Hsin-Jung	-	-	-	-	0.00	
	6	YANG Yi-Chen	6	3	16	25	12.00	
	7	CHIEN Chia-Hui	1	-	9	10	10.00	
	8	HSIAO Hsiang-Ling	33	13	51	97	20.62	
	10	YIN Yu-Ting	34	20	52	106	13.21	
	11	CHEN Wan-Ting	75	27	106	208	23.08	
	12	CHEN Wan-Ching	1	-	7	8	12.50	
	13	WANG Ai-Shih	25	9	38	72	22.22	
	16	WANG Pei-Chen	24	14	23	61	16.39	
	17	CHEN Yi-Ju	28	7	60	95	22.11	
	<b>Team Totals</b>			270	118	449	837	18.16

Scoring Block	No	Name	Kill Blocks	Faults	Rebounds	Total Attempts	Avg by Set	
	3	CHEN Hsi	-	4	6	10	0.00	
	4	HAN Ping-Ting	2	4	10	16	0.09	
	5	LEE Hsin-Jung	-	-	-	-	0.00	
	6	YANG Yi-Chen	-	8	7	15	0.00	
	7	CHIEN Chia-Hui	-	-	1	1	0.00	
	8	HSIAO Hsiang-Ling	2	9	3	14	0.09	
	10	YIN Yu-Ting	2	5	15	22	0.09	
	11	CHEN Wan-Ting	3	9	17	29	0.14	
	12	CHEN Wan-Ching	-	6	4	10	0.00	
	13	WANG Ai-Shih	7	25	22	54	0.32	
	16	WANG Pei-Chen	1	6	5	12	0.05	
	17	CHEN Yi-Ju	9	27	41	77	0.41	
	<b>Team Totals</b>			26	103	131	260	1.18

Scoring Service	No	Name	Aces	Faults	Serve Hits	Total Attempts	Avg by Set	
	3	CHEN Hsi	-	-	5	5	0.00	
	4	HAN Ping-Ting	3	2	50	55	0.14	
	5	LEE Hsin-Jung	-	-	4	4	0.00	
	6	YANG Yi-Chen	12	6	65	83	0.55	
	7	CHIEN Chia-Hui	-	-	1	1	0.00	
	8	HSIAO Hsiang-Ling	2	3	34	39	0.09	
	10	YIN Yu-Ting	5	10	39	54	0.23	
	11	CHEN Wan-Ting	10	6	52	68	0.45	
	12	CHEN Wan-Ching	2	1	13	16	0.09	
	13	WANG Ai-Shih	7	6	54	67	0.32	
	16	WANG Pei-Chen	3	4	9	16	0.14	
	17	CHEN Yi-Ju	5	5	54	64	0.23	
	<b>Team Totals</b>			49	43	380	472	2.23

Team	Opponent Errors & Team Faults	
		124      3





## Cumulative Statistics by Skills


Общая статистика по элементам

### TPE - Chinese Taipei


#### AFTER 6 MATCHES

Non-Scoring Dig	No	Name	Digs	Faults	Receptions	Total Attempts	Avg by Set	
	3	CHEN Hsi	1	2	5	8	0.05	
	4	HAN Ping-Ting	11	7	36	54	0.50	
	5	LEE Hsin-Jung	1	3	15	19	0.05	
	6	YANG Yi-Chen	9	12	32	53	0.41	
	7	CHIEN Chia-Hui	37	31	72	140	1.68	
	8	HSIAO Hsiang-Ling	9	9	25	43	0.41	
	10	YIN Yu-Ting	6	10	39	55	0.27	
	11	CHEN Wan-Ting	12	15	27	54	0.55	
	12	CHEN Wan-Ching	6	2	18	26	0.27	
	13	WANG Ai-Shih	4	5	14	23	0.18	
	16	WANG Pei-Chen	3	3	18	24	0.14	
	17	CHEN Yi-Ju	7	4	23	34	0.32	
	<b>Team Totals</b>			106	103	324	533	4.82

Non-Scoring Set	No	Name	Running Sets	Faults	Still Sets	Total Attempts	Avg by Set	
	3	CHEN Hsi	-	-	1	1	0.00	
	4	HAN Ping-Ting	5	-	14	19	0.23	
	5	LEE Hsin-Jung	1	-	1	2	0.05	
	6	YANG Yi-Chen	158	6	278	442	7.18	
	7	CHIEN Chia-Hui	10	1	34	45	0.45	
	8	HSIAO Hsiang-Ling	1	1	9	11	0.05	
	10	YIN Yu-Ting	3	-	8	11	0.14	
	11	CHEN Wan-Ting	2	2	10	14	0.09	
	12	CHEN Wan-Ching	43	2	97	142	1.95	
	13	WANG Ai-Shih	6	5	12	23	0.27	
	16	WANG Pei-Chen	-	1	4	5	0.00	
	17	CHEN Yi-Ju	5	2	18	25	0.23	
	<b>Team Totals</b>			234	20	486	740	10.64

Non-Scoring Reception	No	Name	Excellents	Faults	Serve Receptions	Total Attempts	Succ %	
	3	CHEN Hsi	-	-	-	-	0.00	
	4	HAN Ping-Ting	26	9	69	104	25.00	
	5	LEE Hsin-Jung	10	4	11	25	40.00	
	6	YANG Yi-Chen	-	-	-	-	0.00	
	7	CHIEN Chia-Hui	51	5	79	135	37.78	
	8	HSIAO Hsiang-Ling	24	11	65	100	24.00	
	10	YIN Yu-Ting	14	8	43	65	21.54	
	11	CHEN Wan-Ting	-	1	1	2	0.00	
	12	CHEN Wan-Ching	-	-	-	-	0.00	
	13	WANG Ai-Shih	-	-	-	-	0.00	
	16	WANG Pei-Chen	-	-	1	1	0.00	
	17	CHEN Yi-Ju	1	1	-	2	50.00	
	<b>Team Totals</b>			126	39	269	434	29.03

LEGEND		Eff%		Succ%	
Avg	Average	Eff%	Efficiency	Succ%	Success %

Timing and Results provided by  TISSOT





## Cumulative Statistics by Skills


Общая статистика по элементам

### USA - United States

#### AFTER 6 MATCHES

Scoring Spike	No	Name	Spikes	Faults	Shots	Total Attempts	Eff %	
	2	MADONIA Gina	-	1	-	1	0.00	
	3	KEATING Chelsea	36	21	44	101	14.85	
	4	MCCARTY Tristan	-	-	3	3	0.00	
	5	SHURBET Bailey	-	-	-	-	0.00	
	6	BRAND Katie	6	6	14	26	0.00	
	7	COOK Courtney	4	2	3	9	22.22	
	9	REININGER Katherine	6	3	6	15	20.00	
	14	JOHNSON Taylor	22	11	34	67	16.42	
	15	LANGHAIM Brookelyn	-	-	-	-	0.00	
	16	KAUFMAN Dakota	35	25	69	129	7.75	
	17	PELGER Kaitlynn	40	24	67	131	12.21	
	18	TRAXSON Courtney	38	22	65	125	12.80	
	<b>Team Totals</b>			187	115	305	607	11.86

Scoring Block	No	Name	Kill Blocks	Faults	Rebounds	Total Attempts	Avg by Set	
	2	MADONIA Gina	-	-	-	-	0.00	
	3	KEATING Chelsea	10	18	14	42	0.53	
	4	MCCARTY Tristan	-	1	-	1	0.00	
	5	SHURBET Bailey	-	-	-	-	0.00	
	6	BRAND Katie	8	20	20	48	0.42	
	7	COOK Courtney	-	2	-	2	0.00	
	9	REININGER Katherine	2	4	13	19	0.11	
	14	JOHNSON Taylor	11	22	22	55	0.58	
	15	LANGHAIM Brookelyn	-	-	-	-	0.00	
	16	KAUFMAN Dakota	8	17	22	47	0.42	
	17	PELGER Kaitlynn	6	23	22	51	0.32	
	18	TRAXSON Courtney	7	17	13	37	0.37	
	<b>Team Totals</b>			52	124	126	302	2.74

Scoring Service	No	Name	Aces	Faults	Serve Hits	Total Attempts	Avg by Set	
	2	MADONIA Gina	-	-	18	18	0.00	
	3	KEATING Chelsea	8	9	49	66	0.42	
	4	MCCARTY Tristan	-	-	-	-	0.00	
	5	SHURBET Bailey	-	-	-	-	0.00	
	6	BRAND Katie	7	1	52	60	0.37	
	7	COOK Courtney	-	1	13	14	0.00	
	9	REININGER Katherine	-	2	5	7	0.00	
	14	JOHNSON Taylor	1	3	18	22	0.05	
	15	LANGHAIM Brookelyn	-	-	-	-	0.00	
	16	KAUFMAN Dakota	3	6	43	52	0.16	
	17	PELGER Kaitlynn	8	11	43	62	0.42	
	18	TRAXSON Courtney	5	7	53	65	0.26	
	<b>Team Totals</b>			32	40	294	366	1.68

Team	Opponent Errors & Team Faults	94	4
------	-------------------------------	----	---





## Cumulative Statistics by Skills


Общая статистика по элементам

### USA - United States


#### AFTER 6 MATCHES

Non-Scoring Dig	No	Name	Digs	Faults	Receptions	Total Attempts	Avg by Set	
	2	MADONIA Gina	2	2	7	11	0.11	
	3	KEATING Chelsea	8	25	34	67	0.42	
	4	MCCARTY Tristan	21	18	34	73	1.11	
	5	SHURBET Bailey	-	-	-	-	0.00	
	6	BRAND Katie	9	15	38	62	0.47	
	7	COOK Courtney	1	-	-	1	0.05	
	9	REININGER Katherine	-	-	-	-	0.00	
	14	JOHNSON Taylor	2	3	7	12	0.11	
	15	LANGHAIM Brookelyn	-	-	-	-	0.00	
	16	KAUFMAN Dakota	7	9	14	30	0.37	
	17	PELGER Kaitlynn	12	14	33	59	0.63	
	18	TRAXSON Courtney	6	2	7	15	0.32	
	<b>Team Totals</b>			68	88	174	330	3.58

Non-Scoring Set	No	Name	Running Sets	Faults	Still Sets	Total Attempts	Avg by Set	
	2	MADONIA Gina	-	-	3	3	0.00	
	3	KEATING Chelsea	3	-	12	15	0.16	
	4	MCCARTY Tristan	-	1	10	11	0.00	
	5	SHURBET Bailey	-	-	-	-	0.00	
	6	BRAND Katie	150	6	299	455	7.89	
	7	COOK Courtney	-	-	1	1	0.00	
	9	REININGER Katherine	-	-	2	2	0.00	
	14	JOHNSON Taylor	-	-	6	6	0.00	
	15	LANGHAIM Brookelyn	-	-	-	-	0.00	
	16	KAUFMAN Dakota	1	1	5	7	0.05	
	17	PELGER Kaitlynn	10	-	29	39	0.53	
	18	TRAXSON Courtney	1	-	3	4	0.05	
	<b>Team Totals</b>			165	8	370	543	8.68

Non-Scoring Reception	No	Name	Excellents	Faults	Serve Receptions	Total Attempts	Succ %	
	2	MADONIA Gina	7	2	24	33	21.21	
	3	KEATING Chelsea	5	5	36	46	10.87	
	4	MCCARTY Tristan	48	11	81	140	34.29	
	5	SHURBET Bailey	-	-	-	-	0.00	
	6	BRAND Katie	-	-	1	1	0.00	
	7	COOK Courtney	4	3	6	13	30.77	
	9	REININGER Katherine	-	-	-	-	0.00	
	14	JOHNSON Taylor	-	1	1	2	0.00	
	15	LANGHAIM Brookelyn	-	-	-	-	0.00	
	16	KAUFMAN Dakota	-	-	2	2	0.00	
	17	PELGER Kaitlynn	42	14	95	151	27.81	
	18	TRAXSON Courtney	1	3	1	5	20.00	
	<b>Team Totals</b>			107	39	247	393	27.23

LEGEND			
Avg	Eff%	Succ%	
Average	Efficiency	Success %	


Timing and Results provided by  TISSOT





## Teams Ranking by Skills


Командный рейтинг по элементам

As of MON 15 JUL 2013 at 22:18

Scoring Spike	Rk	Team	Spikes	Faults	Shots	Total Attempts	Eff %	
	1	RUS - Russian Fed.	249	72	257	578	30.62	
	2	JPN - Japan	277	88	305	670	28.21	
	3	THA - Thailand	276	96	333	705	25.53	
	4	PRK - DPR Korea	256	79	366	701	25.25	
	5	BRA - Brazil	249	99	323	671	22.35	
	6	POL - Poland	251	100	363	714	21.15	
	7	TPE - Chinese Taipei	270	118	449	837	18.16	
	8	CAN - Canada	182	86	289	557	17.24	
	NR	CHI - Chile	204	126	344	674	11.57	
	NR	CHN - China	231	88	322	641	22.31	
	NR	CZE - Czech Republic	231	105	297	633	19.91	
	NR	HKG - Hong Kg, China	204	113	512	829	10.98	
	NR	NOR - Norway	143	92	235	470	10.85	
	NR	SVK - Slovakia	253	106	406	765	19.22	
	NR	USA - United States	187	115	305	607	11.86	
	<b>Tournament Totals</b>			3463	1483	5106	10052	19.70

Scoring Block	Rk	Team	Kill Blocks	Faults	Rebounds	Total Attempts	Avg by Set	
	1	RUS - Russian Fed.	70	125	141	336	3.50	
	2	POL - Poland	72	127	161	360	3.43	
	3	BRA - Brazil	56	122	161	339	2.95	
	4	CAN - Canada	43	90	110	243	2.69	
	5	JPN - Japan	48	121	176	345	2.53	
	6	THA - Thailand	32	125	142	299	1.68	
	7	TPE - Chinese Taipei	26	103	131	260	1.18	
	8	PRK - DPR Korea	23	86	105	214	1.15	
	NR	CHI - Chile	28	153	133	314	1.56	
	NR	CHN - China	38	124	108	270	2.00	
	NR	CZE - Czech Republic	51	115	127	293	2.55	
	NR	HKG - Hong Kg, China	45	211	159	415	2.05	
	NR	NOR - Norway	18	81	75	174	1.38	
	NR	SVK - Slovakia	54	91	144	289	2.57	
	NR	USA - United States	52	124	126	302	2.74	
	<b>Tournament Totals</b>			656	1798	1999	4453	4.56

Scoring Service	Rk	Team	Aces	Faults	Serve Hits	Total Attempts	Avg by Set	
	1	PRK - DPR Korea	48	17	370	435	2.40	
	2	TPE - Chinese Taipei	49	43	380	472	2.23	
	3	BRA - Brazil	37	27	386	450	1.95	
	4	RUS - Russian Fed.	31	53	391	475	1.55	
	5	JPN - Japan	28	24	405	457	1.47	
	5	THA - Thailand	28	45	378	451	1.47	
	7	POL - Poland	29	50	377	456	1.38	
	8	CAN - Canada	16	40	273	329	1.00	
	NR	CHI - Chile	19	33	273	325	1.06	
	NR	CHN - China	29	21	352	402	1.53	
	NR	CZE - Czech Republic	33	30	369	432	1.65	
	NR	HKG - Hong Kg, China	23	32	352	407	1.05	
	NR	NOR - Norway	17	36	197	250	1.31	
	NR	SVK - Slovakia	34	45	378	457	1.62	
	NR	USA - United States	32	40	294	366	1.68	
	<b>Tournament Totals</b>			453	536	5175	6164	3.15

Timing and Results provided by  TISSOT








## Teams Ranking by Skills


Командный рейтинг по элементам

As of MON 15 JUL 2013 at 22:18

Non-Scoring Dig	Rk	Team	Digs	Faults	Receptions	Total Attempts	Avg by Set	
	1	THA - Thailand	123	61	303	487	6.47	
	2	JPN - Japan	111	67	286	464	5.84	
	3	BRA - Brazil	102	93	297	492	5.37	
	4	CAN - Canada	83	83	202	368	5.19	
	5	PRK - DPR Korea	98	96	287	481	4.90	
	6	TPE - Chinese Taipei	106	103	324	533	4.82	
	7	POL - Poland	100	108	275	483	4.76	
	8	RUS - Russian Fed.	90	76	217	383	4.50	
	NR	CHI - Chile	124	52	231	407	6.89	
	NR	CHN - China	61	92	255	408	3.21	
	NR	CZE - Czech Republic	80	93	225	398	4.00	
	NR	HKG - Hong Kg, China	112	96	338	546	5.09	
	NR	NOR - Norway	44	63	193	300	3.38	
	NR	SVK - Slovakia	128	86	273	487	6.10	
	NR	USA - United States	68	88	174	330	3.58	
	<b>Tournament Totals</b>			1430	1257	3880	6567	9.93

Non-Scoring Set	Rk	Team	Running Sets	Faults	Still Sets	Total Attempts	Avg by Set	
	1	JPN - Japan	258	10	363	631	13.58	
	2	THA - Thailand	237	7	380	624	12.47	
	3	BRA - Brazil	223	7	398	628	11.74	
	4	PRK - DPR Korea	228	12	398	638	11.40	
	5	RUS - Russian Fed.	217	4	303	524	10.85	
	6	TPE - Chinese Taipei	234	20	486	740	10.64	
	7	POL - Poland	223	15	424	662	10.62	
	8	CAN - Canada	160	7	347	514	10.00	
	NR	CHI - Chile	187	7	445	639	10.39	
	NR	CHN - China	189	10	365	564	9.95	
	NR	CZE - Czech Republic	195	10	350	555	9.75	
	NR	HKG - Hong Kg, China	185	15	570	770	8.41	
	NR	NOR - Norway	128	11	295	434	9.85	
	NR	SVK - Slovakia	218	6	465	689	10.38	
	NR	USA - United States	165	8	370	543	8.68	
	<b>Tournament Totals</b>			3047	149	5959	9155	21.16

Non-Scoring Reception	Rk	Team	Excellents	Faults	Serve Receptions	Total Attempts	Succ %	
	1	THA - Thailand	152	14	140	306	49.67	
	2	JPN - Japan	120	13	179	312	38.46	
	3	BRA - Brazil	120	17	187	324	37.04	
	4	CAN - Canada	112	23	182	317	35.33	
	5	RUS - Russian Fed.	98	35	191	324	30.25	
	6	TPE - Chinese Taipei	126	39	269	434	29.03	
	7	POL - Poland	108	38	256	402	26.87	
	8	PRK - DPR Korea	74	26	254	354	20.90	
	NR	CHI - Chile	108	23	241	372	29.03	
	NR	CHN - China	65	34	284	383	16.97	
	NR	CZE - Czech Republic	115	27	215	357	32.21	
	NR	HKG - Hong Kg, China	70	32	354	456	15.35	
	NR	NOR - Norway	63	26	189	278	22.66	
	NR	SVK - Slovakia	101	30	248	379	26.65	
	NR	USA - United States	107	39	247	393	27.23	
	<b>Tournament Totals</b>			1539	416	3436	5391	28.55

Timing and Results provided by  TISSOT



## Teams Ranking by Skills


Командный рейтинг по элементам

As of MON 15 JUL 2013 at 22:18

### NOTES

Only teams advancing to the quarterfinals are ranked.

LEGEND		Eff%	NR	Rk	Succ%
Avg	Average	Efficiency	Not Ranked	Rank	Success %

Timing and Results provided by  **TISSOT**



## Players Ranking by Skills

Рейтинг игроков по элементам

As of TUE 16 JUL 2013 at 21:27

### BEST SCORERS

Rk	No	Name	Ctry	Spike	Block	Serve	Total
1	3	JONG Jin Sim	PRK	108	1	14	123
2	8	GONCHAROVA Natalya	RUS	87	11	3	101
3	11	CHEN Wan-Ting	TPE	75	3	10	88
4	12	IMAMURA Yuka	JPN	72	6	6	84
5	5	NAKAMURA Ayumi	JPN	65	9	6	80
6	2	GREJMAN Anna	POL	56	13	7	76
7	5	BIDIAS Regiane	BRA	59	9	5	73
7	6	SITTIRAK Onuma	THA	64	3	6	73
9	9	RI Pom Hui	PRK	60	1	8	69
10	11	CHAPLINA Victoriia	RUS	50	10	7	67
11	4	KURNIKOWSKA Natalia	POL	51	5	9	65
12	15	KANTHONG Malika	THA	48	10	5	63
13	3	OUMI Akari	JPN	47	4	6	57
13	14	KALISZUK Tamara	POL	49	8	-	57
15	5	PASYNKOVA Aleksandra	RUS	41	11	2	54
15	12	CHASRI Tapaphaipun	THA	46	3	5	54
17	11	FARINEA Natasha	BRA	33	15	5	53
18	8	FRANCISCO Amanda - Cap	BRA	41	4	5	50
19	18	SIKORSKA Aleksandra	POL	24	19	6	49
20	10	MOREIRA Danielle	BRA	41	4	1	46
21	20	BARCLAY Lisa Dawn Margaret	CAN	34	8	2	44
21	6	OKUMURA Mai	JPN	31	12	1	44
21	4	HAN Ping-Ting	TPE	39	2	3	44
24	10	POLEC Katarzyna	POL	31	10	1	42
24	3	PHANUSIT Em-Orn	THA	35	6	1	42
24	17	CHEN Yi-Ju	TPE	28	9	5	42
27	10	YIN Yu-Ting	TPE	34	2	5	41
28	15	PERRIN Alicia	CAN	26	13	1	40
28	4	NUEKJANG Thatdao	THA	35	3	2	40
30	3	SILVA Bruna	BRA	28	5	6	39
30	13	WANG Ai-Shih	TPE	25	7	7	39
32	14	RICHEY Kyla Elizabeth	CAN	33	5	-	38
33	2	SILVA Mayhara	BRA	25	10	2	37
33	1	BORODAKOVA-BORISENKO Maria	RUS	13	14	10	37
33	8	HSIAO Hsiang-Ling	TPE	33	2	2	37
36	9	YATAKA Naoko	JPN	26	8	2	36
36	7	RI Sun Jong	PRK	25	6	5	36
38	4	ZARYAZHKO Irina	RUS	22	10	1	33
39	9	LOVE Tabitha Ashly	CAN	26	2	2	30
39	1	KIM Un Jong	PRK	17	7	6	30
41	5	CHARUK Lucille June	CAN	19	5	4	28
41	16	WANG Pei-Chen	TPE	24	1	3	28
43	5	SLIWINSKA Ewa	POL	22	4	1	27
44	18	MARCELLE Shanice Anastasia	CAN	18	6	2	26
44	11	TERAI Yumi	JPN	20	4	2	26
46	7	SILVA Ana Carolina	BRA	11	7	7	25
47	17	MALYKH Natalia	RUS	21	3	-	24
48	5	HAN Ok Sim	PRK	16	1	5	22
48	6	MIN Ok Ju	PRK	10	4	8	22
50	17	KAMULTHALA Kaewkalaya	THA	17	3	-	20
<b>Tournament Totals</b>				<b>3463</b>	<b>656</b>	<b>453</b>	<b>6175</b>




## Players Ranking by Skills

Рейтинг игроков по элементам

As of TUE 16 JUL 2013 at 21:27

### BEST SPIKERS

Scoring Spike	Rk	No	Name	Ctry	Spikes	Faults	Shots	Total Attempts	Eff %
	1	3	JONG Jin Sim	PRK	108	15	100	223	41.70
	2	8	GONCHAROVA Natalya	RUS	87	18	68	173	39.88
	3	5	NAKAMURA Ayumi	JPN	65	17	70	152	31.58
	4	2	GREJMAN Anna	POL	56	13	76	145	29.66
	5	12	IMAMURA Yuka	JPN	72	23	80	175	28.00
	6	11	CHEN Wan-Ting	TPE	75	27	106	208	23.08
	7	12	CH AISRI Tapaphaipun	THA	46	15	78	139	22.30
	8	5	BIDIAS Regiane	BRA	59	21	99	179	21.23
	9	15	KANTHONG Malika	THA	48	23	53	124	20.16
	10	3	OUMI Akari	JPN	47	21	62	130	20.00
<b>Limit</b>									
<b>15.00%</b>									
<b>Tournament Totals</b>					3463	1483	5106	10052	19.70

### BEST BLOCKERS

Scoring Block	Rk	No	Name	Ctry	Kill Blocks	Faults	Rebounds	Total Attempts	Avg by Set
	1	18	SIKORSKA Aleksandra	POL	19	28	39	86	0.90
	2	15	PERRIN Alicia	CAN	13	28	21	62	0.81
	3	11	FARINEA Natasha	BRA	15	34	43	92	0.79
	4	1	BORODAKOVA-BORISENKO Maria	RUS	14	21	37	72	0.70
	5	6	OKUMURA Mai	JPN	12	25	42	79	0.63
	6	2	GREJMAN Anna	POL	13	13	18	44	0.62
	7	8	GONCHAROVA Natalya	RUS	11	13	16	40	0.55
	7	5	PASYNKOVA Aleksandra	RUS	11	15	12	38	0.55
	9	2	SILVA Mayhara	BRA	10	21	36	67	0.53
	9	15	KANTHONG Malika	THA	10	23	20	53	0.53
<b>Tournament Totals</b>					656	1798	1999	4453	4.56

### BEST SERVERS

Scoring Service	Rk	No	Name	Ctry	Aces	Faults	Serve Hits	Total Attempts	Avg by Set
	1	3	JONG Jin Sim	PRK	14	2	50	66	0.70
	2	6	YANG Yi-Chen	TPE	12	6	65	83	0.55
	3	1	BORODAKOVA-BORISENKO Maria	RUS	10	6	66	82	0.50
	4	11	CHEN Wan-Ting	TPE	10	6	52	68	0.45
	5	4	KURNIKOWSKA Natalia	POL	9	10	61	80	0.43
	6	6	MIN Ok Ju	PRK	8	3	68	79	0.40
	6	9	RI Pom Hui	PRK	8	4	44	56	0.40
	8	7	SILVA Ana Carolina	BRA	7	5	24	36	0.37
	9	11	CHAPLINA Victoriia	RUS	7	11	61	79	0.35
	10	2	GREJMAN Anna	POL	7	7	65	79	0.33
<b>Tournament Totals</b>					453	536	5175	6164	3.15




## Players Ranking by Skills


Рейтинг игроков по элементам

As of TUE 16 JUL 2013 at 21:27


### BEST DIGGERS

Non-Scoring Diggers		Rk	No	Name	Ctry	Digs	Faults	Receptions	Total Attempts	Avg by Set
	1	2	PANNOY Piyanut	THA	41	19	54	114	2.16	
	2	19	MALOVA Anna	RUS	38	21	41	100	1.90	
	3	1	SATO Arisa	JPN	35	14	35	84	1.84	
	4	11	MEDYNSKA Dorota	POL	36	19	46	101	1.71	
	5	7	CHIEN Chia-Hui	TPE	37	31	72	140	1.68	
	6	1	ANDREW-WASYLIK Tesca Bryn	CAN	26	19	48	93	1.63	
	7	13	JONG Song Hui	PRK	31	25	48	104	1.55	
	8	9	SILVA Tassia	BRA	28	30	62	120	1.47	
	9	15	KANTHONG Malika	THA	20	10	45	75	1.05	
	10	12	CH AISRI Tapaphaipun	THA	19	7	44	70	1.00	
<b>Tournament Totals</b>						1430	1257	3880	6567	9.93

### BEST SETTERS

Non-Scoring Set		Rk	No	Name	Ctry	Running Sets	Faults	Still Sets	Total Attempts	Avg by Set
	1	6	MIN Ok Ju	PRK	184	9	279	472	9.20	
	2	2	YAMAGUCHI Kaname	JPN	174	3	217	394	9.16	
	3	13	TOMKOM Nootsara	THA	156	2	227	385	8.21	
	4	10	PANKOVA Ekaterina	RUS	157	2	199	358	7.85	
	5	17	FRENCH Kelci Brooke	CAN	118	4	212	334	7.38	
	6	6	YANG Yi-Chen	TPE	158	6	278	442	7.18	
	7	3	SZYMANSKA Marta	POL	138	7	207	352	6.57	
	8	4	CARRIJO Juliana	BRA	119	3	183	305	6.26	
	9	12	RATZKE Roberta	BRA	85	2	128	215	4.47	
	10	10	TANAKA Misaki	JPN	53	5	62	120	2.79	
<b>Tournament Totals</b>						3047	149	5959	9155	21.16

### BEST RECEIVERS

Non-Scoring Receivers		Rk	No	Name	Ctry	Excellents	Faults	Serve Receptions	Total Attempts	Succ %
	1	12	CH AISRI Tapaphaipun	THA	50	2	39	91	54.95	
	2	9	SILVA Tassia	BRA	42	7	50	99	42.42	
	3	15	KANTHONG Malika	THA	42	8	51	101	41.58	
	4	3	OUMI Akari	JPN	39	2	53	94	41.49	
	5	14	RICHEY Kyla Elizabeth	CAN	35	6	51	92	38.04	
	6	7	CHIEN Chia-Hui	TPE	51	5	79	135	37.78	
	7	5	BIDIAS Regiane	BRA	50	5	93	148	33.78	
	8	4	KURNIKOWSKA Natalia	POL	41	13	87	141	29.08	
	9	11	CHAPLINA Victoriia	RUS	32	15	67	114	28.07	
	10	5	PASYNKOVA Aleksandra	RUS	30	9	68	107	28.04	
<b>Tournament Totals</b>						1539	416	3436	5391	28.55







## Players Ranking by Skills

Рейтинг игроков по элементам

As of TUE 16 JUL 2013 at 21:27

### BEST LIBEROS

Non-Scoring Liberos	Rk	No	Name	Ctry	Excellents	Faults	In Play	Total Attempts	Avg by Set
 	1	7	CHIEN Chia-Hui	TPE	88	36	151	275	4.00
	2	1	ANDREW-WASYLIK Tesca Bryn	CAN	62	22	88	172	3.88
	3	2	PANNOY Piyanut	THA	72	21	82	175	3.79
	4	9	SILVA Tassia	BRA	70	37	112	219	3.68
	5	19	MALOVA Anna	RUS	68	27	76	171	3.40
	6	11	MEDYNSKA Dorota	POL	66	31	97	194	3.14
	7	1	SATO Arisa	JPN	57	15	73	145	3.00
	8	13	JONG Song Hui	PRK	54	31	93	178	2.70
	9	16	DURAJCZYK Agata	POL	24	11	40	75	1.14
	10	8	RO Un Yong	PRK	2	5	13	20	0.10

#### NOTES

Only players whose teams advanced to the quarterfinals are ranked.

Best scorers - 50 players are listed, except where ties would extend the list beyond 50 in which case the tied players are not listed.

Skills - 10 players are listed per skill, except where ties would extend the list beyond 10 in which case the tied players are not listed.

LEGEND		Eff%	Rk	Succ%
Avg	Average	Efficiency	Rank	Success %

Timing and Results provided by  **TISSOT**



## Players Ranking by Skills

Рейтинг игроков по элементам

As of TUE 16 JUL 2013 at 21:27

### BEST SCORERS

Rk	No	Name	Ctry	Spike	Block	Serve	Total
1	3	JONG Jin Sim	PRK	108	1	14	123
2	8	GONCHAROVA Natalya	RUS	87	11	3	101
3	11	CHEN Wan-Ting	TPE	75	3	10	88
4	12	IMAMURA Yuka	JPN	72	6	6	84
5	5	NAKAMURA Ayumi	JPN	65	9	6	80
6	2	GREJMAN Anna	POL	56	13	7	76
7	5	BIDIAS Regiane	BRA	59	9	5	73
7	6	SITTIRAK Onuma	THA	64	3	6	73
9	9	RI Pom Hui	PRK	60	1	8	69
10	11	CHAPLINA Victoriia	RUS	50	10	7	67
11	4	KURNIKOWSKA Natalia	POL	51	5	9	65
12	15	KANTHONG Malika	THA	48	10	5	63
13	3	OUMI Akari	JPN	47	4	6	57
13	14	KALISZUK Tamara	POL	49	8	-	57
15	5	PASYNKOVA Aleksandra	RUS	41	11	2	54
15	12	CHAI SRI Tapaphaipun	THA	46	3	5	54
17	11	FARINEA Natasha	BRA	33	15	5	53
18	8	FRANCISCO Amanda - Cap	BRA	41	4	5	50
19	18	SIKORSKA Aleksandra	POL	24	19	6	49
20	10	MOREIRA Danielle	BRA	41	4	1	46
21	20	BARCLAY Lisa Dawn Margaret	CAN	34	8	2	44
21	6	OKUMURA Mai	JPN	31	12	1	44
21	4	HAN Ping-Ting	TPE	39	2	3	44
24	10	POLEC Katarzyna	POL	31	10	1	42
24	3	PHANUSIT Em-Orn	THA	35	6	1	42
24	17	CHEN Yi-Ju	TPE	28	9	5	42
27	10	YIN Yu-Ting	TPE	34	2	5	41
28	15	PERRIN Alicia	CAN	26	13	1	40
28	4	NUEKJANG Thatdao	THA	35	3	2	40
30	3	SILVA Bruna	BRA	28	5	6	39
30	13	WANG Ai-Shih	TPE	25	7	7	39
32	14	RICHEY Kyla Elizabeth	CAN	33	5	-	38
33	2	SILVA Mayhara	BRA	25	10	2	37
33	1	BORODAKOVA-BORISENKO Maria	RUS	13	14	10	37
33	8	HSIAO Hsiang-Ling	TPE	33	2	2	37
36	9	YATAKA Naoko	JPN	26	8	2	36
36	7	RI Sun Jong	PRK	25	6	5	36
38	4	ZARYAZHKO Irina	RUS	22	10	1	33
39	9	LOVE Tabitha Ashly	CAN	26	2	2	30
39	1	KIM Un Jong	PRK	17	7	6	30
41	5	CHARUK Lucille June	CAN	19	5	4	28
41	16	WANG Pei-Chen	TPE	24	1	3	28
43	5	SLIWINSKA Ewa	POL	22	4	1	27
44	18	MARCELLE Shanice Anastasia	CAN	18	6	2	26
44	11	TERAI Yumi	JPN	20	4	2	26
46	7	SILVA Ana Carolina	BRA	11	7	7	25
47	17	MALYKH Natalia	RUS	21	3	-	24
48	5	HAN Ok Sim	PRK	16	1	5	22
48	6	MIN Ok Ju	PRK	10	4	8	22
50	17	KAMULTHALA Kaewkalaya	THA	17	3	-	20
51	6	YANG Yi-Chen	TPE	6	-	12	18
52	2	CRANSTON Dana Margaret	CAN	13	2	2	17
53	7	LUKASIK Justyna	POL	9	4	2	15
54	2	KIM Yong Mi	PRK	12	2	-	14
54	19	KEAWBUNDIT Sontaya	THA	13	1	-	14



## Players Ranking by Skills

Рейтинг игроков по элементам

As of TUE 16 JUL 2013 at 21:27

### BEST SCORERS

Rk	No	Name	Ctry	Spike	Block	Serve	Total
56	2	YAMAGUCHI Kaname	JPN	8	2	2	12
56	3	SZYMANSKA Marta	POL	4	6	2	12
56	11	HYAPHA Amporn	THA	11	1	-	12
59	17	FRENCH Kelci Brooke	CAN	8	1	2	11
60	20	SHLYAKHOVAYA Anastasia	RUS	3	5	2	10
60	13	TOMKOM Nootsara	THA	3	1	6	10
62	10	PANKOVA Ekaterina	RUS	5	4	-	9
62	9	BONDAR Kseniia	RUS	7	-	2	9
64	8	HATTORI Ayuka	JPN	7	1	-	8
65	6	CIDRAO Sonaly	BRA	3	2	2	7
65	10	KANG Suk Gyong	PRK	6	-	1	7
65	16	GUEDPARD Pornpun	THA	3	1	3	7
68	12	RATZKE Roberta	BRA	3	-	3	6
69	13	NADEAU Marie-Sophie	CAN	5	-	-	5
69	15	RACZYNSKA Justyna	POL	3	2	-	5
71	4	CARRIJO Juliana	BRA	3	-	1	4
71	10	TANAKA Misaki	JPN	1	2	1	4
71	8	WILK Dorota	POL	2	1	1	4
71	12	PAK Yon Suk	PRK	2	1	1	4
71	3	CHEN Hsi	TPE	4	-	-	4
76	14	DIANSKAYA Natalia	RUS	-	1	2	3
76	2	SALINA Anastasia	RUS	-	1	2	3
76	12	CHEN Wan-Ching	TPE	1	-	2	3
79	1	SANTOS Carla	BRA	2	-	-	2
79	7	YAMAGISHI Akane	JPN	-	-	2	2
81	12	CYR Megan Elizabeth Mae	CAN	-	-	1	1
81	16	NYHOF Kelly Elizabeth	CAN	-	1	-	1
81	14	BUNDASAK Jarasporn	THA	1	-	-	1
81	7	CHIEN Chia-Hui	TPE	1	-	-	1
NR	10	VORPAHL Chris	CHI	85	5	2	92
NR	1	REN Kaiyi	CHN	71	2	11	84
NR	1	YEUNG Sau Mei	HKG	64	7	7	78
NR	9	SUN Chunni	CHN	59	7	8	74
NR	1	KUCIAKOVA Miroslava	SVK	60	9	4	73
NR	8	STRAKOVA Vendula	CZE	65	2	4	71
NR	11	ELVEBAKK Hilde	NOR	59	2	2	63
NR	11	KOJDOVA Helena	CZE	39	8	11	58
NR	17	PELGER Kaitlynn	USA	40	6	8	54
NR	3	KEATING Chelsea	USA	36	10	8	54
NR	18	TRAXSON Courtney	USA	38	7	5	50
NR	11	IP Hoi Lun, Helen	HKG	34	12	2	48
NR	16	KAUFMAN Dakota	USA	35	8	3	46
NR	9	PENCOVA Jaroslava	SVK	28	13	2	43
NR	4	MUDROVA Zuzana	CZE	28	9	4	41
NR	2	FONG Sze Man	HKG	32	7	2	41
NR	12	STANKOVIANSKA Monika	SVK	32	3	5	40
NR	3	KOSOVA Simona	SVK	28	7	5	40
NR	12	JAKUBSOVA Martina	CZE	32	3	4	39
NR	5	TSANG Sze Nga	HKG	26	9	3	38
NR	6	DROBNAKOVA Dominika	SVK	30	4	3	37
NR	8	ESPEJO Francisca	CHI	32	2	2	36
NR	5	MUNIZAGA Soledad	CHI	28	4	2	34
NR	14	JOHNSON Taylor	USA	22	11	1	34
NR	11	QU Rongrong	CHN	23	9	1	33
NR	12	ZHAO Shuihan	CHN	29	3	1	33



## Players Ranking by Skills

Рейтинг игроков по элементам

As of TUE 16 JUL 2013 at 21:27

### BEST SCORERS

Rk	No	Name	Ctry	Spike	Block	Serve	Total
NR	11	DEPASSIER Natalia	CHI	21	7	4	32
NR	11	ABRHAMOVA Michaela	SVK	18	7	4	29
NR	17	SANINO Maite	CHI	19	8	1	28
NR	14	HOLUBCOVA Laura	CZE	15	8	3	26
NR	17	DUDOVA Katarina	SVK	13	6	5	24
NR	6	XI Zenghui	CHN	14	8	1	23
NR	13	GRYDELAND Britt	NOR	16	5	2	23
NR	8	ULVESETH Oda Johanne	NOR	14	9	-	23
NR	16	KUBOVA Paula	SVK	20	2	1	23
NR	5	SALANCIOVA Erika	SVK	17	2	3	22
NR	16	SIRUCKOVA Anna	CZE	15	6	-	21
NR	6	BRAND Katie	USA	6	8	7	21
NR	8	LIU Zichen	CHN	14	3	3	20
NR	9	SKJELBRED Margrethe	NOR	19	-	1	20
NR	7	WANG Danyi	CHN	13	3	3	19
NR	6	FONG Sze Long	HKG	16	1	1	18
NR	8	LUNG Tsz Wang	HKG	12	2	4	18
NR	4	LAM Yee Ting	HKG	11	2	4	17
NR	6	ERDAL Ingri Malene	NOR	15	-	-	15
NR	7	NACHMILNEROVA Iva	CZE	9	5	-	14
NR	5	WENNEBERG Alicia	NOR	11	-	3	14
NR	1	HALBICHOVA Iveta	CZE	3	6	4	13
NR	3	ONDERKOVA Sandra	CZE	12	-	1	13
NR	2	FU Ting	CHN	8	3	1	12
NR	6	SMIDOVA Monika	CZE	6	4	2	12
NR	10	NG Wing Yan	HKG	7	5	-	12
NR	4	SOERDAL Ingvild	NOR	3	2	5	10
NR	9	VELEZ Maria Josefina	CHI	8	1	-	9
NR	2	FLORES Paula	CHI	2	-	6	8
NR	9	REININGER Katherine	USA	6	2	-	8
NR	10	HOLISOVA Katerina	CZE	6	-	-	6
NR	2	HUDECOVA Romana	SVK	4	1	-	5
NR	6	NAVARRETE Daniela	CHI	1	1	2	4
NR	7	MARDONEZ Maria Del Pilar	CHI	4	-	-	4
NR	3	BORSHEIM Anja Oevregaard	NOR	2	-	2	4
NR	19	SMATANIKOVA Jaroslava	SVK	2	-	2	4
NR	7	COOK Courtney	USA	4	-	-	4
NR	10	LUNDE Ingrid	NOR	2	-	1	3
NR	3	DELANO Magdalena	CHI	2	-	-	2
NR	4	RUZ Carla	CHI	2	-	-	2
NR	3	KWOK Pui Yiu	HKG	2	-	-	2
NR	13	SPACILOVA Kamila	CZE	1	-	-	1
NR	1	VOELSTAD Maria Skaardal	NOR	1	-	-	1
NR	2	SANDANGER Elise	NOR	-	-	1	1
NR	7	HOLE Mari Aase	NOR	1	-	-	1
NR	14	VALACHOVA Dominika	SVK	1	-	-	1
<b>Tournament Totals</b>				3463	656	453	6175



## Players Ranking by Skills

Рейтинг игроков по элементам

As of TUE 16 JUL 2013 at 21:27

### BEST SPIKERS

Scoring Spike	Rk	No	Name	Ctry	Spikes	Faults	Shots	Total Attempts	Eff %	
	1	3	JONG Jin Sim	PRK	108	15	100	223	41.70	
	2	8	GONCHAROVA Natalya	RUS	87	18	68	173	39.88	
	3	5	NAKAMURA Ayumi	JPN	65	17	70	152	31.58	
	4	2	GREJMAN Anna	POL	56	13	76	145	29.66	
	5	12	IMAMURA Yuka	JPN	72	23	80	175	28.00	
	6	11	CHEN Wan-Ting	TPE	75	27	106	208	23.08	
	7	12	CH AISRI Tapaphaipun	THA	46	15	78	139	22.30	
	8	5	BIDIAS Regiane	BRA	59	21	99	179	21.23	
	9	15	KANTHONG Malika	THA	48	23	53	124	20.16	
	10	3	OUMI Akari	JPN	47	21	62	130	20.00	
	11	5	PASYNKOVA Aleksandra	RUS	41	16	68	125	20.00	
	12	11	CHAPLINA Victoriia	RUS	50	25	50	125	20.00	
	13	10	MOREIRA Danielle	BRA	41	19	60	120	18.33	
	14	8	FRANCISCO Amanda - Cap	BRA	41	21	53	115	17.39	
	15	4	KURNIKOWSKA Natalia	POL	51	25	83	159	16.35	
	16	6	SITTIRAK Onuma	THA	64	36	73	173	16.18	
	17	9	LOVE Tabitha Ashly	CAN	26	12	55	93	15.05	
	18	9	RI Pom Hui	PRK	60	32	96	188	14.89	
	19	14	RICHEY Kyla Elizabeth	CAN	33	19	52	104	13.46	
	20	20	BARCLAY Lisa Dawn Margaret	CAN	34	22	39	95	12.63	
	21	4	HAN Ping-Ting	TPE	39	22	78	139	12.23	
	22	14	KALISZUK Tamara	POL	49	35	69	153	9.15	
	NR	1	REN Kaiyi	CHN	71	22	90	183	26.78	
	NR	1	KUCIAKOVA Miroslava	SVK	60	15	96	171	26.32	
	NR	8	STRAKOVA Vendula	CZE	65	34	43	142	21.83	
	NR	10	VORPAHL Chris	CHI	85	37	98	220	21.82	
	NR	11	KOJDOVA Helena	CZE	39	18	81	138	15.22	
	NR	9	SUN Chunni	CHN	59	33	79	171	15.20	
	NR	11	ELVEBAKK Hilde	NOR	59	33	80	172	15.12	
	NR	3	KEATING Chelsea	USA	36	21	44	101	14.85	
	NR	12	JAKUBSOVA Martina	CZE	32	16	62	110	14.55	
	NR	2	FONG Sze Man	HKG	32	11	106	149	14.09	
	NR	18	TRAXSON Courtney	USA	38	22	65	125	12.80	
	NR	17	PELGER Kaitlynn	USA	40	24	67	131	12.21	
	NR	12	STANKOVIANSKA Monika	SVK	32	20	70	122	9.84	
	NR	1	YEUNG Sau Mei	HKG	64	42	130	236	9.32	
	NR	8	ESPEJO Francisca	CHI	32	22	57	111	9.01	
	NR	16	KAUFMAN Dakota	USA	35	25	69	129	7.75	
<b>Limit</b>										
<b>15.00%</b>										
	<b>Tournament Totals</b>					3463	1483	5106	10052	19.70






## Players Ranking by Skills

Рейтинг игроков по элементам

As of TUE 16 JUL 2013 at 21:27

### BEST BLOCKERS

Scoring Block	Rk	No	Name	Ctry	Kill Blocks	Faults	Rebounds	Total Attempts	Avg by Set
	1	18	SIKORSKA Aleksandra	POL	19	28	39	86	0.90
	2	15	PERRIN Alicia	CAN	13	28	21	62	0.81
	3	11	FARINEA Natasha	BRA	15	34	43	92	0.79
	4	1	BORODAKOVA-BORISENKO Maria	RUS	14	21	37	72	0.70
	5	6	OKUMURA Mai	JPN	12	25	42	79	0.63
	6	2	GREJMAN Anna	POL	13	13	18	44	0.62
	7	8	GONCHAROVA Natalya	RUS	11	13	16	40	0.55
	7	5	PASYNKOVA Aleksandra	RUS	11	15	12	38	0.55
	9	2	SILVA Mayhara	BRA	10	21	36	67	0.53
	9	15	KANTHONG Malika	THA	10	23	20	53	0.53
	11	4	ZARYAZHKO Irina	RUS	10	25	27	62	0.50
	11	11	CHAPLINA Victoriia	RUS	10	8	12	30	0.50
	11	20	BARCLAY Lisa Dawn Margaret	CAN	8	6	4	18	0.50
	14	10	POLEC Katarzyna	POL	10	31	31	72	0.48
	15	5	NAKAMURA Ayumi	JPN	9	23	26	58	0.47
	15	5	BIDIAS Regiane	BRA	9	7	25	41	0.47
	17	9	YATAKA Naoko	JPN	8	8	16	32	0.42
	18	17	CHEN Yi-Ju	TPE	9	27	41	77	0.41
	19	14	KALISZUK Tamara	POL	8	7	9	24	0.38
	19	18	MARCELLE Shanice Anastasia	CAN	6	8	4	18	0.38
	21	7	SILVA Ana Carolina	BRA	7	13	6	26	0.37
	22	1	KIM Un Jong	PRK	7	26	22	55	0.35
	23	13	WANG Ai-Shih	TPE	7	25	22	54	0.32
	23	12	IMAMURA Yuka	JPN	6	18	22	46	0.32
	23	3	PHANUSIT Em-Orn	THA	6	10	7	23	0.32
	26	5	CHARUK Lucille June	CAN	5	17	32	54	0.31
	26	14	RICHEY Kyla Elizabeth	CAN	5	7	9	21	0.31
	28	7	RI Sun Jong	PRK	6	32	23	61	0.30
	29	3	SZYMANSKA Marta	POL	6	10	15	31	0.29
	30	3	SILVA Bruna	BRA	5	7	9	21	0.26
	31	20	SHLYAKHOVAYA Anastasia	RUS	5	16	11	32	0.25
	32	4	KURNIKOWSKA Natalia	POL	5	13	17	35	0.24
	33	11	TERAI Yumi	JPN	4	20	20	44	0.21
	33	8	FRANCISCO Amanda - Cap	BRA	4	17	18	39	0.21
	33	3	OUMI Akari	JPN	4	14	20	38	0.21
	33	10	MOREIRA Danielle	BRA	4	15	13	32	0.21
	37	6	MIN Ok Ju	PRK	4	9	21	34	0.20
	37	10	PANKOVA Ekaterina	RUS	4	15	9	28	0.20
	39	7	LUKASIK Justyna	POL	4	12	14	30	0.19
	39	5	SLIWINSKA Ewa	POL	4	3	7	14	0.19
	41	4	NUEKJANG Thatdao	THA	3	19	29	51	0.16
	41	6	SITTIRAK Onuma	THA	3	19	21	43	0.16
	41	12	CHAISRI Tapaphaipun	THA	3	16	19	38	0.16
	41	17	KAMULTHALA Kaewkalaya	THA	3	16	15	34	0.16
	45	17	MALYKH Natalia	RUS	3	5	4	12	0.15
	46	11	CHEN Wan-Ting	TPE	3	9	17	29	0.14
	47	2	CRANSTON Dana Margaret	CAN	2	9	9	20	0.13
	47	9	LOVE Tabitha Ashly	CAN	2	2	5	9	0.13
	49	2	YAMAGUCHI Kaname	JPN	2	11	28	41	0.11
	49	6	CIDRAO Sonaly	BRA	2	1	1	4	0.11
	49	10	TANAKA Misaki	JPN	2	2	-	4	0.11
	52	2	KIM Yong Mi	PRK	2	6	5	13	0.10
	52	15	RACZYNSKA Justyna	POL	2	2	3	7	0.10
	54	10	YIN Yu-Ting	TPE	2	5	15	22	0.09
	54	4	HAN Ping-Ting	TPE	2	4	10	16	0.09
	54	8	HSIAO Hsiang-Ling	TPE	2	9	3	14	0.09

Timing and Results provided by  TISSOT




## Players Ranking by Skills

Рейтинг игроков по элементам

As of TUE 16 JUL 2013 at 21:27

### BEST BLOCKERS

Scoring Block	Rk	No	Name	Ctry	Kill Blocks	Faults	Rebounds	Total Attempts	Avg by Set
	57	17	FRENCH Kelci Brooke	CAN	1	9	14	24	0.06
	57	16	NYHOF Kelly Elizabeth	CAN	1	3	7	11	0.06
	59	11	HYAPHA Amporn	THA	1	13	14	28	0.05
	59	5	HAN Ok Sim	PRK	1	5	13	19	0.05
	59	13	TOMKOM Nootsara	THA	1	7	11	19	0.05
	59	3	JONG Jin Sim	PRK	1	3	13	17	0.05
	59	8	WILK Dorota	POL	1	8	8	17	0.05
	59	16	WANG Pei-Chen	TPE	1	6	5	12	0.05
	59	14	DIANSKAYA Natalia	RUS	1	4	6	11	0.05
	59	9	RI Pom Hui	PRK	1	3	5	9	0.05
	59	19	KEAWBUNDIT Sontaya	THA	1	2	2	5	0.05
	59	12	PAK Yon Suk	PRK	1	1	2	4	0.05
	59	8	HATTORI Ayuka	JPN	1	-	2	3	0.05
	59	2	SALINA Anastasia	RUS	1	-	2	3	0.05
	59	16	GUEDPARD Pornpun	THA	1	-	2	3	0.05
	72	6	YANG Yi-Chen	TPE	-	8	7	15	0.00
	72	4	CARRIJO Juliana	BRA	-	3	7	10	0.00
	72	3	CHEN Hsi	TPE	-	4	6	10	0.00
	72	12	CHEN Wan-Ching	TPE	-	6	4	10	0.00
	72	9	BONDAR Kseniia	RUS	-	3	5	8	0.00
	72	12	RATZKE Roberta	BRA	-	3	3	6	0.00
	72	13	NADEAU Marie-Sophie	CAN	-	1	2	3	0.00
	72	12	CYR Megan Elizabeth Mae	CAN	-	-	2	2	0.00
	72	14	BUNDASAK Jarasporn	THA	-	-	2	2	0.00
	72	10	KANG Suk Gyong	PRK	-	1	1	2	0.00
	72	1	ANDREW-WASYLIK Tesca Bryn	CAN	-	-	1	1	0.00
	72	7	CHIEN Chia-Hui	TPE	-	-	1	1	0.00
	NR	8	ULVESETH Oda Johanne	NOR	9	19	20	48	0.69
	NR	9	PENCOVA Jaroslava	SVK	13	24	28	65	0.62
	NR	14	JOHNSON Taylor	USA	11	22	22	55	0.58
	NR	11	IP Hoi Lun, Helen	HKG	12	38	39	89	0.55
	NR	3	KEATING Chelsea	USA	10	18	14	42	0.53
	NR	11	QU Rongrong	CHN	9	33	18	60	0.47
	NR	4	MUDROVA Zuzana	CZE	9	17	14	40	0.45
	NR	17	SANINO Maite	CHI	8	20	19	47	0.44
	NR	1	KUCIAKOVA Miroslava	SVK	9	5	14	28	0.43
	NR	6	BRAND Katie	USA	8	20	20	48	0.42
	NR	16	KAUFMAN Dakota	USA	8	17	22	47	0.42
	NR	6	XI Zenghui	CHN	8	16	6	30	0.42
	NR	5	TSANG Sze Nga	HKG	9	45	31	85	0.41
	NR	11	KOJDOVA Helena	CZE	8	16	17	41	0.40
	NR	14	HOLUBCOVA Laura	CZE	8	13	16	37	0.40
	NR	11	DEPASSIER Natalia	CHI	7	37	35	79	0.39
	NR	13	GRYDELAND Britt	NOR	5	21	20	46	0.38
	NR	18	TRAXSON Courtney	USA	7	17	13	37	0.37
	NR	9	SUN Chunni	CHN	7	4	11	22	0.37
	NR	3	KOSOVA Simona	SVK	7	14	36	57	0.33
	NR	11	ABRHAMOVA Michaela	SVK	7	14	16	37	0.33
	NR	2	FONG Sze Man	HKG	7	25	22	54	0.32
	NR	17	PELGER Kaitlynn	USA	6	23	22	51	0.32
	NR	1	YEUNG Sau Mei	HKG	7	20	9	36	0.32
	NR	1	HALBICHOVA Iveta	CZE	6	11	11	28	0.30
	NR	16	SIRUCKOVA Anna	CZE	6	5	7	18	0.30
	NR	17	DUDOVA Katarina	SVK	6	13	14	33	0.29
	NR	10	VORPAHL Chris	CHI	5	26	19	50	0.28
	NR	7	NACHMILNEROVA Iva	CZE	5	13	12	30	0.25

Timing and Results provided by  TISSOT



## Players Ranking by Skills

Рейтинг игроков по элементам

As of TUE 16 JUL 2013 at 21:27

### BEST BLOCKERS

Scoring Block	Rk	No	Name	Ctry	Kill Blocks	Faults	Rebounds	Total Attempts	Avg by Set	
	NR	10	NG Wing Yan	HKG	5	18	12	35	0.23	
	NR	5	MUNIZAGA Soledad	CHI	4	32	27	63	0.22	
	NR	6	SMIDOVA Monika	CZE	4	8	10	22	0.20	
	NR	6	DROBNAKOVA Dominika	SVK	4	4	4	12	0.19	
	NR	12	ZHAO Shuihan	CHN	3	22	24	49	0.16	
	NR	2	FU Ting	CHN	3	22	12	37	0.16	
	NR	7	WANG Danyi	CHN	3	9	7	19	0.16	
	NR	8	LIU Zichen	CHN	3	6	2	11	0.16	
	NR	11	ELVEBAKK Hilde	NOR	2	14	9	25	0.15	
	NR	12	JAKUBSOVA Martina	CZE	3	14	6	23	0.15	
	NR	4	SOERDAL Ingvild	NOR	2	4	9	15	0.15	
	NR	12	STANKOVIANSKA Monika	SVK	3	11	15	29	0.14	
	NR	1	REN Kaiyi	CHN	2	11	28	41	0.11	
	NR	8	ESPEJO Francisca	CHI	2	12	12	26	0.11	
	NR	9	REININGER Katherine	USA	2	4	13	19	0.11	
	NR	8	STRAKOVA Vendula	CZE	2	10	17	29	0.10	
	NR	16	KUBOVA Paula	SVK	2	2	10	14	0.10	
	NR	5	SALANCIOVA Erika	SVK	2	3	3	8	0.10	
	NR	4	LAM Yee Ting	HKG	2	35	21	58	0.09	
	NR	8	LUNG Tsz Wang	HKG	2	12	10	24	0.09	
	NR	6	NAVARRETE Daniela	CHI	1	8	5	14	0.06	
	NR	9	VELEZ Maria Josefina	CHI	1	6	5	12	0.06	
	NR	6	FONG Sze Long	HKG	1	13	14	28	0.05	
	NR	2	HUDECOVA Romana	SVK	1	1	1	3	0.05	
	NR	3	ONDERKOVA Sandra	CZE	-	7	11	18	0.00	
	NR	6	ERDAL Ingrid Malene	NOR	-	9	5	14	0.00	
	NR	2	FLORES Paula	CHI	-	7	5	12	0.00	
	NR	9	SKJELBRED Margrethe	NOR	-	4	5	9	0.00	
	NR	5	WENNEBERG Alicia	NOR	-	5	4	9	0.00	
	NR	3	DELANO Magdalena	CHI	-	3	3	6	0.00	
	NR	10	HOLISOVA Katerina	CZE	-	1	4	5	0.00	
	NR	3	BORSHEIM Anja Oevregaard	NOR	-	2	2	4	0.00	
	NR	3	KWOK Pui Yiu	HKG	-	3	1	4	0.00	
	NR	10	LUNDE Ingrid	NOR	-	3	1	4	0.00	
	NR	7	MARDONEZ Maria Del Pilar	CHI	-	2	1	3	0.00	
	NR	13	SPACILOVA Kamila	CZE	-	-	2	2	0.00	
	NR	19	SMATANIKOVA Jaroslava	SVK	-	-	2	2	0.00	
	NR	9	WONG Bo Kwan	HKG	-	2	-	2	0.00	
	NR	7	COOK Courtney	USA	-	2	-	2	0.00	
	NR	14	DUCO Beatriz	CHI	-	-	1	1	0.00	
	NR	4	RUZ Carla	CHI	-	-	1	1	0.00	
	NR	14	VALACHOVA Dominika	SVK	-	-	1	1	0.00	
	NR	10	ZHOU Ying	CHN	-	1	-	1	0.00	
	NR	4	MCCARTY Tristan	USA	-	1	-	1	0.00	
	<b>Tournament Totals</b>					656	1798	1999	4453	4.56




## Players Ranking by Skills

Рейтинг игроков по элементам

As of TUE 16 JUL 2013 at 21:27

### BEST SERVERS

Scoring Service	Rk	No	Name	Ctry	Aces	Faults	Serve Hits	Total Attempts	Avg by Set
	1	3	JONG Jin Sim	PRK	14	2	50	66	0.70
	2	6	YANG Yi-Chen	TPE	12	6	65	83	0.55
	3	1	BORODAKOVA-BORISENKO Maria	RUS	10	6	66	82	0.50
	4	11	CHEN Wan-Ting	TPE	10	6	52	68	0.45
	5	4	KURNIKOWSKA Natalia	POL	9	10	61	80	0.43
	6	6	MIN Ok Ju	PRK	8	3	68	79	0.40
	6	9	RI Pom Hui	PRK	8	4	44	56	0.40
	8	7	SILVA Ana Carolina	BRA	7	5	24	36	0.37
	9	11	CHAPLINA Victoriia	RUS	7	11	61	79	0.35
	10	2	GREJMAN Anna	POL	7	7	65	79	0.33
	11	13	TOMKOM Nootsara	THA	6	4	68	78	0.32
	11	3	OUMI Akari	JPN	6	6	65	77	0.32
	11	12	IMAMURA Yuka	JPN	6	5	61	72	0.32
	11	13	WANG Ai-Shih	TPE	7	6	54	67	0.32
	11	6	SITTIRAK Onuma	THA	6	11	47	64	0.32
	11	5	NAKAMURA Ayumi	JPN	6	2	49	57	0.32
	11	3	SILVA Bruna	BRA	6	2	15	23	0.32
	18	1	KIM Un Jong	PRK	6	2	66	74	0.30
	19	18	SIKORSKA Aleksandra	POL	6	2	54	62	0.29
	20	5	BIDIAS Regiane	BRA	5	2	75	82	0.26
	20	12	CHAI SRI Tapaphaipun	THA	5	5	61	71	0.26
	20	11	FARINEA Natasha	BRA	5	2	62	69	0.26
	20	8	FRANCISCO Amanda - Cap	BRA	5	6	53	64	0.26
	20	15	KANTHONG Malika	THA	5	7	50	62	0.26
	25	7	RI Sun Jong	PRK	5	3	55	63	0.25
	25	5	HAN Ok Sim	PRK	5	2	50	57	0.25
	25	5	CHARUK Lucille June	CAN	4	7	44	55	0.25
	28	17	CHEN Yi-Ju	TPE	5	5	54	64	0.23
	28	10	YIN Yu-Ting	TPE	5	10	39	54	0.23
	30	12	RATZKE Roberta	BRA	3	3	34	40	0.16
	30	16	GUEDPARD Pornpun	THA	3	4	25	32	0.16
	32	8	GONCHAROVA Natalya	RUS	3	13	51	67	0.15
	33	4	HAN Ping-Ting	TPE	3	2	50	55	0.14
	33	16	WANG Pei-Chen	TPE	3	4	9	16	0.14
	35	17	FRENCH Kelci Brooke	CAN	2	13	36	51	0.13
	35	18	MARCELLE Shanice Anastasia	CAN	2	2	34	38	0.13
	35	20	BARCLAY Lisa Dawn Margaret	CAN	2	6	26	34	0.13
	35	2	CRANSTON Dana Margaret	CAN	2	-	21	23	0.13
	35	9	LOVE Tabitha Ashly	CAN	2	1	12	15	0.13
	40	2	YAMAGUCHI Kaname	JPN	2	1	64	67	0.11
	40	4	NUEKJANG Thatdao	THA	2	9	41	52	0.11
	40	11	TERAI Yumi	JPN	2	2	40	44	0.11
	40	2	SILVA Mayhara	BRA	2	2	34	38	0.11
	40	9	YATAKA Naoko	JPN	2	2	27	31	0.11
	40	7	YAMAGISHI Akane	JPN	2	1	14	17	0.11
	40	6	CIDRAO Sonaly	BRA	2	-	8	10	0.11
	47	5	PASYNKOVA Aleksandra	RUS	2	6	62	70	0.10
	47	3	SZYMANSKA Marta	POL	2	4	57	63	0.10
	47	20	SHLYAKHOVAYA Anastasia	RUS	2	5	26	33	0.10
	47	7	LUKASIK Justyna	POL	2	3	10	15	0.10
	47	14	DIANSKAYA Natalia	RUS	2	-	12	14	0.10
	47	9	BONDAR Kseniia	RUS	2	1	11	14	0.10
	47	2	SALINA Anastasia	RUS	2	1	4	7	0.10
	54	8	HSIAO Hsiang-Ling	TPE	2	3	34	39	0.09
	54	12	CHEN Wan-Ching	TPE	2	1	13	16	0.09
	56	15	PERRIN Alicia	CAN	1	3	38	42	0.06

Timing and Results provided by  TISSOT




## Players Ranking by Skills

Рейтинг игроков по элементам

As of TUE 16 JUL 2013 at 21:27

### BEST SERVERS

Scoring Service	Rk	No	Name	Ctry	Aces	Faults	Serve Hits	Total Attempts	Avg by Set
	56	12	CYR Megan Elizabeth Mae	CAN	1	1	13	15	0.06
	58	10	POLEC Katarzyna	POL	1	8	51	60	0.05
	58	6	OKUMURA Mai	JPN	1	2	55	58	0.05
	58	4	CARRIJO Juliana	BRA	1	-	55	56	0.05
	58	4	ZARYAZHKO Irina	RUS	1	7	44	52	0.05
	58	8	WILK Dorota	POL	1	3	34	38	0.05
	58	10	MOREIRA Danielle	BRA	1	5	26	32	0.05
	58	10	TANAKA Misaki	JPN	1	3	19	23	0.05
	58	5	SLIWINSKA Ewa	POL	1	4	17	22	0.05
	58	3	PHANUSIT Em-Orn	THA	1	2	15	18	0.05
	58	10	KANG Suk Gyong	PRK	1	-	8	9	0.05
	58	12	PAK Yon Suk	PRK	1	-	7	8	0.05
	69	10	PANKOVA Ekaterina	RUS	-	2	46	48	0.00
	69	14	RICHEY Kyla Elizabeth	CAN	-	4	42	46	0.00
	69	14	KALISZUK Tamara	POL	-	8	21	29	0.00
	69	17	KAMULTHALA Kaewkalaya	THA	-	1	27	28	0.00
	69	19	KEAWBUNDIT Sontaya	THA	-	-	23	23	0.00
	69	2	KIM Yong Mi	PRK	-	1	22	23	0.00
	69	11	HYAPHA Amporn	THA	-	2	21	23	0.00
	69	8	HATTORI Ayuka	JPN	-	-	11	11	0.00
	69	17	MALYKH Natalia	RUS	-	1	8	9	0.00
	69	13	NADEAU Marie-Sophie	CAN	-	1	7	8	0.00
	69	15	RACZYNSKA Justyna	POL	-	1	7	8	0.00
	69	3	CHEN Hsi	TPE	-	-	5	5	0.00
	69	5	LEE Hsin-Jung	TPE	-	-	4	4	0.00
	69	16	NYHOF Kelly Elizabeth	CAN	-	2	-	2	0.00
	69	7	CHIEN Chia-Hui	TPE	-	-	1	1	0.00
	NR	1	REN Kaiyi	CHN	11	6	55	72	0.58
	NR	11	KOJDOVA Helena	CZE	11	4	50	65	0.55
	NR	9	SUN Chunni	CHN	8	3	61	72	0.42
	NR	3	KEATING Chelsea	USA	8	9	49	66	0.42
	NR	17	PELGER Kaitlynn	USA	8	11	43	62	0.42
	NR	4	SOERDAL Ingvild	NOR	5	5	37	47	0.38
	NR	6	BRAND Katie	USA	7	1	52	60	0.37
	NR	2	FLORES Paula	CHI	6	7	37	50	0.33
	NR	1	YEUNG Sau Mei	HKG	7	7	43	57	0.32
	NR	18	TRAXSON Courtney	USA	5	7	53	65	0.26
	NR	3	KOSOVA Simona	SVK	5	5	53	63	0.24
	NR	17	DUDOVA Katarina	SVK	5	4	47	56	0.24
	NR	12	STANKOVIANSKA Monika	SVK	5	5	39	49	0.24
	NR	5	WENNEBERG Alicia	NOR	3	1	16	20	0.23
	NR	11	DEPASSIER Natalia	CHI	4	1	47	52	0.22
	NR	12	JAKUBSOVA Martina	CZE	4	3	68	75	0.20
	NR	8	STRAKOVA Vendula	CZE	4	9	41	54	0.20
	NR	4	MUDROVA Zuzana	CZE	4	2	40	46	0.20
	NR	1	HALBICHOVA Iveta	CZE	4	4	36	44	0.20
	NR	1	KUCIAKOVA Miroslava	SVK	4	3	58	65	0.19
	NR	11	ABRHAMOVA Michaela	SVK	4	4	32	40	0.19
	NR	4	LAM Yee Ting	HKG	4	3	73	80	0.18
	NR	8	LUNG Tsz Wang	HKG	4	4	17	25	0.18
	NR	16	KAUFMAN Dakota	USA	3	6	43	52	0.16
	NR	7	WANG Danyi	CHN	3	-	43	46	0.16
	NR	8	LIU Zichen	CHN	3	2	26	31	0.16
	NR	14	HOLUBCOVA Laura	CZE	3	5	34	42	0.15
	NR	13	GRYDELAND Britt	NOR	2	2	34	38	0.15
	NR	11	ELVEBAKK Hilde	NOR	2	8	23	33	0.15

Timing and Results provided by  TISSOT





## Players Ranking by Skills

Рейтинг игроков по элементам

As of TUE 16 JUL 2013 at 21:27

### BEST SERVERS

Scoring Service	Rk	No	Name	Ctry	Aces	Faults	Serve Hits	Total Attempts	Avg by Set	
	NR	3	BORSHEIM Anja Oevregaard	NOR	2	1	6	9	0.15	
	NR	5	TSANG Sze Nga	HKG	3	7	54	64	0.14	
	NR	6	DROBNAKOVA Dominika	SVK	3	8	31	42	0.14	
	NR	5	SALANCIOVA Erika	SVK	3	5	14	22	0.14	
	NR	10	VORPAHL Chris	CHI	2	13	39	54	0.11	
	NR	5	MUNIZAGA Soledad	CHI	2	2	39	43	0.11	
	NR	8	ESPEJO Francisca	CHI	2	2	22	26	0.11	
	NR	6	NAVARRETE Daniela	CHI	2	1	18	21	0.11	
	NR	9	PENCOVA Jaroslava	SVK	2	5	55	62	0.10	
	NR	6	SMIDOVA Monika	CZE	2	2	31	35	0.10	
	NR	19	SMATANIKOVA Jaroslava	SVK	2	1	18	21	0.10	
	NR	11	IP Hoi Lun, Helen	HKG	2	-	62	64	0.09	
	NR	2	FONG Sze Man	HKG	2	6	25	33	0.09	
	NR	9	SKJELBRED Margrethe	NOR	1	5	18	24	0.08	
	NR	2	SANDANGER Elise	NOR	1	2	8	11	0.08	
	NR	10	LUNDE Ingrid	NOR	1	2	6	9	0.08	
	NR	17	SANINO Maite	CHI	1	4	30	35	0.06	
	NR	6	FONG Sze Long	HKG	1	4	59	64	0.05	
	NR	12	ZHAO Shuihan	CHN	1	3	57	61	0.05	
	NR	11	QU Rongrong	CHN	1	1	50	52	0.05	
	NR	2	FU Ting	CHN	1	3	36	40	0.05	
	NR	16	KUBOVA Paula	SVK	1	3	29	33	0.05	
	NR	6	XI Zenghui	CHN	1	2	22	25	0.05	
	NR	3	ONDERKOVA Sandra	CZE	1	-	22	23	0.05	
	NR	14	JOHNSON Taylor	USA	1	3	18	22	0.05	
	NR	8	ULVESETH Oda Johanne	NOR	-	7	27	34	0.00	
	NR	9	VELEZ Maria Josefina	CHI	-	1	26	27	0.00	
	NR	6	ERDAL Ingri Malene	NOR	-	3	22	25	0.00	
	NR	7	NACHMILNEROVA Iva	CZE	-	-	24	24	0.00	
	NR	2	MADONIA Gina	USA	-	-	18	18	0.00	
	NR	7	COOK Courtney	USA	-	1	13	14	0.00	
	NR	10	HOLISOVA Katerina	CZE	-	-	13	13	0.00	
	NR	9	WONG Bo Kwan	HKG	-	-	11	11	0.00	
	NR	16	SIRUCKOVA Anna	CZE	-	1	10	11	0.00	
	NR	3	DELANO Magdalena	CHI	-	1	9	10	0.00	
	NR	10	NG Wing Yan	HKG	-	1	6	7	0.00	
	NR	9	REININGER Katherine	USA	-	2	5	7	0.00	
	NR	14	DUCO Beatriz	CHI	-	1	3	4	0.00	
	NR	2	HUDECOVA Romana	SVK	-	2	2	4	0.00	
	NR	7	MARDONEZ Maria Del Pilar	CHI	-	-	3	3	0.00	
	NR	4	YU Heng	CHN	-	-	2	2	0.00	
	NR	3	KWOK Pui Yiu	HKG	-	-	2	2	0.00	
	NR	10	ZHOU Ying	CHN	-	1	-	1	0.00	
	<b>Tournament Totals</b>					453	536	5175	6164	3.15



## Players Ranking by Skills

Рейтинг игроков по элементам

As of TUE 16 JUL 2013 at 21:27

### BEST DIGGERS

Non-Scoring Diggers	Rk	No	Name	Ctry	Digs	Faults	Receptions	Total Attempts	Avg by Set
	1	2	PANNOY Piyanut	THA	41	19	54	114	2.16
	2	19	MALOVA Anna	RUS	38	21	41	100	1.90
	3	1	SATO Arisa	JPN	35	14	35	84	1.84
	4	11	MEDYNSKA Dorota	POL	36	19	46	101	1.71
	5	7	CHIEN Chia-Hui	TPE	37	31	72	140	1.68
	6	1	ANDREW-WASYLIK Tesca Bryn	CAN	26	19	48	93	1.63
	7	13	JONG Song Hui	PRK	31	25	48	104	1.55
	8	9	SILVA Tassia	BRA	28	30	62	120	1.47
	9	15	KANTHONG Malika	THA	20	10	45	75	1.05
	10	12	CHASRI Tapaphaipun	THA	19	7	44	70	1.00
	11	8	FRANCISCO Amanda - Cap	BRA	18	15	45	78	0.95
	11	3	OUMI Akari	JPN	18	6	47	71	0.95
	11	16	DURAJCZYK Agata	POL	20	9	19	48	0.95
	14	6	SITTIRAK Onuma	THA	17	9	44	70	0.89
	15	12	IMAMURA Yuka	JPN	16	7	59	82	0.84
	15	5	BIDIAS Regiane	BRA	16	7	54	77	0.84
	17	5	NAKAMURA Ayumi	JPN	15	16	62	93	0.79
	18	3	JONG Jin Sim	PRK	15	8	47	70	0.75
	18	11	CHAPLINA Victoriia	RUS	15	8	24	47	0.75
	18	14	RICHEY Kyla Elizabeth	CAN	12	9	21	42	0.75
	21	10	MOREIRA Danielle	BRA	14	12	34	60	0.74
	22	5	PASYNKOVA Aleksandra	RUS	14	8	27	49	0.70
	23	17	FRENCH Kelci Brooke	CAN	11	16	28	55	0.69
	24	6	MIN Ok Ju	PRK	13	13	42	68	0.65
	25	20	BARCLAY Lisa Dawn Margaret	CAN	10	10	23	43	0.63
	26	2	YAMAGUCHI Kaname	JPN	11	9	38	58	0.58
	27	2	GREJMAN Anna	POL	12	22	41	75	0.57
	28	18	MARCELLE Shanice Anastasia	CAN	9	9	24	42	0.56
	29	11	CHEN Wan-Ting	TPE	12	15	27	54	0.55
	30	4	HAN Ping-Ting	TPE	11	7	36	54	0.50
	31	11	FARINEA Natasha	BRA	9	4	16	29	0.47
	32	5	HAN Ok Sim	PRK	9	8	49	66	0.45
	32	9	RI Pom Hui	PRK	9	9	40	58	0.45
	34	3	PHANUSIT Em-Orn	THA	8	2	17	27	0.42
	35	6	YANG Yi-Chen	TPE	9	12	32	53	0.41
	35	8	HSIAO Hsiang-Ling	TPE	9	9	25	43	0.41
	37	4	KURNIKOWSKA Natalia	POL	8	17	30	55	0.38
	38	4	NUKJANG Thatdao	THA	7	3	16	26	0.37
	39	8	GONCHAROVA Natalya	RUS	7	11	29	47	0.35
	39	1	KIM Un Jong	PRK	7	6	16	29	0.35
	41	17	CHEN Yi-Ju	TPE	7	4	23	34	0.32
	41	10	TANAKA Misaki	JPN	6	4	9	19	0.32
	43	9	LOVE Tabitha Ashly	CAN	5	2	7	14	0.31
	44	2	KIM Yong Mi	PRK	6	6	20	32	0.30
	44	1	BORODAKOVA-BORISENKO Maria	RUS	6	6	17	29	0.30
	46	14	KALISZUK Tamara	POL	6	3	23	32	0.29
	47	10	YIN Yu-Ting	TPE	6	10	39	55	0.27
	47	12	CHEN Wan-Ching	TPE	6	2	18	26	0.27
	49	13	TOMKOM Nootsara	THA	5	7	38	50	0.26
	49	6	OKUMURA Mai	JPN	5	3	12	20	0.26
	51	7	RI Sun Jong	PRK	5	14	15	34	0.25
	52	18	SIKORSKA Aleksandra	POL	5	5	26	36	0.24
	53	3	SILVA Bruna	BRA	4	4	26	34	0.21
	53	2	SILVA Mayhara	BRA	4	2	11	17	0.21
	55	10	PANKOVA Ekaterina	RUS	4	12	44	60	0.20
	55	4	ZARYAZHKO Irina	RUS	4	3	4	11	0.20




## Players Ranking by Skills

Рейтинг игроков по элементам

As of TUE 16 JUL 2013 at 21:27

### BEST DIGGERS

Non-Scoring Diggers	Rk	No	Name	Ctry	Digs	Faults	Receptions	Total Attempts	Avg by Set
	57	13	WANG Ai-Shih	TPE	4	5	14	23	0.18
	58	4	CARRIJO Juliana	BRA	3	8	20	31	0.16
	58	16	GUEDPARD Pompon	THA	3	-	12	15	0.16
	60	3	SZYMANSKA Marta	POL	3	12	46	61	0.14
	60	10	POLEC Katarzyna	POL	3	5	19	27	0.14
	60	16	WANG Pei-Chen	TPE	3	3	18	24	0.14
	63	15	PERRIN Alicia	CAN	2	4	17	23	0.13
	63	5	CHARUK Lucille June	CAN	2	4	12	18	0.13
	63	12	CYR Megan Elizabeth Mae	CAN	2	5	11	18	0.13
	63	2	CRANSTON Dana Margaret	CAN	2	2	8	12	0.13
	63	13	NADEAU Marie-Sophie	CAN	2	3	3	8	0.13
	68	12	RATZKE Roberta	BRA	2	6	16	24	0.11
	68	11	TERAI Yumi	JPN	2	6	9	17	0.11
	68	19	KEAWBUNDIT Sontaya	THA	2	2	8	12	0.11
	68	6	CIDRAO Sonaly	BRA	2	2	7	11	0.11
	68	7	SILVA Ana Carolina	BRA	2	3	5	10	0.11
	68	8	HATTORI Ayuka	JPN	2	-	4	6	0.11
	74	8	WILK Dorota	POL	2	6	13	21	0.10
	74	5	SLIWINSKA Ewa	POL	2	7	5	14	0.10
	74	8	RO Un Yong	PRK	2	3	5	10	0.10
	74	15	RACZYNSKA Justyna	POL	2	3	2	7	0.10
	78	5	LEE Hsin-Jung	TPE	1	3	15	19	0.05
	78	11	HYAPHA Amporn	THA	1	-	8	9	0.05
	78	14	DIANSKAYA Natalia	RUS	1	1	7	9	0.05
	78	3	CHEN Hsi	TPE	1	2	5	8	0.05
	78	10	KANG Suk Gyong	PRK	1	3	4	8	0.05
	78	7	LUKASIK Justyna	POL	1	-	5	6	0.05
	78	17	MALYKH Natalia	RUS	1	-	4	5	0.05
	78	7	YAMAGISHI Akane	JPN	1	-	2	3	0.05
	86	17	KAMULTHALA Kaewkalaya	THA	-	2	16	18	0.00
	86	9	BONDAR Kseniia	RUS	-	1	10	11	0.00
	86	9	YATAKA Naoko	JPN	-	2	9	11	0.00
	86	2	SALINA Anastasia	RUS	-	4	6	10	0.00
	86	20	SHLYAKHOVAYA Anastasia	RUS	-	1	4	5	0.00
	86	12	PAK Yon Suk	PRK	-	1	1	2	0.00
	86	1	SANTOS Carla	BRA	-	-	1	1	0.00
	86	14	BUNDASAK Jarasporn	THA	-	-	1	1	0.00
	NR	4	RUZ Carla	CHI	63	12	71	146	3.50
	NR	14	VALACHOVA Dominika	SVK	48	23	60	131	2.29
	NR	7	CHAN Eu Eu	HKG	35	18	62	115	1.59
	NR	10	VORPAHL Chris	CHI	25	8	32	65	1.39
	NR	1	KUCIAKOVA Miroslava	SVK	26	14	46	86	1.24
	NR	4	MCCARTY Tristan	USA	21	18	34	73	1.11
	NR	1	YEUNG Sau Mei	HKG	23	17	45	85	1.05
	NR	1	VOELSTAD Maria Skaardal	NOR	13	12	30	55	1.00
	NR	13	SPACILOVA Kamila	CZE	19	21	45	85	0.95
	NR	6	FONG Sze Long	HKG	19	15	50	84	0.86
	NR	8	STRAKOVA Vendula	CZE	17	14	29	60	0.85
	NR	17	DUDOVA Katarina	SVK	15	7	45	67	0.71
	NR	12	JAKUBSOVA Martina	CZE	14	10	21	45	0.70
	NR	4	LAM Yee Ting	HKG	15	14	66	95	0.68
	NR	3	SUN Xiaxia	CHN	13	16	38	67	0.68
	NR	1	REN Kaiyi	CHN	12	18	54	84	0.63
	NR	17	PELGER Kaitlynn	USA	12	14	33	59	0.63
	NR	11	ELVEBAKK Hilde	NOR	8	18	44	70	0.62
	NR	6	ERDAL Ingri Malene	NOR	8	14	23	45	0.62

Timing and Results provided by  TISSOT




## Players Ranking by Skills

Рейтинг игроков по элементам

As of TUE 16 JUL 2013 at 21:27

### BEST DIGGERS

Non-Scoring Diggers	Rk	No	Name	Ctry	Digs	Faults	Receptions	Total Attempts	Avg by Set
	NR	8	ESPEJO Francisca	CHI	11	2	30	43	0.61
	NR	9	SUN Chunni	CHN	11	15	27	53	0.58
	NR	11	KOJDOVA Helena	CZE	11	13	29	53	0.55
	NR	12	ZHAO Shuihan	CHN	9	13	47	69	0.47
	NR	6	BRAND Katie	USA	9	15	38	62	0.47
	NR	9	VELEZ Maria Josefina	CHI	8	2	10	20	0.44
	NR	16	KUBOVA Paula	SVK	9	7	22	38	0.43
	NR	3	KEATING Chelsea	USA	8	25	34	67	0.42
	NR	12	STANKOVIANSKA Monika	SVK	8	7	21	36	0.38
	NR	6	DROBNAKOVA Dominika	SVK	8	10	18	36	0.38
	NR	16	KAUFMAN Dakota	USA	7	9	14	30	0.37
	NR	8	LUNG Tsz Wang	HKG	8	7	21	36	0.36
	NR	2	FONG Sze Man	HKG	7	13	44	64	0.32
	NR	18	TRAXSON Courtney	USA	6	2	7	15	0.32
	NR	4	SOERDAL Ingvild	NOR	4	2	22	28	0.31
	NR	11	QU Rongrong	CHN	5	4	29	38	0.26
	NR	6	SMIDOVA Monika	CZE	5	6	20	31	0.25
	NR	11	ABRHAMOVA Michaela	SVK	5	3	11	19	0.24
	NR	9	SKJELBRED Margrethe	NOR	3	5	23	31	0.23
	NR	8	ULVESETH Oda Johanne	NOR	3	5	10	18	0.23
	NR	17	SANINO Maite	CHI	4	6	36	46	0.22
	NR	7	WANG Danyi	CHN	4	16	30	50	0.21
	NR	2	FU Ting	CHN	4	2	9	15	0.21
	NR	16	SIRUCKOVA Anna	CZE	4	1	18	23	0.20
	NR	3	KOSOVA Simona	SVK	4	2	20	26	0.19
	NR	2	FLORES Paula	CHI	3	9	17	29	0.17
	NR	6	NAVARRTE Daniela	CHI	3	4	9	16	0.17
	NR	5	MUNIZAGA Soledad	CHI	3	2	9	14	0.17
	NR	11	DEPASSIER Natalia	CHI	3	2	8	13	0.17
	NR	8	LIU Zichen	CHN	3	3	15	21	0.16
	NR	1	HALBICHOVA Iveta	CZE	3	8	19	30	0.15
	NR	5	WENNEBERG Alicia	NOR	2	2	14	18	0.15
	NR	19	SMATANIKOVA Jaroslava	SVK	3	3	9	15	0.14
	NR	14	JOHNSON Taylor	USA	2	3	7	12	0.11
	NR	2	MADONIA Gina	USA	2	2	7	11	0.11
	NR	10	HOLISOVA Katerina	CZE	2	2	12	16	0.10
	NR	4	MUDROVA Zuzana	CZE	2	5	9	16	0.10
	NR	14	HOLUBCOVA Laura	CZE	2	3	10	15	0.10
	NR	5	TSANG Sze Nga	HKG	2	6	20	28	0.09
	NR	13	GRYDELAND Britt	NOR	1	3	9	13	0.08
	NR	2	SANDANGER Elise	NOR	1	-	8	9	0.08
	NR	3	BORSHEIM Anja Oevregaard	NOR	1	-	-	1	0.08
	NR	11	IP Hoi Lun, Helen	HKG	1	6	14	21	0.05
	NR	9	PENCOVA Jaroslava	SVK	1	7	13	21	0.05
	NR	3	ONDERKOVA Sandra	CZE	1	6	6	13	0.05
	NR	5	SALANCIOVA Erika	SVK	1	3	7	11	0.05
	NR	9	WONG Bo Kwan	HKG	1	-	9	10	0.05
	NR	10	NG Wing Yan	HKG	1	-	4	5	0.05
	NR	7	COOK Courtney	USA	1	-	-	1	0.05
	NR	10	LUNDE Ingrid	NOR	-	2	10	12	0.00
	NR	7	NACHMILNEROVA Iva	CZE	-	3	7	10	0.00
	NR	7	MARDONEZ Maria Del Pilar	CHI	-	3	5	8	0.00
	NR	6	XI Zenghui	CHN	-	3	5	8	0.00
	NR	3	KWOK Pui Yiu	HKG	-	-	3	3	0.00
	NR	3	DELANO Magdalena	CHI	-	2	1	3	0.00
	NR	14	DUCO Beatriz	CHI	-	-	2	2	0.00

Timing and Results provided by  TISSOT




## Players Ranking by Skills

Рейтинг игроков по элементам

As of TUE 16 JUL 2013 at 21:27

### BEST DIGGERS

Non-Scoring Diggers		Rk	No	Name	Ctry	Digs	Faults	Receptions	Total Attempts	Avg by Set
	NR	5	FU Ping	CHN	-	1	1	1	2	0.00
	NR	2	HUDECOVA Romana	SVK	-	-	-	1	1	0.00
	NR	10	ZHOU Ying	CHN	-	1	-	-	1	0.00
<b>Tournament Totals</b>						1430	1257	3880	6567	9.93





## Players Ranking by Skills

Рейтинг игроков по элементам

As of TUE 16 JUL 2013 at 21:27

### BEST SETTERS

Non-Scoring Set	Rk	No	Name	Ctry	Running Sets	Faults	Still Sets	Total Attempts	Avg by Set
	1	6	MIN Ok Ju	PRK	184	9	279	472	9.20
	2	2	YAMAGUCHI Kaname	JPN	174	3	217	394	9.16
	3	13	TOMKOM Nootsara	THA	156	2	227	385	8.21
	4	10	PANKOVA Ekaterina	RUS	157	2	199	358	7.85
	5	17	FRENCH Kelci Brooke	CAN	118	4	212	334	7.38
	6	6	YANG Yi-Chen	TPE	158	6	278	442	7.18
	7	3	SZYMANSKA Marta	POL	138	7	207	352	6.57
	8	4	CARRIJO Juliana	BRA	119	3	183	305	6.26
	9	12	RATZKE Roberta	BRA	85	2	128	215	4.47
	10	10	TANAKA Misaki	JPN	53	5	62	120	2.79
	11	8	WILK Dorota	POL	49	3	107	159	2.33
	12	16	GUEDPARD Pornpun	THA	39	-	45	84	2.05
	13	12	CHEN Wan-Ching	TPE	43	2	97	142	1.95
	14	12	CYR Megan Elizabeth Mae	CAN	22	1	61	84	1.38
	15	2	SALINA Anastasia	RUS	27	-	37	64	1.35
	16	5	HAN Ok Sim	PRK	16	1	38	55	0.80
	17	2	PANNOY Piyanut	THA	15	-	28	43	0.79
	18	19	MALOVA Anna	RUS	15	-	22	37	0.75
	19	1	SATO Arisa	JPN	12	-	42	54	0.63
	19	1	ANDREW-WASYLIK Tesca Bryn	CAN	10	-	29	39	0.63
	21	12	PAK Yon Suk	PRK	12	1	13	26	0.60
	22	12	CHAISRI Tapaphaipun	THA	10	1	23	34	0.53
	23	7	CHIEN Chia-Hui	TPE	10	1	34	45	0.45
	24	2	GREJMAN Anna	POL	8	2	17	27	0.38
	25	1	KIM Un Jong	PRK	6	1	14	21	0.30
	25	1	BORODAKOVA-BORISENKO Maria	RUS	6	-	8	14	0.30
	25	4	ZARYAZHKO Irina	RUS	6	-	4	10	0.30
	28	16	DURAJCZYK Agata	POL	6	1	8	15	0.29
	29	13	WANG Ai-Shih	TPE	6	5	12	23	0.27
	30	15	KANTHONG Malika	THA	5	1	24	30	0.26
	30	9	SILVA Tassia	BRA	5	-	23	28	0.26
	30	6	SITTIRAK Onuma	THA	5	-	16	21	0.26
	33	7	RI Sun Jong	PRK	5	-	11	16	0.25
	34	18	SIKORSKA Aleksandra	POL	5	-	7	12	0.24
	34	4	KURNIKOWSKA Natalia	POL	5	-	7	12	0.24
	36	17	CHEN Yi-Ju	TPE	5	2	18	25	0.23
	36	4	HAN Ping-Ting	TPE	5	-	14	19	0.23
	38	3	OUMI Akari	JPN	4	-	14	18	0.21
	38	11	FARINEA Natasha	BRA	4	1	12	17	0.21
	38	5	BIDIAS Regiane	BRA	4	1	12	17	0.21
	38	6	OKUMURA Mai	JPN	4	-	8	12	0.21
	38	7	YAMAGISHI Akane	JPN	4	-	1	5	0.21
	43	11	MEDYNSKA Dorota	POL	4	-	33	37	0.19
	43	14	KALISZUK Tamara	POL	4	2	17	23	0.19
	43	5	CHARUK Lucille June	CAN	3	-	12	15	0.19
	46	11	TERAI Yumi	JPN	3	1	4	8	0.16
	47	10	YIN Yu-Ting	TPE	3	-	8	11	0.14
	48	14	RICHEY Kyla Elizabeth	CAN	2	-	7	9	0.13
	48	15	PERRIN Alicia	CAN	2	-	6	8	0.13
	50	8	FRANCISCO Amanda - Cap	BRA	2	-	14	16	0.11
	50	10	MOREIRA Danielle	BRA	2	-	7	9	0.11
	50	11	HYAPHA Amporn	THA	2	-	5	7	0.11
	50	5	NAKAMURA Ayumi	JPN	2	-	4	6	0.11
	50	3	PHANUSIT Em-Orn	THA	2	1	2	5	0.11
	50	8	HATTORI Ayuka	JPN	2	-	2	4	0.11
	56	2	KIM Yong Mi	PRK	2	-	17	19	0.10




## Players Ranking by Skills

Рейтинг игроков по элементам

As of TUE 16 JUL 2013 at 21:27

### BEST SETTERS

Non-Scoring Set	Rk	No	Name	Ctry	Running Sets	Faults	Still Sets	Total Attempts	Avg by Set
	56	10	POLEC Katarzyna	POL	2	-	10	12	0.10
	56	11	CHAPLINA Victoriia	RUS	2	-	9	11	0.10
	56	3	JONG Jin Sim	PRK	2	-	8	10	0.10
	56	20	SHLYAKHOVAYA Anastasia	RUS	2	-	1	3	0.10
	61	11	CHEN Wan-Ting	TPE	2	2	10	14	0.09
	62	20	BARCLAY Lisa Dawn Margaret	CAN	1	-	6	7	0.06
	62	16	NYHOF Kelly Elizabeth	CAN	1	-	1	2	0.06
	62	9	LOVE Tabitha Ashly	CAN	1	-	1	2	0.06
	65	2	SILVA Mayhara	BRA	1	-	13	14	0.05
	65	8	HSIAO Hsiang-Ling	TPE	1	1	9	11	0.05
	65	8	GONCHAROVA Natalya	RUS	1	1	7	9	0.05
	65	5	SLIWINSKA Ewa	POL	1	-	7	8	0.05
	65	13	JONG Song Hui	PRK	1	-	6	7	0.05
	65	17	KAMULTHALA Kaewkalaya	THA	1	-	4	5	0.05
	65	9	BONDAR Kseniia	RUS	1	1	3	5	0.05
	65	7	LUKASIK Justyna	POL	1	-	3	4	0.05
	65	7	SILVA Ana Carolina	BRA	1	-	2	3	0.05
	65	14	BUNDASAK Jarasporn	THA	1	-	1	2	0.05
	65	5	LEE Hsin-Jung	TPE	1	-	1	2	0.05
	65	19	KEAWBUNDIT Sontaya	THA	1	-	-	1	0.05
	77	9	RI Pom Hui	PRK	-	-	9	9	0.00
	77	5	PASYNKOVA Aleksandra	RUS	-	-	8	8	0.00
	77	18	MARCELLE Shanice Anastasia	CAN	-	2	6	8	0.00
	77	12	IMAMURA Yuka	JPN	-	1	6	7	0.00
	77	4	NUEKJANG Thatdao	THA	-	2	5	7	0.00
	77	16	WANG Pei-Chen	TPE	-	1	4	5	0.00
	77	2	CRANSTON Dana Margaret	CAN	-	-	4	4	0.00
	77	3	SILVA Bruna	BRA	-	-	3	3	0.00
	77	9	YATAKA Naoko	JPN	-	-	3	3	0.00
	77	17	MALYKH Natalia	RUS	-	-	3	3	0.00
	77	13	NADEAU Marie-Sophie	CAN	-	-	2	2	0.00
	77	10	KANG Suk Gyong	PRK	-	-	2	2	0.00
	77	14	DIANSKAYA Natalia	RUS	-	-	2	2	0.00
	77	6	CIDRAO Sonaly	BRA	-	-	1	1	0.00
	77	15	RACZYNSKA Justyna	POL	-	-	1	1	0.00
	77	8	RO Un Yong	PRK	-	-	1	1	0.00
	77	3	CHEN Hsi	TPE	-	-	1	1	0.00
	NR	12	ZHAO Shuihan	CHN	162	8	269	439	8.53
	NR	6	BRAND Katie	USA	150	6	299	455	7.89
	NR	17	DUDOVA Katarina	SVK	154	4	281	439	7.33
	NR	4	SOERDAL Ingvild	NOR	92	8	199	299	7.08
	NR	2	FLORES Paula	CHI	112	4	266	382	6.22
	NR	4	LAM Yee Ting	HKG	125	6	357	488	5.68
	NR	1	HALBICHOVA Iveta	CZE	97	4	149	250	4.85
	NR	6	SMIDOVA Monika	CZE	67	2	122	191	3.35
	NR	6	NAVARRETE Daniela	CHI	56	2	111	169	3.11
	NR	2	SANDANGER Elise	NOR	24	1	33	58	1.85
	NR	19	SMATANIKOVA Jaroslava	SVK	35	1	61	97	1.67
	NR	9	WONG Bo Kwan	HKG	19	1	52	72	0.86
	NR	7	CHAN Eu Eu	HKG	16	-	62	78	0.73
	NR	7	WANG Danyi	CHN	11	1	21	33	0.58
	NR	17	PELGER Kaitlynn	USA	10	-	29	39	0.53
	NR	4	RUZ Carla	CHI	8	-	26	34	0.44
	NR	4	MUDROVA Zuzana	CZE	8	-	6	14	0.40
	NR	14	VALACHOVA Dominika	SVK	8	-	23	31	0.38
	NR	1	REN Kaiyi	CHN	7	-	16	23	0.37

Timing and Results provided by  TISSOT




## Players Ranking by Skills

Рейтинг игроков по элементам

As of TUE 16 JUL 2013 at 21:27

### BEST SETTERS

Non-Scoring Set	Rk	No	Name	Ctry	Running Sets	Faults	Still Sets	Total Attempts	Avg by Set
	NR	13	GRYDELAND Britt	NOR	4	-	10	14	0.31
	NR	11	IP Hoi Lun, Helen	HKG	6	3	20	29	0.27
	NR	12	JAKUBSOVA Martina	CZE	5	-	6	11	0.25
	NR	14	HOLUBCOVA Laura	CZE	5	2	4	11	0.25
	NR	9	PENCOVA Jaroslava	SVK	5	1	19	25	0.24
	NR	6	FONG Sze Long	HKG	5	-	13	18	0.23
	NR	6	ERDAL Ingri Malene	NOR	3	-	10	13	0.23
	NR	17	SANINO Maite	CHI	4	1	8	13	0.22
	NR	11	QU Rongrong	CHN	4	1	20	25	0.21
	NR	13	SPACILOVA Kamila	CZE	4	-	19	23	0.20
	NR	3	KOSOVA Simona	SVK	4	-	15	19	0.19
	NR	11	ABRHAMOVA Michaela	SVK	4	-	13	17	0.19
	NR	16	KUBOVA Paula	SVK	4	-	10	14	0.19
	NR	5	TSANG Sze Nga	HKG	4	1	15	20	0.18
	NR	5	MUNIZAGA Soledad	CHI	3	-	6	9	0.17
	NR	11	DEPASSIER Natalia	CHI	3	-	5	8	0.17
	NR	3	KEATING Chelsea	USA	3	-	12	15	0.16
	NR	11	KOJDOVA Helena	CZE	3	1	15	19	0.15
	NR	11	ELVEBAKK Hilde	NOR	2	-	13	15	0.15
	NR	7	NACHMILNEROVA Iva	CZE	3	1	5	9	0.15
	NR	1	YEUNG Sau Mei	HKG	3	2	19	24	0.14
	NR	8	LUNG Tsz Wang	HKG	3	-	15	18	0.14
	NR	8	LIU Zichen	CHN	2	-	9	11	0.11
	NR	1	KUCIAKOVA Miroslava	SVK	2	-	14	16	0.10
	NR	8	STRAKOVA Vendula	CZE	2	-	9	11	0.10
	NR	2	FONG Sze Man	HKG	2	-	14	16	0.09
	NR	10	NG Wing Yan	HKG	2	1	3	6	0.09
	NR	8	ULVESETH Oda Johanne	NOR	1	1	10	12	0.08
	NR	9	SKJELBRED Margrethe	NOR	1	1	5	7	0.08
	NR	10	LUNDE Ingrid	NOR	1	-	3	4	0.08
	NR	10	VORPAHL Chris	CHI	1	-	9	10	0.06
	NR	6	DROBNAKOVA Dominika	SVK	1	-	14	15	0.05
	NR	3	SUN Xiaxia	CHN	1	-	11	12	0.05
	NR	9	SUN Chunni	CHN	1	-	10	11	0.05
	NR	3	ONDERKOVA Sandra	CZE	1	-	8	9	0.05
	NR	16	KAUFMAN Dakota	USA	1	1	5	7	0.05
	NR	5	SALANCIOVA Erika	SVK	1	-	3	4	0.05
	NR	18	TRAXSON Courtney	USA	1	-	3	4	0.05
	NR	6	Xi Zenghui	CHN	1	-	2	3	0.05
	NR	12	STANKOVIANSKA Monika	SVK	-	-	11	11	0.00
	NR	4	MCCARTY Tristan	USA	-	1	10	11	0.00
	NR	8	ESPEJO Francisca	CHI	-	-	8	8	0.00
	NR	1	VOELSTAD Maria Skaardal	NOR	-	-	7	7	0.00
	NR	14	JOHNSON Taylor	USA	-	-	6	6	0.00
	NR	2	FU Ting	CHN	-	-	5	5	0.00
	NR	16	SIRUCKOVA Anna	CZE	-	-	5	5	0.00
	NR	9	VELEZ Maria Josefina	CHI	-	-	3	3	0.00
	NR	2	MADONIA Gina	USA	-	-	3	3	0.00
	NR	3	DELANO Magdalena	CHI	-	-	2	2	0.00
	NR	10	HOLISOVA Katerina	CZE	-	-	2	2	0.00
	NR	5	WENNEBERG Alicia	NOR	-	-	2	2	0.00
	NR	7	HOLE Mari Aase	NOR	-	-	2	2	0.00
	NR	9	REININGER Katherine	USA	-	-	2	2	0.00
	NR	7	MARDONEZ Maria Del Pilar	CHI	-	-	1	1	0.00
	NR	10	ZHOU Ying	CHN	-	-	1	1	0.00
	NR	5	FU Ping	CHN	-	-	1	1	0.00

Timing and Results provided by  TISSOT




## Players Ranking by Skills

Рейтинг игроков по элементам

As of TUE 16 JUL 2013 at 21:27

### BEST SETTERS

Non-Scoring Set	Rk	No	Name	Ctry	Running Sets	Faults	Still Sets	Total Attempts	Avg by Set
	NR	3	BORSHEIM Anja Oevregaard	NOR	-	-	1	1	0.00
	NR	2	HUDECOVA Romana	SVK	-	-	1	1	0.00
	NR	7	COOK Courtney	USA	-	-	1	1	0.00
	NR	3	KWOK Pui Yiu	HKG	-	1	-	1	0.00
<b>Tournament Totals</b>					3047	149	5959	9155	21.16




## Players Ranking by Skills

Рейтинг игроков по элементам

As of TUE 16 JUL 2013 at 21:27

### BEST RECEIVERS

Non-Scoring Receivers		Rk	No	Name	Ctry	Excellents	Faults	Serve Receptions	Total Attempts	Succ %
		1	12	CHAI SRI Tapaphaipun	THA	50	2	39	91	54.95
		2	9	SILVA Tassia	BRA	42	7	50	99	42.42
		3	15	KANTHONG Malika	THA	42	8	51	101	41.58
		4	3	OUMI Akari	JPN	39	2	53	94	41.49
		5	14	RICHEY Kyla Elizabeth	CAN	35	6	51	92	38.04
		6	7	CHIEN Chia-Hui	TPE	51	5	79	135	37.78
		7	5	BIDIAS Regiane	BRA	50	5	93	148	33.78
		8	4	KURNIKOWSKA Natalia	POL	41	13	87	141	29.08
		9	11	CHAPLINA Victoriia	RUS	32	15	67	114	28.07
		10	5	PASYNKOVA Aleksandra	RUS	30	9	68	107	28.04
		11	2	GREJMAN Anna	POL	31	10	83	124	25.00
		12	3	JONG Jin Sim	PRK	16	5	76	97	16.49
		NR	4	RUZ Carla	CHI	47	8	54	109	43.12
		NR	14	VALACHOVA Dominika	SVK	38	3	65	106	35.85
		NR	13	SPACILOVA Kamila	CZE	33	3	60	96	34.38
		NR	4	MCCARTY Tristan	USA	48	11	81	140	34.29
		NR	12	JAKUBSOVA Martina	CZE	36	15	61	112	32.14
		NR	11	KOJDOVA Helena	CZE	32	9	70	111	28.83
		NR	17	PELGER Kaitlynn	USA	42	14	95	151	27.81
		NR	1	KUCIAKOVA Miroslava	SVK	31	8	78	117	26.50
		NR	11	ELVEBAKK Hilde	NOR	27	6	85	118	22.88
		NR	1	REN Kaiyi	CHN	23	6	73	102	22.55
		NR	7	CHAN Eu Eu	HKG	29	8	92	129	22.48
		NR	10	VORPAHL Chris	CHI	27	6	89	122	22.13
		NR	3	SUN Xiaxia	CHN	19	7	75	101	18.81
		NR	6	FONG Sze Long	HKG	14	9	96	119	11.76
<b>Limit</b>										
<b>25.00%</b>										
				<b>Tournament Totals</b>		1539	416	3436	5391	28.55





## Players Ranking by Skills

Рейтинг игроков по элементам

As of TUE 16 JUL 2013 at 21:27

### BEST LIBEROS

Non-Scoring Liberos	Rk	No	Name	Ctry	Excellents	Faults	In Play	Total Attempts	Avg by Set
 	1	7	CHIEN Chia-Hui	TPE	88	36	151	275	4.00
	2	1	ANDREW-WASYLIK Tesca Bryn	CAN	62	22	88	172	3.88
	3	2	PANNOY Piyanut	THA	72	21	82	175	3.79
	4	9	SILVA Tassia	BRA	70	37	112	219	3.68
	5	19	MALOVA Anna	RUS	68	27	76	171	3.40
	6	11	MEDYNSKA Dorota	POL	66	31	97	194	3.14
	7	1	SATO Arisa	JPN	57	15	73	145	3.00
	8	13	JONG Song Hui	PRK	54	31	93	178	2.70
	9	16	DURAJCZYK Agata	POL	24	11	40	75	1.14
	10	8	RO Un Yong	PRK	2	5	13	20	0.10
	NR	4	RUZ Carla	CHI	110	20	125	255	6.11
	NR	14	VALACHOVA Dominika	SVK	86	26	125	237	4.10
	NR	4	MCCARTY Tristan	USA	69	29	115	213	3.63
	NR	7	CHAN Eu Eu	HKG	64	26	154	244	2.91
	NR	13	SPACILOVA Kamila	CZE	52	24	105	181	2.60
	NR	1	VOELSTAD Maria Skaardal	NOR	28	22	72	122	2.15
	NR	3	SUN Xiaxia	CHN	32	23	113	168	1.68

#### NOTES

Only players whose teams advanced to the quarterfinals are ranked.


#### LEGEND

**Avg** Average  
**Succ%** Success %

**Eff%** Efficiency

**NR** Not Ranked

**Rk** Rank

Timing and Results provided by  **TISSOT**



## Medallists

Медалисты

GOLD	SILVER	BRONZE
<b>RUS - Russian Fed.</b>	<b>BRA - Brazil</b>	<b>THA - Thailand</b>
1 BORODAKOVA-BORISENKO Maria	1 SANTOS Carla	2 PANNOY Piyanut (L)
2 SALINA Anastasia	2 SILVA Mayhara	3 PHANUSIT Em-Orn
4 ZARYAZHKO Irina	3 SILVA Bruna	4 NUEKJANG Thatdao
5 PASYNKOVA Aleksandra	4 CARRIJO Juliana	6 SITTIRAK Onuma
8 GONCHAROVA Natalya	5 BIDIAS Regiane	11 HYAPHA Amporn
9 BONDAR Kseniia	6 CIDRAO Sonaly	12 CHAISRI Tapaphaipun
10 PANKOVA Ekaterina (C)	7 SILVA Ana Carolina	13 TOMKOM Nootsara (C)
11 CHAPLINA Victoriia	8 FRANCISCO Amanda - Cap (C)	14 BUNDASAK Jarasporn
14 DIANSKAYA Natalia	9 SILVA Tassia (L)	15 KANTHONG Malika
17 MALYKH Natalia	10 MOREIRA Danielle	16 GUEDPARD Pornpun
19 MALOVA Anna (L)	11 FARINEA Natasha	17 KAMULTHALA Kaewkalaya
20 SHLYAKHOVAYA Anastasia	12 RATZKE Roberta	19 KEAWBUNDIT Sontaya

### LEGEND

C Team Captain      L Libero Player



# Result Book

27th Summer Universiade in Kazan 2013



## Volleyball

Women's Preliminary Round Group A





Match No: 4

### Start List

Стартовый список

## RUS vs CZE

First Referee: MEDVID Mykhaylo (UKR)

Second Referee: ZHANG Xin (CHN)


### RUS - Russian Fed.

No.	C/L	Name	Shirt Name	Height m / ft in	Weight kg / lbs	Highest Reach		Date of Birth	Tournament Totals					
						Spike cm	Block cm		Spike	Block	Serve	Total	%	
1		BORODAKOVA-BORISENKO Maria	Borodakova	1.90/6'3"	80/176	301	297	8 MAR 1986						
2		SALINA Anastasia	Salina	1.81/5'11"	67/148	295	288	30 DEC 1988						
4		ZARYAZHKO Irina	Zaryazhko	1.96/6'5"	78/172	305	390	4 OCT 1991						
5		PASYNKOVA Aleksandra	Pasynkova	1.90/6'3"	75/165	313	305	14 APR 1987						
8		GONCHAROVA Natalya	Obmochaeva	1.94/6'4"	75/165	315	306	1 JUN 1989						
9		BONDAR Kseniia	Bondar	1.90/6'3"	73/161	305	300	1 FEB 1990						
10	C	PANKOVA Ekaterina	Pankova	1.78/5'10"	64/141	290	285	2 FEB 1990						
11		CHAPLINA Victoriia	Chaplina	1.88/6'2"	77/170	301	295	23 OCT 1988						
14		DIANSKAYA Natalia	Dianskaya	1.92/6'4"	64/141	310	295	7 MAR 1989						
17		MALYKH Natalia	Malykh	1.87/6'2"	65/143	308	297	8 DEC 1993						
19	L	MALOVA Anna	Malova	1.75/5'9"	72/159	286	290	16 APR 1990						
20		SHLYAKHOVAYA Anastasia	Shlyakhovaya	1.92/6'4"	69/152	313	307	5 OCT 1990						
<b>Head Coach</b>		MARICHEV Yury			<b>Assistant Coach</b>		KURNOSOV Igor							

### CZE - Czech Republic

No.	C/L	Name	Shirt Name	Height m / ft in	Weight kg / lbs	Highest Reach		Date of Birth	Tournament Totals					
						Spike cm	Block cm		Spike	Block	Serve	Total	%	
1		HALBICHOVA Iveta	HALBICHOVA	1.78/5'10"	67/148	290	285	19 DEC 1989						
3		ONDERKOVA Sandra	ONDERKOVA	1.83/6'0"	82/181	296	286	8 MAR 1987						
4		MUDROVA Zuzana	MUDROVA	1.86/6'1"	80/176	305	295	30 JAN 1993						
6		SMIDOVA Monika	SMIDOVA	1.83/6'0"	71/157	300	289	13 JAN 1992						
7		NACHMILNEROVA Iva	NACHMILNER	1.91/6'3"	81/179	301	291	20 SEP 1988						
8		STRAKOVA Vendula	STRAKOVA	1.81/5'11"	73/161	305	295	19 SEP 1991						
10		HOLISOVA Katerina	HOLISOVA	1.76/5'9"	67/148	290	275	10 JAN 1988						
11		KOJDOVA Helena	KOJDOVA	1.80/5'11"	65/143	301	290	12 MAY 1991						
12	C	JAKUBSOVA Martina	JAKUBSOVA	1.86/6'1"	79/174	305	295	14 JUN 1988						
13	L	SPACILOVA Kamila	SPACILOVA	1.74/5'9"	63/139	295	288	9 OCT 1988						
14		HOLUBCOVA Laura	HOLUBCOVA	1.85/6'1"	75/165	305	295	22 DEC 1989						
16		SIRUCKOVA Anna	SIRUCKOVA	1.84/6'0"	74/163	300	295	27 AUG 1991						
<b>Head Coach</b>		Melicharek Zdenek			<b>Assistant Coach</b>		Pavlik Jindrich							

LEGEND	
%	Percent of total team scoring
C	Team Captain
L	Libero Player

Timing and Results provided by  TISSOT



Match No: 4

**Match Results**  
 Результат / Отчет о матче

Match Duration: 1h 15m  
 Attendance: 1800

**RUS vs CZE**  
**3 0**

Teams	Sets	1	2	3	Total
RUS	3	25	25	25	75
CZE	0	17	17	16	50
Playing Time		21m	23m	24m	1h 08m

First Referee: MEDVID Mykhaylo (UKR)

Second Referee: ZHANG Xin (CHN)

RUS - Russian Fed.								
No	C/L	Name	1	2	3	4	5	Pts
1		BORODAKOVA-BORISENKO Maria	5	5	5			7
2		SALINA Anastasia	8		8			
4		ZARYAZHKO Irina	2	2	2			5
5		PASYNKOVA Aleksandra	4	4	4			11
8		GONCHAROVA Natalya	3	3	3			18
9		BONDAR Kseniia			11			
10	C	PANKOVA Ekaterina	6	6	6			
11		CHAPLINA Victoriia	1	1	1			11
14		DIANSKAYA Natalia						
17		MALYKH Natalia	10		10			3
19	L	MALOVA Anna	L	L	L			
20		SHLYAKHOVAYA Anastasia			4			

CZE - Czech Republic								
No	C/L	Name	1	2	3	4	5	Pts
1		Halbichova Iveta		2	1			1
3		Onderkova Sandra	6		14			4
4		Mudrova Zuzana		1	6			3
6		Smidova Monika	1					1
7		Nachmilnerova Iva	3					2
8		Strakova Vendula		5	4			11
10		Holisova Katerina	2	12	12			2
11		Kojdova Helena	5	6	5			2
12	C	Jakubsova Martina		3	2			4
13	L	Spacilova Kamila	L	L	L			
14		Holubcova Laura		4	3			1
16		Siruckova Anna	4					4

**TEAM AND PLAYER PERFORMANCES**

Won	Total Atts	No Name
42	78	<b>Total Team</b>
16	26	8 GONCHAROVA Natalya
9	20	5 PASYNKOVA Aleksandra
8	17	11 CHAPLINA Victoriia
9	47	<b>Total Team</b>
3	8	11 CHAPLINA Victoriia
3	15	1 BORODAKOVA-BORISENKO Maria
2	7	5 PASYNKOVA Aleksandra
4	73	<b>Total Team</b>
3	13	1 BORODAKOVA-BORISENKO Maria
1	12	8 GONCHAROVA Natalya
20		<b>Total Team</b>
75	198	<b>Total Team</b>

Scoring Skills
<b>Spike</b>
<b>Block</b>
<b>Serve</b>
<b>Opp Error</b>
<b>Total</b>

Won	Total Atts	No Name
28	87	<b>Total Team</b>
8	18	8 Strakova Vendula
4	5	3 Onderkova Sandra
4	13	12 Jakubsova Martina
3	37	<b>Total Team</b>
2	6	16 Siruckova Anna
1	6	7 Nachmilnerova Iva
4	52	<b>Total Team</b>
3	10	8 Strakova Vendula
1	6	1 Halbichova Iveta
15		<b>Total Team</b>
50	176	<b>Total Team</b>

18	41	8 GONCHAROVA Natalya
68 km/h		11 CHAPLINA Victoriia

<b>Best Scorer</b>
<b>Fastest Serve</b>

11	30	8 Strakova Vendula
86 km/h		8 Strakova Vendula

LEGEND			
Atts	Attempts	C	Team Captain
L	Libero player	L	Substitute libero
n	Starting line-up where n = starting position on court (i.e. positions 1 to 6)	nn	Substitute where nn = jersey number of out going player
Opp	Opponent	Pts	Points scored

Timing and Results provided by TISSOT





Match No: 4

### Match Statistics

Match Duration: 1h 15m

статистика

RUS vs CZE  
3 0

Teams	Sets	1	2	3	Total
RUS	3	25	25	25	75
CZE	0	17	17	16	50
	Playing Time	22m	22m	24m	1h 08m

First Referee: MEDVID Mykhaylo (UKR)


Second Referee: ZHANG Xin (CHN)

### RUS - Russian Fed.


Scoring Spike

Limit 15.00%

Rk	No	Name	Spikes	Faults	Shots	Total Attempts	Eff %
1	8	GONCHAROVA Natalya	16	1	9	26	57.69
2	5	PASYNKOVA Aleksandra	9	3	8	20	30.00
3	11	CHAPLINA Victoriia	8	4	5	17	23.53
	4	ZARYAZHKO Irina	5	1	-	6	
	17	MALYKH Natalia	3	-	1	4	
	1	BORODAKOVA-BORISENKO Maria	1	-	1	2	
	10	PANKOVA Ekaterina	-	-	2	2	
	9	BONDAR Kseniia	-	1	-	1	
	2	SALINA Anastasia	-	-	-	-	
	14	DIANSKAYA Natalia	-	-	-	-	
	19	MALOVA Anna	-	-	-	-	
	20	SHLYAKHOVAYA Anastasia	-	-	-	-	
<b>Team Totals</b>			42	10	26	78	41.03

Scoring Block



Rk	No	Name	Kill Blocks	Faults	Rebounds	Total Attempts	Avg by Set
1	1	BORODAKOVA-BORISENKO Maria	3	4	8	15	1.00
1	11	CHAPLINA Victoriia	3	1	4	8	1.00
3	5	PASYNKOVA Aleksandra	2	1	4	7	0.67
4	8	GONCHAROVA Natalya	1	-	2	3	0.33
5	4	ZARYAZHKO Irina	-	3	6	9	0.00
5	9	BONDAR Kseniia	-	1	1	2	0.00
5	17	MALYKH Natalia	-	1	1	2	0.00
5	10	PANKOVA Ekaterina	-	-	1	1	0.00
	2	SALINA Anastasia	-	-	-	-	
	14	DIANSKAYA Natalia	-	-	-	-	
	19	MALOVA Anna	-	-	-	-	
	20	SHLYAKHOVAYA Anastasia	-	-	-	-	
<b>Team Totals</b>			9	11	27	47	3.00

Scoring Service


Rk	No	Name	Aces	Faults	Serve Hits	Total Attempts	Avg by Set
1	1	BORODAKOVA-BORISENKO Maria	3	1	9	13	1.00
2	8	GONCHAROVA Natalya	1	3	8	12	0.33
3	5	PASYNKOVA Aleksandra	-	1	12	13	0.00
3	4	ZARYAZHKO Irina	-	2	10	12	0.00
3	10	PANKOVA Ekaterina	-	-	11	11	0.00
3	11	CHAPLINA Victoriia	-	-	11	11	0.00
3	17	MALYKH Natalia	-	-	1	1	0.00
	2	SALINA Anastasia	-	-	-	-	
	9	BONDAR Kseniia	-	-	-	-	
	14	DIANSKAYA Natalia	-	-	-	-	
	19	MALOVA Anna	-	-	-	-	
	20	SHLYAKHOVAYA Anastasia	-	-	-	-	
<b>Team Totals</b>			4	7	62	73	1.33

Team

Opponent Errors & Team Faults	20
-------------------------------	----

Timing and Results provided by  TISSOT



MON 8 JUL 2013  
17:59  
19:14

Match No: 4

### Match Statistics

Match Duration: 1h 15m

статистика


**RUS vs CZE**  
3 0

Teams	Sets	1	2	3	Total
<b>RUS</b>	<b>3</b>	25	25	25	75
<b>CZE</b>	<b>0</b>	17	17	16	50
<b>Playing Time</b>		22m	22m	24m	1h 08m


First Referee: MEDVID Mykhaylo (UKR)

Second Referee: ZHANG Xin (CHN)

### RUS - Russian Fed.

Non-Scoring Dig


Rk	No	Name	Digs	Faults	Receptions	Total Attempts	Avg by Set
1	19	MALOVA Anna	5	6	7	18	1.67
2	8	GONCHAROVA Natalya	2	2	4	8	0.67
2	11	CHAPLINA Victoriia	2	1	3	6	0.67
4	10	PANKOVA Ekaterina	1	2	4	7	0.33
4	5	PASYNKOVA Aleksandra	1	1	2	4	0.33
4	4	ZARYAZHKO Irina	1	2	1	4	0.33
7	1	BORODAKOVA-BORISENKO Maria	-	1	2	3	0.00
7	2	SALINA Anastasia	-	-	1	1	0.00
	9	BONDAR Kseniia	-	-	-	-	-
	14	DIANSKAYA Natalia	-	-	-	-	-
	17	MALYKH Natalia	-	-	-	-	-
	20	SHLYAKHOVAYA Anastasia	-	-	-	-	-
<b>Team Totals</b>			12	15	24	51	4.00


Non-Scoring Set


Rk	No	Name	Running Sets	Faults	Still Sets	Total Attempts	Avg by Set
1	10	PANKOVA Ekaterina	27	1	28	56	9.00
2	2	SALINA Anastasia	5	-	2	7	1.67
3	4	ZARYAZHKO Irina	2	-	-	2	0.67
4	1	BORODAKOVA-BORISENKO Maria	1	-	1	2	0.33
4	8	GONCHAROVA Natalya	1	-	1	2	0.33
4	19	MALOVA Anna	1	-	1	2	0.33
7	5	PASYNKOVA Aleksandra	-	-	1	1	0.00
7	11	CHAPLINA Victoriia	-	-	1	1	0.00
	9	BONDAR Kseniia	-	-	-	-	-
	14	DIANSKAYA Natalia	-	-	-	-	-
	17	MALYKH Natalia	-	-	-	-	-
	20	SHLYAKHOVAYA Anastasia	-	-	-	-	-
<b>Team Totals</b>			37	1	35	73	12.33

Non-Scoring Reception

<b>Limit</b> 25.00%

Rk	No	Name	Excellents	Faults	Serve Receptions	Total Attempts	Succ %
1	11	CHAPLINA Victoriia	8	-	5	13	61.54
2	19	MALOVA Anna	8	1	6	15	53.33
3	5	PASYNKOVA Aleksandra	5	1	11	17	29.41
	9	BONDAR Kseniia	-	2	-	2	-
	1	BORODAKOVA-BORISENKO Maria	-	-	1	1	-
	2	SALINA Anastasia	-	-	-	-	-
	4	ZARYAZHKO Irina	-	-	-	-	-
	8	GONCHAROVA Natalya	-	-	-	-	-
	10	PANKOVA Ekaterina	-	-	-	-	-
	14	DIANSKAYA Natalia	-	-	-	-	-
	17	MALYKH Natalia	-	-	-	-	-
	20	SHLYAKHOVAYA Anastasia	-	-	-	-	-
<b>Team Totals</b>			21	4	23	48	43.75

Timing and Results provided by  TISSOT



Match No: 4

### Match Statistics

статистика

Match Duration: 1h 15m

RUS vs CZE  
3 0

Teams	Sets	1	2	3	Total
RUS	3	25	25	25	75
CZE	0	17	17	16	50
Playing Time		22m	22m	24m	1h 08m

First Referee: MEDVID Mykhaylo (UKR)


Second Referee: ZHANG Xin (CHN)

### CZE - Czech Republic


Scoring Spike

Limit 15.00%

Rk	No	Name	Spikes	Faults	Shots	Total Attempts	Eff %
1	8	Strakova Vendula	8	6	4	18	11.11
2	12	Jakubsova Martina	4	3	6	13	7.69
	11	Kojdova Helena	2	2	13	17	
	10	Holisova Katerina	2	2	6	10	
	16	Siruckova Anna	2	2	4	8	
	14	Holubcova Laura	1	5	1	7	
	4	Mudrova Zuzana	3	1	2	6	
	3	Onderkova Sandra	4	-	1	5	
	7	Nachmilnerova Iva	1	-	1	2	
	6	Smidova Monika	1	-	-	1	
	1	Halbichova Iveta	-	-	-	-	
	13	Spacilova Kamila	-	-	-	-	
Team Totals			28	21	38	87	8.05

Scoring Block


Rk	No	Name	Kill Blocks	Faults	Rebounds	Total Attempts	Avg by Set
1	16	Siruckova Anna	2	2	2	6	0.67
2	7	Nachmilnerova Iva	1	3	2	6	0.33
3	3	Onderkova Sandra	-	4	3	7	0.00
3	1	Halbichova Iveta	-	3	1	4	0.00
3	4	Mudrova Zuzana	-	3	1	4	0.00
3	11	Kojdova Helena	-	3	1	4	0.00
3	14	Holubcova Laura	-	3	-	3	0.00
3	8	Strakova Vendula	-	1	1	2	0.00
3	10	Holisova Katerina	-	-	1	1	0.00
	6	Smidova Monika	-	-	-	-	
	12	Jakubsova Martina	-	-	-	-	
	13	Spacilova Kamila	-	-	-	-	
Team Totals			3	22	12	37	1.00

Scoring Service


Rk	No	Name	Aces	Faults	Serve Hits	Total Attempts	Avg by Set
1	8	Strakova Vendula	3	1	6	10	1.00
2	1	Halbichova Iveta	1	-	5	6	0.33
3	11	Kojdova Helena	-	-	7	7	0.00
3	12	Jakubsova Martina	-	-	6	6	0.00
3	6	Smidova Monika	-	-	5	5	0.00
3	3	Onderkova Sandra	-	-	3	3	0.00
3	7	Nachmilnerova Iva	-	-	3	3	0.00
3	10	Holisova Katerina	-	-	3	3	0.00
3	16	Siruckova Anna	-	-	3	3	0.00
3	4	Mudrova Zuzana	-	1	2	3	0.00
3	14	Holubcova Laura	-	1	2	3	0.00
	13	Spacilova Kamila	-	-	-	-	
Team Totals			4	3	45	52	1.33

Team

Opponent Errors & Team Faults	15
-------------------------------	----

Timing and Results provided by  TISSOT



Match No: 4

### Match Statistics

Match Duration: 1h 15m

статистика


RUS vs CZE  
3 0

Teams	Sets	1	2	3	Total
RUS	3	25	25	25	75
CZE	0	17	17	16	50
Playing Time		22m	22m	24m	1h 08m


First Referee: MEDVID Mykhaylo (UKR)

Second Referee: ZHANG Xin (CHN)

### CZE - Czech Republic

Non-Scoring Dig


Rk	No	Name	Digs	Faults	Receptions	Total Attempts	Avg by Set
1	8	Strakova Vendula	3	1	6	10	1.00
1	11	Kojdova Helena	3	2	2	7	1.00
3	16	Siruckova Anna	1	-	4	5	0.33
3	14	Holubcova Laura	1	-	1	2	0.33
5	13	Spacilova Kamila	-	4	8	12	0.00
5	1	Halbichova Iveta	-	3	1	4	0.00
5	6	Smidova Monika	-	-	3	3	0.00
5	3	Onderkova Sandra	-	1	2	3	0.00
5	4	Mudrova Zuzana	-	1	2	3	0.00
5	10	Holisoza Katerina	-	2	1	3	0.00
5	12	Jakubsova Martina	-	-	1	1	0.00
5	7	Nachmilnerova Iva	-	1	-	1	0.00
<b>Team Totals</b>			8	15	31	54	2.67

Non-Scoring Set



Rk	No	Name	Running Sets	Faults	Still Sets	Total Attempts	Avg by Set
1	1	Halbichova Iveta	12	1	31	44	4.00
2	6	Smidova Monika	7	-	12	19	2.33
3	13	Spacilova Kamila	2	-	5	7	0.67
4	12	Jakubsova Martina	1	-	-	1	0.33
5	4	Mudrova Zuzana	-	-	4	4	0.00
5	11	Kojdova Helena	-	1	1	2	0.00
5	14	Holubcova Laura	-	2	-	2	0.00
5	10	Holisoza Katerina	-	-	1	1	0.00
5	16	Siruckova Anna	-	-	1	1	0.00
	3	Onderkova Sandra	-	-	-	-	
	7	Nachmilnerova Iva	-	-	-	-	
	8	Strakova Vendula	-	-	-	-	
<b>Team Totals</b>			22	4	55	81	7.33

Non-Scoring Reception

<b>Limit</b> 25.00%

Rk	No	Name	Excellents	Faults	Serve Receptions	Total Attempts	Succ %
1	11	Kojdova Helena	17	3	13	33	51.52
2	10	Holisoza Katerina	6	-	7	13	46.15
	12	Jakubsova Martina	4	2	2	8	
	13	Spacilova Kamila	2	-	4	6	
	4	Mudrova Zuzana	1	-	-	1	
	6	Smidova Monika	-	-	1	1	
	14	Holubcova Laura	-	-	1	1	
	1	Halbichova Iveta	-	-	-	-	
	3	Onderkova Sandra	-	-	-	-	
	7	Nachmilnerova Iva	-	-	-	-	
	8	Strakova Vendula	-	-	-	-	
	16	Siruckova Anna	-	-	-	-	
<b>Team Totals</b>			30	5	28	63	47.62

LEGEND	Avg	Eff%	Rk	Succ%
	Average	Efficiency	Rank	Success %

Timing and Results provided by  TISSOT



Match No: 6

### Start List

Стартовый список

## POL vs USA

First Referee: SANMI Yoko (JPN)

Second Referee: ALNOAMAN Salem Abu Baker (UAE)


### POL - Poland

No.	C/L	Name	Shirt Name	Height m / ft in	Weight kg / lbs	Highest Reach		Date of Birth	Tournament Totals					
						Spike cm	Block cm		Spike	Block	Serve	Total	%	
2		GREJMAN Anna	Grejman	1.83/6'0"	63/139	307	290	8 JUN 1993						
3		SZYMANSKA Marta	Szymanska	1.78/5'10"	62/137	300	280	26 FEB 1986						
4		KURNIKOWSKA Natalia	Kurnikowska	1.84/6'0"	68/150	300	285	13 JAN 1992						
5		SLIWINSKA Ewa	Sliwinska	1.82/6'0"	68/150	303	289	27 APR 1993						
7		LUKASIK Justyna	Lukasik	1.88/6'2"	74/163	305	291	27 JAN 1993						
8	C	WILK Dorota	Wilk	1.78/5'10"	66/146	302	285	28 APR 1988						
10		POLEC Katarzyna	Polec	1.90/6'3"	74/163	309	195	13 FEB 1989						
11	L	MEDYNSKA Dorota	Dorota	1.70/5'7"	61/134	280	261	25 APR 1993						
14		KALISZUK Tamara	Kaliszuk	1.80/5'11"	76/168	296	292	20 MAR 1990						
15		RACZYNSKA Justyna	Raczynska	1.80/5'11"	72/159	300	280	12 SEP 1987						
16	L	DURAJCZYK Agata	Durajczyk	1.70/5'7"	63/139	280	260	19 AUG 1989						
18		SIKORSKA Aleksandra	Sikorska	1.86/6'1"	71/157	306	286	28 APR 1993						
<b>Head Coach</b>		POPIK Wieslaw			<b>Assistant Coach</b>		GASIAR Rafal							

### USA - United States

No.	C/L	Name	Shirt Name	Height m / ft in	Weight kg / lbs	Highest Reach		Date of Birth	Tournament Totals					
						Spike cm	Block cm		Spike	Block	Serve	Total	%	
2		MADONIA Gina	MADONIA	1.75/5'9"	61/134	280	275	28 JAN 1993						
3		KEATING Chelsea	KEATING	1.85/6'1"	80/176	305	299	20 JUL 1992						
4	L	MCCARTY Tristan	MCCARTY	1.78/5'10"	68/150	285	280	23 DEC 1991						
5		SHURBET Bailey	SHURBET	1.78/5'10"	65/143	287	283	5 OCT 1994						
6	C	BRAND Katie	BRAND	1.85/6'1"	77/170	299	297	13 APR 1994						
7		COOK Courtney	COOK	1.82/6'0"	70/154	299	297	26 JAN 1992						
9		REININGER Katherine	REININGER	1.85/6'1"	75/165	302	299	31 AUG 1994						
14		JOHNSON Taylor	JOHNSON	1.82/6'0"	77/170	307	302	24 AUG 1992						
15		LANGHAIM Brookelyn	LANGHAIM	1.92/6'4"	77/170	305	299	30 JAN 1995						
16		KAUFMAN Dakota	KAUFMAN	1.85/6'1"	74/163	305	302	16 MAY 1992						
17		PELGER Kaitlynn	PELGER	1.88/6'2"	69/152	299	297	28 MAY 1992						
18		TRAXSON Courtney	TRAXSON	1.85/6'1"	71/157	305	299	4 MAR 1992						
<b>Head Coach</b>		FRITZ Susan			<b>Assistant Coach</b>		HULSMAYER Jeffery							

LEGEND	
%	Percent of total team scoring
C	Team Captain
L	Libero Player

Timing and Results provided by  TISSOT





Match No: 6

### Match Results

Результат / Отчет о матче

Match Duration: 1h 23m  
Attendance: 60

**POL vs USA**  
3 0

Teams	Sets	1	2	3	Total
POL	3	25	25	25	75
USA	0	17	14	20	51
Playing Time		28m	22m	27m	1h 17m

First Referee: SANMI Yoko (JPN)

Second Referee: ALNOAMAN Salem Abu Baker (UAE)

POL - Poland									
No	C/L	Name	1	2	3	4	5	Pts	
2		GREJMAN Anna	5	5	15			10	
3		SZYMANSKA Marta	1	1				4	
4		KURNIKOWSKA Natalia	2	2	5			11	
5		SLIWINSKA Ewa		3	4			5	
7		LUKASIK Justyna			6			3	
8	C	WILK Dorota		14	1			1	
10		POLEC Katarzyna	3	3				5	
11	L	MEDYNSKA Dorota	L	L					
14		KALISZUK Tamara	4	4				8	
15		RACZYNSKA Justyna		4	2			3	
16	L	DURAJCZYK Agata				L			
18		SIKORSKA Aleksandra	6	6	3			5	
Head Coach		POPIK Wieslaw							
Assistant Coach		GASIAR Rafal							

USA - United States									
No	C/L	Name	1	2	3	4	5	Pts	
2		MADONIA Gina	14	14	9				
3		KEATING Chelsea	5	5	6			6	
4	L	MCCARTY Tristan	L	L	L				
5		SHURBET Bailey							
6	C	BRAND Katie	2	2	3			2	
7		COOK Courtney	14		18			2	
9		REININGER Katherine			5			2	
14		JOHNSON Taylor	4	4				3	
15		LANGHAIM Brookelyn							
16		KAUFMAN Dakota	6	6	1			4	
17		PELGER Kaitlynn	1	1	2			11	
18		TRAXSON Courtney	3	3	4			9	
Head Coach		FRITZ Susan							
Assistant Coach		HULSMAYER Jeffery							

### TEAM AND PLAYER PERFORMANCES

Won	Total Atts	No Name	Scoring Skills	Won	Total Atts	No Name
41	88	<b>Total Team</b>	Spike	29	97	<b>Total Team</b>
8	13	2 GREJMAN Anna		9	27	17 PELGER Kaitlynn
7	12	14 KALISZUK Tamara		6	30	18 TRAXSON Courtney
7	17	4 KURNIKOWSKA Natalia	Block	3	7	16 KAUFMAN Dakota
6	33	<b>Total Team</b>		5	39	<b>Total Team</b>
2	4	15 RACZYNSKA Justyna		1	3	9 REININGER Katherine
1	8	18 SIKORSKA Aleksandra	Serve	1	3	17 PELGER Kaitlynn
1	7	10 POLEC Katarzyna		1	7	3 KEATING Chelsea
8	76	<b>Total Team</b>		5	50	<b>Total Team</b>
4	15	4 KURNIKOWSKA Natalia	Opp Error	2	10	3 KEATING Chelsea
1	8	3 SZYMANSKA Marta		2	9	18 TRAXSON Courtney
1	20	8 WILK Dorota		1	9	17 PELGER Kaitlynn
20		<b>Total Team</b>	<b>Total</b>	12		<b>Total Team</b>
75	197	<b>Total Team</b>	<b>Total</b>	51	186	<b>Total Team</b>
11	33	4 KURNIKOWSKA Natalia	<b>Best Scorer</b>	11	39	17 PELGER Kaitlynn

#### LEGEND

Atts Attempts  
L Libero player  
n Starting line-up where n = starting position on court (i.e. positions 1 to 6)  
Opp Opponent

C Team Captain  
L Substitute libero  
nn Substitute where nn = jersey number of out going player  
Pts Points scored

Timing and Results provided by TISSOT



Match No: 6

### Match Statistics

статистика

Match Duration: 1h 23m  
Attendance: 60

**POL vs USA**  
3 0

Teams	Sets	1	2	3	Total
<b>POL</b>	<b>3</b>	25	25	25	75
<b>USA</b>	<b>0</b>	17	14	20	51
<b>Playing Time</b>		28m	22m	27m	1h 17m

First Referee: SANMI Yoko (JPN)


Second Referee: ALNOAMAN Salem Abu Baker (UAE)

### POL - Poland


Scoring Spike

<b>Limit</b>
<b>15.00%</b>

Rk	No	Name	Spikes	Faults	Shots	Total Attempts	Eff %
1	4	KURNIKOWSKA Natalia	7	4	6	17	17.65
	2	GREJMAN Anna	8	1	4	13	
	5	SLIWINSKA Ewa	5	1	7	13	
	18	SIKORSKA Aleksandra	4	-	8	12	
	14	KALISZUK Tamara	7	1	4	12	
	15	RACZYNSKA Justyna	1	-	8	9	
	10	POLEC Katarzyna	4	-	3	7	
	3	SZYMANSKA Marta	3	-	-	3	
	7	LUKASIK Justyna	2	-	-	2	
	8	WILK Dorota	-	-	-	-	
	11	MEDYNSKA Dorota	-	-	-	-	
	16	DURAJCZYK Agata	-	-	-	-	
<b>Team Totals</b>			<b>41</b>	<b>7</b>	<b>40</b>	<b>88</b>	<b>38.64</b>

Scoring Block



Rk	No	Name	Kill Blocks	Faults	Rebounds	Total Attempts	Avg by Set
1	15	RACZYNSKA Justyna	2	1	1	4	0.67
2	18	SIKORSKA Aleksandra	1	2	5	8	0.33
2	10	POLEC Katarzyna	1	2	4	7	0.33
2	2	GREJMAN Anna	1	3	2	6	0.33
2	14	KALISZUK Tamara	1	2	1	4	0.33
6	3	SZYMANSKA Marta	-	-	1	1	0.00
6	5	SLIWINSKA Ewa	-	-	1	1	0.00
6	7	LUKASIK Justyna	-	-	1	1	0.00
6	4	KURNIKOWSKA Natalia	-	1	-	1	0.00
	8	WILK Dorota	-	-	-	-	
	11	MEDYNSKA Dorota	-	-	-	-	
	16	DURAJCZYK Agata	-	-	-	-	
<b>Team Totals</b>			<b>6</b>	<b>11</b>	<b>16</b>	<b>33</b>	<b>2.00</b>

Scoring Service


Rk	No	Name	Aces	Faults	Serve Hits	Total Attempts	Avg by Set
1	4	KURNIKOWSKA Natalia	4	1	10	15	1.33
2	8	WILK Dorota	1	1	18	20	0.33
2	3	SZYMANSKA Marta	1	-	7	8	0.33
2	2	GREJMAN Anna	1	2	3	6	0.33
2	7	LUKASIK Justyna	1	1	1	3	0.33
6	18	SIKORSKA Aleksandra	-	-	9	9	0.00
6	10	POLEC Katarzyna	-	1	5	6	0.00
6	15	RACZYNSKA Justyna	-	-	4	4	0.00
6	14	KALISZUK Tamara	-	1	2	3	0.00
6	5	SLIWINSKA Ewa	-	1	1	2	0.00
	11	MEDYNSKA Dorota	-	-	-	-	
	16	DURAJCZYK Agata	-	-	-	-	
<b>Team Totals</b>			<b>8</b>	<b>8</b>	<b>60</b>	<b>76</b>	<b>2.67</b>

Team

<b>Opponent Errors &amp; Team Faults</b>	20
--	----

Timing and Results provided by  **TISSOT**



Match No: 6

### Match Statistics

статистика

Match Duration: 1h 23m  
Attendance: 60


**POL vs USA**  
3 0

Teams	Sets	1	2	3	Total
<b>POL</b>	<b>3</b>	25	25	25	75
<b>USA</b>	<b>0</b>	17	14	20	51
<b>Playing Time</b>		28m	22m	27m	1h 17m


First Referee: SANMI Yoko (JPN)

Second Referee: ALNOAMAN Salem Abu Baker (UAE)

### POL - Poland

Non-Scoring Dig


Rk	No	Name	Digs	Faults	Receptions	Total Attempts	Avg by Set
1	16	DURAJCZYK Agata	6	3	3	12	2.00
2	4	KURNIKOWSKA Natalia	2	1	2	5	0.67
2	2	GREJMAN Anna	2	-	2	4	0.67
4	11	MEDYNSKA Dorota	1	-	10	11	0.33
4	18	SIKORSKA Aleksandra	1	2	2	5	0.33
6	8	WILK Dorota	-	2	6	8	0.00
6	3	SZYMANSKA Marta	-	2	3	5	0.00
6	10	POLEC Katarzyna	-	1	1	2	0.00
6	14	KALISZUK Tamara	-	1	1	2	0.00
6	15	RACZYNSKA Justyna	-	1	1	2	0.00
6	5	SLIWINSKA Ewa	-	1	-	1	0.00
	7	LUKASIK Justyna	-	-	-	-	-
<b>Team Totals</b>			12	14	31	57	4.00

Non-Scoring Set


Rk	No	Name	Running Sets	Faults	Still Sets	Total Attempts	Avg by Set
1	8	WILK Dorota	14	1	19	34	4.67
2	3	SZYMANSKA Marta	13	-	13	26	4.33
3	2	GREJMAN Anna	3	-	2	5	1.00
4	16	DURAJCZYK Agata	2	-	2	4	0.67
5	11	MEDYNSKA Dorota	1	-	1	2	0.33
5	14	KALISZUK Tamara	1	-	1	2	0.33
5	4	KURNIKOWSKA Natalia	1	-	-	1	0.33
5	10	POLEC Katarzyna	1	-	-	1	0.33
9	15	RACZYNSKA Justyna	-	-	1	1	0.00
	5	SLIWINSKA Ewa	-	-	-	-	-
	7	LUKASIK Justyna	-	-	-	-	-
	18	SIKORSKA Aleksandra	-	-	-	-	-
<b>Team Totals</b>			36	1	39	76	12.00

Non-Scoring Reception

<b>Limit</b> 25.00%

Rk	No	Name	Excellents	Faults	Serve Receptions	Total Attempts	Succ %
1	4	KURNIKOWSKA Natalia	1	-	10	11	9.09
	11	MEDYNSKA Dorota	6	2	1	9	
	2	GREJMAN Anna	2	-	6	8	
	16	DURAJCZYK Agata	1	-	6	7	
	15	RACZYNSKA Justyna	1	-	4	5	
	10	POLEC Katarzyna	-	-	1	1	
	3	SZYMANSKA Marta	-	-	-	-	
	5	SLIWINSKA Ewa	-	-	-	-	
	7	LUKASIK Justyna	-	-	-	-	
	8	WILK Dorota	-	-	-	-	
	14	KALISZUK Tamara	-	-	-	-	
	18	SIKORSKA Aleksandra	-	-	-	-	
<b>Team Totals</b>			11	2	28	41	26.83



Match No: 6

### Match Statistics

статистика

Match Duration: 1h 23m  
Attendance: 60

POL vs USA  
3 0

Teams	Sets	1	2	3	Total
POL	3	25	25	25	75
USA	0	17	14	20	51
	Playing Time	28m	22m	27m	1h 17m

First Referee: SANMI Yoko (JPN)


Second Referee: ALNOAMAN Salem Abu Baker (UAE)

### USA - United States


Scoring Spike

Limit 15.00%

Rk	No	Name	Spikes	Faults	Shots	Total Attempts	Eff %
1	17	PELGER Kaitlynn	9	7	11	27	7.41
	18	TRAXSON Courtney	6	6	18	30	
	3	KEATING Chelsea	3	3	5	11	
	14	JOHNSON Taylor	3	2	5	10	
	16	KAUFMAN Dakota	3	-	4	7	
	7	COOK Courtney	2	1	2	5	
	6	BRAND Katie	2	1	1	4	
	9	REININGER Katherine	1	-	2	3	
	2	MADONIA Gina	-	-	-	-	
	4	MCCARTY Tristan	-	-	-	-	
	5	SHURBET Bailey	-	-	-	-	
	15	LANGHAIM Brookelyn	-	-	-	-	
<b>Team Totals</b>			29	20	48	97	9.28

Scoring Block



Rk	No	Name	Kill Blocks	Faults	Rebounds	Total Attempts	Avg by Set
1	3	KEATING Chelsea	1	4	2	7	0.33
1	16	KAUFMAN Dakota	1	4	1	6	0.33
1	18	TRAXSON Courtney	1	4	1	6	0.33
1	9	REININGER Katherine	1	1	1	3	0.33
1	17	PELGER Kaitlynn	1	1	1	3	0.33
6	6	BRAND Katie	-	3	4	7	0.00
6	14	JOHNSON Taylor	-	4	2	6	0.00
6	7	COOK Courtney	-	1	-	1	0.00
	2	MADONIA Gina	-	-	-	-	
	4	MCCARTY Tristan	-	-	-	-	
	5	SHURBET Bailey	-	-	-	-	
	15	LANGHAIM Brookelyn	-	-	-	-	
<b>Team Totals</b>			5	22	12	39	1.67

Scoring Service


Rk	No	Name	Aces	Faults	Serve Hits	Total Attempts	Avg by Set
1	3	KEATING Chelsea	2	1	7	10	0.67
1	18	TRAXSON Courtney	2	1	6	9	0.67
3	17	PELGER Kaitlynn	1	2	6	9	0.33
4	16	KAUFMAN Dakota	-	1	7	8	0.00
4	6	BRAND Katie	-	-	7	7	0.00
4	2	MADONIA Gina	-	-	3	3	0.00
4	7	COOK Courtney	-	-	2	2	0.00
4	9	REININGER Katherine	-	-	1	1	0.00
4	14	JOHNSON Taylor	-	-	1	1	0.00
	4	MCCARTY Tristan	-	-	-	-	
	5	SHURBET Bailey	-	-	-	-	
	15	LANGHAIM Brookelyn	-	-	-	-	
<b>Team Totals</b>			5	5	40	50	1.67

Team

Opponent Errors & Team Faults	12	1
-------------------------------	----	---

Timing and Results provided by  TISSOT



Match No: 6

### Match Statistics

статистика

Match Duration: 1h 23m  
Attendance: 60


**POL vs USA**  
3 0


Teams	Sets	1	2	3	Total
<b>POL</b>	<b>3</b>	25	25	25	75
<b>USA</b>	<b>0</b>	17	14	20	51
<b>Playing Time</b>		28m	22m	27m	1h 17m


First Referee: SANMI Yoko (JPN)

Second Referee: ALNOAMAN Salem Abu Baker (UAE)


### USA - United States

Non-Scoring Dig	Rk	No	Name	Digs	Faults	Receptions	Total Attempts	Avg by Set	
	1	4	MCCARTY Tristan	1	4	7	12	0.33	
	1	3	KEATING Chelsea	1	4	6	11	0.33	
	1	16	KAUFMAN Dakota	1	2	1	4	0.33	
	4	6	BRAND Katie	-	1	6	7	0.00	
	4	17	PELGER Kaitlynn	-	2	4	6	0.00	
	4	18	TRAXSON Courtney	-	-	3	3	0.00	
	4	2	MADONIA Gina	-	1	1	2	0.00	
	4	14	JOHNSON Taylor	-	1	-	1	0.00	
		5	SHURBET Bailey	-	-	-	-	-	
		7	COOK Courtney	-	-	-	-	-	
		9	REININGER Katherine	-	-	-	-	-	
		15	LANGHAIM Brookelyn	-	-	-	-	-	
	<b>Team Totals</b>				3	15	28	46	1.00

Non-Scoring Set	Rk	No	Name	Running Sets	Faults	Still Sets	Total Attempts	Avg by Set	
	1	6	BRAND Katie	24	-	46	70	8.00	
	2	17	PELGER Kaitlynn	1	-	5	6	0.33	
	2	3	KEATING Chelsea	1	-	-	1	0.33	
	4	14	JOHNSON Taylor	-	-	2	2	0.00	
	4	2	MADONIA Gina	-	-	1	1	0.00	
	4	4	MCCARTY Tristan	-	-	1	1	0.00	
	4	9	REININGER Katherine	-	-	1	1	0.00	
	4	18	TRAXSON Courtney	-	-	1	1	0.00	
	4	16	KAUFMAN Dakota	-	1	-	1	0.00	
		5	SHURBET Bailey	-	-	-	-	-	
		7	COOK Courtney	-	-	-	-	-	
		15	LANGHAIM Brookelyn	-	-	-	-	-	
	<b>Team Totals</b>				26	1	57	84	8.67

Non-Scoring Reception	Rk	No	Name	Excellents	Faults	Serve Receptions	Total Attempts	Succ %	
	1	17	PELGER Kaitlynn	6	1	19	26	23.08	
	2	4	MCCARTY Tristan	1	-	16	17	5.88	
	3	3	KEATING Chelsea	-	1	11	12	0.00	
		2	MADONIA Gina	-	-	5	5	-	
		18	TRAXSON Courtney	-	1	-	1	-	
		5	SHURBET Bailey	-	-	-	-	-	
		6	BRAND Katie	-	-	-	-	-	
		7	COOK Courtney	-	-	-	-	-	
		9	REININGER Katherine	-	-	-	-	-	
		14	JOHNSON Taylor	-	-	-	-	-	
		15	LANGHAIM Brookelyn	-	-	-	-	-	
		16	KAUFMAN Dakota	-	-	-	-	-	
	<b>Team Totals</b>				7	3	51	61	11.48

LEGEND	Avg	Eff%	Rk	Succ%
	Average	Efficiency	Rank	Success %

Timing and Results provided by  TISSOT





Match No: 9

### Start List

Стартовый список

## RUS vs POL

First Referee: TIMERMANIS Kaspars (LAT)

Second Referee: BAJCI Peter (SVK)

### RUS - Russian Fed.

No.	C/L	Name	Shirt Name	Height m / ft in	Weight kg / lbs	Highest Reach		Date of Birth	Tournament Totals				
						Spike cm	Block cm		Spike	Block	Serve	Total	%
1		BORODAKOVA-BORISENKO Maria	Borodakova	1.90/6'3"	80/176	301	297	8 MAR 1986	1	3	3	7	12.73
2		SALINA Anastasia	Salina	1.81/5'11"	67/148	295	288	30 DEC 1988					
4		ZARYAZHKO Irina	Zaryazhko	1.96/6'5"	78/172	305	390	4 OCT 1991	5			5	9.09
5		PASYNKOVA Aleksandra	Pasynkova	1.90/6'3"	75/165	313	305	14 APR 1987	9	2		11	20.00
8		GONCHAROVA Natalya	Obmochaeva	1.94/6'4"	75/165	315	306	1 JUN 1989	16	1	1	18	32.73
9		BONDAR Kseniia	Bondar	1.90/6'3"	73/161	305	300	1 FEB 1990					
10	C	PANKOVA Ekaterina	Pankova	1.78/5'10"	64/141	290	285	2 FEB 1990					
11		CHAPLINA Victoriia	Chaplina	1.88/6'2"	77/170	301	295	23 OCT 1988	8	3		11	20.00
14		DIANSKAYA Natalia	Dianskaya	1.92/6'4"	64/141	310	295	7 MAR 1989					
17		MALYKH Natalia	Malykh	1.87/6'2"	65/143	308	297	8 DEC 1993	3			3	5.45
19	L	MALOVA Anna	Malova	1.75/5'9"	72/159	286	290	16 APR 1990					
20		SHLYAKHOVAYA Anastasia	Shlyakhovaya	1.92/6'4"	69/152	313	307	5 OCT 1990					

Head Coach MARICHEV Yury

Assistant Coach KURNOSOV Igor

Results in this  
Universiade

Phase	Opponent	Sets	Points per Set
Preliminary	CZE	3 - 0	25-17, 25-17, 25-16

### POL - Poland

No.	C/L	Name	Shirt Name	Height m / ft in	Weight kg / lbs	Highest Reach		Date of Birth	Tournament Totals				
						Spike cm	Block cm		Spike	Block	Serve	Total	%
2		GREJMAN Anna	Grejman	1.83/6'0"	63/139	307	290	8 JUN 1993	8	1	1	10	18.18
3		SZYMANSKA Marta	Szymanska	1.78/5'10"	62/137	300	280	26 FEB 1986	3		1	4	7.27
4		KURNIKOWSKA Natalia	Kurnikowska	1.84/6'0"	68/150	300	285	13 JAN 1992	7		4	11	20.00
5		SLIWINSKA Ewa	Sliwinska	1.82/6'0"	68/150	303	289	27 APR 1993	5			5	9.09
7		LUKASIK Justyna	Lukasik	1.88/6'2"	74/163	305	291	27 JAN 1993	2		1	3	5.45
8	C	WILK Dorota	Wilk	1.78/5'10"	66/146	302	285	28 APR 1988			1	1	1.82
10		POLEC Katarzyna	Polec	1.90/6'3"	74/163	309	195	13 FEB 1989	4	1		5	9.09
11	L	MEDYNSKA Dorota	Dorota	1.70/5'7"	61/134	280	261	25 APR 1993					
14		KALISZUK Tamara	Kaliszuk	1.80/5'11"	76/168	296	292	20 MAR 1990	7	1		8	14.55
15		RACZYNSKA Justyna	Raczynska	1.80/5'11"	72/159	300	280	12 SEP 1987	1	2		3	5.45
16	L	DURAJCZYK Agata	Durajczyk	1.70/5'7"	63/139	280	260	19 AUG 1989					
18		SIKORSKA Aleksandra	Sikorska	1.86/6'1"	71/157	306	286	28 APR 1993	4	1		5	9.09


Head Coach POPIK Wieslaw

Assistant Coach GASJAR Rafal

Results in this  
Universiade

Phase	Opponent	Sets	Points per Set
Preliminary	USA	3 - 0	25-17, 25-14, 25-20

LEGEND			
%	Percent of total team scoring	C	Team Captain
		L	Libero Player

Timing and Results provided by  TISSOT



TUE 9 JUL 2013  
 18:00  
 19:12

Match No: 9

**Match Results**  
 Результат / Отчет о матче

Match Duration: 1h 12m  
 Attendance: 2100

**RUS vs POL**  
 3 0

Teams	Sets	1	2	3	Total
RUS	3	25	25	25	75
POL	0	16	15	15	46
Playing Time		22m	22m	22m	1h 06m

First Referee: TIMERMANIS Kaspars (LAT)

Second Referee: BAJCI Peter (SVK)

RUS - Russian Fed.								
No	C/L	Name	1	2	3	4	5	Pts
1		BORODAKOVA-BORISENKO Maria	5	5	5			6
2		SALINA Anastasia	8	10	8			2
4		ZARYAZHKO Irina	2	2	2			9
5		PASYNKOVA Aleksandra	4	4	4			10
8		GONCHAROVA Natalya	3	3	3			11
9		BONDAR Kseniia			8			1
10	C	PANKOVA Ekaterina	6	6	6			1
11		CHAPLINA Victoriia	1	1	1			10
14		DIANSKAYA Natalia						
17		MALYKH Natalia	10	8	10			5
19	L	MALOVA Anna	L	L	L			
20		SHLYAKHOVAYA Anastasia			1			1
Head Coach		MARICHEV Yury						
Assistant Coach		KURNOSOV Igor						

POL - Poland								
No	C/L	Name	1	2	3	4	5	Pts
2		GREJMAN Anna	5	5	5			6
3		SZYMANSKA Marta	1	1	8			1
4		KURNIKOWSKA Natalia	2	2	2			9
5		SLIWINSKA Ewa	3	3	14			2
7		LUKASIK Justyna			18	6		1
8	C	WILK Dorota	14	14	1			
10		POLEC Katarzyna	3	3	3			5
11	L	MEDYNSKA Dorota	L	L				
14		KALISZUK Tamara	4	4	4			7
15		RACZYNSKA Justyna	2					
16	L	DURAJCZYK Agata				L		
18		SIKORSKA Aleksandra	6	6				2
Head Coach		POPIK Wieslaw						
Assistant Coach		GASIOR Rafal						

**TEAM AND PLAYER PERFORMANCES**

Won	Total Atts	No Name	Scoring Skills	Won	Total Atts	No Name	
40	86	<b>Total Team</b>	Spike	28	88	<b>Total Team</b>	
9	18	11 CHAPLINA Victoriia		8	16	4 KURNIKOWSKA Natalia	
8	21	8 GONCHAROVA Natalya		6	19	2 GREJMAN Anna	
7	9	4 ZARYAZHKO Irina	Block	5	12	10 POLEC Katarzyna	
10	40	<b>Total Team</b>		3	28	<b>Total Team</b>	
3	12	1 BORODAKOVA-BORISENKO Maria		2	2	14 KALISZUK Tamara	
2	3	5 PASYNKOVA Aleksandra	Serve	1	1	5 SLIWINSKA Ewa	
2	11	4 ZARYAZHKO Irina		2	47	<b>Total Team</b>	
6	74	<b>Total Team</b>		1	4	18 SIKORSKA Aleksandra	
2	18	5 PASYNKOVA Aleksandra	Opp Error	1	11	4 KURNIKOWSKA Natalia	
2	11	8 GONCHAROVA Natalya		13		<b>Total Team</b>	
2	4	2 SALINA Anastasia		46	163	<b>Total Team</b>	
19		<b>Total Team</b>	Best Scorer	9	30	4 KURNIKOWSKA Natalia	
75	200	<b>Total Team</b>		Fastest Serve	87 km/h	14	KALISZUK Tamara
11	36	8 GONCHAROVA Natalya					
67 km/h		11 CHAPLINA Victoriia					

LEGEND			
Atts	Attempts	C	Team Captain
L	Libero player	L	Substitute libero
n	Starting line-up where n = starting position on court (i.e. positions 1 to 6)	nn	Substitute where nn = jersey number of out going player
Opp	Opponent	Pts	Points scored

Timing and Results provided by TISSOT



Match No: 9

Match Statistics  
статистика

Match Duration: 1h 12m  
Attendance: 2100

RUS vs POL  
3 0

Teams	Sets	1	2	3	Total
RUS	3	25	25	25	75
POL	0	16	15	15	46
	Playing Time	22m	22m	22m	1h 06m

First Referee: TIMERMANIS Kaspars (LAT)

Second Referee: BAJCI Peter (SVK)

RUS - Russian Fed.

Scoring Spike

Limit 15.00%

Rk	No	Name	Spikes	Faults	Shots	Total Attempts	Eff %
1	8	GONCHAROVA Natalya	8	1	12	21	33.33
1	11	CHAPLINA Victoriia	9	3	6	18	33.33
3	5	PASYNKOVA Aleksandra	6	2	13	21	19.05
	4	ZARYAZHKO Irina	7	-	2	9	
	17	MALYKH Natalia	5	1	2	8	
	1	BORODAKOVA-BORISENKO Maria	3	1	2	6	
	2	SALINA Anastasia	-	-	1	1	
	9	BONDAR Kseniia	1	-	-	1	
	10	PANKOVA Ekaterina	1	-	-	1	
	14	DIANSKAYA Natalia	-	-	-	-	
	19	MALOVA Anna	-	-	-	-	
	20	SHLYAKHOVAYA Anastasia	-	-	-	-	
<b>Team Totals</b>			40	8	38	86	37.21

Scoring Block


Rk	No	Name	Kill Blocks	Faults	Rebounds	Total Attempts	Avg by Set
1	1	BORODAKOVA-BORISENKO Maria	3	2	7	12	1.00
2	4	ZARYAZHKO Irina	2	5	4	11	0.67
2	5	PASYNKOVA Aleksandra	2	1	-	3	0.67
4	8	GONCHAROVA Natalya	1	2	1	4	0.33
4	11	CHAPLINA Victoriia	1	2	1	4	0.33
4	20	SHLYAKHOVAYA Anastasia	1	-	-	1	0.33
7	10	PANKOVA Ekaterina	-	1	2	3	0.00
7	2	SALINA Anastasia	-	-	2	2	0.00
	9	BONDAR Kseniia	-	-	-	-	
	14	DIANSKAYA Natalia	-	-	-	-	
	17	MALYKH Natalia	-	-	-	-	
	19	MALOVA Anna	-	-	-	-	
<b>Team Totals</b>			10	13	17	40	3.33

Scoring Service


Rk	No	Name	Aces	Faults	Serve Hits	Total Attempts	Avg by Set
1	5	PASYNKOVA Aleksandra	2	-	16	18	0.67
1	8	GONCHAROVA Natalya	2	1	8	11	0.67
1	2	SALINA Anastasia	2	1	1	4	0.67
4	1	BORODAKOVA-BORISENKO Maria	-	-	14	14	0.00
4	4	ZARYAZHKO Irina	-	3	7	10	0.00
4	11	CHAPLINA Victoriia	-	1	5	6	0.00
4	10	PANKOVA Ekaterina	-	-	4	4	0.00
4	9	BONDAR Kseniia	-	1	3	4	0.00
4	17	MALYKH Natalia	-	-	2	2	0.00
4	20	SHLYAKHOVAYA Anastasia	-	-	1	1	0.00
	14	DIANSKAYA Natalia	-	-	-	-	
	19	MALOVA Anna	-	-	-	-	
<b>Team Totals</b>			6	7	61	74	2.00

Team

Opponent Errors & Team Faults	19
-------------------------------	----

Timing and Results provided by  TISSOT



TUE 9 JUL 2013  
18:00  
19:12

Match No: 9

**Match Statistics**  
статистика

Match Duration: 1h 12m  
Attendance: 2100


**RUS vs POL**  
3 0

Teams	Sets	1	2	3	Total
<b>RUS</b>	<b>3</b>	25	25	25	75
<b>POL</b>	<b>0</b>	16	15	15	46
<b>Playing Time</b>		22m	22m	22m	1h 06m


First Referee: TIMERMANIS Kaspars (LAT)

Second Referee: BAJCI Peter (SVK)

**RUS - Russian Fed.**

Non-Scoring Dig


Rk	No	Name	Digs	Faults	Receptions	Total Attempts	Avg by Set
1	5	PASYNKOVA Aleksandra	3	3	3	9	1.00
2	1	BORODAKOVA-BORISENKO Maria	2	-	4	6	0.67
3	19	MALOVA Anna	1	1	11	13	0.33
3	11	CHAPLINA Victoriia	1	4	4	9	0.33
3	8	GONCHAROVA Natalya	1	1	5	7	0.33
6	10	PANKOVA Ekaterina	-	2	5	7	0.00
6	9	BONDAR Kseniia	-	-	2	2	0.00
6	17	MALYKH Natalia	-	-	1	1	0.00
6	2	SALINA Anastasia	-	1	-	1	0.00
	4	ZARYAZHKO Irina	-	-	-	-	-
	14	DIANSKAYA Natalia	-	-	-	-	-
	20	SHLYAKHOVAYA Anastasia	-	-	-	-	-
<b>Team Totals</b>			8	12	35	55	2.67

Non-Scoring Set


Rk	No	Name	Running Sets	Faults	Still Sets	Total Attempts	Avg by Set
1	10	PANKOVA Ekaterina	17	1	21	39	5.67
2	2	SALINA Anastasia	6	-	3	9	2.00
3	19	MALOVA Anna	5	-	5	10	1.67
4	4	ZARYAZHKO Irina	1	-	1	2	0.33
5	8	GONCHAROVA Natalya	-	-	1	1	0.00
5	9	BONDAR Kseniia	-	-	1	1	0.00
	1	BORODAKOVA-BORISENKO Maria	-	-	-	-	-
	5	PASYNKOVA Aleksandra	-	-	-	-	-
	11	CHAPLINA Victoriia	-	-	-	-	-
	14	DIANSKAYA Natalia	-	-	-	-	-
	17	MALYKH Natalia	-	-	-	-	-
	20	SHLYAKHOVAYA Anastasia	-	-	-	-	-
<b>Team Totals</b>			29	1	32	62	9.67

Non-Scoring Reception

<b>Limit</b> 25.00%

Rk	No	Name	Excellents	Faults	Serve Receptions	Total Attempts	Succ %
1	11	CHAPLINA Victoriia	3	1	17	21	14.29
	5	PASYNKOVA Aleksandra	2	1	6	9	
	19	MALOVA Anna	2	-	5	7	
	1	BORODAKOVA-BORISENKO Maria	-	-	1	1	
	9	BONDAR Kseniia	-	-	1	1	
	2	SALINA Anastasia	-	-	-	-	
	4	ZARYAZHKO Irina	-	-	-	-	
	8	GONCHAROVA Natalya	-	-	-	-	
	10	PANKOVA Ekaterina	-	-	-	-	
	14	DIANSKAYA Natalia	-	-	-	-	
	17	MALYKH Natalia	-	-	-	-	
	20	SHLYAKHOVAYA Anastasia	-	-	-	-	
<b>Team Totals</b>			7	2	30	39	17.95

Timing and Results provided by  **TISSOT**



Match No: 9

### Match Statistics

статистика

Match Duration: 1h 12m  
Attendance: 2100

RUS vs POL  
3 0

Teams	Sets	1	2	3	Total
RUS	3	25	25	25	75
POL	0	16	15	15	46
	Playing Time	22m	22m	22m	1h 06m

First Referee: TIMERMANIS Kaspars (LAT)


Second Referee: BAJCI Peter (SVK)

### POL - Poland


Scoring Spike

Limit 15.00%

Rk	No	Name	Spikes	Faults	Shots	Total Attempts	Eff %
1	4	KURNIKOWSKA Natalia	8	1	7	16	43.75
2	2	GREJMAN Anna	6	2	11	19	21.05
	14	KALISZUK Tamara	5	8	13	26	
	10	POLEC Katarzyna	5	2	5	12	
	5	SLIWINSKA Ewa	1	1	5	7	
	3	SZYMANSKA Marta	1	1	1	3	
	7	LUKASIK Justyna	1	1	1	3	
	18	SIKORSKA Aleksandra	1	1	-	2	
	8	WILK Dorota	-	-	-	-	
	11	MEDYNSKA Dorota	-	-	-	-	
	15	RACZYNSKA Justyna	-	-	-	-	
	16	DURAJCZYK Agata	-	-	-	-	
<b>Team Totals</b>			28	17	43	88	12.50

Scoring Block



Rk	No	Name	Kill Blocks	Faults	Rebounds	Total Attempts	Avg by Set
1	14	KALISZUK Tamara	2	-	-	2	0.67
2	5	SLIWINSKA Ewa	1	-	-	1	0.33
3	10	POLEC Katarzyna	-	6	1	7	0.00
3	18	SIKORSKA Aleksandra	-	2	3	5	0.00
3	7	LUKASIK Justyna	-	2	2	4	0.00
3	2	GREJMAN Anna	-	1	2	3	0.00
3	3	SZYMANSKA Marta	-	2	1	3	0.00
3	4	KURNIKOWSKA Natalia	-	3	-	3	0.00
	8	WILK Dorota	-	-	-	-	
	11	MEDYNSKA Dorota	-	-	-	-	
	15	RACZYNSKA Justyna	-	-	-	-	
	16	DURAJCZYK Agata	-	-	-	-	
<b>Team Totals</b>			3	16	9	28	1.00

Scoring Service


Rk	No	Name	Aces	Faults	Serve Hits	Total Attempts	Avg by Set
1	4	KURNIKOWSKA Natalia	1	3	7	11	0.33
1	18	SIKORSKA Aleksandra	1	-	3	4	0.33
3	2	GREJMAN Anna	-	-	10	10	0.00
3	10	POLEC Katarzyna	-	1	5	6	0.00
3	3	SZYMANSKA Marta	-	2	4	6	0.00
3	14	KALISZUK Tamara	-	-	5	5	0.00
3	7	LUKASIK Justyna	-	-	2	2	0.00
3	8	WILK Dorota	-	-	2	2	0.00
3	5	SLIWINSKA Ewa	-	-	1	1	0.00
	11	MEDYNSKA Dorota	-	-	-	-	
	15	RACZYNSKA Justyna	-	-	-	-	
	16	DURAJCZYK Agata	-	-	-	-	
<b>Team Totals</b>			2	6	39	47	0.67

Team

Opponent Errors & Team Faults	13	1
-------------------------------	----	---

Timing and Results provided by  TISSOT





Match No: 9

### Match Statistics

статистика

Match Duration: 1h 12m  
Attendance: 2100


RUS vs POL  
3 0

Teams	Sets	1	2	3	Total
RUS	3	25	25	25	75
POL	0	16	15	15	46
Playing Time		22m	22m	22m	1h 06m

First Referee: TIMERMANIS Kaspars (LAT)

Second Referee: BAJCI Peter (SVK)

### POL - Poland

Non-Scoring Dig


Rk	No	Name	Digs	Faults	Receptions	Total Attempts	Avg by Set
1	16	DURAJCZYK Agata	3	1	5	9	1.00
2	11	MEDYNSKA Dorota	2	4	9	15	0.67
2	2	GREJMAN Anna	2	5	3	10	0.67
4	3	SZYMANSKA Marta	1	2	4	7	0.33
4	8	WILK Dorota	1	2	2	5	0.33
6	4	KURNIKOWSKA Natalia	-	4	2	6	0.00
6	14	KALISZUK Tamara	-	-	4	4	0.00
	5	SLIWINSKA Ewa	-	-	-	-	-
	7	LUKASIK Justyna	-	-	-	-	-
	10	POLEC Katarzyna	-	-	-	-	-
	15	RACZYNSKA Justyna	-	-	-	-	-
	18	SIKORSKA Aleksandra	-	-	-	-	-
<b>Team Totals</b>			9	18	29	56	3.00

Non-Scoring Set



Rk	No	Name	Running Sets	Faults	Still Sets	Total Attempts	Avg by Set
1	3	SZYMANSKA Marta	17	2	26	45	5.67
2	8	WILK Dorota	5	2	13	20	1.67
3	4	KURNIKOWSKA Natalia	1	-	4	5	0.33
3	5	SLIWINSKA Ewa	1	-	-	1	0.33
5	11	MEDYNSKA Dorota	-	-	3	3	0.00
5	14	KALISZUK Tamara	-	1	2	3	0.00
5	10	POLEC Katarzyna	-	-	2	2	0.00
5	16	DURAJCZYK Agata	-	-	2	2	0.00
5	2	GREJMAN Anna	-	-	1	1	0.00
5	7	LUKASIK Justyna	-	-	1	1	0.00
	15	RACZYNSKA Justyna	-	-	-	-	-
	18	SIKORSKA Aleksandra	-	-	-	-	-
<b>Team Totals</b>			24	5	54	83	8.00

Non-Scoring Reception

<b>Limit</b> 25.00%

Rk	No	Name	Excellents	Faults	Serve Receptions	Total Attempts	Succ %
1	11	MEDYNSKA Dorota	2	2	6	10	20.00
2	2	GREJMAN Anna	2	4	26	32	6.25
	16	DURAJCZYK Agata	3	-	6	9	-
	4	KURNIKOWSKA Natalia	-	1	8	9	-
	15	RACZYNSKA Justyna	-	-	2	2	-
	8	WILK Dorota	-	-	1	1	-
	3	SZYMANSKA Marta	-	-	-	-	-
	5	SLIWINSKA Ewa	-	-	-	-	-
	7	LUKASIK Justyna	-	-	-	-	-
	10	POLEC Katarzyna	-	-	-	-	-
	14	KALISZUK Tamara	-	-	-	-	-
	18	SIKORSKA Aleksandra	-	-	-	-	-
<b>Team Totals</b>			7	7	49	63	11.11

Avg	Eff%	Rk	Succ%
Average	Efficiency	Rank	Success %

Timing and Results provided by  TISSOT



Match No: 12

### Start List

Стартовый список

## CZE vs USA

First Referee: ALNOAMAN Salem Abu Baker (UAE)

Second Referee: CHUNG Shu-Fang (TPE)

### CZE - Czech Republic

No.	C/L	Name	Shirt Name	Height m / ft in	Weight kg / lbs	Highest Reach		Date of Birth	Tournament Totals				
						Spike cm	Block cm		Spike	Block	Serve	Total	%
1		HALBICHOVA Iveta	HALBICHOVA	1.78/5'10"	67/148	290	285	19 DEC 1989			1	1	2.86
3		ONDERKOVA Sandra	ONDERKOVA	1.83/6'0"	82/181	296	286	8 MAR 1987	4			4	11.43
4		MUDROVA Zuzana	MUDROVA	1.86/6'1"	80/176	305	295	30 JAN 1993	3			3	8.57
6		SMIDOVA Monika	SMIDOVA	1.83/6'0"	71/157	300	289	13 JAN 1992	1			1	2.86
7		NACHMILNEROVA Iva	NACHMILNER	1.91/6'3"	81/179	301	291	20 SEP 1988	1	1		2	5.71
8		STRAKOVA Vendula	STRAKOVA	1.81/5'11"	73/161	305	295	19 SEP 1991	8		3	11	31.43
10		HOLISOVA Katerina	HOLISOVA	1.76/5'9"	67/148	290	275	10 JAN 1988	2			2	5.71
11		KOJDOVA Helena	KOJDOVA	1.80/5'11"	65/143	301	290	12 MAY 1991	2			2	5.71
12	C	JAKUBSOVA Martina	JAKUBSOVA	1.86/6'1"	79/174	305	295	14 JUN 1988	4			4	11.43
13	L	SPACILOVA Kamila	SPACILOVA	1.74/5'9"	63/139	295	288	9 OCT 1988					
14		HOLUBCOVA Laura	HOLUBCOVA	1.85/6'1"	75/165	305	295	22 DEC 1989	1			1	2.86
16		SIRUCKOVA Anna	SIRUCKOVA	1.84/6'0"	74/163	300	295	27 AUG 1991	2	2		4	11.43

Head Coach Melicharek Zdenek

Assistant Coach Pavlik Jindrich

Results in this  
Universiade

Phase	Opponent	Sets	Points per Set
Preliminary	RUS	0 - 3	17-25, 17-25, 16-25

### USA - United States

No.	C/L	Name	Shirt Name	Height m / ft in	Weight kg / lbs	Highest Reach		Date of Birth	Tournament Totals				
						Spike cm	Block cm		Spike	Block	Serve	Total	%
2		MADONIA Gina	MADONIA	1.75/5'9"	61/134	280	275	28 JAN 1993					
3		KEATING Chelsea	KEATING	1.85/6'1"	80/176	305	299	20 JUL 1992	3	1	2	6	15.38
4	L	MCCARTY Tristan	MCCARTY	1.78/5'10"	68/150	285	280	23 DEC 1991					
5		SHURBET Bailey	SHURBET	1.78/5'10"	65/143	287	283	5 OCT 1994					
6	C	BRAND Katie	BRAND	1.85/6'1"	77/170	299	297	13 APR 1994	2			2	5.13
7		COOK Courtney	COOK	1.82/6'0"	70/154	299	297	26 JAN 1992	2			2	5.13
9		REININGER Katherine	REININGER	1.85/6'1"	75/165	302	299	31 AUG 1994	1	1		2	5.13
14		JOHNSON Taylor	JOHNSON	1.82/6'0"	77/170	307	302	24 AUG 1992	3			3	7.69
15		LANGHAIM Brookelyn	LANGHAIM	1.92/6'4"	77/170	305	299	30 JAN 1995					
16		KAUFMAN Dakota	KAUFMAN	1.85/6'1"	74/163	305	302	16 MAY 1992	3	1		4	10.26
17		PELGER Kaitlynn	PELGER	1.88/6'2"	69/152	299	297	28 MAY 1992	9	1	1	11	28.21
18		TRAXSON Courtney	TRAXSON	1.85/6'1"	71/157	305	299	4 MAR 1992	6	1	2	9	23.08


Head Coach FRITZ Susan

Assistant Coach HULSMAYER Jeffery

Results in this  
Universiade

Phase	Opponent	Sets	Points per Set
Preliminary	POL	0 - 3	17-25, 14-25, 20-25

LEGEND			
%	Percent of total team scoring	C	Team Captain
		L	Libero Player

Timing and Results provided by  TISSOT



TUE 9 JUL 2013  
 20:00  
 21:10

Match No: 12

**Match Results**  
 Результат / Отчет о матче

Match Duration: 1h 10m  
 Attendance: 900

**CZE vs USA**  
 3 0

Teams	Sets	1	2	3	Total
CZE	3	25	27	25	77
USA	0	14	25	14	53
Playing Time		18m	26m	20m	1h 04m

First Referee: ALNOAMAN Salem Abu Baker (UAE)

Second Referee: CHUNG Shu-Fang (TPE)

CZE - Czech Republic									
No	C/L	Name	1	2	3	4	5	Pts	
1		HALBICHOVA Iveta	1	2				3	
3		ONDERKOVA Sandra	6	4	6			7	
4		MUDROVA Zuzana	3	1				2	
6		SMIDOVA Monika		1	1			5	
7		NACHMILNEROVA Iva							
8		STRAKOVA Vendula	4	5	4			19	
10		HOLISOVA Katerina							
11		KOJDOVA Helena	5	6	5			11	
12	C	JAKUBSOVA Martina	2	3	2			2	
13	L	SPACILOVA Kamila	L	L	L				
14		HOLUBCOVA Laura		4	3			4	
16		SIRUCKOVA Anna							
Head Coach		Melicharek Zdenek							
Assistant Coach		Pavlik Jindrich							

USA - United States									
No	C/L	Name	1	2	3	4	5	Pts	
2		MADONIA Gina	14	14	14				
3		KEATING Chelsea	6	2	2			7	
4	L	MCCARTY Tristan	L	L	L				
5		SHURBET Bailey							
6	C	BRAND Katie	3	5	5			3	
7		COOK Courtney							
9		REININGER Katherine							
14		JOHNSON Taylor	5	1	1			9	
15		LANGHAIM Brookelyn							
16		KAUFMAN Dakota	1	3	3			10	
17		PELGER Kaitlynn	2	4	4			5	
18		TRAXSON Courtney	4	6	6			6	
Head Coach		FRITZ Susan							
Assistant Coach		HULSMAYER Jeffery							

**TEAM AND PLAYER PERFORMANCES**

Won	Total Atts	No Name	Scoring Skills	Won	Total Atts	No Name
<b>38</b>	<b>82</b>	<b>Total Team</b>		<b>26</b>	<b>89</b>	<b>Total Team</b>
18	30	8 STRAKOVA Vendula	Spike	7	20	16 KAUFMAN Dakota
6	9	3 ONDERKOVA Sandra		6	16	14 JOHNSON Taylor
5	17	11 KOJDOVA Helena		6	17	3 KEATING Chelsea
<b>5</b>	<b>37</b>	<b>Total Team</b>	Block	<b>10</b>	<b>40</b>	<b>Total Team</b>
2	6	11 KOJDOVA Helena		3	11	14 JOHNSON Taylor
1	8	8 STRAKOVA Vendula		2	7	16 KAUFMAN Dakota
1	2	1 HALBICHOVA Iveta	2	8	6 BRAND Katie	
<b>10</b>	<b>76</b>	<b>Total Team</b>	Serve	<b>4</b>	<b>54</b>	<b>Total Team</b>
4	12	11 KOJDOVA Helena		1	10	6 BRAND Katie
2	11	6 SMIDOVA Monika		1	6	16 KAUFMAN Dakota
2	9	14 HOLUBCOVA Laura	1	9	18 TRAXSON Courtney	
<b>24</b>		<b>Total Team</b>	Opp Error	<b>13</b>		<b>Total Team</b>
<b>77</b>	<b>195</b>	<b>Total Team</b>		<b>Total</b>	<b>53</b>	<b>183</b>
<b>19</b>	<b>48</b>	8 STRAKOVA Vendula	<b>Best Scorer</b>	<b>10</b>	<b>33</b>	16 KAUFMAN Dakota
<b>77 km/h</b>		8 STRAKOVA Vendula	<b>Fastest Serve</b>	<b>63 km/h</b>		3 KEATING Chelsea

LEGEND			
Atts	Attempts	C	Team Captain
L	Libero player	L	Substitute libero
n	Starting line-up where n = starting position on court (i.e. positions 1 to 6)	nn	Substitute where nn = jersey number of out going player
Opp	Opponent	Pts	Points scored

Timing and Results provided by TISSOT



TUE 9 JUL 2013  
20:00  
21:10

Match No: 12

### Match Statistics

статистика

Match Duration: 1h 10m  
Attendance: 900

**CZE vs USA**  
3 0

Teams	Sets	1	2	3	Total
CZE	3	25	27	25	77
USA	0	14	25	14	53
	Playing Time	18m	26m	20m	1h 04m

First Referee: ALNOAMAN Salem Abu Baker (UAE)


Second Referee: CHUNG Shu-Fang (TPE)

### CZE - Czech Republic


Scoring Spike

Limit 15.00%

Rk	No	Name	Spikes	Faults	Shots	Total Attempts	Eff %
1	8	STRAKOVA Vendula	18	5	7	30	43.33
2	11	KOJDOVA Helena	5	4	8	17	5.88
	12	JAKUBSOVA Martina	2	5	6	13	
	3	ONDERKOVA Sandra	6	1	2	9	
	6	SMIDOVA Monika	3	1	1	5	
	14	HOLUBCOVA Laura	1	1	2	4	
	4	MUDROVA Zuzana	2	-	1	3	
	1	HALBICHOVA Iveta	1	-	-	1	
	7	NACHMILNEROVA Iva	-	-	-	-	
	10	HOLISOVA Katerina	-	-	-	-	
	13	SPACILOVA Kamila	-	-	-	-	
	16	SIRUCKOVA Anna	-	-	-	-	
<b>Team Totals</b>			38	17	27	82	25.61

Scoring Block



Rk	No	Name	Kill Blocks	Faults	Rebounds	Total Attempts	Avg by Set
1	11	KOJDOVA Helena	2	1	3	6	0.67
2	8	STRAKOVA Vendula	1	2	5	8	0.33
2	14	HOLUBCOVA Laura	1	2	1	4	0.33
2	1	HALBICHOVA Iveta	1	1	-	2	0.33
5	12	JAKUBSOVA Martina	-	4	3	7	0.00
5	3	ONDERKOVA Sandra	-	1	4	5	0.00
5	4	MUDROVA Zuzana	-	1	3	4	0.00
5	6	SMIDOVA Monika	-	-	1	1	0.00
	7	NACHMILNEROVA Iva	-	-	-	-	
	10	HOLISOVA Katerina	-	-	-	-	
	13	SPACILOVA Kamila	-	-	-	-	
	16	SIRUCKOVA Anna	-	-	-	-	
<b>Team Totals</b>			5	12	20	37	1.67

Scoring Service


Rk	No	Name	Aces	Faults	Serve Hits	Total Attempts	Avg by Set
1	11	KOJDOVA Helena	4	1	7	12	1.33
2	6	SMIDOVA Monika	2	-	9	11	0.67
2	14	HOLUBCOVA Laura	2	1	6	9	0.67
4	3	ONDERKOVA Sandra	1	-	10	11	0.33
4	1	HALBICHOVA Iveta	1	1	3	5	0.33
6	12	JAKUBSOVA Martina	-	1	13	14	0.00
6	8	STRAKOVA Vendula	-	2	8	10	0.00
6	4	MUDROVA Zuzana	-	-	4	4	0.00
	7	NACHMILNEROVA Iva	-	-	-	-	
	10	HOLISOVA Katerina	-	-	-	-	
	13	SPACILOVA Kamila	-	-	-	-	
	16	SIRUCKOVA Anna	-	-	-	-	
<b>Team Totals</b>			10	6	60	76	3.33

Team

Opponent Errors & Team Faults	24
-------------------------------	----

Timing and Results provided by  TISSOT



TUE 9 JUL 2013  
20:00  
21:10

Match No: 12

**Match Statistics**  
статистика

Match Duration: 1h 10m  
Attendance: 900


**CZE vs USA**  
3 0

Teams	Sets	1	2	3	Total
CZE	3	25	27	25	77
USA	0	14	25	14	53
Playing Time		18m	26m	20m	1h 04m


First Referee: ALNOAMAN Salem Abu Baker (UAE)

Second Referee: CHUNG Shu-Fang (TPE)

**CZE - Czech Republic**

Non-Scoring Dig


Rk	No	Name	Digs	Faults	Receptions	Total Attempts	Avg by Set
1	12	JAKUBSOVA Martina	4	4	3	11	1.33
2	11	KOJDOVA Helena	3	3	5	11	1.00
3	6	SMIDOVA Monika	2	1	5	8	0.67
3	1	HALBICHOVA Iveta	2	-	4	6	0.67
3	8	STRAKOVA Vendula	2	2	2	6	0.67
6	13	SPACILOVA Kamila	1	2	3	6	0.33
6	3	ONDERKOVA Sandra	1	-	2	3	0.33
6	14	HOLUBCOVA Laura	1	1	1	3	0.33
9	4	MUDROVA Zuzana	-	1	2	3	0.00
	7	NACHMILNEROVA Iva	-	-	-	-	-
	10	HOLISOVA Katerina	-	-	-	-	-
	16	SIRUCKOVA Anna	-	-	-	-	-
<b>Team Totals</b>			16	14	27	57	5.33


Non-Scoring Set


Rk	No	Name	Running Sets	Faults	Still Sets	Total Attempts	Avg by Set
1	1	HALBICHOVA Iveta	15	-	13	28	5.00
2	6	SMIDOVA Monika	8	-	17	25	2.67
3	13	SPACILOVA Kamila	2	-	3	5	0.67
3	4	MUDROVA Zuzana	2	-	-	2	0.67
3	14	HOLUBCOVA Laura	2	-	-	2	0.67
6	3	ONDERKOVA Sandra	1	-	3	4	0.33
6	8	STRAKOVA Vendula	1	-	2	3	0.33
6	11	KOJDOVA Helena	1	-	2	3	0.33
	7	NACHMILNEROVA Iva	-	-	-	-	-
	10	HOLISOVA Katerina	-	-	-	-	-
	12	JAKUBSOVA Martina	-	-	-	-	-
	16	SIRUCKOVA Anna	-	-	-	-	-
<b>Team Totals</b>			32		40	72	10.67

Non-Scoring Reception

<b>Limit</b> 25.00%

Rk	No	Name	Excellents	Faults	Serve Receptions	Total Attempts	Succ %
1	12	JAKUBSOVA Martina	13	3	7	23	56.52
	13	SPACILOVA Kamila	8	-	3	11	
	11	KOJDOVA Helena	5	1	5	11	
	1	HALBICHOVA Iveta	-	-	-	-	
	3	ONDERKOVA Sandra	-	-	-	-	
	4	MUDROVA Zuzana	-	-	-	-	
	6	SMIDOVA Monika	-	-	-	-	
	7	NACHMILNEROVA Iva	-	-	-	-	
	8	STRAKOVA Vendula	-	-	-	-	
	10	HOLISOVA Katerina	-	-	-	-	
	14	HOLUBCOVA Laura	-	-	-	-	
	16	SIRUCKOVA Anna	-	-	-	-	
<b>Team Totals</b>			26	4	15	45	57.78

Timing and Results provided by  **TISSOT**





Match No: 12

### Match Statistics

статистика

Match Duration: 1h 10m  
Attendance: 900


**CZE vs USA**  
3 0


Teams	Sets	1	2	3	Total
CZE	3	25	27	25	77
USA	0	14	25	14	53
Playing Time		18m	26m	20m	1h 04m


First Referee: ALNOAMAN Salem Abu Baker (UAE)

Second Referee: CHUNG Shu-Fang (TPE)


### USA - United States

Scoring Spike	Rk	No	Name	Spikes	Faults	Shots	Total Attempts	Eff %	
	1	14	JOHNSON Taylor	6	1	9	16	31.25	
	2	3	KEATING Chelsea	6	2	9	17	23.53	
	3	16	KAUFMAN Dakota	7	6	7	20	5.00	
		17	PELGER Kaitlynn	4	5	8	17		
		18	TRAXSON Courtney	3	5	8	16		
		6	BRAND Katie	-	1	2	3		
		2	MADONIA Gina	-	-	-	-		
		4	MCCARTY Tristan	-	-	-	-		
		5	SHURBET Bailey	-	-	-	-		
		7	COOK Courtney	-	-	-	-		
		9	REININGER Katherine	-	-	-	-		
		15	LANGHAIM Brookelyn	-	-	-	-		
	<b>Limit</b>								
	<b>15.00%</b>								
	<b>Team Totals</b>				26	20	43	89	6.74

Scoring Block	Rk	No	Name	Kill Blocks	Faults	Rebounds	Total Attempts	Avg by Set	
	1	14	JOHNSON Taylor	3	2	6	11	1.00	
	2	6	BRAND Katie	2	4	2	8	0.67	
	2	16	KAUFMAN Dakota	2	2	3	7	0.67	
	2	18	TRAXSON Courtney	2	2	-	4	0.67	
	5	17	PELGER Kaitlynn	1	2	6	9	0.33	
	6	3	KEATING Chelsea	-	-	1	1	0.00	
		2	MADONIA Gina	-	-	-	-		
		4	MCCARTY Tristan	-	-	-	-		
		5	SHURBET Bailey	-	-	-	-		
		7	COOK Courtney	-	-	-	-		
		9	REININGER Katherine	-	-	-	-		
		15	LANGHAIM Brookelyn	-	-	-	-		
	<b>Team Totals</b>				10	12	18	40	3.33

Scoring Service	Rk	No	Name	Aces	Faults	Serve Hits	Total Attempts	Avg by Set	
	1	6	BRAND Katie	1	-	9	10	0.33	
	1	18	TRAXSON Courtney	1	1	7	9	0.33	
	1	3	KEATING Chelsea	1	2	6	9	0.33	
	1	16	KAUFMAN Dakota	1	-	5	6	0.33	
	5	17	PELGER Kaitlynn	-	2	6	8	0.00	
	5	2	MADONIA Gina	-	-	7	7	0.00	
	5	14	JOHNSON Taylor	-	2	3	5	0.00	
		4	MCCARTY Tristan	-	-	-	-		
		5	SHURBET Bailey	-	-	-	-		
		7	COOK Courtney	-	-	-	-		
		9	REININGER Katherine	-	-	-	-		
		15	LANGHAIM Brookelyn	-	-	-	-		
	<b>Team Totals</b>				4	7	43	54	1.33

<b>Team</b>	<b>Opponent Errors &amp; Team Faults</b>	13
-------------	--	----

Timing and Results provided by  TISSOT



TUE 9 JUL 2013  
20:00  
21:10

Match No: 12

Match Statistics  
статистика

Match Duration: 1h 10m  
Attendance: 900


CZE vs USA  
3 0


Teams	Sets	1	2	3	Total
CZE	3	25	27	25	77
USA	0	14	25	14	53
Playing Time		18m	26m	20m	1h 04m


First Referee: ALNOAMAN Salem Abu Baker (UAE)

Second Referee: CHUNG Shu-Fang (TPE)

USA - United States


Non-Scoring Dig	Rk	No	Name	Digs	Faults	Receptions	Total Attempts	Avg by Set	
	1	3	KEATING Chelsea	2	5	5	12	0.67	
	2	4	MCCARTY Tristan	1	8	6	15	0.33	
	2	17	PELGER Kaitlynn	1	2	4	7	0.33	
	2	2	MADONIA Gina	1	1	3	5	0.33	
	2	14	JOHNSON Taylor	1	1	3	5	0.33	
	2	18	TRAXSON Courtney	1	1	1	3	0.33	
	7	6	BRAND Katie	-	5	1	6	0.00	
	7	16	KAUFMAN Dakota	-	1	1	2	0.00	
		5	SHURBET Bailey	-	-	-	-	-	
		7	COOK Courtney	-	-	-	-	-	
		9	REININGER Katherine	-	-	-	-	-	
		15	LANGHAIM Brookelyn	-	-	-	-	-	
	<b>Team Totals</b>				7	24	24	55	2.33

Non-Scoring Set	Rk	No	Name	Running Sets	Faults	Still Sets	Total Attempts	Avg by Set	
	1	6	BRAND Katie	21	2	50	73	7.00	
	2	17	PELGER Kaitlynn	1	-	4	5	0.33	
	2	18	TRAXSON Courtney	1	-	-	1	0.33	
	4	3	KEATING Chelsea	-	-	3	3	0.00	
	4	2	MADONIA Gina	-	-	2	2	0.00	
	4	16	KAUFMAN Dakota	-	-	1	1	0.00	
		4	MCCARTY Tristan	-	-	-	-	-	
		5	SHURBET Bailey	-	-	-	-	-	
		7	COOK Courtney	-	-	-	-	-	
		9	REININGER Katherine	-	-	-	-	-	
		14	JOHNSON Taylor	-	-	-	-	-	
		15	LANGHAIM Brookelyn	-	-	-	-	-	
	<b>Team Totals</b>				23	2	60	85	7.67

Non-Scoring Reception	Rk	No	Name	Excellents	Faults	Serve Receptions	Total Attempts	Succ %	
	1	17	PELGER Kaitlynn	10	3	11	24	41.67	
	2	4	MCCARTY Tristan	11	5	16	32	34.38	
		2	MADONIA Gina	3	1	3	7		
		3	KEATING Chelsea	-	-	3	3		
		16	KAUFMAN Dakota	-	-	1	1		
		18	TRAXSON Courtney	-	-	1	1		
		14	JOHNSON Taylor	-	1	-	1		
		5	SHURBET Bailey	-	-	-	-		
		6	BRAND Katie	-	-	-	-		
		7	COOK Courtney	-	-	-	-		
		9	REININGER Katherine	-	-	-	-		
		15	LANGHAIM Brookelyn	-	-	-	-		
	<b>Team Totals</b>				24	10	35	69	34.78

LEGEND

Avg Average Eff% Efficiency Rk Rank Succ% Success %

Timing and Results provided by  TISSOT



Match No: 17

### Start List

Стартовый список

## USA vs RUS

First Referee: WANG Jun (CHN)

Second Referee: KANG Joo Hee (KOR)

### USA - United States White

No.	C/L	Name	Shirt Name	Height m / ft in	Weight kg / lbs	Highest Reach		Date of Birth	Tournament Totals					
						Spike cm	Block cm		Spike	Block	Serve	Total	%	
2		MADONIA Gina	MADONIA	1.75/5'9"	61/134	280	275	28 JAN 1993						
3		KEATING Chelsea	KEATING	1.85/6'1"	80/176	305	299	20 JUL 1992	9	1	3	13	16.46	
4	L	MCCARTY Tristan	MCCARTY	1.78/5'10"	68/150	285	280	23 DEC 1991						
5		SHURBET Bailey	SHURBET	1.78/5'10"	65/143	287	283	5 OCT 1994						
6	C	BRAND Katie	BRAND	1.85/6'1"	77/170	299	297	13 APR 1994	2	2	1	5	6.33	
7		COOK Courtney	COOK	1.82/6'0"	70/154	299	297	26 JAN 1992	2			2	2.53	
9		REININGER Katherine	REININGER	1.85/6'1"	75/165	302	299	31 AUG 1994	1	1		2	2.53	
14		JOHNSON Taylor	JOHNSON	1.82/6'0"	77/170	307	302	24 AUG 1992	9	3		12	15.19	
15		LANGHAIM Brookelyn	LANGHAIM	1.92/6'4"	77/170	305	299	30 JAN 1995						
16		KAUFMAN Dakota	KAUFMAN	1.85/6'1"	74/163	305	302	16 MAY 1992	10	3	1	14	17.72	
17		PELGER Kaitlynn	PELGER	1.88/6'2"	69/152	299	297	28 MAY 1992	13	2	1	16	20.25	
18		TRAXSON Courtney	TRAXSON	1.85/6'1"	71/157	305	299	4 MAR 1992	9	3	3	15	18.99	
Head Coach				FRITZ Susan		Assistant Coach				HULSMAYER Jeffery				

Results in this  
Universiade

Phase	Opponent	Sets	Points per Set
Preliminary	POL	0 - 3	17-25, 14-25, 20-25
Preliminary	CZE	0 - 3	14-25, 25-27, 14-25

### RUS - Russian Fed. Red

No.	C/L	Name	Shirt Name	Height m / ft in	Weight kg / lbs	Highest Reach		Date of Birth	Tournament Totals					
						Spike cm	Block cm		Spike	Block	Serve	Total	%	
1		BORODAKOVA-BORISENKO Maria	Borodakova	1.90/6'3"	80/176	301	297	8 MAR 1986	4	6	3	13	11.71	
2		SALINA Anastasia	Salina	1.81/5'11"	67/148	295	288	30 DEC 1988			2	2	1.80	
4		ZARYAZHKO Irina	Zaryazhko	1.96/6'5"	78/172	305	390	4 OCT 1991	12	2		14	12.61	
5		PASYNKOVA Aleksandra	Pasynkova	1.90/6'3"	75/165	313	305	14 APR 1987	15	4	2	21	18.92	
8		GONCHAROVA Natalya	Obmochaeva	1.94/6'4"	75/165	315	306	1 JUN 1989	24	2	3	29	26.13	
9		BONDAR Kseniia	Bondar	1.90/6'3"	73/161	305	300	1 FEB 1990	1			1	0.90	
10	C	PANKOVA Ekaterina	Pankova	1.78/5'10"	64/141	290	285	2 FEB 1990	1			1	0.90	
11		CHAPLINA Victoriia	Chaplina	1.88/6'2"	77/170	301	295	23 OCT 1988	17	4		21	18.92	
14		DIANSKAYA Natalia	Dianskaya	1.92/6'4"	64/141	310	295	7 MAR 1989						
17		MALYKH Natalia	Malykh	1.87/6'2"	65/143	308	297	8 DEC 1993	8			8	7.21	
19	L	MALOVA Anna	Malova	1.75/5'9"	72/159	286	290	16 APR 1990						
20		SHLYAKHOVAYA Anastasia	Shlyakhovaya	1.92/6'4"	69/152	313	307	5 OCT 1990		1		1	0.90	
Head Coach				MARICHEV Yury		Assistant Coach				KURNOSOV Igor				

Results in this  
Universiade

Phase	Opponent	Sets	Points per Set
Preliminary	CZE	3 - 0	25-17, 25-17, 25-16
Preliminary	POL	3 - 0	25-16, 25-15, 25-15

LEGEND			
%	Percent of total team scoring	C	Team Captain
L	Libero Player		

Timing and Results provided by TISSOT



Match No: 17

**Match Results**  
Результат / Отчет о матче

Match Duration: 1h 15m  
Attendance: 4300

**USA vs RUS**  
0 3

Teams	Sets	1	2	3	Total
USA	0	16	23	19	58
RUS	3	25	25	25	75
<b>Playing Time</b>		18m	25m	26m	1h 09m

First Referee: WANG Jun (CHN)

Second Referee: KANG Joo Hee (KOR)

USA - United States								
No	C/L	Name	1	2	3	4	5	Pts
2		MADONIA Gina						
3		KEATING Chelsea	6	1	6			10
4	L	MCCARTY Tristan	L	L	L			
5		SHURBET Bailey						
6	C	BRAND Katie	3	4	3			4
7		COOK Courtney	14	14	9			
9		REININGER Katherine			5			2
14		JOHNSON Taylor	5	6				1
15		LANGHAIM Brookelyn						
16		KAUFMAN Dakota	4	5	4			11
17		PELGER Kaitlynn	2	3	2			7
18		TRAXSON Courtney	1	2	1			6
<b>Head Coach</b>		FRITZ Susan						
<b>Assistant Coach</b>		HULSMEYER Jeffery						

RUS - Russian Fed.								
No	C/L	Name	1	2	3	4	5	Pts
1		BORODAKOVA-BORISENKO Maria	5					3
2		SALINA Anastasia		6	6			1
4		ZARYAZHKO Irina	2					3
5		PASYNKOVA Aleksandra	4	4				6
8		GONCHAROVA Natalya	3	2	2			9
9		BONDAR Kseniia		1	4			5
10	C	PANKOVA Ekaterina	6	17	17			1
11		CHAPLINA Victoriia	1		1			6
14		DIANSKAYA Natalia		2	2			3
17		MALYKH Natalia		3	3			8
19	L	MALOVA Anna		L	L			
20		SHLYAKHOVAYA Anastasia		5	5			5
<b>Head Coach</b>		MARICHEV Yuriy						
<b>Assistant Coach</b>		KURNOSOV Igor						

**TEAM AND PLAYER PERFORMANCES**

Won	Total Atts	No Name	Scoring Skills	Won	Total Atts	No Name
<b>30</b>	<b>100</b>	<b>Total Team</b>		<b>32</b>	<b>81</b>	<b>Total Team</b>
9	31	16 KAUFMAN Dakota	Spike	8	12	8 GONCHAROVA Natalya
7	15	3 KEATING Chelsea		6	15	17 MALYKH Natalia
6	20	17 PELGER Kaitlynn		4	13	9 BONDAR Kseniia
<b>4</b>	<b>31</b>	<b>Total Team</b>	Block	<b>10</b>	<b>49</b>	<b>Total Team</b>
1	8	6 BRAND Katie		2	5	17 MALYKH Natalia
1	2	18 TRAXSON Courtney		2	7	5 PASYNKOVA Aleksandra
1	5	16 KAUFMAN Dakota	1	4	1 BORODAKOVA-BORISENKO Maria	
<b>7</b>	<b>59</b>	<b>Total Team</b>	Serve	<b>8</b>	<b>74</b>	<b>Total Team</b>
3	10	6 BRAND Katie		2	14	14 DIANSKAYA Natalia
2	10	3 KEATING Chelsea		2	14	20 SHLYAKHOVAYA Anastasia
1	8	17 PELGER Kaitlynn	2	11	11 CHAPLINA Victoriia	
<b>17</b>		<b>Total Team</b>	Opp Error	<b>25</b>		<b>Total Team</b>
<b>58</b>	<b>190</b>	<b>Total Team</b>		<b>Total</b>	<b>75</b>	<b>204</b>
<b>11</b>	<b>46</b>	16 KAUFMAN Dakota	<b>Best Scorer</b>	<b>9</b>	<b>18</b>	8 GONCHAROVA Natalya
<b>66 km/h</b>		16 KAUFMAN Dakota	<b>Fastest Serve</b>	<b>75 km/h</b>		20 SHLYAKHOVAYA Anastasia

**LEGEND**

Atts Attempts  
L Libero player  
n Starting line-up where n = starting position on court (i.e. positions 1 to 6)  
Opp Opponent

C Team Captain  
L Substitute libero  
nn Substitute where nn = jersey number of out going player  
Pts Points scored

Timing and Results provided by **TISSOT**



WED 10 JUL 2013  
18:00  
19:15

Match No: 17

### Match Statistics

статистика

Match Duration: 1h 15m  
Attendance: 4300

USA vs RUS  
0 3

Teams	Sets	1	2	3	Total
USA	0	16	23	19	58
RUS	3	25	25	25	75
Playing Time		18m	25m	26m	1h 09m

First Referee: WANG Jun (CHN)


Second Referee: KANG Joo Hee (KOR)

### USA - United States

Scoring Spike

Limit 15.00%

Rk	No	Name	Spikes	Faults	Shots	Total Attempts	Eff %
1	3	KEATING Chelsea	7	2	6	15	33.33
2	17	PELGER Kaitlynn	6	3	11	20	15.00
	16	KAUFMAN Dakota	9	9	13	31	
	18	TRAXSON Courtney	5	5	10	20	
	14	JOHNSON Taylor	1	2	4	7	
	9	REININGER Katherine	2	1	2	5	
	6	BRAND Katie	-	1	1	2	
	2	MADONIA Gina	-	-	-	-	
	4	MCCARTY Tristan	-	-	-	-	
	5	SHURBET Bailey	-	-	-	-	
	7	COOK Courtney	-	-	-	-	
	15	LANGHAIM Brookelyn	-	-	-	-	
Team Totals			30	23	47	100	7.00

Scoring Block


Rk	No	Name	Kill Blocks	Faults	Rebounds	Total Attempts	Avg by Set
1	6	BRAND Katie	1	-	7	8	0.33
1	16	KAUFMAN Dakota	1	2	2	5	0.33
1	3	KEATING Chelsea	1	2	1	4	0.33
1	18	TRAXSON Courtney	1	-	1	2	0.33
5	14	JOHNSON Taylor	-	5	1	6	0.00
5	9	REININGER Katherine	-	1	3	4	0.00
5	17	PELGER Kaitlynn	-	2	-	2	0.00
	2	MADONIA Gina	-	-	-	-	
	4	MCCARTY Tristan	-	-	-	-	
	5	SHURBET Bailey	-	-	-	-	
	7	COOK Courtney	-	-	-	-	
	15	LANGHAIM Brookelyn	-	-	-	-	
Team Totals			4	12	15	31	1.33

Scoring Service


Rk	No	Name	Aces	Faults	Serve Hits	Total Attempts	Avg by Set
1	6	BRAND Katie	3	1	6	10	1.00
2	3	KEATING Chelsea	2	1	7	10	0.67
3	16	KAUFMAN Dakota	1	2	7	10	0.33
3	17	PELGER Kaitlynn	1	1	6	8	0.33
5	18	TRAXSON Courtney	-	3	10	13	0.00
5	9	REININGER Katherine	-	2	2	4	0.00
5	7	COOK Courtney	-	-	3	3	0.00
5	14	JOHNSON Taylor	-	-	1	1	0.00
	2	MADONIA Gina	-	-	-	-	
	4	MCCARTY Tristan	-	-	-	-	
	5	SHURBET Bailey	-	-	-	-	
	15	LANGHAIM Brookelyn	-	-	-	-	
Team Totals			7	10	42	59	2.33

Team

Opponent Errors & Team Faults	17	1
-------------------------------	----	---

Timing and Results provided by  TISSOT





WED 10 JUL 2013  
18:00  
19:15

Match No: 17

### Match Statistics

статистика

Match Duration: 1h 15m  
Attendance: 4300


USA vs RUS  
0 3


Teams	Sets	1	2	3	Total
USA	0	16	23	19	58
RUS	3	25	25	25	75
	Playing Time	18m	25m	26m	1h 09m


First Referee: WANG Jun (CHN)


Second Referee: KANG Joo Hee (KOR)

### USA - United States

Non-Scoring Dig	Rk	No	Name	Digs	Faults	Receptions	Total Attempts	Avg by Set	
	1	17	PELGER Kaitlynn	5	3	2	10	1.67	
	2	4	MCCARTY Tristan	3	3	6	12	1.00	
	2	16	KAUFMAN Dakota	3	1	2	6	1.00	
	4	3	KEATING Chelsea	2	6	7	15	0.67	
	5	7	COOK Courtney	1	-	-	1	0.33	
	6	6	BRAND Katie	-	4	15	19	0.00	
	6	18	TRAXSON Courtney	-	1	-	1	0.00	
		2	MADONIA Gina	-	-	-	-	-	
		5	SHURBET Bailey	-	-	-	-	-	
		9	REININGER Katherine	-	-	-	-	-	
		14	JOHNSON Taylor	-	-	-	-	-	
		15	LANGHAIM Brookelyn	-	-	-	-	-	
	<b>Team Totals</b>				14	18	32	64	4.67

Non-Scoring Set	Rk	No	Name	Running Sets	Faults	Still Sets	Total Attempts	Avg by Set	
	1	6	BRAND Katie	25	-	48	73	8.33	
	2	17	PELGER Kaitlynn	3	-	6	9	1.00	
	3	3	KEATING Chelsea	1	-	2	3	0.33	
	4	4	MCCARTY Tristan	-	-	3	3	0.00	
	4	7	COOK Courtney	-	-	1	1	0.00	
	4	16	KAUFMAN Dakota	-	-	1	1	0.00	
		2	MADONIA Gina	-	-	-	-	-	
		5	SHURBET Bailey	-	-	-	-	-	
		9	REININGER Katherine	-	-	-	-	-	
		14	JOHNSON Taylor	-	-	-	-	-	
		15	LANGHAIM Brookelyn	-	-	-	-	-	
		18	TRAXSON Courtney	-	-	-	-	-	
	<b>Team Totals</b>				29		61	90	9.67

Non-Scoring Reception	Rk	No	Name	Excellents	Faults	Serve Receptions	Total Attempts	Succ %	
	1	4	MCCARTY Tristan	10	1	11	22	45.45	
	2	17	PELGER Kaitlynn	5	3	22	30	16.67	
		7	COOK Courtney	3	2	3	8		
		18	TRAXSON Courtney	1	2	-	3		
		3	KEATING Chelsea	-	-	2	2		
		2	MADONIA Gina	-	-	-	-		
		5	SHURBET Bailey	-	-	-	-		
		6	BRAND Katie	-	-	-	-		
		9	REININGER Katherine	-	-	-	-		
		14	JOHNSON Taylor	-	-	-	-		
		15	LANGHAIM Brookelyn	-	-	-	-		
		16	KAUFMAN Dakota	-	-	-	-		
	<b>Limit</b>								
	<b>25.00%</b>				19	8	38	65	29.23

Timing and Results provided by  TISSOT



WED 10 JUL 2013  
18:00  
19:15

Match No: 17

### Match Statistics

статистика

Match Duration: 1h 15m  
Attendance: 4300

USA vs RUS  
0 3

Teams	Sets	1	2	3	Total
USA	0	16	23	19	58
RUS	3	25	25	25	75
Playing Time		18m	25m	26m	1h 09m

First Referee: WANG Jun (CHN)


Second Referee: KANG Joo Hee (KOR)

### RUS - Russian Fed.

Scoring Spike

Limit 15.00%

Rk	No	Name	Spikes	Faults	Shots	Total Attempts	Eff %
1	17	MALYKH Natalia	6	3	6	15	20.00
	5	PASYNKOVA Aleksandra	4	2	8	14	
	9	BONDAR Kseniia	4	1	8	13	
	8	GONCHAROVA Natalya	8	-	4	12	
	11	CHAPLINA Victoriia	4	4	3	11	
	20	SHLYAKHOVAYA Anastasia	2	1	4	7	
	1	BORODAKOVA-BORISENKO Maria	2	1	1	4	
	4	ZARYAZHKO Irina	1	-	1	2	
	14	DIANSKAYA Natalia	-	-	2	2	
	10	PANKOVA Ekaterina	1	-	-	1	
	2	SALINA Anastasia	-	-	-	-	
	19	MALOVA Anna	-	-	-	-	
Team Totals			32	12	37	81	24.69

Scoring Block


Rk	No	Name	Kill Blocks	Faults	Rebounds	Total Attempts	Avg by Set
1	5	PASYNKOVA Aleksandra	2	4	1	7	0.67
1	17	MALYKH Natalia	2	2	1	5	0.67
3	14	DIANSKAYA Natalia	1	4	6	11	0.33
3	20	SHLYAKHOVAYA Anastasia	1	5	4	10	0.33
3	1	BORODAKOVA-BORISENKO Maria	1	-	3	4	0.33
3	8	GONCHAROVA Natalya	1	1	2	4	0.33
3	4	ZARYAZHKO Irina	1	1	-	2	0.33
3	2	SALINA Anastasia	1	-	-	1	0.33
9	9	BONDAR Kseniia	-	1	3	4	0.00
9	10	PANKOVA Ekaterina	-	-	1	1	0.00
	11	CHAPLINA Victoriia	-	-	-	-	
	19	MALOVA Anna	-	-	-	-	
Team Totals			10	18	21	49	3.33

Scoring Service


Rk	No	Name	Aces	Faults	Serve Hits	Total Attempts	Avg by Set
1	14	DIANSKAYA Natalia	2	-	12	14	0.67
1	20	SHLYAKHOVAYA Anastasia	2	1	11	14	0.67
1	11	CHAPLINA Victoriia	2	2	7	11	0.67
4	4	ZARYAZHKO Irina	1	-	5	6	0.33
4	9	BONDAR Kseniia	1	-	3	4	0.33
6	5	PASYNKOVA Aleksandra	-	1	7	8	0.00
6	10	PANKOVA Ekaterina	-	1	5	6	0.00
6	17	MALYKH Natalia	-	1	4	5	0.00
6	1	BORODAKOVA-BORISENKO Maria	-	-	2	2	0.00
6	2	SALINA Anastasia	-	-	2	2	0.00
6	8	GONCHAROVA Natalya	-	1	1	2	0.00
	19	MALOVA Anna	-	-	-	-	
Team Totals			8	7	59	74	2.67

Team

Opponent Errors & Team Faults	25	1

Timing and Results provided by  TISSOT



WED 10 JUL 2013  
18:00  
19:15

Match No: 17

Match Statistics  
статистика

Match Duration: 1h 15m  
Attendance: 4300


USA vs RUS  
0 3

Teams	Sets	1	2	3	Total
USA	0	16	23	19	58
RUS	3	25	25	25	75
	Playing Time	18m	25m	26m	1h 09m


First Referee: WANG Jun (CHN)

Second Referee: KANG Joo Hee (KOR)

RUS - Russian Fed.

Non-Scoring Dig


Rk	No	Name	Digs	Faults	Receptions	Total Attempts	Avg by Set
1	19	MALOVA Anna	8	7	6	21	2.67
2	11	CHAPLINA Victoriia	4	-	-	4	1.33
3	5	PASYNKOVA Aleksandra	3	1	1	5	1.00
4	14	DIANSKAYA Natalia	1	1	7	9	0.33
4	10	PANKOVA Ekaterina	1	2	3	6	0.33
4	17	MALYKH Natalia	1	-	3	4	0.33
4	8	GONCHAROVA Natalya	1	1	2	4	0.33
8	2	SALINA Anastasia	-	1	3	4	0.00
8	9	BONDAR Kseniia	-	-	2	2	0.00
8	20	SHLYAKHOVAYA Anastasia	-	-	2	2	0.00
	1	BORODAKOVA-BORISENKO Maria	-	-	-	-	-
	4	ZARYAZHKO Irina	-	-	-	-	-
<b>Team Totals</b>			19	13	29	61	6.33

Non-Scoring Set


Rk	No	Name	Running Sets	Faults	Still Sets	Total Attempts	Avg by Set
1	10	PANKOVA Ekaterina	13	-	16	29	4.33
2	2	SALINA Anastasia	10	-	21	31	3.33
3	19	MALOVA Anna	3	-	3	6	1.00
4	20	SHLYAKHOVAYA Anastasia	2	-	-	2	0.67
5	9	BONDAR Kseniia	1	1	1	3	0.33
5	1	BORODAKOVA-BORISENKO Maria	1	-	-	1	0.33
7	5	PASYNKOVA Aleksandra	-	-	3	3	0.00
7	14	DIANSKAYA Natalia	-	-	2	2	0.00
7	17	MALYKH Natalia	-	-	2	2	0.00
	4	ZARYAZHKO Irina	-	-	-	-	-
	8	GONCHAROVA Natalya	-	-	-	-	-
	11	CHAPLINA Victoriia	-	-	-	-	-
<b>Team Totals</b>			30	1	48	79	10.00

Non-Scoring Reception

<b>Limit</b>
25.00%

Rk	No	Name	Excellents	Faults	Serve Receptions	Total Attempts	Succ %
	5	PASYNKOVA Aleksandra	6	4	5	15	
	9	BONDAR Kseniia	-	1	10	11	
	11	CHAPLINA Victoriia	5	2	3	10	
	19	MALOVA Anna	4	-	4	8	
	17	MALYKH Natalia	-	-	1	1	
	1	BORODAKOVA-BORISENKO Maria	-	-	-	-	
	2	SALINA Anastasia	-	-	-	-	
	4	ZARYAZHKO Irina	-	-	-	-	
	8	GONCHAROVA Natalya	-	-	-	-	
	10	PANKOVA Ekaterina	-	-	-	-	
	14	DIANSKAYA Natalia	-	-	-	-	
	20	SHLYAKHOVAYA Anastasia	-	-	-	-	
<b>Team Totals</b>			15	7	23	45	33.33

LEGEND Avg Average Eff% Efficiency Rk Rank Succ% Success %

Timing and Results provided by  TISSOT



Match No: 18

## Start List

Стартовый список

## POL vs CZE

First Referee: SANMI Yoko (JPN)

Second Referee: PIMTHONGKHONBURI Sasirapa (THA)

### POL - Poland Blue

No.	C/L	Name	Shirt Name	Height m / ft in	Weight kg / lbs	Highest Reach		Date of Birth	Tournament Totals				
						Spike cm	Block cm		Spike	Block	Serve	Total	%
2		GREJMAN Anna	Grejman	1.83/6'0"	63/139	307	290	8 JUN 1993	14	1	1	16	18.18
3		SZYMANSKA Marta	Szymanska	1.78/5'10"	62/137	300	280	26 FEB 1986	4		1	5	5.68
4		KURNIKOWSKA Natalia	Kurnikowska	1.84/6'0"	68/150	300	285	13 JAN 1992	15		5	20	22.73
5		SLIWINSKA Ewa	Sliwinska	1.82/6'0"	68/150	303	289	27 APR 1993	6	1		7	7.95
7		LUKASIK Justyna	Lukasik	1.88/6'2"	74/163	305	291	27 JAN 1993	3		1	4	4.55
8	C	WILK Dorota	Wilk	1.78/5'10"	66/146	302	285	28 APR 1988			1	1	1.14
10		POLEC Katarzyna	Polec	1.90/6'3"	74/163	309	195	13 FEB 1989	9	1		10	11.36
11	L	MEDYNSKA Dorota	Dorota	1.70/5'7"	61/134	280	261	25 APR 1993					
14		KALISZUK Tamara	Kaliszuk	1.80/5'11"	76/168	296	292	20 MAR 1990	12	3		15	17.05
15		RACZYNSKA Justyna	Raczynska	1.80/5'11"	72/159	300	280	12 SEP 1987	1	2		3	3.41
16	L	DURAJCZYK Agata	Durajczyk	1.70/5'7"	63/139	280	260	19 AUG 1989					
18		SIKORSKA Aleksandra	Sikorska	1.86/6'1"	71/157	306	286	28 APR 1993	5	1	1	7	7.95

Head Coach POPIK Wieslaw

Assistant Coach GASIOR Rafal

Results in this  
Universiade

Phase	Opponent	Sets	Points per Set
Preliminary	USA	3 - 0	25-17, 25-14, 25-20
Preliminary	RUS	0 - 3	16-25, 15-25, 15-25

### CZE - Czech Republic Red

No.	C/L	Name	Shirt Name	Height m / ft in	Weight kg / lbs	Highest Reach		Date of Birth	Tournament Totals				
						Spike cm	Block cm		Spike	Block	Serve	Total	%
1		HALBICHOVA Iveta	HALBICHOVA	1.78/5'10"	67/148	290	285	19 DEC 1989	1	1	2	4	4.55
3		ONDERKOVA Sandra	ONDERKOVA	1.83/6'0"	82/181	296	286	8 MAR 1987	10		1	11	12.50
4		MUDROVA Zuzana	MUDROVA	1.86/6'1"	80/176	305	295	30 JAN 1993	5			5	5.68
6		SMIDOVA Monika	SMIDOVA	1.83/6'0"	71/157	300	289	13 JAN 1992	4		2	6	6.82
7		NACHMILNEROVA Iva	NACHMILNER	1.91/6'3"	81/179	301	291	20 SEP 1988	1	1		2	2.27
8		STRAKOVA Vendula	STRAKOVA	1.81/5'11"	73/161	305	295	19 SEP 1991	26	1	3	30	34.09
10		HOLISOVA Katerina	HOLISOVA	1.76/5'9"	67/148	290	275	10 JAN 1988	2			2	2.27
11		KOJDOVA Helena	KOJDOVA	1.80/5'11"	65/143	301	290	12 MAY 1991	7	2	4	13	14.77
12	C	JAKUBSOVA Martina	JAKUBSOVA	1.86/6'1"	79/174	305	295	14 JUN 1988	6			6	6.82
13	L	SPACILOVA Kamila	SPACILOVA	1.74/5'9"	63/139	295	288	9 OCT 1988					
14		HOLUBCOVA Laura	HOLUBCOVA	1.85/6'1"	75/165	305	295	22 DEC 1989	2	1	2	5	5.68
16		SIRUCKOVA Anna	SIRUCKOVA	1.84/6'0"	74/163	300	295	27 AUG 1991	2	2		4	4.55


Head Coach Melicharek Zdenek

Assistant Coach Pavlik Jindrich

Results in this  
Universiade

Phase	Opponent	Sets	Points per Set
Preliminary	RUS	0 - 3	17-25, 17-25, 16-25
Preliminary	USA	3 - 0	25-14, 27-25, 25-14

LEGEND			
%	Percent of total team scoring	C	Team Captain
L	Libero Player		

Timing and Results provided by  TISSOT



Match No: 18

### Match Results

Результат / Отчет о матче

Match Duration: 1h 27m  
Attendance: 480

**POL vs CZE**  
3 0

Teams	Sets	1	2	3	Total
POL	3	25	25	25	75
CZE	0	23	16	22	61
Playing Time		25m	26m	30m	1h 21m

First Referee: SANMI Yoko (JPN)

Second Referee: PIMTHONGKHONBURI Sasiprapa (THA)

POL - Poland									
No	C/L	Name	1	2	3	4	5	Pts	
2		GREJMAN Anna	5	5	5			11	
3		SZYMANSKA Marta	1	1	1				
4		KURNIKOWSKA Natalia	2	2	2			19	
5		SLIWINSKA Ewa	3	3	3			4	
7		LUKASIK Justyna							
8	C	WILK Dorota	14	14	14				
10		POLEC Katarzyna	3	3	3			7	
11	L	MEDYNSKA Dorota	L	L	L				
14		KALISZUK Tamara	4	4	3			10	
15		RACZYNSKA Justyna							
16	L	DURAJCZYK Agata							
18		SIKORSKA Aleksandra	6	6	6			10	
Head Coach		POPIK Wieslaw							
Assistant Coach		GASIOR Rafal							

CZE - Czech Republic									
No	C/L	Name	1	2	3	4	5	Pts	
1		HALBICHOVA Iveta		6	6				
3		ONDERKOVA Sandra	1	6	6			2	
4		MUDROVA Zuzana							
6		SMIDOVA Monika	2	1	1				
7		NACHMILNEROVA Iva	3						
8		STRAKOVA Vendula	5	4	4			8	
10		HOLISOVA Katerina		12				2	
11		KOJDOVA Helena	6	5	5			12	
12	C	JAKUBSOVA Martina	3	2	2			6	
13	L	SPACILOVA Kamila	L	L	L				
14		HOLUBCOVA Laura	4	3	3			8	
16		SIRUCKOVA Anna		8	8			4	
Head Coach		Melicharek Zdenek							
Assistant Coach		Pavlik Jindrich							

### TEAM AND PLAYER PERFORMANCES

Won	Total Atts	No Name	Scoring Skills	Won	Total Atts	No Name
40	113	<b>Total Team</b>		32	123	<b>Total Team</b>
14	39	4 KURNIKOWSKA Natalia	Spike	8	26	11 KOJDOVA Helena
9	29	14 KALISZUK Tamara		7	23	8 STRAKOVA Vendula
5	7	18 SIKORSKA Aleksandra		6	12	14 HOLUBCOVA Laura
14	51	<b>Total Team</b>	Block	9	43	<b>Total Team</b>
4	7	2 GREJMAN Anna		3	5	11 KOJDOVA Helena
4	15	18 SIKORSKA Aleksandra		2	3	16 SIRUCKOVA Anna
3	11	10 POLEC Katarzyna	2	9	14 HOLUBCOVA Laura	
7	74	<b>Total Team</b>	Serve	1	62	<b>Total Team</b>
4	15	4 KURNIKOWSKA Natalia		1	11	11 KOJDOVA Helena
2	17	2 GREJMAN Anna				
1	15	18 SIKORSKA Aleksandra				
14		<b>Total Team</b>	Opp Error	19		<b>Total Team</b>
75	238	<b>Total Team</b>	Total	61	228	<b>Total Team</b>
19	61	4 KURNIKOWSKA Natalia	Best Scorer	12	42	11 KOJDOVA Helena

LEGEND			
Atts	Attempts	C	Team Captain
L	Libero player	L	Substitute libero
n	Starting line-up where n = starting position on court (i.e. positions 1 to 6)	nn	Substitute where nn = jersey number of out going player
Opp	Opponent	Pts	Points scored

Timing and Results provided by TISSOT





Match No: 18

### Match Statistics

статистика

Match Duration: 1h 27m  
Attendance: 480

**POL vs CZE**  
3 0

Teams	Sets	1	2	3	Total
<b>POL</b>	<b>3</b>	25	25	25	75
<b>CZE</b>	<b>0</b>	23	16	22	61
<b>Playing Time</b>		25m	26m	30m	1h 21m

First Referee: SANMI Yoko (JPN)

Second Referee: PIMTHONGKHONBURI Sasiprapa (THA)

### POL - Poland

Scoring Spike

<b>Limit</b>
<b>15.00%</b>

Rk	No	Name	Spikes	Faults	Shots	Total Attempts	Eff %
1	4	KURNIKOWSKA Natalia	14	5	20	39	23.08
2	2	GREJMAN Anna	5	2	14	21	14.29
3	14	KALISZUK Tamara	9	8	12	29	3.45
	10	POLEC Katarzyna	4	1	3	8	
	18	SIKORSKA Aleksandra	5	-	2	7	
	5	SLIWINSKA Ewa	3	1	2	6	
	3	SZYMANSKA Marta	-	1	2	3	
	7	LUKASIK Justyna	-	-	-	-	
	8	WILK Dorota	-	-	-	-	
	11	MEDYNSKA Dorota	-	-	-	-	
	15	RACZYNSKA Justyna	-	-	-	-	
	16	DURAJCZYK Agata	-	-	-	-	
<b>Team Totals</b>			<b>40</b>	<b>18</b>	<b>55</b>	<b>113</b>	<b>19.47</b>

Scoring Block



Rk	No	Name	Kill Blocks	Faults	Rebounds	Total Attempts	Avg by Set
1	18	SIKORSKA Aleksandra	4	5	6	15	1.33
1	2	GREJMAN Anna	4	1	2	7	1.33
3	10	POLEC Katarzyna	3	1	7	11	1.00
4	4	KURNIKOWSKA Natalia	1	3	3	7	0.33
4	14	KALISZUK Tamara	1	1	3	5	0.33
4	5	SLIWINSKA Ewa	1	2	1	4	0.33
7	3	SZYMANSKA Marta	-	-	2	2	0.00
	7	LUKASIK Justyna	-	-	-	-	
	8	WILK Dorota	-	-	-	-	
	11	MEDYNSKA Dorota	-	-	-	-	
	15	RACZYNSKA Justyna	-	-	-	-	
	16	DURAJCZYK Agata	-	-	-	-	
<b>Team Totals</b>			<b>14</b>	<b>13</b>	<b>24</b>	<b>51</b>	<b>4.67</b>

Scoring Service


Rk	No	Name	Aces	Faults	Serve Hits	Total Attempts	Avg by Set
1	4	KURNIKOWSKA Natalia	4	2	9	15	1.33
2	2	GREJMAN Anna	2	1	14	17	0.67
3	18	SIKORSKA Aleksandra	1	1	13	15	0.33
4	3	SZYMANSKA Marta	-	-	10	10	0.00
4	10	POLEC Katarzyna	-	-	8	8	0.00
4	14	KALISZUK Tamara	-	2	3	5	0.00
4	8	WILK Dorota	-	1	2	3	0.00
4	5	SLIWINSKA Ewa	-	-	1	1	0.00
	7	LUKASIK Justyna	-	-	-	-	
	11	MEDYNSKA Dorota	-	-	-	-	
	15	RACZYNSKA Justyna	-	-	-	-	
	16	DURAJCZYK Agata	-	-	-	-	
<b>Team Totals</b>			<b>7</b>	<b>7</b>	<b>60</b>	<b>74</b>	<b>2.33</b>

Team

<b>Opponent Errors &amp; Team Faults</b>	14
--	----

Timing and Results provided by  **TISSOT**



Match No: 18

### Match Statistics

статистика

Match Duration: 1h 27m  
Attendance: 480


**POL vs CZE**  
3 0

Teams	Sets	1	2	3	Total
<b>POL</b>	<b>3</b>	25	25	25	75
<b>CZE</b>	<b>0</b>	23	16	22	61
<b>Playing Time</b>		25m	26m	30m	1h 21m


First Referee: SANMI Yoko (JPN)

Second Referee: PIMTHONGKHONBURI Sasiprapa (THA)

### POL - Poland

Non-Scoring Dig


Rk	No	Name	Digs	Faults	Receptions	Total Attempts	Avg by Set
1	11	MEDYNSKA Dorota	10	1	6	17	3.33
2	2	GREJMAN Anna	3	4	6	13	1.00
3	18	SIKORSKA Aleksandra	2	1	3	6	0.67
4	10	POLEC Katarzyna	1	1	5	7	0.33
4	14	KALISZUK Tamara	1	1	5	7	0.33
4	8	WILK Dorota	1	-	1	2	0.33
7	4	KURNIKOWSKA Natalia	-	-	8	8	0.00
7	3	SZYMANSKA Marta	-	2	6	8	0.00
	5	SLIWINSKA Ewa	-	-	-	-	-
	7	LUKASIK Justyna	-	-	-	-	-
	15	RACZYNSKA Justyna	-	-	-	-	-
	16	DURAJCZYK Agata	-	-	-	-	-
<b>Team Totals</b>			18	10	40	68	6.00

Non-Scoring Set


Rk	No	Name	Running Sets	Faults	Still Sets	Total Attempts	Avg by Set
1	3	SZYMANSKA Marta	25	1	36	62	8.33
2	8	WILK Dorota	7	-	13	20	2.33
3	2	GREJMAN Anna	2	-	-	2	0.67
4	10	POLEC Katarzyna	1	-	2	3	0.33
4	4	KURNIKOWSKA Natalia	1	-	1	2	0.33
6	11	MEDYNSKA Dorota	-	-	4	4	0.00
6	14	KALISZUK Tamara	-	1	2	3	0.00
6	18	SIKORSKA Aleksandra	-	-	2	2	0.00
	5	SLIWINSKA Ewa	-	-	-	-	-
	7	LUKASIK Justyna	-	-	-	-	-
	15	RACZYNSKA Justyna	-	-	-	-	-
	16	DURAJCZYK Agata	-	-	-	-	-
<b>Team Totals</b>			36	2	60	98	12.00

Non-Scoring Reception

<b>Limit</b> 25.00%

Rk	No	Name	Excellents	Faults	Serve Receptions	Total Attempts	Succ %
1	11	MEDYNSKA Dorota	6	-	15	21	28.57
2	2	GREJMAN Anna	2	1	21	24	8.33
	4	KURNIKOWSKA Natalia	-	-	7	7	-
	3	SZYMANSKA Marta	-	-	-	-	-
	5	SLIWINSKA Ewa	-	-	-	-	-
	7	LUKASIK Justyna	-	-	-	-	-
	8	WILK Dorota	-	-	-	-	-
	10	POLEC Katarzyna	-	-	-	-	-
	14	KALISZUK Tamara	-	-	-	-	-
	15	RACZYNSKA Justyna	-	-	-	-	-
	16	DURAJCZYK Agata	-	-	-	-	-
	18	SIKORSKA Aleksandra	-	-	-	-	-
<b>Team Totals</b>			8	1	43	52	15.38



Match No: 18

### Match Statistics

статистика

Match Duration: 1h 27m  
Attendance: 480

**POL vs CZE**  
3 0

Teams	Sets	1	2	3	Total
<b>POL</b>	<b>3</b>	25	25	25	75
<b>CZE</b>	<b>0</b>	23	16	22	61
<b>Playing Time</b>		25m	26m	30m	1h 21m

First Referee: SANMI Yoko (JPN)

Second Referee: PIMTHONGKHONBURI Sasiprapa (THA)

### CZE - Czech Republic

Scoring Spike

<b>Limit</b>
<b>15.00%</b>

Rk	No	Name	Spikes	Faults	Shots	Total Attempts	Eff %
1	11	KOJDOVA Helena	8	1	17	26	26.92
2	12	JAKUBSOVA Martina	5	1	15	21	19.05
3	8	STRAKOVA Vendula	7	5	11	23	8.70
	16	SIRUCKOVA Anna	2	3	8	13	
	14	HOLUBCOVA Laura	6	-	6	12	
	3	ONDERKOVA Sandra	2	2	6	10	
	10	HOLISOVA Katerina	2	2	3	7	
	6	SMIDOVA Monika	-	-	5	5	
	1	HALBICHOVA Iveta	-	-	2	2	
	7	NACHMILNEROVA Iva	-	-	2	2	
	13	SPACILOVA Kamila	-	1	1	2	
	4	MUDROVA Zuzana	-	-	-	-	
<b>Team Totals</b>			<b>32</b>	<b>15</b>	<b>76</b>	<b>123</b>	<b>13.82</b>

Scoring Block


Rk	No	Name	Kill Blocks	Faults	Rebounds	Total Attempts	Avg by Set
1	11	KOJDOVA Helena	3	1	1	5	1.00
2	14	HOLUBCOVA Laura	2	1	6	9	0.67
2	16	SIRUCKOVA Anna	2	-	1	3	0.67
4	12	JAKUBSOVA Martina	1	3	1	5	0.33
4	8	STRAKOVA Vendula	1	-	3	4	0.33
6	3	ONDERKOVA Sandra	-	2	4	6	0.00
6	1	HALBICHOVA Iveta	-	1	4	5	0.00
6	6	SMIDOVA Monika	-	1	4	5	0.00
6	13	SPACILOVA Kamila	-	-	1	1	0.00
	4	MUDROVA Zuzana	-	-	-	-	
	7	NACHMILNEROVA Iva	-	-	-	-	
	10	HOLISOVA Katerina	-	-	-	-	
<b>Team Totals</b>			<b>9</b>	<b>9</b>	<b>25</b>	<b>43</b>	<b>3.00</b>

Scoring Service


Rk	No	Name	Aces	Faults	Serve Hits	Total Attempts	Avg by Set
1	11	KOJDOVA Helena	1	-	10	11	0.33
2	14	HOLUBCOVA Laura	-	2	8	10	0.00
2	3	ONDERKOVA Sandra	-	-	9	9	0.00
2	12	JAKUBSOVA Martina	-	1	8	9	0.00
2	6	SMIDOVA Monika	-	1	7	8	0.00
2	8	STRAKOVA Vendula	-	2	6	8	0.00
2	10	HOLISOVA Katerina	-	-	5	5	0.00
2	1	HALBICHOVA Iveta	-	-	1	1	0.00
2	16	SIRUCKOVA Anna	-	-	1	1	0.00
	4	MUDROVA Zuzana	-	-	-	-	
	7	NACHMILNEROVA Iva	-	-	-	-	
	13	SPACILOVA Kamila	-	-	-	-	
<b>Team Totals</b>			<b>1</b>	<b>6</b>	<b>55</b>	<b>62</b>	<b>0.33</b>

Team

<b>Opponent Errors &amp; Team Faults</b>	19
--	----

Timing and Results provided by  **TISSOT**



Match No: 18

### Match Statistics

статистика

Match Duration: 1h 27m  
Attendance: 480


**POL vs CZE**  
3 0

Teams	Sets	1	2	3	Total
<b>POL</b>	<b>3</b>	25	25	25	75
<b>CZE</b>	<b>0</b>	23	16	22	61
<b>Playing Time</b>		25m	26m	30m	1h 21m


First Referee: SANMI Yoko (JPN)

Second Referee: PIMTHONGKHONBURI Sasiprapa (THA)

### CZE - Czech Republic

Non-Scoring Dig


Rk	No	Name	Digs	Faults	Receptions	Total Attempts	Avg by Set
1	13	SPACILOVA Kamila	3	4	5	12	1.00
1	16	SIRUCKOVA Anna	3	1	7	11	1.00
3	10	HOLISOVA Katerina	1	-	7	8	0.33
3	12	JAKUBSOVA Martina	1	3	1	5	0.33
3	1	HALBICHOVA Iveta	1	2	1	4	0.33
6	8	STRAKOVA Vendula	-	3	7	10	0.00
6	6	SMIDOVA Monika	-	3	5	8	0.00
6	3	ONDERKOVA Sandra	-	5	2	7	0.00
6	11	KOJDOVA Helena	-	1	4	5	0.00
6	14	HOLUBCOVA Laura	-	1	4	5	0.00
	4	MUDROVA Zuzana	-	-	-	-	-
	7	NACHMILNEROVA Iva	-	-	-	-	-
<b>Team Totals</b>			9	23	43	75	3.00

Non-Scoring Set



Rk	No	Name	Running Sets	Faults	Still Sets	Total Attempts	Avg by Set
1	6	SMIDOVA Monika	17	1	38	56	5.67
2	1	HALBICHOVA Iveta	7	-	16	23	2.33
3	3	ONDERKOVA Sandra	-	-	5	5	0.00
3	8	STRAKOVA Vendula	-	-	3	3	0.00
3	13	SPACILOVA Kamila	-	-	3	3	0.00
3	14	HOLUBCOVA Laura	-	-	3	3	0.00
3	11	KOJDOVA Helena	-	-	1	1	0.00
3	12	JAKUBSOVA Martina	-	-	1	1	0.00
3	16	SIRUCKOVA Anna	-	-	1	1	0.00
3	7	NACHMILNEROVA Iva	-	1	-	1	0.00
	4	MUDROVA Zuzana	-	-	-	-	-
	10	HOLISOVA Katerina	-	-	-	-	-
<b>Team Totals</b>			24	2	71	97	8.00

Non-Scoring Reception

<b>Limit</b>
<b>25.00%</b>

Rk	No	Name	Excellents	Faults	Serve Receptions	Total Attempts	Succ %
1	12	JAKUBSOVA Martina	5	4	11	20	25.00
2	11	KOJDOVA Helena	5	2	19	26	19.23
	13	SPACILOVA Kamila	3	-	7	10	
	10	HOLISOVA Katerina	-	-	6	6	
	1	HALBICHOVA Iveta	-	-	-	-	
	3	ONDERKOVA Sandra	-	-	-	-	
	4	MUDROVA Zuzana	-	-	-	-	
	6	SMIDOVA Monika	-	-	-	-	
	7	NACHMILNEROVA Iva	-	-	-	-	
	8	STRAKOVA Vendula	-	-	-	-	
	14	HOLUBCOVA Laura	-	-	-	-	
	16	SIRUCKOVA Anna	-	-	-	-	
<b>Team Totals</b>			13	6	43	62	20.97

**LEGEND**  
Avg Average      Eff% Efficiency      Rk Rank      Succ% Success %

Timing and Results provided by  **TISSOT**





# Result Book

27th Summer Universiade in Kazan 2013



## Volleyball

Women's Preliminary Round Group B







Match No: 3

**Start List**

Стартовый список

**REVISED**  
8 JUL 14:58

**CAN vs NOR**

**CAN - Canada**


No.	C/L	Name	Shirt Name	Height m / ft in	Weight kg / lbs	Highest Reach		Date of Birth	Tournament Totals					
						Spike cm	Block cm		Spike	Block	Serve	Total	%	
1	L	ANDREW-WASYLIK Tesca Bryn	ANDREW-WASYLIK	1.69/5'7"	60/132	285	275	11 AUG 1990						
2		CRANSTON Dana Margaret	CRANSTON	1.88/6'2"	73/161	312	300	5 DEC 1991						
5		CHARUK Lucille June	CHARUK	1.89/6'2"	90/198	310	300	13 AUG 1989						
9		LOVE Tabitha Ashly	LOVE	1.96/6'5"	85/187	325	305	11 SEP 1991						
12		CYR Megan Elizabeth Mae	CYR	1.83/6'0"	76/168	295	280	1 JUN 1990						
13		NADEAU Marie-Sophie	NADEAU	1.84/6'0"	80/176	311	290	10 OCT 1989						
14	C	RICHEY Kyla Elizabeth	RICHEY	1.87/6'2"	80/176	307	291	20 JUN 1989						
15		PERRIN Alicia	PERRIN	1.88/6'2"	85/187	305	290	1 JUN 1992						
16		NYHOF Kelly Elizabeth	NYHOF	1.80/5'11"	84/185	303	296	29 JUN 1991						
17		FRENCH Kelci Brooke	FRENCH	1.81/5'11"	77/170	292	278	28 JAN 1990						
18		MARCELLE Shanice Anastasia	MARCELLE	1.80/5'11"	65/143	305	290	28 MAY 1990						
20		BARCLAY Lisa Dawn Margaret	BARCLAY	1.87/6'2"	82/181	310	300	7 JUN 1992						
<b>Head Coach</b> LUDWIG Arnd				<b>Assistant Coach</b> SCHMIDT Gina Pauline										

**NOR - Norway**

No.	C/L	Name	Shirt Name	Height m / ft in	Weight kg / lbs	Highest Reach		Date of Birth	Tournament Totals					
						Spike cm	Block cm		Spike	Block	Serve	Total	%	
1	L	VOELSTAD Maria Skaardal		1.60/5'3"	54/119	261	245	12 JUN 1994						
2		SANDANGER Elise		1.67/5'6"	59/130	270	255	20 MAR 1988						
3		BORSHEIM Anja Oevregaard		1.72/5'8"	64/141	289	278	14 DEC 1989						
4	C	SOERDAL Ingvild		1.70/5'7"	68/150	287	275	27 MAR 1987						
5		WENNEBERG Alicia		1.75/5'9"	67/148	290	271	1 SEP 1993						
6		ERDAL Ingri Malene		1.74/5'9"	63/139	292	275	5 APR 1987						
7		HOLE Mari Aase		1.80/5'11"	76/168	309	286	3 AUG 1990						
8		ULVESETH Oda Johanne		1.81/5'11"	62/137	296	286	12 JUL 1993						
9		SKJELBRED Margrethe		1.79/5'10"	73/161	298	280	23 NOV 1993						
10		LUNDE Ingrid		1.80/5'11"	70/154	299	285	1 SEP 1991						
11		ELVEBAKK Hilde		1.80/5'11"	85/187	298	283	28 SEP 1988						
13		GRYDELAND Britt		1.87/6'2"	79/174	297	290	4 JAN 1985						
<b>Head Coach</b> FRYDNES Martin Watne				<b>Assistant Coach</b> LISETH Jon Eirik										

LEGEND	
%	Percent of total team scoring
C	Team Captain
L	Libero Player

Start time changed from 15:00 to 15:20

Timing and Results provided by  **TISSOT**



Match No: 3

### Match Results

Результат / Отчет о матче

Match Duration: 1h 14m  
Attendance: 170

**CAN vs NOR**  
**3 0**

Teams	Sets	1	2	3	Total
CAN	3	25	25	25	75
NOR	0	21	14	19	54
Playing Time		24m	20m	24m	1h 08m

First Referee: CHUNG Shu-Fang (TPE)

Second Referee: PIMTHONGKHONBURI Sasiprapa (THA)

CAN - Canada								
No	C/L	Name	1	2	3	4	5	Pts
1	L	ANDREW-WASYLIK Tesca Bryn	L	L	L			
2		CRANSTON Dana Margaret						
5		CHARUK Lucille June	3	3	3			8
9		LOVE Tabitha Ashly	17		17			
12		CYR Megan Elizabeth Mae	20		20			
13		NADEAU Marie-Sophie			14			
14	C	RICHEY Kyla Elizabeth	2	2	2			4
15		PERRIN Alicia	6	6	6			11
16		NYHOF Kelly Elizabeth						
17		FRENCH Kelci Brooke	1	1	1			3
18		MARCELLE Shanice Anastasia	5	5	5			8
20		BARCLAY Lisa Dawn Margaret	4	4	4			11
Head Coach		LUDWIG Arnd						
Assistant Coach		SCHMIDT Gina Pauline						

NOR - Norway								
No	C/L	Name	1	2	3	4	5	Pts
1	L	VOELSTAD Maria Skaardal	L	L	L			
2		SANDANGER Elise						
3		BORSHEIM Anja Oevregaard						
4	C	SOERDAL Ingvild	2	1	6			3
5		WENNEBERG Alicia						
6		ERDAL Ingri Malene	5	4	3			3
7		HOLE Mari Aase						
8		ULVESETH Oda Johanne	1	6	5			10
9		SKJELBRED Margrethe	6	5	4			6
10		LUNDE Ingrid			9			
11		ELVEBAKK Hilde	3	2	1			13
13		GRYDELAND Britt	4	3	2			2
Head Coach		FRYDNES Martin Watne						
Assistant Coach		LISETH Jon Eirik						


### TEAM AND PLAYER PERFORMANCES

Won	Total Atts	No Name	Scoring Skills	Won	Total Atts	No Name
<b>33</b>	<b>81</b>	<b>Total Team</b>		<b>31</b>	<b>94</b>	<b>Total Team</b>
11	21	20 BARCLAY Lisa Dawn Margaret	Spike	13	38	11 ELVEBAKK Hilde
8	10	15 PERRIN Alicia		8	13	8 ULVESETH Oda Johanne
5	9	5 CHARUK Lucille June		5	21	9 SKJELBRED Margrethe
<b>8</b>	<b>39</b>	<b>Total Team</b>	Block	<b>5</b>	<b>32</b>	<b>Total Team</b>
3	8	18 MARCELLE Shanice Anastasia		2	3	4 SOERDAL Ingvild
3	11	15 PERRIN Alicia		2	7	8 ULVESETH Oda Johanne
2	4	14 RICHEY Kyla Elizabeth	1	7	13 GRYDELAND Britt	
<b>4</b>	<b>74</b>	<b>Total Team</b>	Serve	<b>1</b>	<b>55</b>	<b>Total Team</b>
3	16	5 CHARUK Lucille June		1	12	9 SKJELBRED Margrethe
1	9	17 FRENCH Kelci Brooke				
<b>30</b>		<b>Total Team</b>	Opp Error	<b>17</b>		<b>Total Team</b>
<b>75</b>	<b>194</b>	<b>Total Team</b>	Total	<b>54</b>	<b>181</b>	<b>Total Team</b>
<b>11</b>	<b>30</b>	15 PERRIN Alicia	Best Scorer	<b>13</b>	<b>51</b>	11 ELVEBAKK Hilde

#### LEGEND

Atts Attempts  
L Libero player  
n Starting line-up where n = starting position on court (i.e. positions 1 to 6)  
Opp Opponent

C Team Captain  
L Substitute libero  
nn Substitute where nn = jersey number of out going player  
Pts Points scored

Timing and Results provided by  TISSOT



Match No: 3

### Match Statistics

статистика

Match Duration: 1h 14m  
Attendance: 170

CAN vs NOR  
3 0

Teams	Sets	1	2	3	Total
CAN	3	25	25	25	75
NOR	0	21	14	19	54
Playing Time		24m	20m	24m	1h 08m

First Referee: CHUNG Shu-Fang (TPE)


Second Referee: PIMTHONGKHONBURI Sasiprapa (THA)

### CAN - Canada

Scoring Spike

Limit 15.00%

Rk	No	Name	Spikes	Faults	Shots	Total Attempts	Eff %
1	20	BARCLAY Lisa Dawn Margaret	11	3	7	21	38.10
2	18	MARCELLE Shanice Anastasia	5	2	6	13	23.08
	14	RICHEY Kyla Elizabeth	2	4	6	12	
	15	PERRIN Alicia	8	-	2	10	
	5	CHARUK Lucille June	5	1	3	9	
	9	LOVE Tabitha Ashly	-	2	5	7	
	13	NADEAU Marie-Sophie	-	-	6	6	
	17	FRENCH Kelci Brooke	2	-	1	3	
	1	ANDREW-WASYLIK Tesca Bryn	-	-	-	-	
	2	CRANSTON Dana Margaret	-	-	-	-	
	12	CYR Megan Elizabeth Mae	-	-	-	-	
	16	NYHOF Kelly Elizabeth	-	-	-	-	
Team Totals			33	12	36	81	25.93

Scoring Block


Rk	No	Name	Kill Blocks	Faults	Rebounds	Total Attempts	Avg by Set
1	15	PERRIN Alicia	3	6	2	11	1.00
1	18	MARCELLE Shanice Anastasia	3	3	2	8	1.00
3	14	RICHEY Kyla Elizabeth	2	2	-	4	0.67
4	17	FRENCH Kelci Brooke	-	3	3	6	0.00
4	5	CHARUK Lucille June	-	-	4	4	0.00
4	20	BARCLAY Lisa Dawn Margaret	-	2	2	4	0.00
4	9	LOVE Tabitha Ashly	-	-	1	1	0.00
4	13	NADEAU Marie-Sophie	-	-	1	1	0.00
	1	ANDREW-WASYLIK Tesca Bryn	-	-	-	-	
	2	CRANSTON Dana Margaret	-	-	-	-	
	12	CYR Megan Elizabeth Mae	-	-	-	-	
	16	NYHOF Kelly Elizabeth	-	-	-	-	
Team Totals			8	16	15	39	2.67

Scoring Service


Rk	No	Name	Aces	Faults	Serve Hits	Total Attempts	Avg by Set
1	5	CHARUK Lucille June	3	2	11	16	1.00
2	17	FRENCH Kelci Brooke	1	4	4	9	0.33
3	18	MARCELLE Shanice Anastasia	-	-	17	17	0.00
3	14	RICHEY Kyla Elizabeth	-	2	11	13	0.00
3	15	PERRIN Alicia	-	-	9	9	0.00
3	20	BARCLAY Lisa Dawn Margaret	-	1	5	6	0.00
3	12	CYR Megan Elizabeth Mae	-	-	3	3	0.00
3	13	NADEAU Marie-Sophie	-	-	1	1	0.00
	1	ANDREW-WASYLIK Tesca Bryn	-	-	-	-	
	2	CRANSTON Dana Margaret	-	-	-	-	
	9	LOVE Tabitha Ashly	-	-	-	-	
	16	NYHOF Kelly Elizabeth	-	-	-	-	
Team Totals			4	9	61	74	1.33

Team

Opponent Errors & Team Faults	30
-------------------------------	----

Timing and Results provided by  TISSOT



Match No: 3

### Match Statistics

статистика

Match Duration: 1h 14m  
Attendance: 170


CAN vs NOR  
3 0

Teams	Sets	1	2	3	Total
CAN	3	25	25	25	75
NOR	0	21	14	19	54
Playing Time		24m	20m	24m	1h 08m

First Referee: CHUNG Shu-Fang (TPE)

Second Referee: PIMTHONGKHONBURI Sasiprapa (THA)

### CAN - Canada

Non-Scoring Dig


Rk	No	Name	Digs	Faults	Receptions	Total Attempts	Avg by Set
1	1	ANDREW-WASYLIK Tesca Bryn	6	4	6	16	2.00
2	20	BARCLAY Lisa Dawn Margaret	5	2	3	10	1.67
3	18	MARCELLE Shanice Anastasia	3	1	8	12	1.00
3	14	RICHEY Kyla Elizabeth	3	1	2	6	1.00
5	17	FRENCH Kelci Brooke	2	1	4	7	0.67
6	12	CYR Megan Elizabeth Mae	1	2	-	3	0.33
6	9	LOVE Tabitha Ashly	1	-	-	1	0.33
8	5	CHARUK Lucille June	-	1	2	3	0.00
8	15	PERRIN Alicia	-	-	2	2	0.00
8	13	NADEAU Marie-Sophie	-	1	1	2	0.00
	2	CRANSTON Dana Margaret	-	-	-	-	
	16	NYHOF Kelly Elizabeth	-	-	-	-	
Team Totals			21	13	28	62	7.00

Non-Scoring Set


Rk	No	Name	Running Sets	Faults	Still Sets	Total Attempts	Avg by Set
1	17	FRENCH Kelci Brooke	23	1	30	54	7.67
2	1	ANDREW-WASYLIK Tesca Bryn	2	-	3	5	0.67
3	12	CYR Megan Elizabeth Mae	1	-	9	10	0.33
3	15	PERRIN Alicia	1	-	1	2	0.33
3	5	CHARUK Lucille June	1	-	-	1	0.33
6	20	BARCLAY Lisa Dawn Margaret	-	-	2	2	0.00
6	18	MARCELLE Shanice Anastasia	-	-	1	1	0.00
	2	CRANSTON Dana Margaret	-	-	-	-	
	9	LOVE Tabitha Ashly	-	-	-	-	
	13	NADEAU Marie-Sophie	-	-	-	-	
	14	RICHEY Kyla Elizabeth	-	-	-	-	
	16	NYHOF Kelly Elizabeth	-	-	-	-	
Team Totals			28	1	46	75	9.33

Non-Scoring Reception

Limit 25.00%

Rk	No	Name	Excellents	Faults	Serve Receptions	Total Attempts	Succ %
1	1	ANDREW-WASYLIK Tesca Bryn	9	-	5	14	64.29
2	18	MARCELLE Shanice Anastasia	5	1	7	13	38.46
	14	RICHEY Kyla Elizabeth	5	-	3	8	
	13	NADEAU Marie-Sophie	-	-	3	3	
	20	BARCLAY Lisa Dawn Margaret	-	-	1	1	
	2	CRANSTON Dana Margaret	-	-	-	-	
	5	CHARUK Lucille June	-	-	-	-	
	9	LOVE Tabitha Ashly	-	-	-	-	
	12	CYR Megan Elizabeth Mae	-	-	-	-	
	15	PERRIN Alicia	-	-	-	-	
	16	NYHOF Kelly Elizabeth	-	-	-	-	
	17	FRENCH Kelci Brooke	-	-	-	-	
Team Totals			19	1	19	39	48.72



Match No: 3

### Match Statistics

статистика

Match Duration: 1h 14m  
Attendance: 170

CAN vs NOR  
3 0

Teams	Sets	1	2	3	Total
CAN	3	25	25	25	75
NOR	0	21	14	19	54
Playing Time		24m	20m	24m	1h 08m

First Referee: CHUNG Shu-Fang (TPE)


Second Referee: PIMTHONGKHONBURI Sasiprapa (THA)

### NOR - Norway

Scoring Spike

Limit 15.00%

Rk	No	Name	Spikes	Faults	Shots	Total Attempts	Eff %
1	8	ULVESETH Oda Johanne	8	2	3	13	46.15
2	11	ELVEBAKK Hilde	13	5	20	38	21.05
	9	SKJELBRED Margrethe	5	8	8	21	
	6	ERDAL Ingrid Malene	3	6	7	16	
	13	GRYDELAND Britt	1	-	3	4	
	4	SOERDAL Ingvild	1	-	-	1	
	10	LUNDE Ingrid	-	-	1	1	
	1	VOELSTAD Maria Skaardal	-	-	-	-	
	2	SANDANGER Elise	-	-	-	-	
	3	BORSHEIM Anja Oevregaard	-	-	-	-	
	5	WENNEBERG Alicia	-	-	-	-	
	7	HOLE Mari Aase	-	-	-	-	
<b>Team Totals</b>			31	21	42	94	10.64

Scoring Block


Rk	No	Name	Kill Blocks	Faults	Rebounds	Total Attempts	Avg by Set
1	8	ULVESETH Oda Johanne	2	2	3	7	0.67
1	4	SOERDAL Ingvild	2	-	1	3	0.67
3	13	GRYDELAND Britt	1	5	1	7	0.33
4	6	ERDAL Ingrid Malene	-	2	4	6	0.00
4	11	ELVEBAKK Hilde	-	5	1	6	0.00
4	9	SKJELBRED Margrethe	-	1	2	3	0.00
	1	VOELSTAD Maria Skaardal	-	-	-	-	
	2	SANDANGER Elise	-	-	-	-	
	3	BORSHEIM Anja Oevregaard	-	-	-	-	
	5	WENNEBERG Alicia	-	-	-	-	
	7	HOLE Mari Aase	-	-	-	-	
	10	LUNDE Ingrid	-	-	-	-	
<b>Team Totals</b>			5	15	12	32	1.67

Scoring Service


Rk	No	Name	Aces	Faults	Serve Hits	Total Attempts	Avg by Set
1	9	SKJELBRED Margrethe	1	2	9	12	0.33
2	6	ERDAL Ingrid Malene	-	1	10	11	0.00
2	13	GRYDELAND Britt	-	1	8	9	0.00
2	4	SOERDAL Ingvild	-	1	7	8	0.00
2	8	ULVESETH Oda Johanne	-	3	4	7	0.00
2	11	ELVEBAKK Hilde	-	4	3	7	0.00
2	10	LUNDE Ingrid	-	1	-	1	0.00
	1	VOELSTAD Maria Skaardal	-	-	-	-	
	2	SANDANGER Elise	-	-	-	-	
	3	BORSHEIM Anja Oevregaard	-	-	-	-	
	5	WENNEBERG Alicia	-	-	-	-	
	7	HOLE Mari Aase	-	-	-	-	
<b>Team Totals</b>			1	13	41	55	0.33

Team

Opponent Errors & Team Faults	17	2

Timing and Results provided by  TISSOT





MON 8 JUL 2013  
15:20  
16:34

Match No: 3

### Match Statistics

статистика

Match Duration: 1h 14m  
Attendance: 170


CAN vs NOR  
3 0


Teams	Sets	1	2	3	Total
CAN	3	25	25	25	75
NOR	0	21	14	19	54
Playing Time		24m	20m	24m	1h 08m


First Referee: CHUNG Shu-Fang (TPE)

Second Referee: PIMTHONGKHONBURI Sasiprapa (THA)


### NOR - Norway

Non-Scoring Dig	Rk	No	Name	Digs	Faults	Receptions	Total Attempts	Avg by Set
	1	1	VOELSTAD Maria Skaardal	4	3	8	15	1.33
	2	6	ERDAL Ingri Malene	2	4	2	8	0.67
	3	11	ELVEBAKK Hilde	1	8	8	17	0.33
	3	9	SKJELBRED Margrethe	1	3	6	10	0.33
	3	4	SOERDAL Ingvild	1	1	4	6	0.33
	3	8	ULVESETH Oda Johanne	1	1	2	4	0.33
	7	13	GRYDELAND Britt	-	1	3	4	0.00
	7	10	LUNDE Ingrid	-	1	-	1	0.00
		2	SANDANGER Elise	-	-	-	-	-
		3	BORSHEIM Anja Oevregaard	-	-	-	-	-
		5	WENNEBERG Alicia	-	-	-	-	-
		7	HOLE Mari Aase	-	-	-	-	-
	<b>Team Totals</b>				10	22	33	65

Non-Scoring Set	Rk	No	Name	Running Sets	Faults	Still Sets	Total Attempts	Avg by Set
	1	4	SOERDAL Ingvild	19	1	54	74	6.33
	2	13	GRYDELAND Britt	3	-	-	3	1.00
	3	11	ELVEBAKK Hilde	1	-	1	2	0.33
	4	1	VOELSTAD Maria Skaardal	-	-	1	1	0.00
	4	6	ERDAL Ingri Malene	-	-	1	1	0.00
		2	SANDANGER Elise	-	-	-	-	-
		3	BORSHEIM Anja Oevregaard	-	-	-	-	-
		5	WENNEBERG Alicia	-	-	-	-	-
		7	HOLE Mari Aase	-	-	-	-	-
		8	ULVESETH Oda Johanne	-	-	-	-	-
	9	SKJELBRED Margrethe	-	-	-	-	-	
	10	LUNDE Ingrid	-	-	-	-	-	
<b>Team Totals</b>				23	1	57	81	7.67

Non-Scoring Reception	Rk	No	Name	Excellents	Faults	Serve Receptions	Total Attempts	Succ %
	1	6	ERDAL Ingri Malene	7	-	6	13	53.85
	2	1	VOELSTAD Maria Skaardal	5	-	6	11	45.45
	3	11	ELVEBAKK Hilde	7	2	13	22	31.82
	4	9	SKJELBRED Margrethe	4	2	9	15	26.67
		13	GRYDELAND Britt	-	-	1	1	-
		2	SANDANGER Elise	-	-	-	-	-
		3	BORSHEIM Anja Oevregaard	-	-	-	-	-
		4	SOERDAL Ingvild	-	-	-	-	-
		5	WENNEBERG Alicia	-	-	-	-	-
		7	HOLE Mari Aase	-	-	-	-	-
	8	ULVESETH Oda Johanne	-	-	-	-	-	
	10	LUNDE Ingrid	-	-	-	-	-	
<b>Team Totals</b>				23	4	35	62	37.10

Limit	25.00%
<b>LEGEND</b>	
Avg	Average
Eff%	Efficiency
Rk	Rank
Succ%	Success %

Timing and Results provided by  TISSOT



Match No: 8

### Start List

Стартовый список

## NOR vs BRA

First Referee: JANG Jong Hyang (PRK)

Second Referee: NESTERENKO Kirill (RUS)

### NOR - Norway

No.	C/L	Name	Shirt Name	Height m / ft in	Weight kg / lbs	Highest Reach		Date of Birth	Tournament Totals					
						Spike cm	Block cm		Spike	Block	Serve	Total	%	
1	L	VOELSTAD Maria Skaardal		1.60/5'3"	54/119	261	245	12 JUN 1994						
2		SANDANGER Elise		1.67/5'6"	59/130	270	255	20 MAR 1988						
3		BORSHEIM Anja Oevregaard		1.72/5'8"	64/141	289	278	14 DEC 1989						
4	C	SOERDAL Ingviid		1.70/5'7"	68/150	287	275	27 MAR 1987	1	2		3	8.11	
5		WENNEBERG Alicia		1.75/5'9"	67/148	290	271	1 SEP 1993				3	8.11	
6		ERDAL Ingri Malene		1.74/5'9"	63/139	292	275	5 APR 1987	3			3	8.11	
7		HOLE Mari Aase		1.80/5'11"	76/168	309	286	3 AUG 1990						
8		ULVESETH Oda Johanne		1.81/5'11"	62/137	296	286	12 JUL 1993	8	2		10	27.03	
9		SKJELBRED Margrethe		1.79/5'10"	73/161	298	280	23 NOV 1993	5		1	6	16.22	
10		LUNDE Ingrid		1.80/5'11"	70/154	299	285	1 SEP 1991						
11		ELVEBAKK Hilde		1.80/5'11"	85/187	298	283	28 SEP 1988	13			13	35.14	
13		GRYDELAND Britt		1.87/6'2"	79/174	297	290	4 JAN 1985	1	1		2	5.41	

Head Coach FRYDNES Martin Watne

Assistant Coach LISETH Jon Eirik

Results in this  
Universiade

Phase	Opponent	Sets	Points per Set
Preliminary	CAN	0 - 3	21-25, 14-25, 19-25


### BRA - Brazil

No.	C/L	Name	Shirt Name	Height m / ft in	Weight kg / lbs	Highest Reach		Date of Birth	Tournament Totals				
						Spike cm	Block cm		Spike	Block	Serve	Total	%
1		SANTOS Carla		1.78/5'10"	67/148	294	288	17 JAN 1992					
2		SILVA Mayhara		1.83/6'0"	73/161	303	297	9 APR 1989					
3		SILVA Bruna		1.80/5'11"	76/168	301	292	3 JUL 1989					
4		CARRIJO Juliana		1.75/5'9"	71/157	284	272	25 FEB 1992					
5		BIDIAS Regiane		1.90/6'3"	76/168	306	298	2 OCT 1986					
6		CIDRAO Sonaly		1.82/6'0"	77/170	295	283	20 JUN 1993					
7		SILVA Ana Carolina		1.84/6'0"	74/163	308	299	8 APR 1991					
8	C	FRANCISCO Amanda - Cap		1.81/5'11"	68/150	292	280	16 AUG 1988					
9	L	SILVA Tassia		1.70/5'7"	66/146	281	274	3 JUN 1988					
10		MOREIRA Danielle		1.80/5'11"	70/154	295	283	9 SEP 1989					
11		FARINEA Natasha		1.88/6'2"	76/168	303	292	8 FEB 1986					
12		RATZKE Roberta		1.85/6'1"	76/168	287	279	28 APR 1990					

Head Coach GRINER Helio

Assistant Coach VAN DIJK Spencer

LEGEND			
%	Percent of total team scoring	C	Team Captain
L	Libero Player		

Timing and Results provided by  TISSOT



TUE 9 JUL 2013  
 14:59  
 16:17

Match No: 8

**Match Results**  
 Результат / Отчет о матче

Match Duration: 1h 18m  
 Attendance: 1200

**NOR vs BRA**  
 0 3

Teams	Sets	1	2	3	Total
NOR	0	20	17	11	48
BRA	3	25	25	25	75
Playing Time		25m	23m	22m	1h 10m

First Referee: JANG Jong Hyang (PRK)

Second Referee: NESTERENKO Kirill (RUS)

NOR - Norway								
No	C/L	Name	1	2	3	4	5	Pts
1	L	VOELSTAD Maria Skaardal	L	L	L			
2		SANDANGER Elise		4				1
3		BORSHEIM Anja Oevregaard			8			1
4	C	SOERDAL Ingvild	2	1	2			2
5		WENNEBERG Alicia		6				
6		ERDAL Ingri Malene	5	4	5			5
7		HOLE Mari Aase						
8		ULVESETH Oda Johanne	1	6	1			3
9		SKJELBRED Margrethe	6	5	6			4
10		LUNDE Ingrid		9	9			
11		ELVEBAKK Hilde	3	2	3			13
13		GRYDELAND Britt	4	3	4			3
Head Coach		FRYDNES Martin Watne						
Assistant Coach		LISETH Jon Eirik						

BRA - Brazil								
No	C/L	Name	1	2	3	4	5	Pts
1		SANTOS Carla			5			2
2		SILVA Mayhara			3			2
3		SILVA Bruna	4	4				1
4		CARRIJO Juliana	3	1	1			2
5		BIDIAS Regiane	2	2	2			11
6		CIDRAO Sonaly			8			
7		SILVA Ana Carolina	3	3				5
8	C	FRANCISCO Amanda - Cap	5	5	5			14
9	L	SILVA Tassia	L	L	L			
10		MOREIRA Danielle	12	4	4			7
11		FARINEA Natasha	6	6	6			6
12		RATZKE Roberta	1	10				
Head Coach		GRINER Helio						
Assistant Coach		VAN DIJK Spencer						

**TEAM AND PLAYER PERFORMANCES**

Won	Total Atts	No Name	Scoring Skills	Won	Total Atts	No Name
23	102	<b>Total Team</b>	Spike	39	94	<b>Total Team</b>
12	43	11 ELVEBAKK Hilde		13	24	8 FRANCISCO Amanda - Cap
5	11	6 ERDAL Ingri Malene		9	21	5 BIDIAS Regiane
4	18	9 SKJELBRED Margrethe	Block	5	13	10 MOREIRA Danielle
4	46	<b>Total Team</b>		7	46	<b>Total Team</b>
3	11	8 ULVESETH Oda Johanne		2	11	11 FARINEA Natasha
1	13	13 GRYDELAND Britt	Serve	1	3	5 BIDIAS Regiane
5	49	<b>Total Team</b>		1	9	2 SILVA Mayhara
1	2	2 SANDANGER Elise		4	74	<b>Total Team</b>
1	3	3 BORSHEIM Anja Oevregaard	2	11	7 SILVA Ana Carolina	
1	11	13 GRYDELAND Britt	1	12	5 BIDIAS Regiane	
16		<b>Total Team</b>	1	10	10 MOREIRA Danielle	
48	197	<b>Total Team</b>	Opp Error	25		<b>Total Team</b>
			Total	75	214	<b>Total Team</b>
13	56	11 ELVEBAKK Hilde	Best Scorer	14	40	8 FRANCISCO Amanda - Cap
66 km/h		9 SKJELBRED Margrethe	Fastest Serve	77 km/h		3 SILVA Bruna

LEGEND			
Atts	Attempts	C	Team Captain
L	Libero player	L	Substitute libero
n	Starting line-up where n = starting position on court (i.e. positions 1 to 6)	nn	Substitute where nn = jersey number of out going player
Opp	Opponent	Pts	Points scored

Timing and Results provided by TISSOT



Match No: 8

### Match Statistics

статистика

Match Duration: 1h 18m  
Attendance: 1200

NOR vs BRA  
0 3

Teams	Sets	1	2	3	Total
NOR	0	20	17	11	48
BRA	3	25	25	25	75
	Playing Time	25m	23m	22m	1h 10m

First Referee: JANG Jong Hyang (PRK)


Second Referee: NESTERENKO Kirill (RUS)

### NOR - Norway


Scoring Spike

Limit 15.00%

Rk	No	Name	Spikes	Faults	Shots	Total Attempts	Eff %
1	9	SKJELBRED Margrethe	4	2	12	18	11.11
2	11	ELVEBAKK Hilde	12	11	20	43	2.33
	6	ERDAL Ingri Malene	5	2	4	11	
	13	GRYDELAND Britt	1	1	8	10	
	10	LUNDE Ingrid	-	1	8	9	
	8	ULVESETH Oda Johanne	-	2	5	7	
	4	SOERDAL Ingvild	1	2	1	4	
	1	VOELSTAD Maria Skaardal	-	-	-	-	
	2	SANDANGER Elise	-	-	-	-	
	3	BORSHEIM Anja Oevregaard	-	-	-	-	
	5	WENNEBERG Alicia	-	-	-	-	
	7	HOLE Mari Aase	-	-	-	-	
<b>Team Totals</b>			23	21	58	102	1.96

Scoring Block



Rk	No	Name	Kill Blocks	Faults	Rebounds	Total Attempts	Avg by Set
1	8	ULVESETH Oda Johanne	3	3	5	11	1.00
2	13	GRYDELAND Britt	1	5	7	13	0.33
3	4	SOERDAL Ingvild	-	2	5	7	0.00
3	6	ERDAL Ingri Malene	-	5	1	6	0.00
3	11	ELVEBAKK Hilde	-	3	2	5	0.00
3	9	SKJELBRED Margrethe	-	1	1	2	0.00
3	10	LUNDE Ingrid	-	1	1	2	0.00
	1	VOELSTAD Maria Skaardal	-	-	-	-	
	2	SANDANGER Elise	-	-	-	-	
	3	BORSHEIM Anja Oevregaard	-	-	-	-	
	5	WENNEBERG Alicia	-	-	-	-	
	7	HOLE Mari Aase	-	-	-	-	
<b>Team Totals</b>			4	20	22	46	1.33

Scoring Service


Rk	No	Name	Aces	Faults	Serve Hits	Total Attempts	Avg by Set
1	13	GRYDELAND Britt	1	1	9	11	0.33
1	4	SOERDAL Ingvild	1	1	6	8	0.33
1	11	ELVEBAKK Hilde	1	2	5	8	0.33
1	3	BORSHEIM Anja Oevregaard	1	-	2	3	0.33
1	2	SANDANGER Elise	1	-	1	2	0.33
6	6	ERDAL Ingri Malene	-	2	4	6	0.00
6	8	ULVESETH Oda Johanne	-	-	5	5	0.00
6	9	SKJELBRED Margrethe	-	2	3	5	0.00
6	10	LUNDE Ingrid	-	-	1	1	0.00
	1	VOELSTAD Maria Skaardal	-	-	-	-	
	5	WENNEBERG Alicia	-	-	-	-	
	7	HOLE Mari Aase	-	-	-	-	
<b>Team Totals</b>			5	8	36	49	1.67

Team

Opponent Errors & Team Faults	16
-------------------------------	----

Timing and Results provided by  TISSOT



TUE 9 JUL 2013  
14:59  
16:17

Match No: 8

### Match Statistics

статистика

Match Duration: 1h 18m  
Attendance: 1200


NOR vs BRA  
0 3


Teams	Sets	1	2	3	Total
NOR	0	20	17	11	48
BRA	3	25	25	25	75
	Playing Time	25m	23m	22m	1h 10m


First Referee: JANG Jong Hyang (PRK)


Second Referee: NESTERENKO Kirill (RUS)

### NOR - Norway

Non-Scoring Dig		Rk	No	Name	Digs	Faults	Receptions	Total Attempts	Avg by Set
		1	6	ERDAL Ingrid Malene	3	6	9	18	1.00
		1	11	ELVEBAKK Hilde	3	3	6	12	1.00
		3	1	VOELSTAD Maria Skaardal	2	5	6	13	0.67
		3	9	SKJELBRED Margrethe	2	2	6	10	0.67
		5	8	ULVESETH Oda Johanne	1	1	2	4	0.33
		6	4	SOERDAL Ingvild	-	1	6	7	0.00
		6	10	LUNDE Ingrid	-	-	2	2	0.00
		6	13	GRYDELAND Britt	-	1	1	2	0.00
		6	2	SANDANGER Elise	-	-	1	1	0.00
			3	BORSHEIM Anja Oevregaard	-	-	-	-	-
			5	WENNEBERG Alicia	-	-	-	-	-
			7	HOLE Mari Aase	-	-	-	-	-
	<b>Team Totals</b>					11	19	39	69

Non-Scoring Set		Rk	No	Name	Running Sets	Faults	Still Sets	Total Attempts	Avg by Set
		1	4	SOERDAL Ingvild	17	2	51	70	5.67
		2	2	SANDANGER Elise	2	-	2	4	0.67
		3	6	ERDAL Ingrid Malene	1	-	6	7	0.33
		4	11	ELVEBAKK Hilde	-	-	6	6	0.00
		4	9	SKJELBRED Margrethe	-	1	2	3	0.00
		4	8	ULVESETH Oda Johanne	-	-	2	2	0.00
		4	1	VOELSTAD Maria Skaardal	-	-	1	1	0.00
		4	10	LUNDE Ingrid	-	-	1	1	0.00
		4	13	GRYDELAND Britt	-	-	1	1	0.00
			3	BORSHEIM Anja Oevregaard	-	-	-	-	-
			5	WENNEBERG Alicia	-	-	-	-	-
			7	HOLE Mari Aase	-	-	-	-	-
	<b>Team Totals</b>					20	3	72	95

Non-Scoring Reception		Rk	No	Name	Excellents	Faults	Serve Receptions	Total Attempts	Succ %
		1	11	ELVEBAKK Hilde	10	2	21	33	30.30
			1	VOELSTAD Maria Skaardal	3	1	11	15	
			6	ERDAL Ingrid Malene	3	-	3	6	
			9	SKJELBRED Margrethe	1	1	4	6	
			10	LUNDE Ingrid	1	-	1	2	
			2	SANDANGER Elise	-	-	-	-	
			3	BORSHEIM Anja Oevregaard	-	-	-	-	
			4	SOERDAL Ingvild	-	-	-	-	
			5	WENNEBERG Alicia	-	-	-	-	
			7	HOLE Mari Aase	-	-	-	-	
			8	ULVESETH Oda Johanne	-	-	-	-	
			13	GRYDELAND Britt	-	-	-	-	
	<b>Team Totals</b>					18	4	40	62

Timing and Results provided by  TISSOT





Match No: 8

Match Statistics  
статистика

Match Duration: 1h 18m  
Attendance: 1200

NOR vs BRA  
0 3

Teams	Sets	1	2	3	Total
NOR	0	20	17	11	48
BRA	3	25	25	25	75
	Playing Time	25m	23m	22m	1h 10m

First Referee: JANG Jong Hyang (PRK)

Second Referee: NESTERENKO Kirill (RUS)

BRA - Brazil

Scoring Spike

Limit 15.00%

Rk	No	Name	Spikes	Faults	Shots	Total Attempts	Eff %
1	8	FRANCISCO Amanda - Cap	13	1	10	24	50.00
2	5	BIDIAS Regiane	9	4	8	21	23.81
	11	FARINEA Natasha	4	2	9	15	
	10	MOREIRA Danielle	5	1	7	13	
	1	SANTOS Carla	2	-	5	7	
	3	SILVA Bruna	1	1	3	5	
	7	SILVA Ana Carolina	2	-	2	4	
	2	SILVA Mayhara	1	-	1	2	
	4	CARRIJO Juliana	2	-	-	2	
	12	RATZKE Roberta	-	1	-	1	
	6	CIDRAO Sonaly	-	-	-	-	
	9	SILVA Tassia	-	-	-	-	
<b>Team Totals</b>			39	10	45	94	30.85

Scoring Block



Rk	No	Name	Kill Blocks	Faults	Rebounds	Total Attempts	Avg by Set
1	11	FARINEA Natasha	2	3	6	11	0.67
2	2	SILVA Mayhara	1	1	7	9	0.33
2	7	SILVA Ana Carolina	1	5	1	7	0.33
2	10	MOREIRA Danielle	1	6	-	7	0.33
2	8	FRANCISCO Amanda - Cap	1	1	3	5	0.33
2	5	BIDIAS Regiane	1	-	2	3	0.33
7	3	SILVA Bruna	-	-	2	2	0.00
7	4	CARRIJO Juliana	-	1	1	2	0.00
	1	SANTOS Carla	-	-	-	-	
	6	CIDRAO Sonaly	-	-	-	-	
	9	SILVA Tassia	-	-	-	-	
	12	RATZKE Roberta	-	-	-	-	
<b>Team Totals</b>			7	17	22	46	2.33

Scoring Service


Rk	No	Name	Aces	Faults	Serve Hits	Total Attempts	Avg by Set
1	7	SILVA Ana Carolina	2	2	7	11	0.67
2	5	BIDIAS Regiane	1	1	10	12	0.33
2	10	MOREIRA Danielle	1	2	7	10	0.33
4	4	CARRIJO Juliana	-	-	12	12	0.00
4	11	FARINEA Natasha	-	1	10	11	0.00
4	8	FRANCISCO Amanda - Cap	-	2	9	11	0.00
4	12	RATZKE Roberta	-	1	2	3	0.00
4	3	SILVA Bruna	-	-	2	2	0.00
4	2	SILVA Mayhara	-	-	1	1	0.00
4	6	CIDRAO Sonaly	-	-	1	1	0.00
	1	SANTOS Carla	-	-	-	-	
	9	SILVA Tassia	-	-	-	-	
<b>Team Totals</b>			4	9	61	74	1.33

Team

Opponent Errors & Team Faults	25
-------------------------------	----

Timing and Results provided by  TISSOT



TUE 9 JUL 2013  
14:59  
16:17

Match No: 8

### Match Statistics

статистика

Match Duration: 1h 18m  
Attendance: 1200


NOR vs BRA  
0 3

Teams	Sets	1	2	3	Total
NOR	0	20	17	11	48
BRA	3	25	25	25	75
	Playing Time	25m	23m	22m	1h 10m


First Referee: JANG Jong Hyang (PRK)

Second Referee: NESTERENKO Kirill (RUS)

### BRA - Brazil

Non-Scoring Dig


Rk	No	Name	Digs	Faults	Receptions	Total Attempts	Avg by Set
1	10	MOREIRA Danielle	7	-	2	9	2.33
2	9	SILVA Tassia	5	3	10	18	1.67
3	8	FRANCISCO Amanda - Cap	4	-	6	10	1.33
4	5	BIDIAS Regiane	3	2	6	11	1.00
5	11	FARINEA Natasha	2	-	4	6	0.67
5	7	SILVA Ana Carolina	2	1	-	3	0.67
7	3	SILVA Bruna	1	-	2	3	0.33
7	4	CARRIJO Juliana	1	-	1	2	0.33
7	6	CIDRAO Sonaly	1	-	-	1	0.33
10	12	RATZKE Roberta	-	-	3	3	0.00
10	1	SANTOS Carla	-	-	1	1	0.00
10	2	SILVA Mayhara	-	-	1	1	0.00
<b>Team Totals</b>			26	6	36	68	8.67

Non-Scoring Set



Rk	No	Name	Running Sets	Faults	Still Sets	Total Attempts	Avg by Set
1	4	CARRIJO Juliana	24	1	32	57	8.00
2	12	RATZKE Roberta	8	-	12	20	2.67
3	8	FRANCISCO Amanda - Cap	1	-	2	3	0.33
3	5	BIDIAS Regiane	1	-	1	2	0.33
3	7	SILVA Ana Carolina	1	-	-	1	0.33
6	11	FARINEA Natasha	-	-	3	3	0.00
6	9	SILVA Tassia	-	-	2	2	0.00
	1	SANTOS Carla	-	-	-	-	-
	2	SILVA Mayhara	-	-	-	-	-
	3	SILVA Bruna	-	-	-	-	-
	6	CIDRAO Sonaly	-	-	-	-	-
	10	MOREIRA Danielle	-	-	-	-	-
<b>Team Totals</b>			35	1	52	88	11.67

Non-Scoring Reception

<b>Limit</b> 25.00%

Rk	No	Name	Excellents	Faults	Serve Receptions	Total Attempts	Succ %
1	9	SILVA Tassia	9	2	10	21	42.86
	5	BIDIAS Regiane	9	1	3	13	
	8	FRANCISCO Amanda - Cap	3	-	-	3	
	1	SANTOS Carla	1	1	-	2	
	6	CIDRAO Sonaly	1	-	-	1	
	2	SILVA Mayhara	-	1	-	1	
	3	SILVA Bruna	-	-	-	-	
	4	CARRIJO Juliana	-	-	-	-	
	7	SILVA Ana Carolina	-	-	-	-	
	10	MOREIRA Danielle	-	-	-	-	
	11	FARINEA Natasha	-	-	-	-	
	12	RATZKE Roberta	-	-	-	-	
<b>Team Totals</b>			23	5	13	41	56.10

LEGEND Avg Average Eff% Efficiency Rk Rank Succ% Success %

Timing and Results provided by  TISSOT



Match No: 15

## Start List

Стартовый список

### BRA vs CAN

#### BRA - Brazil Yellow

No.	C/L	Name	Shirt Name	Height m / ft in	Weight kg / lbs	Highest Reach		Date of Birth	Tournament Totals				
						Spike cm	Block cm		Spike	Block	Serve	Total	%
1		SANTOS Carla		1.78/5'10"	67/148	294	288	17 JAN 1992	2			2	4.00
2		SILVA Mayhara		1.83/6'0"	73/161	303	297	9 APR 1989	1	1		2	4.00
3		SILVA Bruna		1.80/5'11"	76/168	301	292	3 JUL 1989	1			1	2.00
4		CARRIJO Juliana		1.75/5'9"	71/157	284	272	25 FEB 1992	2			2	4.00
5		BIDIAS Regiane		1.90/6'3"	76/168	306	298	2 OCT 1986	9	1	1	11	22.00
6		CIDRAO Sonaly		1.82/6'0"	77/170	295	283	20 JUN 1993					
7		SILVA Ana Carolina		1.84/6'0"	74/163	308	299	8 APR 1991	2	1	2	5	10.00
8	C	FRANCISCO Amanda - Cap		1.81/5'11"	68/150	292	280	16 AUG 1988	13	1		14	28.00
9	L	SILVA Tassia		1.70/5'7"	66/146	281	274	3 JUN 1988					
10		MOREIRA Danielle		1.80/5'11"	70/154	295	283	9 SEP 1989	5	1	1	7	14.00
11		FARINEA Natasha		1.88/6'2"	76/168	303	292	8 FEB 1986	4	2		6	12.00
12		RATZKE Roberta		1.85/6'1"	76/168	287	279	28 APR 1990					
<b>Head Coach</b> GRINER Helio				<b>Assistant Coach</b> VAN DIJK Spencer									

Results in this  
Universiade

Phase	Opponent	Sets	Points per Set
Preliminary	NOR	3 - 0	25-20, 25-17, 25-11

#### CAN - Canada Red


No.	C/L	Name	Shirt Name	Height m / ft in	Weight kg / lbs	Highest Reach		Date of Birth	Tournament Totals				
						Spike cm	Block cm		Spike	Block	Serve	Total	%
1	L	ANDREW-WASYLIK Tesca Bryn	ANDREW-WASYLIK	1.69/5'7"	60/132	285	275	11 AUG 1990					
2		CRANSTON Dana Margaret	CRANSTON	1.88/6'2"	73/161	312	300	5 DEC 1991					
5		CHARUK Lucille June	CHARUK	1.89/6'2"	90/198	310	300	13 AUG 1989	5		3	8	17.78
9		LOVE Tabitha Ashly	LOVE	1.96/6'5"	85/187	325	305	11 SEP 1991					
12		CYR Megan Elizabeth Mae	CYR	1.83/6'0"	76/168	295	280	1 JUN 1990					
13		NADEAU Marie-Sophie	NADEAU	1.84/6'0"	80/176	311	290	10 OCT 1989					
14	C	RICHEY Kyla Elizabeth	RICHEY	1.87/6'2"	80/176	307	291	20 JUN 1989	2	2		4	8.89
15		PERRIN Alicia	PERRIN	1.88/6'2"	85/187	305	290	1 JUN 1992	8	3		11	24.44
16		NYHOF Kelly Elizabeth	NYHOF	1.80/5'11"	84/185	303	296	29 JUN 1991					
17		FRENCH Kelci Brooke	FRENCH	1.81/5'11"	77/170	292	278	28 JAN 1990	2		1	3	6.67
18		MARCELLE Shanice Anastasia	MARCELLE	1.80/5'11"	65/143	305	290	28 MAY 1990	5	3		8	17.78
20		BARCLAY Lisa Dawn Margaret	BARCLAY	1.87/6'2"	82/181	310	300	7 JUN 1992	11			11	24.44
<b>Head Coach</b> LUDWIG Arnd				<b>Assistant Coach</b> SCHMIDT Gina Pauline									

Results in this  
Universiade

Phase	Opponent	Sets	Points per Set
Preliminary	NOR	3 - 0	25-21, 25-14, 25-19

LEGEND			
%	Percent of total team scoring	C	Team Captain
L	Libero Player		

Start time change from 15:00 to 15:30

Timing and Results provided by  TISSOT



WED 10 JUL 2013  
 15:30  
 16:47

Match No: 15

**Match Results**  
 Результат / Отчет о матче

Match Duration: 1h 17m  
 Attendance: 500

**BRA vs CAN**  
 3 0

Teams	Sets	1	2	3	Total
<b>BRA</b>	<b>3</b>	25	25	25	75
<b>CAN</b>	<b>0</b>	15	15	13	43
<b>Playing Time</b>		23m	23m	25m	1h 11m

First Referee: MICHLIC Agnieszka (POL)

Second Referee: HO Tat Ming, Samuel (HKG)

BRA - Brazil								
No	C/L	Name	1	2	3	4	5	Pts
1		SANTOS Carla						
2		SILVA Mayhara						
3		SILVA Bruna	4	4				3
4		CARRIJO Juliana	1	1	1			1
5		BIDIAS Regiane	2	2	2			7
6		CIDRAO Sonaly						
7		SILVA Ana Carolina	3	3	3			17
8	C	FRANCISCO Amanda - Cap	5	5	5			10
9	L	SILVA Tassia	L	L	L			
10		MOREIRA Danielle	4	4	4			12
11		FARINEA Natasha	6	6	6			9
12		RATZKE Roberta	10	10				
Head Coach		GRINER Helio						
Assistant Coach		VAN DIJK Spencer						

CAN - Canada								
No	C/L	Name	1	2	3	4	5	Pts
1	L	ANDREW-WASYLIK Tesca Bryn	L	L	L			
2		CRANSTON Dana Margaret		14	17			1
5		CHARUK Lucille June	3	3	6			2
9		LOVE Tabitha Ashly	4	4	4			11
12		CYR Megan Elizabeth Mae	9	9	9			
13		NADEAU Marie-Sophie	14	5	16			2
14	C	RICHEY Kyla Elizabeth	2	2				2
15		PERRIN Alicia	6	6				3
16		NYHOF Kelly Elizabeth				3		1
17		FRENCH Kelci Brooke	1	1	1			1
18		MARCELLE Shanice Anastasia	5		5			6
20		BARCLAY Lisa Dawn Margaret	17	17	2			8
Head Coach		LUDWIG Arnd						
Assistant Coach		SCHMIDT Gina Pauline						

**TEAM AND PLAYER PERFORMANCES**

Won	Total Atts	No Name
<b>41</b>	<b>94</b>	<b>Total Team</b>
12	29	10 MOREIRA Danielle
8	13	11 FARINEA Natasha
7	24	5 BIDIAS Regiane
<b>9</b>	<b>49</b>	<b>Total Team</b>
6	13	7 SILVA Ana Carolina
1	2	3 SILVA Bruna
1	4	8 FRANCISCO Amanda - Cap
<b>9</b>	<b>76</b>	<b>Total Team</b>
4	13	7 SILVA Ana Carolina
2	2	3 SILVA Bruna
2	13	8 FRANCISCO Amanda - Cap
<b>16</b>		<b>Total Team</b>
<b>75</b>	<b>219</b>	<b>Total Team</b>
<b>17</b>	<b>38</b>	7 SILVA Ana Carolina
<b>65 km/h</b>		8 FRANCISCO Amanda - Cap

Scoring Skills
<b>Spike</b>
<b>Block</b>
<b>Serve</b>
<b>Opp Error</b>
<b>Total</b>
<b>Best Scorer</b>
<b>Fastest Serve</b>

Won	Total Atts	No Name
<b>31</b>	<b>110</b>	<b>Total Team</b>
10	33	9 LOVE Tabitha Ashly
7	19	20 BARCLAY Lisa Dawn Margaret
5	19	18 MARCELLE Shanice Anastasia
<b>6</b>	<b>45</b>	<b>Total Team</b>
2	9	15 PERRIN Alicia
1	2	9 LOVE Tabitha Ashly
1	2	20 BARCLAY Lisa Dawn Margaret
	<b>42</b>	<b>Total Team</b>
<b>6</b>		<b>Total Team</b>
<b>43</b>	<b>197</b>	<b>Total Team</b>
<b>11</b>	<b>38</b>	9 LOVE Tabitha Ashly
<b>77 km/h</b>		17 FRENCH Kelci Brooke

**LEGEND**

Atts Attempts  
 L Libero player  
 [n] Starting line-up where n = starting position on court (i.e. positions 1 to 6)  
 Opp Opponent

C Team Captain  
 [L] Substitute libero  
 [nn] Substitute where nn = jersey number of out going player  
 Pts Points scored

Timing and Results provided by **TISSOT**



WED 10 JUL 2013  
15:30  
16:47

Match No: 15

### Match Statistics

статистика

Match Duration: 1h 17m  
Attendance: 500

**BRA vs CAN**  
3 0

Teams	Sets	1	2	3	Total
<b>BRA</b>	<b>3</b>	25	25	25	75
<b>CAN</b>	<b>0</b>	15	15	13	43
<b>Playing Time</b>		23m	23m	25m	1h 11m

First Referee: MICHLIC Agnieszka (POL)


Second Referee: HO Tat Ming, Samuel (HKG)

### BRA - Brazil


Scoring Spike

<b>Limit</b>
<b>15.00%</b>

Rk	No	Name	Spikes	Faults	Shots	Total Attempts	Eff %
1	5	BIDIAS Regiane	7	-	17	24	29.17
2	10	MOREIRA Danielle	12	4	13	29	27.59
3	8	FRANCISCO Amanda - Cap	7	3	5	15	26.67
	11	FARINEA Natasha	8	1	4	13	
	7	SILVA Ana Carolina	7	-	5	12	
	3	SILVA Bruna	-	-	1	1	
	1	SANTOS Carla	-	-	-	-	
	2	SILVA Mayhara	-	-	-	-	
	4	CARRIJO Juliana	-	-	-	-	
	6	CIDRAO Sonaly	-	-	-	-	
	9	SILVA Tassia	-	-	-	-	
	12	RATZKE Roberta	-	-	-	-	
<b>Team Totals</b>			<b>41</b>	<b>8</b>	<b>45</b>	<b>94</b>	<b>35.11</b>

Scoring Block



Rk	No	Name	Kill Blocks	Faults	Rebounds	Total Attempts	Avg by Set
1	7	SILVA Ana Carolina	6	3	4	13	2.00
2	11	FARINEA Natasha	1	4	10	15	0.33
2	8	FRANCISCO Amanda - Cap	1	1	2	4	0.33
2	3	SILVA Bruna	1	-	1	2	0.33
5	5	BIDIAS Regiane	-	2	4	6	0.00
5	10	MOREIRA Danielle	-	3	3	6	0.00
5	4	CARRIJO Juliana	-	-	2	2	0.00
	1	SANTOS Carla	-	-	-	-	
	2	SILVA Mayhara	-	-	-	-	
	6	CIDRAO Sonaly	-	-	-	-	
	9	SILVA Tassia	-	-	-	-	
	12	RATZKE Roberta	-	-	-	-	
<b>Team Totals</b>			<b>9</b>	<b>14</b>	<b>26</b>	<b>49</b>	<b>3.00</b>

Scoring Service


Rk	No	Name	Aces	Faults	Serve Hits	Total Attempts	Avg by Set
1	7	SILVA Ana Carolina	4	1	8	13	1.33
2	8	FRANCISCO Amanda - Cap	2	-	11	13	0.67
2	3	SILVA Bruna	2	-	-	2	0.67
4	4	CARRIJO Juliana	1	-	16	17	0.33
5	5	BIDIAS Regiane	-	-	13	13	0.00
5	11	FARINEA Natasha	-	-	9	9	0.00
5	10	MOREIRA Danielle	-	1	5	6	0.00
5	12	RATZKE Roberta	-	-	3	3	0.00
	1	SANTOS Carla	-	-	-	-	
	2	SILVA Mayhara	-	-	-	-	
	6	CIDRAO Sonaly	-	-	-	-	
	9	SILVA Tassia	-	-	-	-	
<b>Team Totals</b>			<b>9</b>	<b>2</b>	<b>65</b>	<b>76</b>	<b>3.00</b>

Team

<b>Opponent Errors &amp; Team Faults</b>	16
--	----

Timing and Results provided by  **TISSOT**





WED 10 JUL 2013  
15:30  
16:47

Match No: 15

### Match Statistics

статистика

Match Duration: 1h 17m  
Attendance: 500


**BRA vs CAN**  
3 0

Teams	Sets	1	2	3	Total
<b>BRA</b>	<b>3</b>	25	25	25	75
<b>CAN</b>	<b>0</b>	15	15	13	43
<b>Playing Time</b>		23m	23m	25m	1h 11m

First Referee: MICHLIC Agnieszka (POL)

Second Referee: HO Tat Ming, Samuel (HKG)

### BRA - Brazil

Non-Scoring Dig


Rk	No	Name	Digs	Faults	Receptions	Total Attempts	Avg by Set
1	9	SILVA Tassia	7	8	11	26	2.33
2	8	FRANCISCO Amanda - Cap	4	2	6	12	1.33
3	5	BIDIAS Regiane	3	-	9	12	1.00
4	11	FARINEA Natasha	1	-	3	4	0.33
5	10	MOREIRA Danielle	-	4	11	15	0.00
5	4	CARRIJO Juliana	-	-	4	4	0.00
5	7	SILVA Ana Carolina	-	2	2	4	0.00
5	12	RATZKE Roberta	-	2	1	3	0.00
	1	SANTOS Carla	-	-	-	-	-
	2	SILVA Mayhara	-	-	-	-	-
	3	SILVA Bruna	-	-	-	-	-
	6	CIDRAO Sonaly	-	-	-	-	-
<b>Team Totals</b>			15	18	47	80	5.00


Non-Scoring Set


Rk	No	Name	Running Sets	Faults	Still Sets	Total Attempts	Avg by Set
1	4	CARRIJO Juliana	30	-	38	68	10.00
2	12	RATZKE Roberta	4	-	4	8	1.33
3	11	FARINEA Natasha	1	-	3	4	0.33
3	8	FRANCISCO Amanda - Cap	1	-	2	3	0.33
3	10	MOREIRA Danielle	1	-	1	2	0.33
6	5	BIDIAS Regiane	-	1	2	3	0.00
6	7	SILVA Ana Carolina	-	-	2	2	0.00
6	9	SILVA Tassia	-	-	1	1	0.00
	1	SANTOS Carla	-	-	-	-	-
	2	SILVA Mayhara	-	-	-	-	-
	3	SILVA Bruna	-	-	-	-	-
	6	CIDRAO Sonaly	-	-	-	-	-
<b>Team Totals</b>			37	1	53	91	12.33

Non-Scoring Reception

<b>Limit</b> 25.00%

Rk	No	Name	Excellents	Faults	Serve Receptions	Total Attempts	Succ %
1	9	SILVA Tassia	13	-	3	16	81.25
2	5	BIDIAS Regiane	7	-	8	15	46.67
	8	FRANCISCO Amanda - Cap	4	-	2	6	-
	1	SANTOS Carla	-	-	-	-	-
	2	SILVA Mayhara	-	-	-	-	-
	3	SILVA Bruna	-	-	-	-	-
	4	CARRIJO Juliana	-	-	-	-	-
	6	CIDRAO Sonaly	-	-	-	-	-
	7	SILVA Ana Carolina	-	-	-	-	-
	10	MOREIRA Danielle	-	-	-	-	-
	11	FARINEA Natasha	-	-	-	-	-
	12	RATZKE Roberta	-	-	-	-	-
<b>Team Totals</b>			24		13	37	64.86

Timing and Results provided by  TISSOT



WED 10 JUL 2013  
15:30  
16:47

Match No: 15

### Match Statistics

статистика

Match Duration: 1h 17m  
Attendance: 500

**BRA vs CAN**  
3 0

Teams	Sets	1	2	3	Total
<b>BRA</b>	<b>3</b>	25	25	25	75
<b>CAN</b>	<b>0</b>	15	15	13	43
<b>Playing Time</b>		23m	23m	25m	1h 11m

First Referee: MICHLIC Agnieszka (POL)


Second Referee: HO Tat Ming, Samuel (HKG)

### CAN - Canada


Scoring Spike

<b>Limit</b>
<b>15.00%</b>

Rk	No	Name	Spikes	Faults	Shots	Total Attempts	Eff %
1	20	BARCLAY Lisa Dawn Margaret	7	1	11	19	31.58
2	9	LOVE Tabitha Ashly	10	4	19	33	18.18
3	18	MARCELLE Shanice Anastasia	5	3	11	19	10.53
	2	CRANSTON Dana Margaret	1	1	8	10	
	14	RICHEY Kyla Elizabeth	2	3	5	10	
	15	PERRIN Alicia	1	1	4	6	
	5	CHARUK Lucille June	2	-	2	4	
	13	NADEAU Marie-Sophie	2	1	1	4	
	17	FRENCH Kelci Brooke	1	-	2	3	
	16	NYHOF Kelly Elizabeth	-	2	-	2	
	1	ANDREW-WASYLIK Tesca Bryn	-	-	-	-	
	12	CYR Megan Elizabeth Mae	-	-	-	-	
<b>Team Totals</b>			<b>31</b>	<b>16</b>	<b>63</b>	<b>110</b>	<b>13.64</b>

Scoring Block



Rk	No	Name	Kill Blocks	Faults	Rebounds	Total Attempts	Avg by Set
1	15	PERRIN Alicia	2	4	3	9	0.67
2	16	NYHOF Kelly Elizabeth	1	3	7	11	0.33
2	18	MARCELLE Shanice Anastasia	1	3	1	5	0.33
2	9	LOVE Tabitha Ashly	1	-	1	2	0.33
2	20	BARCLAY Lisa Dawn Margaret	1	-	1	2	0.33
6	2	CRANSTON Dana Margaret	-	3	2	5	0.00
6	5	CHARUK Lucille June	-	4	1	5	0.00
6	14	RICHEY Kyla Elizabeth	-	-	3	3	0.00
6	13	NADEAU Marie-Sophie	-	1	1	2	0.00
6	17	FRENCH Kelci Brooke	-	1	-	1	0.00
	1	ANDREW-WASYLIK Tesca Bryn	-	-	-	-	
	12	CYR Megan Elizabeth Mae	-	-	-	-	
<b>Team Totals</b>			<b>6</b>	<b>19</b>	<b>20</b>	<b>45</b>	<b>2.00</b>

Scoring Service


Rk	No	Name	Aces	Faults	Serve Hits	Total Attempts	Avg by Set
1	5	CHARUK Lucille June	-	-	9	9	0.00
1	17	FRENCH Kelci Brooke	-	1	5	6	0.00
1	18	MARCELLE Shanice Anastasia	-	-	5	5	0.00
1	12	CYR Megan Elizabeth Mae	-	-	4	4	0.00
1	14	RICHEY Kyla Elizabeth	-	-	4	4	0.00
1	20	BARCLAY Lisa Dawn Margaret	-	-	4	4	0.00
1	9	LOVE Tabitha Ashly	-	-	3	3	0.00
1	13	NADEAU Marie-Sophie	-	-	3	3	0.00
1	15	PERRIN Alicia	-	1	1	2	0.00
1	2	CRANSTON Dana Margaret	-	-	1	1	0.00
1	16	NYHOF Kelly Elizabeth	-	1	-	1	0.00
	1	ANDREW-WASYLIK Tesca Bryn	-	-	-	-	
<b>Team Totals</b>				<b>3</b>	<b>39</b>	<b>42</b>	<b>0.00</b>

Team

<b>Opponent Errors &amp; Team Faults</b>	6
--	---

Timing and Results provided by  TISSOT



WED 10 JUL 2013  
15:30  
16:47

Match No: 15

### Match Statistics

статистика

Match Duration: 1h 17m  
Attendance: 500


**BRA vs CAN**  
3 0


Teams	Sets	1	2	3	Total
<b>BRA</b>	<b>3</b>	25	25	25	75
<b>CAN</b>	<b>0</b>	15	15	13	43
<b>Playing Time</b>		23m	23m	25m	1h 11m


First Referee: MICHLIC Agnieszka (POL)

Second Referee: HO Tat Ming, Samuel (HKG)


### CAN - Canada

Non-Scoring Dig	Rk	No	Name	Digs	Faults	Receptions	Total Attempts	Avg by Set	
	1	17	FRENCH Kelci Brooke	4	3	4	11	1.33	
	2	14	RICHEY Kyla Elizabeth	3	3	1	7	1.00	
	3	1	ANDREW-WASYLIK Tesca Bryn	2	4	14	20	0.67	
	3	18	MARCELLE Shanice Anastasia	2	5	5	12	0.67	
	3	9	LOVE Tabitha Ashly	2	-	4	6	0.67	
	3	13	NADEAU Marie-Sophie	2	2	1	5	0.67	
	7	2	CRANSTON Dana Margaret	1	-	-	1	0.33	
	8	12	CYR Megan Elizabeth Mae	-	1	7	8	0.00	
	8	20	BARCLAY Lisa Dawn Margaret	-	2	5	7	0.00	
	8	5	CHARUK Lucille June	-	1	1	2	0.00	
		15	PERRIN Alicia	-	-	-	-	-	
		16	NYHOF Kelly Elizabeth	-	-	-	-	-	
	<b>Team Totals</b>				16	21	42	79	5.33

Non-Scoring Set	Rk	No	Name	Running Sets	Faults	Still Sets	Total Attempts	Avg by Set	
	1	17	FRENCH Kelci Brooke	17	2	42	61	5.67	
	2	12	CYR Megan Elizabeth Mae	4	1	13	18	1.33	
	3	1	ANDREW-WASYLIK Tesca Bryn	3	-	8	11	1.00	
	4	5	CHARUK Lucille June	1	-	3	4	0.33	
	4	14	RICHEY Kyla Elizabeth	1	-	-	1	0.33	
	6	18	MARCELLE Shanice Anastasia	-	1	2	3	0.00	
	6	15	PERRIN Alicia	-	-	2	2	0.00	
	6	2	CRANSTON Dana Margaret	-	-	1	1	0.00	
	6	9	LOVE Tabitha Ashly	-	-	1	1	0.00	
	6	13	NADEAU Marie-Sophie	-	-	1	1	0.00	
	6	20	BARCLAY Lisa Dawn Margaret	-	-	1	1	0.00	
		16	NYHOF Kelly Elizabeth	-	-	-	-	-	
	<b>Team Totals</b>				26	4	74	104	8.67

Non-Scoring Reception	Rk	No	Name	Excellents	Faults	Serve Receptions	Total Attempts	Succ %	
	1	1	ANDREW-WASYLIK Tesca Bryn	9	1	7	17	52.94	
	2	14	RICHEY Kyla Elizabeth	4	3	3	10	40.00	
	3	13	NADEAU Marie-Sophie	5	2	6	13	38.46	
	4	18	MARCELLE Shanice Anastasia	4	1	17	22	18.18	
		2	CRANSTON Dana Margaret	1	-	1	2		
		20	BARCLAY Lisa Dawn Margaret	1	-	1	2		
		5	CHARUK Lucille June	-	-	-	-		
		9	LOVE Tabitha Ashly	-	-	-	-		
		12	CYR Megan Elizabeth Mae	-	-	-	-		
		15	PERRIN Alicia	-	-	-	-		
		16	NYHOF Kelly Elizabeth	-	-	-	-		
		17	FRENCH Kelci Brooke	-	-	-	-		
	<b>Limit</b>								
	<b>25.00%</b>				24	7	35	66	36.36
	<b>Team Totals</b>								

LEGEND Avg Average Eff% Efficiency Rk Rank Succ% Success %

Timing and Results provided by  TISSOT



# Result Book

27th Summer Universiade in Kazan 2013



## Volleyball

Women's Preliminary Round Group C







Match No: 2

### Start List

Стартовый список

## PRK vs SVK

First Referee: BAKUNOVICH Yury (BLR)

Second Referee: KIT WA Sio (MAC)

### PRK - Democratic People's Republic of Korea


No.	C/L	Name	Shirt Name	Height m / ft in	Weight kg / lbs	Highest Reach		Date of Birth	Tournament Totals				
						Spike cm	Block cm		Spike	Block	Serve	Total	%
1		KIM Un Jong	K. UN JONG	1.82/6'0"	67/148	272	254	2 JUL 1991					
2		KIM Yong Mi	K. YONG MI	1.76/5'9"	66/146	261	246	14 NOV 1992					
3		JONG Jin Sim	J. JIN SIM	1.82/6'0"	70/154	277	257	1 FEB 1992					
5		HAN Ok Sim	H. OK SIM	1.81/5'11"	66/146	267	253	1 OCT 1991					
6	C	MIN Ok Ju	M. OK JU	1.76/5'9"	65/143	261	247	2 SEP 1990					
7		RI Sun Jong	R. SUN JONG	1.76/5'9"	63/139	266	246	19 MAY 1990					
8	L	RO Un Yong	R. UN YONG	1.74/5'9"	66/146	254	242	23 SEP 1994					
9		RI Pom Hui	R. POM HUI	1.74/5'9"	70/154	259	244	16 APR 1991					
10		KANG Suk Gyong	K. SUK GYONG	1.75/5'9"	67/148	265	250	18 OCT 1993					
12		PAK Yon Suk	P. YON SUK	1.70/5'7"	67/148	250	240	13 JUN 1986					
13	L	JONG Song Hui	J. SONG HUI	1.70/5'7"	60/132	255	240	30 NOV 1992					
Head Coach		KANG Ok Sun			Assistant Coach		JANG Kyong Su						

### SVK - Slovakia

No.	C/L	Name	Shirt Name	Height m / ft in	Weight kg / lbs	Highest Reach		Date of Birth	Tournament Totals				
						Spike cm	Block cm		Spike	Block	Serve	Total	%
1		KUCIAKOVA Miroslava	Kuciakova	1.79/5'10"	65/143	303	290	31 JAN 1989					
2		HUDECOVA Romana	Hudecova	1.79/5'10"	62/137	300	288	21 SEP 1993					
3		KOSOVA Simona	Kosova	1.87/6'2"	67/148	308	295	27 MAR 1992					
5		SALANCIOVA Erika	Salanciova	1.86/6'1"	69/152	302	290	14 JUN 1991					
6		DROBNAKOVA Dominika	Drobnakova	1.82/6'0"	67/148	305	291	4 JUN 1992					
9		PENCOVA Jaroslava	Pencova	1.90/6'3"	80/176	300	290	24 JUN 1990					
11		ABRHAMOVA Michaela	Abrahamova	1.8/0'7"	75/165	300	290	31 AUG 1993					
12		STANKOVIANSKA Monika	Stankovianska	1.90/6'3"	70/154	310	295	26 NOV 1986					
14	L	VALACHOVA Dominika	Valachova	1.65/5'5"	56/123	295	290	4 JUN 1986					
16		KUBOVA Paula	Kubova	1.82/6'0"	68/150	295	288	28 MAY 1986					
17	C	DUDOVA Katarina	Dudova	1.75/5'9"	69/152	288	249	27 APR 1985					
19		SMATANIKOVA Jaroslava	Smatanikova	1.76/5'9"	67/148	285	280	5 JAN 1992					
Head Coach		CADA Miroslav			Assistant Coach		MATUSOV Michal						

#### LEGEND

% Percent of total team scoring    C Team Captain    L Libero Player

Timing and Results provided by  TISSOT





Match No: 2

### Match Results

Результат / Отчет о матче

Match Duration: 1h 16m  
Attendance: 700

**PRK vs SVK**  
3 0

Teams	Sets	1	2	3	Total
PRK	3	25	25	25	75
SVK	0	14	15	17	46
Playing Time		20m	23m	26m	1h 09m

First Referee: BAKUNOVICH Yury (BLR)

Second Referee: KIT WA Sio (MAC)

PRK - Democratic People's Republic of Korea								
No	C/L	Name	1	2	3	4	5	Pts
1		KIM Un Jong	3	3	3			8
2		KIM Yong Mi			9			1
3		JONG Jin Sim	2	2	2			22
5		HAN Ok Sim	4	4	4			4
6	C	MIN Ok Ju	1	1	1			4
7		RI Sun Jong	6	6	6			6
8	L	RO Un Yong						
9		RI Pom Hui	5	5	5			6
10		KANG Suk Gyeong						
12		PAK Yon Suk						
13	L	JONG Song Hui	L	L	L			
Head Coach		KANG Ok Sun						
Assistant Coach		JANG Kyong Su						

SVK - Slovakia								
No	C/L	Name	1	2	3	4	5	Pts
1		KUCIAKOVA Miroslava	4	4	1			5
2		HUDECOVA Romana						
3		KOSOVA Simona	5	5	2			6
5		SALANCIOVA Erika	6	1	16			6
6		DROBNAKOVA Dominika	1	5	4			3
9		PENCOVA Jaroslava	2	2	5			8
11		ABRHAMOVA Michaela						
12		STANKOVIANSKA Monika	16	3				1
14	L	VALACHOVA Dominika	L	L	L			1
16		KUBOVA Paula	3	12	6			2
17	C	DUDOVA Katarina	6	6	3			3
19		SMATANIKOVA Jaroslava						
Head Coach		CADA Miroslav						
Assistant Coach		MATUSOV Michal						

### TEAM AND PLAYER PERFORMANCES

Won	Total Atts	No Name	Scoring Skills	Won	Total Atts	No Name
41	101	<b>Total Team</b>		31	110	<b>Total Team</b>
19	39	3 JONG Jin Sim	Spike	6	17	9 PENCOVA Jaroslava
6	11	1 KIM Un Jong		6	14	3 KOSOVA Simona
6	21	9 RI Pom Hui		5	20	1 KUCIAKOVA Miroslava
6	29	<b>Total Team</b>	Block	3	38	<b>Total Team</b>
3	7	6 MIN Ok Ju		2	14	9 PENCOVA Jaroslava
2	7	1 KIM Un Jong		1	10	17 DUDOVA Katarina
1	9	7 RI Sun Jong	Serve	1	48	<b>Total Team</b>
4	73	<b>Total Team</b>		1	7	5 SALANCIOVA Erika
3	16	3 JONG Jin Sim				
1	13	5 HAN Ok Sim	Opp Error	11		<b>Total Team</b>
24		<b>Total Team</b>		46	196	<b>Total Team</b>
75	203	<b>Total Team</b>				
22	58	3 JONG Jin Sim	<b>Best Scorer</b>	8	38	9 PENCOVA Jaroslava
			<b>Total</b>			

LEGEND			
Atts	Attempts	C	Team Captain
L	Libero player	L	Substitute libero
n	Starting line-up where n = starting position on court (i.e. positions 1 to 6)	nn	Substitute where nn = jersey number of out going player
Opp	Opponent	Pts	Points scored

Timing and Results provided by TISSOT



Match No: 2

### Match Statistics

статистика

Match Duration: 1h 16m  
Attendance: 700

PRK vs SVK  
3 0

Teams	Sets	1	2	3	Total
PRK	3	25	25	25	75
SVK	0	14	15	17	46
	Playing Time	20m	23m	26m	1h 09m

First Referee: BAKUNOVICH Yury (BLR)


Second Referee: KIT WA Sio (MAC)

### PRK - Democratic People's Republic of Korea


Scoring Spike

Limit 15.00%

Rk	No	Name	Spikes	Faults	Shots	Total Attempts	Eff %
1	3	JONG Jin Sim	19	3	17	39	41.03
2	9	RI Pom Hui	6	3	12	21	14.29
	1	KIM Un Jong	6	-	5	11	
	7	RI Sun Jong	5	-	5	10	
	5	HAN Ok Sim	3	2	4	9	
	6	MIN Ok Ju	1	-	7	8	
	13	JONG Song Hui	-	-	2	2	
	2	KIM Yong Mi	1	-	-	1	
	8	RO Un Yong	-	-	-	-	
	10	KANG Suk Gyong	-	-	-	-	
	12	PAK Yon Suk	-	-	-	-	
<b>Team Totals</b>			41	8	52	101	32.67

Scoring Block


Rk	No	Name	Kill Blocks	Faults	Rebounds	Total Attempts	Avg by Set
1	6	MIN Ok Ju	3	2	2	7	1.00
2	1	KIM Un Jong	2	2	3	7	0.67
3	7	RI Sun Jong	1	3	5	9	0.33
4	3	JONG Jin Sim	-	-	3	3	0.00
4	9	RI Pom Hui	-	1	1	2	0.00
4	5	HAN Ok Sim	-	-	1	1	0.00
	2	KIM Yong Mi	-	-	-	-	
	8	RO Un Yong	-	-	-	-	
	10	KANG Suk Gyong	-	-	-	-	
	12	PAK Yon Suk	-	-	-	-	
	13	JONG Song Hui	-	-	-	-	
<b>Team Totals</b>			6	8	15	29	2.00

Scoring Service


Rk	No	Name	Aces	Faults	Serve Hits	Total Attempts	Avg by Set
1	3	JONG Jin Sim	3	-	13	16	1.00
2	5	HAN Ok Sim	1	1	11	13	0.33
3	6	MIN Ok Ju	-	-	16	16	0.00
3	7	RI Sun Jong	-	-	10	10	0.00
3	1	KIM Un Jong	-	1	6	7	0.00
3	9	RI Pom Hui	-	1	6	7	0.00
3	2	KIM Yong Mi	-	-	4	4	0.00
	8	RO Un Yong	-	-	-	-	
	10	KANG Suk Gyong	-	-	-	-	
	12	PAK Yon Suk	-	-	-	-	
	13	JONG Song Hui	-	-	-	-	
<b>Team Totals</b>			4	3	66	73	1.33

Team

Opponent Errors & Team Faults	
	24



Match No: 2

### Match Statistics

статистика

Match Duration: 1h 16m  
Attendance: 700


PRK vs SVK  
3 0

Teams	Sets	1	2	3	Total
PRK	3	25	25	25	75
SVK	0	14	15	17	46
	Playing Time	20m	23m	26m	1h 09m


First Referee: BAKUNOVICH Yury (BLR)

Second Referee: KIT WA Sio (MAC)

### PRK - Democratic People's Republic of Korea

Non-Scoring Dig


Rk	No	Name	Digs	Faults	Receptions	Total Attempts	Avg by Set
1	13	JONG Song Hui	6	3	11	20	2.00
2	3	JONG Jin Sim	3	1	6	10	1.00
3	7	RI Sun Jong	2	4	1	7	0.67
4	5	HAN Ok Sim	1	-	10	11	0.33
4	9	RI Pom Hui	1	3	6	10	0.33
6	6	MIN Ok Ju	-	2	7	9	0.00
6	1	KIM Un Jong	-	-	3	3	0.00
6	2	KIM Yong Mi	-	-	3	3	0.00
	8	RO Un Yong	-	-	-	-	-
	10	KANG Suk Gyong	-	-	-	-	-
	12	PAK Yon Suk	-	-	-	-	-
<b>Team Totals</b>			13	13	47	73	4.33

Non-Scoring Set


Rk	No	Name	Running Sets	Faults	Still Sets	Total Attempts	Avg by Set
1	6	MIN Ok Ju	33	2	38	73	11.00
2	5	HAN Ok Sim	4	-	5	9	1.33
3	1	KIM Un Jong	1	-	2	3	0.33
3	7	RI Sun Jong	1	-	-	1	0.33
5	9	RI Pom Hui	-	-	3	3	0.00
5	3	JONG Jin Sim	-	-	2	2	0.00
	2	KIM Yong Mi	-	-	-	-	-
	8	RO Un Yong	-	-	-	-	-
	10	KANG Suk Gyong	-	-	-	-	-
	12	PAK Yon Suk	-	-	-	-	-
	13	JONG Song Hui	-	-	-	-	-
<b>Team Totals</b>			39	2	50	91	13.00

Non-Scoring Reception

<b>Limit</b>
<b>25.00%</b>

Rk	No	Name	Excellents	Faults	Serve Receptions	Total Attempts	Succ %
1	3	JONG Jin Sim	3	-	15	18	16.67
	13	JONG Song Hui	2	1	5	8	
	9	RI Pom Hui	1	-	6	7	
	5	HAN Ok Sim	2	-	3	5	
	1	KIM Un Jong	-	-	1	1	
	2	KIM Yong Mi	-	-	1	1	
	6	MIN Ok Ju	-	-	-	-	
	7	RI Sun Jong	-	-	-	-	
	8	RO Un Yong	-	-	-	-	
	10	KANG Suk Gyong	-	-	-	-	
	12	PAK Yon Suk	-	-	-	-	
<b>Team Totals</b>			8	1	31	40	20.00



Match No: 2

### Match Statistics

статистика

Match Duration: 1h 16m  
Attendance: 700

PRK vs SVK  
3 0

Teams	Sets	1	2	3	Total
PRK	3	25	25	25	75
SVK	0	14	15	17	46
	Playing Time	20m	23m	26m	1h 09m

First Referee: BAKUNOVICH Yury (BLR)


Second Referee: KIT WA Sio (MAC)

### SVK - Slovakia


Scoring Spike

Limit 15.00%

Rk	No	Name	Spikes	Faults	Shots	Total Attempts	Eff %
1	9	PENCOVA Jaroslava	6	2	9	17	23.53
2	1	KUCIAKOVA Miroslava	5	2	13	20	15.00
3	5	SALANCIOVA Erika	5	4	9	18	5.56
	6	DROBNAKOVA Dominika	3	3	10	16	
	16	KUBOVA Paula	2	4	9	15	
	3	KOSOVA Simona	6	2	6	14	
	12	STANKOVIANSKA Monika	1	2	3	6	
	17	DUDOVA Katarina	2	-	1	3	
	14	VALACHOVA Dominika	1	-	-	1	
	2	HUDECOVA Romana	-	-	-	-	
	11	ABRHAMOVA Michaela	-	-	-	-	
	19	SMATANIKOVA Jaroslava	-	-	-	-	
<b>Team Totals</b>			31	19	60	110	10.91

Scoring Block



Rk	No	Name	Kill Blocks	Faults	Rebounds	Total Attempts	Avg by Set
1	9	PENCOVA Jaroslava	2	3	9	14	0.67
2	17	DUDOVA Katarina	1	5	4	10	0.33
3	3	KOSOVA Simona	-	2	5	7	0.00
3	6	DROBNAKOVA Dominika	-	3	1	4	0.00
3	12	STANKOVIANSKA Monika	-	-	2	2	0.00
3	1	KUCIAKOVA Miroslava	-	-	1	1	0.00
	2	HUDECOVA Romana	-	-	-	-	
	5	SALANCIOVA Erika	-	-	-	-	
	11	ABRHAMOVA Michaela	-	-	-	-	
	14	VALACHOVA Dominika	-	-	-	-	
	16	KUBOVA Paula	-	-	-	-	
	19	SMATANIKOVA Jaroslava	-	-	-	-	
<b>Team Totals</b>			3	13	22	38	1.00

Scoring Service


Rk	No	Name	Aces	Faults	Serve Hits	Total Attempts	Avg by Set
1	5	SALANCIOVA Erika	1	-	6	7	0.33
2	3	KOSOVA Simona	-	-	11	11	0.00
2	1	KUCIAKOVA Miroslava	-	-	8	8	0.00
2	9	PENCOVA Jaroslava	-	2	5	7	0.00
2	17	DUDOVA Katarina	-	1	5	6	0.00
2	6	DROBNAKOVA Dominika	-	3	2	5	0.00
2	12	STANKOVIANSKA Monika	-	-	2	2	0.00
2	16	KUBOVA Paula	-	1	1	2	0.00
	2	HUDECOVA Romana	-	-	-	-	
	11	ABRHAMOVA Michaela	-	-	-	-	
	14	VALACHOVA Dominika	-	-	-	-	
	19	SMATANIKOVA Jaroslava	-	-	-	-	
<b>Team Totals</b>			1	7	40	48	0.33

Team

Opponent Errors & Team Faults	11	1
-------------------------------	----	---

Timing and Results provided by  TISSOT



Match No: 2

### Match Statistics

статистика

Match Duration: 1h 16m  
Attendance: 700


PRK vs SVK  
3 0

Teams	Sets	1	2	3	Total
PRK	3	25	25	25	75
SVK	0	14	15	17	46
Playing Time		20m	23m	26m	1h 09m


First Referee: BAKUNOVICH Yury (BLR)

Second Referee: KIT WA Sio (MAC)

### SVK - Slovakia

Non-Scoring Dig


Rk	No	Name	Digs	Faults	Receptions	Total Attempts	Avg by Set
1	14	VALACHOVA Dominika	4	5	10	19	1.33
2	1	KUCIAKOVA Miroslava	2	4	9	15	0.67
3	16	KUBOVA Paula	-	1	5	6	0.00
3	17	DUDOVA Katarina	-	1	5	6	0.00
3	3	KOSOVA Simona	-	-	3	3	0.00
3	5	SALANCIOVA Erika	-	2	1	3	0.00
3	6	DROBNAKOVA Dominika	-	1	1	2	0.00
3	9	PENCOVA Jaroslava	-	2	-	2	0.00
3	12	STANKOVIANSKA Monika	-	-	1	1	0.00
	2	HUDECOVA Romana	-	-	-	-	-
	11	ABRHAMOVA Michaela	-	-	-	-	-
	19	SMATANIKOVA Jaroslava	-	-	-	-	-
<b>Team Totals</b>			6	16	35	57	2.00

Non-Scoring Set


Rk	No	Name	Running Sets	Faults	Still Sets	Total Attempts	Avg by Set
1	17	DUDOVA Katarina	24	-	66	90	8.00
2	14	VALACHOVA Dominika	1	-	2	3	0.33
2	3	KOSOVA Simona	1	-	-	1	0.33
4	9	PENCOVA Jaroslava	-	1	3	4	0.00
4	6	DROBNAKOVA Dominika	-	-	2	2	0.00
4	5	SALANCIOVA Erika	-	-	1	1	0.00
	1	KUCIAKOVA Miroslava	-	-	-	-	-
	2	HUDECOVA Romana	-	-	-	-	-
	11	ABRHAMOVA Michaela	-	-	-	-	-
	12	STANKOVIANSKA Monika	-	-	-	-	-
	16	KUBOVA Paula	-	-	-	-	-
	19	SMATANIKOVA Jaroslava	-	-	-	-	-
<b>Team Totals</b>			26	1	74	101	8.67

Non-Scoring Reception

<b>Limit</b> 25.00%

Rk	No	Name	Excellents	Faults	Serve Receptions	Total Attempts	Succ %
1	5	SALANCIOVA Erika	3	3	9	15	20.00
2	14	VALACHOVA Dominika	2	-	20	22	9.09
3	6	DROBNAKOVA Dominika	1	1	11	13	7.69
4	1	KUCIAKOVA Miroslava	1	-	18	19	5.26
	3	KOSOVA Simona	-	-	1	1	-
	2	HUDECOVA Romana	-	-	-	-	-
	9	PENCOVA Jaroslava	-	-	-	-	-
	11	ABRHAMOVA Michaela	-	-	-	-	-
	12	STANKOVIANSKA Monika	-	-	-	-	-
	16	KUBOVA Paula	-	-	-	-	-
	17	DUDOVA Katarina	-	-	-	-	-
	19	SMATANIKOVA Jaroslava	-	-	-	-	-
<b>Team Totals</b>			7	4	59	70	10.00

LEGEND Avg Average Eff% Efficiency Rk Rank Succ% Success %

Timing and Results provided by  TISSOT





Match No: 1

**Start List**

Стартовый список

**REVISED**  
8 JUL 15:07

**TPE vs CHN**

First Referee: TUBYLOV Alexander (RUS)

Second Referee: LUNA AMEZCUA Jose Roberto (MEX)

**TPE - Chinese Taipei**

No.	C/L	Name	Shirt Name	Height m / ft in	Weight kg / lbs	Highest Reach		Date of Birth	Tournament Totals					
						Spike cm	Block cm		Spike	Block	Serve	Total	%	
3		CHEN Hsi	CHEN. H.	1.78/5'10"	65/143	275	260	15 MAR 1993						
4		HAN Ping-Ting	HAN. P.T	1.72/5'8"	58/128	270	260	20 JAN 1991						
5		LEE Hsin-Jung	LEE. H.J	1.58/5'2"	50/110	250	245	10 NOV 1992						
6		YANG Yi-Chen	YANG. Y.C	1.66/5'5"	60/132	248	243	4 APR 1992						
7	L	CHIEN Chia-Hui	CHIEN. C.H	1.63/5'4"	58/128	266	253	27 FEB 1993						
8		HSIAO Hsiang-Ling	HSIAO. H.L	1.72/5'8"	63/139	270	269	2 JAN 1993						
10		YIN Yu-Ting	YIN. Y.T	1.68/5'6"	62/137	268	265	14 OCT 1990						
11		CHEN Wan-Ting	CHEN. W.T	1.78/5'10"	64/141	274	264	25 NOV 1990						
12	C	CHEN Wan-Ching	CHEN. W.C	1.68/5'6"	56/123	268	263	16 JUN 1988						
13		WANG Ai-Shih	WANG. A.S	1.78/5'10"	75/165	276	270	10 OCT 1992						
16		WANG Pei-Chen	WANG. P.C	1.70/5'7"	62/137	270	263	22 NOV 1992						
17		CHEN Yi-Ju	CHEN. Y.J	1.74/5'9"	64/141	248	243	21 DEC 1989						

Head Coach CHANG En-Chung

Assistant Coach WANG Po-Hua

**CHN - China**


No.	C/L	Name	Shirt Name	Height m / ft in	Weight kg / lbs	Highest Reach		Date of Birth	Tournament Totals					
						Spike cm	Block cm		Spike	Block	Serve	Total	%	
1		REN Kaiyi		1.83/6'0"	75/165	305	295	14 DEC 1991						
2		FU Ting		1.79/5'10"	70/154	300	290	9 NOV 1991						
3	L	SUN Xiaxia		1.70/5'7"	60/132	290	280	19 MAY 1991						
4		YU Heng		1.76/5'9"	65/143	295	285	20 MAY 1992						
5		FU Ping		1.76/5'9"	68/150	300	290	9 NOV 1991						
6		XI Zenghui		1.86/6'1"	76/168	300	287	2 SEP 1990						
7		WANG Danyi		1.78/5'10"	65/143	295	287	10 APR 1989						
8		LIU Zichen		1.86/6'1"	78/172	307	295	4 FEB 1993						
9		SUN Chunni		1.87/6'2"	77/170	307	295	2 MAR 1988						
10		ZHOU Ying		1.83/6'0"	65/143	295	285	18 OCT 1993						
11		QU Rongrong		1.83/6'0"	75/165	305	295	12 FEB 1990						
12	C	ZHAO Shuihan		1.75/5'9"	62/137	300	290	1 JAN 1989						

Head Coach LIU Donghui

Assistant Coach SHENG Chunyuan

<b>LEGEND</b>
% Percent of total team scoring
C Team Captain
L Libero Player

Start time changed from 15:00 to 15:35

Timing and Results provided by  **TISSOT**



Match No: 1

### Match Results

Результат / Отчет о матче

Match Duration: 1h 23m  
 Attendance: 450

**TPE vs CHN**  
**3 0**

Teams	Sets	1	2	3	Total
TPE	3	25	25	27	77
CHN	0	20	21	25	66
Playing Time		23m	25m	27m	1h 15m

First Referee: TUBYLOV Alexander (RUS)

Second Referee: LUNA AMEZCUA Jose Roberto (MEX)

TPE - Chinese Taipei								
No	C/L	Name	1	2	3	4	5	Pts
3		CHEN Hsi						
4		HAN Ping-Ting	5					
5		LEE Hsin-Jung	10	10	10			
6		YANG Yi-Chen	1	1	1			2
7	L	CHIEN Chia-Hui	L	L	L			
8		HSIAO Hsiang-Ling	4	5	5			10
10		YIN Yu-Ting	2	2	2			16
11		CHEN Wan-Ting	4	4	4			25
12	C	CHEN Wan-Ching				11		
13		WANG Ai-Shih	3	3	3			5
16		WANG Pei-Chen				6		1
17		CHEN Yi-Ju	6	6	6			3

CHN - China								
No	C/L	Name	1	2	3	4	5	Pts
1		REN Kaiyi	5	5	5			11
2		FU Ting			3			2
3	L	SUN Xiaxia	L	L	L			
4		YU Heng						
5		FU Ping						
6		XI Zenghui	3	3				4
7		WANG Danyi	8	4	4			4
8		LIU Zichen	4					2
9		SUN Chunni	2	2	2			11
10		ZHOU Ying						
11		QU Rongrong	6	6	6			4
12	C	ZHAO Shuihan	1	1	1			4

### TEAM AND PLAYER PERFORMANCES

Won	Total Atts	No Name
52	123	<b>Total Team</b>
21	39	11 CHEN Wan-Ting
15	30	10 YIN Yu-Ting
10	24	8 HSIAO Hsiang-Ling
3	39	<b>Total Team</b>
1	14	17 CHEN Yi-Ju
1	6	11 CHEN Wan-Ting
1	9	13 WANG Ai-Shih
7	76	<b>Total Team</b>
3	17	11 CHEN Wan-Ting
2	15	13 WANG Ai-Shih
1	18	6 YANG Yi-Chen
15		<b>Total Team</b>
77	238	<b>Total Team</b>
25	62	11 CHEN Wan-Ting
67 km/h		11 CHEN Wan-Ting

Scoring Skills
<b>Spike</b>
<b>Block</b>
<b>Serve</b>
<b>Opp Error</b>
<b>Total</b>
<b>Best Scorer</b>
<b>Fastest Serve</b>

Won	Total Atts	No Name
32	106	<b>Total Team</b>
9	32	1 REN Kaiyi
9	30	9 SUN Chunni
4	8	12 ZHAO Shuihan
5	53	<b>Total Team</b>
3	9	6 XI Zenghui
1	2	8 LIU Zichen
1	3	2 FU Ting
5	67	<b>Total Team</b>
2	11	1 REN Kaiyi
2	14	9 SUN Chunni
1	10	7 WANG Danyi
24		<b>Total Team</b>
66	226	<b>Total Team</b>
11	57	1 REN Kaiyi
64 km/h		2 FU Ting

LEGEND	
Atts	Attempts
L	Libero player
n	Starting line-up where n = starting position on court (i.e. positions 1 to 6)
Opp	Opponent
C	Team Captain
L	Substitute libero
nn	Substitute where nn = jersey number of out going player
Pts	Points scored

Timing and Results provided by TISSOT



MON 8 JUL 2013  
15:34  
16:57

Match No: 1

### Match Statistics

Match Duration: 1h 23m

статистика

TPE vs CHN  
3 0

Teams	Sets	1	2	3	Total
TPE	3	25	25	27	77
CHN	0	20	21	25	66
Playing Time		24m	25m	28m	1h 17m

First Referee: TUBYLOV Alexander (RUS)


Second Referee: LUNA AMEZCUA Jose Roberto (MEX)

### TPE - Chinese Taipei


Scoring Spike

Limit 15.00%

Rk	No	Name	Spikes	Faults	Shots	Total Attempts	Eff %
1	11	CHEN Wan-Ting	21	4	14	39	43.59
2	10	YIN Yu-Ting	15	2	13	30	43.33
3	8	HSIAO Hsiang-Ling	10	5	9	24	20.83
	17	CHEN Yi-Ju	2	1	9	12	
	13	WANG Ai-Shih	2	2	5	9	
	6	YANG Yi-Chen	1	1	2	4	
	4	HAN Ping-Ting	-	3	1	4	
	16	WANG Pei-Chen	1	-	-	1	
	3	CHEN Hsi	-	-	-	-	
	5	LEE Hsin-Jung	-	-	-	-	
	7	CHIEN Chia-Hui	-	-	-	-	
	12	CHEN Wan-Ching	-	-	-	-	
<b>Team Totals</b>			52	18	53	123	27.64

Scoring Block



Rk	No	Name	Kill Blocks	Faults	Rebounds	Total Attempts	Avg by Set
1	17	CHEN Yi-Ju	1	3	10	14	0.33
1	13	WANG Ai-Shih	1	3	5	9	0.33
1	11	CHEN Wan-Ting	1	2	3	6	0.33
4	4	HAN Ping-Ting	-	-	3	3	0.00
4	8	HSIAO Hsiang-Ling	-	1	2	3	0.00
4	6	YANG Yi-Chen	-	-	2	2	0.00
4	10	YIN Yu-Ting	-	-	2	2	0.00
	3	CHEN Hsi	-	-	-	-	
	5	LEE Hsin-Jung	-	-	-	-	
	7	CHIEN Chia-Hui	-	-	-	-	
	12	CHEN Wan-Ching	-	-	-	-	
	16	WANG Pei-Chen	-	-	-	-	
<b>Team Totals</b>			3	9	27	39	1.00

Scoring Service


Rk	No	Name	Aces	Faults	Serve Hits	Total Attempts	Avg by Set
1	11	CHEN Wan-Ting	3	1	13	17	1.00
2	13	WANG Ai-Shih	2	-	13	15	0.67
3	6	YANG Yi-Chen	1	1	16	18	0.33
3	10	YIN Yu-Ting	1	3	7	11	0.33
5	17	CHEN Yi-Ju	-	1	7	8	0.00
5	8	HSIAO Hsiang-Ling	-	1	6	7	0.00
	3	CHEN Hsi	-	-	-	-	
	4	HAN Ping-Ting	-	-	-	-	
	5	LEE Hsin-Jung	-	-	-	-	
	7	CHIEN Chia-Hui	-	-	-	-	
	12	CHEN Wan-Ching	-	-	-	-	
	16	WANG Pei-Chen	-	-	-	-	
<b>Team Totals</b>			7	7	62	76	2.33

Team

Opponent Errors & Team Faults	15
-------------------------------	----

Timing and Results provided by  TISSOT



MON 8 JUL 2013  
15:34  
16:57

Match No: 1

### Match Statistics

статистика

Match Duration: 1h 23m


TPE vs CHN  
3 0


Teams	Sets	1	2	3	Total
TPE	3	25	25	27	77
CHN	0	20	21	25	66
Playing Time		24m	25m	28m	1h 17m


First Referee: TUBYLOV Alexander (RUS)

Second Referee: LUNA AMEZCUA Jose Roberto (MEX)

### TPE - Chinese Taipei

Non-Scoring Dig	Rk	No	Name	Digs	Faults	Receptions	Total Attempts	Avg by Set	
	1	7	CHIEN Chia-Hui	3	7	13	23	1.00	
	1	13	WANG Ai-Shih	3	1	2	6	1.00	
	3	10	YIN Yu-Ting	1	4	9	14	0.33	
	3	17	CHEN Yi-Ju	1	2	7	10	0.33	
	3	4	HAN Ping-Ting	1	1	3	5	0.33	
	6	11	CHEN Wan-Ting	-	2	12	14	0.00	
	6	8	HSIAO Hsiang-Ling	-	3	9	12	0.00	
	6	6	YANG Yi-Chen	-	2	6	8	0.00	
	6	5	LEE Hsin-Jung	-	1	3	4	0.00	
		3	CHEN Hsi	-	-	-	-	-	
		12	CHEN Wan-Ching	-	-	-	-	-	
		16	WANG Pei-Chen	-	-	-	-	-	
	<b>Team Totals</b>				9	23	64	96	3.00

Non-Scoring Set	Rk	No	Name	Running Sets	Faults	Still Sets	Total Attempts	Avg by Set	
	1	6	YANG Yi-Chen	37	2	50	89	12.33	
	2	7	CHIEN Chia-Hui	2	1	4	7	0.67	
	2	12	CHEN Wan-Ching	2	-	-	2	0.67	
	4	11	CHEN Wan-Ting	1	-	2	3	0.33	
	4	10	YIN Yu-Ting	1	-	1	2	0.33	
	6	17	CHEN Yi-Ju	-	-	2	2	0.00	
	6	5	LEE Hsin-Jung	-	-	1	1	0.00	
	6	13	WANG Ai-Shih	-	-	1	1	0.00	
	6	8	HSIAO Hsiang-Ling	-	1	-	1	0.00	
		3	CHEN Hsi	-	-	-	-	-	
		4	HAN Ping-Ting	-	-	-	-	-	
		16	WANG Pei-Chen	-	-	-	-	-	
	<b>Team Totals</b>				43	4	61	108	14.33

Non-Scoring Reception	Rk	No	Name	Excellents	Faults	Serve Receptions	Total Attempts	Succ %	
	1	7	CHIEN Chia-Hui	9	-	11	20	45.00	
	2	8	HSIAO Hsiang-Ling	8	1	13	22	36.36	
		5	LEE Hsin-Jung	5	-	2	7		
		10	YIN Yu-Ting	2	-	3	5		
		4	HAN Ping-Ting	-	2	3	5		
		11	CHEN Wan-Ting	-	1	1	2		
		17	CHEN Yi-Ju	-	1	-	1		
		3	CHEN Hsi	-	-	-	-		
		6	YANG Yi-Chen	-	-	-	-		
		12	CHEN Wan-Ching	-	-	-	-		
		13	WANG Ai-Shih	-	-	-	-		
		16	WANG Pei-Chen	-	-	-	-		
	<b>Limit</b>	25.00%							
	<b>Team Totals</b>				24	5	33	62	38.71

Timing and Results provided by  TISSOT



Match No: 1

### Match Statistics

Match Duration: 1h 23m

статистика


TPE vs CHN  
3 0

Teams	Sets	1	2	3	Total
TPE	3	25	25	27	77
CHN	0	20	21	25	66
Playing Time		24m	25m	28m	1h 17m


First Referee: TUBYLOV Alexander (RUS)

Second Referee: LUNA AMEZCUA Jose Roberto (MEX)


### CHN - China

Scoring Spike

Limit 15.00%

Rk	No	Name	Spikes	Faults	Shots	Total Attempts	Eff %
1	9	SUN Chunni	9	4	17	30	16.67
2	1	REN Kaiyi	9	4	19	32	15.63
	11	QU Rongrong	4	1	9	14	
	7	WANG Danyi	3	-	5	8	
	12	ZHAO Shuihan	4	-	4	8	
	6	XI Zenghui	1	2	3	6	
	8	LIU Zichen	1	-	3	4	
	2	FU Ting	1	1	2	4	
	3	SUN Xiaxia	-	-	-	-	
	4	YU Heng	-	-	-	-	
	5	FU Ping	-	-	-	-	
	10	ZHOU Ying	-	-	-	-	
<b>Team Totals</b>			32	12	62	106	18.87

Scoring Block



Rk	No	Name	Kill Blocks	Faults	Rebounds	Total Attempts	Avg by Set
1	6	XI Zenghui	3	5	1	9	1.00
2	2	FU Ting	1	2	-	3	0.33
2	8	LIU Zichen	1	1	-	2	0.33
4	1	REN Kaiyi	-	4	10	14	0.00
4	12	ZHAO Shuihan	-	9	3	12	0.00
4	11	QU Rongrong	-	4	3	7	0.00
4	7	WANG Danyi	-	2	2	4	0.00
4	9	SUN Chunni	-	1	1	2	0.00
	3	SUN Xiaxia	-	-	-	-	
	4	YU Heng	-	-	-	-	
	5	FU Ping	-	-	-	-	
	10	ZHOU Ying	-	-	-	-	
<b>Team Totals</b>			5	28	20	53	1.67

Scoring Service


Rk	No	Name	Aces	Faults	Serve Hits	Total Attempts	Avg by Set
1	9	SUN Chunni	2	1	11	14	0.67
1	1	REN Kaiyi	2	-	9	11	0.67
3	7	WANG Danyi	1	-	9	10	0.33
4	12	ZHAO Shuihan	-	1	9	10	0.00
4	11	QU Rongrong	-	-	7	7	0.00
4	8	LIU Zichen	-	-	6	6	0.00
4	2	FU Ting	-	-	5	5	0.00
4	6	XI Zenghui	-	1	3	4	0.00
	3	SUN Xiaxia	-	-	-	-	
	4	YU Heng	-	-	-	-	
	5	FU Ping	-	-	-	-	
	10	ZHOU Ying	-	-	-	-	
<b>Team Totals</b>			5	3	59	67	1.67

Team

Opponent Errors & Team Faults	24	3
-------------------------------	----	---

Timing and Results provided by  TISSOT





MON 8 JUL 2013  
15:34  
16:57

Match No: 1

### Match Statistics

Match Duration: 1h 23m

статистика


TPE vs CHN  
3 0


Teams	Sets	1	2	3	Total
TPE	3	25	25	27	77
CHN	0	20	21	25	66
Playing Time		24m	25m	28m	1h 17m


First Referee: TUBYLOV Alexander (RUS)

Second Referee: LUNA AMEZCUA Jose Roberto (MEX)

### CHN - China


Non-Scoring Dig	Rk	No	Name	Digs	Faults	Receptions	Total Attempts	Avg by Set
	1	3	SUN Xiaxia	3	4	3	10	1.00
	2	12	ZHAO Shuihan	2	7	11	20	0.67
	3	7	WANG Danyi	1	5	8	14	0.33
	3	1	REN Kaiyi	1	2	9	12	0.33
	3	8	LIU Zichen	1	2	3	6	0.33
	6	9	SUN Chunni	-	1	7	8	0.00
	6	11	QU Rongrong	-	1	5	6	0.00
	6	6	XI Zenghui	-	1	2	3	0.00
	6	2	FU Ting	-	-	2	2	0.00
		4	YU Heng	-	-	-	-	
		5	FU Ping	-	-	-	-	
		10	ZHOU Ying	-	-	-	-	
<b>Team Totals</b>				8	23	50	81	2.67

Non-Scoring Set	Rk	No	Name	Running Sets	Faults	Still Sets	Total Attempts	Avg by Set
	1	12	ZHAO Shuihan	20	-	50	70	6.67
	2	7	WANG Danyi	2	-	9	11	0.67
	2	1	REN Kaiyi	2	-	2	4	0.67
	4	11	QU Rongrong	1	-	3	4	0.33
	5	8	LIU Zichen	-	-	4	4	0.00
	5	3	SUN Xiaxia	-	-	2	2	0.00
	5	9	SUN Chunni	-	-	1	1	0.00
		2	FU Ting	-	-	-	-	
		4	YU Heng	-	-	-	-	
		5	FU Ping	-	-	-	-	
		6	XI Zenghui	-	-	-	-	
		10	ZHOU Ying	-	-	-	-	
<b>Team Totals</b>				25		71	96	8.33

Non-Scoring Reception	Rk	No	Name	Excellents	Faults	Serve Receptions	Total Attempts	Succ %
	1	7	WANG Danyi	5	2	13	20	25.00
		1	REN Kaiyi	6	-	7	13	
		9	SUN Chunni	5	4	4	13	
		3	SUN Xiaxia	4	-	6	10	
		8	LIU Zichen	3	1	6	10	
		2	FU Ting	-	-	-	-	
		4	YU Heng	-	-	-	-	
		5	FU Ping	-	-	-	-	
		6	XI Zenghui	-	-	-	-	
		10	ZHOU Ying	-	-	-	-	
		11	QU Rongrong	-	-	-	-	
		12	ZHAO Shuihan	-	-	-	-	
<b>Team Totals</b>				23	7	36	66	34.85

LEGEND

Avg Average Eff% Efficiency Rk Rank Succ% Success %

Timing and Results provided by  TISSOT



Match No: 10

### Start List

Стартовый список

## TPE vs PRK

First Referee: PIMTHONGKHONBURI Sasiprapa (THA)

Second Referee: RYABTSOV Alexander (RUS)

### TPE - Chinese Taipei

No.	C/L	Name	Shirt Name	Height m / ft in	Weight kg / lbs	Highest Reach		Date of Birth	Tournament Totals					
						Spike cm	Block cm		Spike	Block	Serve	Total	%	
3		CHEN Hsi	CHEN. H.	1.78/5'10"	65/143	275	260	15 MAR 1993						
4		HAN Ping-Ting	HAN. P.T	1.72/5'8"	58/128	270	260	20 JAN 1991						
5		LEE Hsin-Jung	LEE. H.J	1.58/5'2"	50/110	250	245	10 NOV 1992						
6		YANG Yi-Chen	YANG. Y.C	1.66/5'5"	60/132	248	243	4 APR 1992	1		1	2	3.23	
7	L	CHIEN Chia-Hui	CHIEN. C.H	1.63/5'4"	58/128	266	253	27 FEB 1993						
8		HSIAO Hsiang-Ling	HSIAO. H.L	1.72/5'8"	63/139	270	269	2 JAN 1993	10			10	16.13	
10		YIN Yu-Ting	YIN. Y.T	1.68/5'6"	62/137	268	265	14 OCT 1990	15		1	16	25.81	
11		CHEN Wan-Ting	CHEN. W.T	1.78/5'10"	64/141	274	264	25 NOV 1990	21	1	3	25	40.32	
12	C	CHEN Wan-Ching	CHEN. W.C	1.68/5'6"	56/123	268	263	16 JUN 1988						
13		WANG Ai-Shih	WANG. A.S	1.78/5'10"	75/165	276	270	10 OCT 1992	2	1	2	5	8.06	
16		WANG Pei-Chen	WANG. P.C	1.70/5'7"	62/137	270	263	22 NOV 1992	1			1	1.61	
17		CHEN Yi-Ju	CHEN. Y.J	1.74/5'9"	64/141	248	243	21 DEC 1989	2	1		3	4.84	

Head Coach CHANG En-Chung

Assistant Coach WANG Po-Hua

Results in this Universiade	Phase	Opponent	Sets	Points per Set
	Preliminary	CHN	3 - 0	25-20, 25-21, 27-25

### PRK - Democratic People's Republic of Korea


No.	C/L	Name	Shirt Name	Height m / ft in	Weight kg / lbs	Highest Reach		Date of Birth	Tournament Totals				
						Spike cm	Block cm		Spike	Block	Serve	Total	%
1		KIM Un Jong	K. UN JONG	1.82/6'0"	67/148	272	254	2 JUL 1991	6	2		8	15.69
2		KIM Yong Mi	K. YONG MI	1.76/5'9"	66/146	261	246	14 NOV 1992	1			1	1.96
3		JONG Jin Sim	J. JIN SIM	1.82/6'0"	70/154	277	257	1 FEB 1992	19		3	22	43.14
5		HAN Ok Sim	H. OK SIM	1.81/5'11"	66/146	267	253	1 OCT 1991	3		1	4	7.84
6	C	MIN Ok Ju	M. OK JU	1.76/5'9"	65/143	261	247	2 SEP 1990	1	3		4	7.84
7		RI Sun Jong	R. SUN JONG	1.76/5'9"	63/139	266	246	19 MAY 1990	5	1		6	11.76
8	L	RO Un Yong	R. UN YONG	1.74/5'9"	66/146	254	242	23 SEP 1994					
9		RI Pom Hui	R. POM HUI	1.74/5'9"	70/154	259	244	16 APR 1991	6			6	11.76
10		KANG Suk Gyong	K. SUK GYONG	1.75/5'9"	67/148	265	250	18 OCT 1993					
12		PAK Yon Suk	P. YON SUK	1.70/5'7"	67/148	250	240	13 JUN 1986					
13	L	JONG Song Hui	J. SONG HUI	1.70/5'7"	60/132	255	240	30 NOV 1992					

Head Coach KANG Ok Sun

Assistant Coach JANG Kyong Su

Results in this Universiade	Phase	Opponent	Sets	Points per Set
	Preliminary	SVK	3 - 0	25-14, 25-15, 25-17

LEGEND			
%	Percent of total team scoring	C	Team Captain
L	Libero Player		

Timing and Results provided by  TISSOT



Match No: 10

### Match Results

Результат / Отчет о матче

Match Duration: 1h 15m  
Attendance: 640

**TPE vs PRK**  
0 3

Teams	Sets	1	2	3	Total
TPE	0	21	18	10	49
PRK	3	25	25	25	75
Playing Time		22m	26m	21m	1h 09m

First Referee: PIMTHONGKHONBURI Sasiprapa (THA)

Second Referee: RYABTSOV Alexander (RUS)

TPE - Chinese Taipei									
No	C/L	Name	1	2	3	4	5	Pts	
3		CHEN Hsi							
4		HAN Ping-Ting	13	5				3	
5		LEE Hsin-Jung	10						
6		YANG Yi-Chen	1	1	1			3	
7	L	CHIEN Chia-Hui	L	L	L				
8		HSIAO Hsiang-Ling	5	10	5			6	
10		YIN Yu-Ting	2	2	2			3	
11		CHEN Wan-Ting	4	4	4			13	
12	C	CHEN Wan-Ching		6	6			1	
13		WANG Ai-Shih	3	3	6			5	
16		WANG Pei-Chen		4	10			3	
17		CHEN Yi-Ju	6	6	3			2	
Head Coach		CHANG En-Chung							
Assistant Coach		WANG Po-Hua							

PRK - Democratic People's Republic of Korea									
No	C/L	Name	1	2	3	4	5	Pts	
1		KIM Un Jong	5	5	5			5	
2		KIM Yong Mi							
3		JONG Jin Sim	4	4	4			23	
5		HAN Ok Sim	6	6	6			5	
6	C	MIN Ok Ju	3	3	3			3	
7		RI Sun Jong	2	2	2			6	
8	L	RO Un Yong							
9		RI Pom Hui	1	1	1			14	
10		KANG Suk Gyong							
12		PAK Yon Suk		6				2	
13	L	JONG Song Hui	L	L	L				
Head Coach		KANG Ok Sun							
Assistant Coach		JANG Kyong Su							

### TEAM AND PLAYER PERFORMANCES

Won	Total Atts	No Name	Scoring Skills	Won	Total Atts	No Name
31	104	<b>Total Team</b>		39	95	<b>Total Team</b>
13	30	11 CHEN Wan-Ting	Spike	22	44	3 JONG Jin Sim
4	17	8 HSIAO Hsiang-Ling		12	26	9 RI Pom Hui
4	12	13 WANG Ai-Shih		2	9	5 HAN Ok Sim
4	40	<b>Total Team</b>	Block	7	41	<b>Total Team</b>
2	5	8 HSIAO Hsiang-Ling		3	10	7 RI Sun Jong
1	9	17 CHEN Yi-Ju		2	10	1 KIM Un Jong
1	10	13 WANG Ai-Shih	1	2	12 PAK Yon Suk	
4	50	<b>Total Team</b>	Serve	12	73	<b>Total Team</b>
1	3	4 HAN Ping-Ting		2	12	5 HAN Ok Sim
1	7	6 YANG Yi-Chen		2	11	7 RI Sun Jong
1	6	12 CHEN Wan-Ching	2	15	1 KIM Un Jong	
10		<b>Total Team</b>	Opp Error	17		<b>Total Team</b>
49	194	<b>Total Team</b>		Total	75	209
13	42	11 CHEN Wan-Ting	Best Scorer	23	55	3 JONG Jin Sim

LEGEND			
Atts	Attempts	C	Team Captain
L	Libero player	L	Substitute libero
n	Starting line-up where n = starting position on court (i.e. positions 1 to 6)	nn	Substitute where nn = jersey number of out going player
Opp	Opponent	Pts	Points scored

Timing and Results provided by TISSOT



Match No: 10

### Match Statistics

статистика

Match Duration: 1h 16m  
Attendance: 640

TPE vs PRK  
0 3

Teams	Sets	1	2	3	Total
TPE	0	21	18	10	49
PRK	3	25	25	25	75
Playing Time		22m	26m	21m	1h 09m

First Referee: PIMTHONGKHONBURI Sasiprapa (THA)


Second Referee: RYABTSOV Alexander (RUS)

### TPE - Chinese Taipei


Scoring Spike

Limit 15.00%

Rk	No	Name	Spikes	Faults	Shots	Total Attempts	Eff %
1	11	CHEN Wan-Ting	13	1	16	30	40.00
2	8	HSIAO Hsiang-Ling	4	2	11	17	11.76
	17	CHEN Yi-Ju	1	2	11	14	
	13	WANG Ai-Shih	4	2	6	12	
	10	YIN Yu-Ting	2	1	8	11	
	4	HAN Ping-Ting	2	1	5	8	
	16	WANG Pei-Chen	3	3	-	6	
	6	YANG Yi-Chen	2	-	1	3	
	7	CHIEN Chia-Hui	-	-	2	2	
	12	CHEN Wan-Ching	-	-	1	1	
	3	CHEN Hsi	-	-	-	-	
	5	LEE Hsin-Jung	-	-	-	-	
Team Totals			31	12	61	104	18.27

Scoring Block



Rk	No	Name	Kill Blocks	Faults	Rebounds	Total Attempts	Avg by Set
1	8	HSIAO Hsiang-Ling	2	3	-	5	0.67
2	13	WANG Ai-Shih	1	4	5	10	0.33
2	17	CHEN Yi-Ju	1	3	5	9	0.33
4	11	CHEN Wan-Ting	-	2	4	6	0.00
4	6	YANG Yi-Chen	-	3	1	4	0.00
4	12	CHEN Wan-Ching	-	4	-	4	0.00
4	10	YIN Yu-Ting	-	1	1	2	0.00
	3	CHEN Hsi	-	-	-	-	
	4	HAN Ping-Ting	-	-	-	-	
	5	LEE Hsin-Jung	-	-	-	-	
	7	CHIEN Chia-Hui	-	-	-	-	
	16	WANG Pei-Chen	-	-	-	-	
Team Totals			4	20	16	40	1.33

Scoring Service


Rk	No	Name	Aces	Faults	Serve Hits	Total Attempts	Avg by Set
1	10	YIN Yu-Ting	1	3	5	9	0.33
1	6	YANG Yi-Chen	1	1	5	7	0.33
1	12	CHEN Wan-Ching	1	1	4	6	0.33
1	4	HAN Ping-Ting	1	-	2	3	0.33
5	17	CHEN Yi-Ju	-	-	7	7	0.00
5	11	CHEN Wan-Ting	-	1	5	6	0.00
5	8	HSIAO Hsiang-Ling	-	-	5	5	0.00
5	13	WANG Ai-Shih	-	-	5	5	0.00
5	16	WANG Pei-Chen	-	1	1	2	0.00
	3	CHEN Hsi	-	-	-	-	
	5	LEE Hsin-Jung	-	-	-	-	
	7	CHIEN Chia-Hui	-	-	-	-	
Team Totals			4	7	39	50	1.33

Team

Opponent Errors & Team Faults	10
-------------------------------	----

Timing and Results provided by  TISSOT



Match No: 10

### Match Statistics

статистика

Match Duration: 1h 16m  
Attendance: 640


TPE vs PRK  
0 3

Teams	Sets	1	2	3	Total
TPE	0	21	18	10	49
PRK	3	25	25	25	75
Playing Time		22m	26m	21m	1h 09m


First Referee: PIMTHONGKHONBURI Sasiprapa (THA)

Second Referee: RYABTSOV Alexander (RUS)

### TPE - Chinese Taipei

Non-Scoring Dig


Rk	No	Name	Digs	Faults	Receptions	Total Attempts	Avg by Set
1	7	CHIEN Chia-Hui	6	4	9	19	2.00
2	11	CHEN Wan-Ting	3	2	6	11	1.00
3	6	YANG Yi-Chen	2	-	3	5	0.67
3	12	CHEN Wan-Ching	2	-	3	5	0.67
3	8	HSIAO Hsiang-Ling	2	2	1	5	0.67
3	17	CHEN Yi-Ju	2	-	2	4	0.67
7	16	WANG Pei-Chen	1	-	1	2	0.33
8	10	YIN Yu-Ting	-	-	3	3	0.00
8	13	WANG Ai-Shih	-	1	1	2	0.00
8	4	HAN Ping-Ting	-	-	1	1	0.00
	3	CHEN Hsi	-	-	-	-	-
	5	LEE Hsin-Jung	-	-	-	-	-
<b>Team Totals</b>			18	9	30	57	6.00

Non-Scoring Set


Rk	No	Name	Running Sets	Faults	Still Sets	Total Attempts	Avg by Set
1	6	YANG Yi-Chen	14	-	33	47	4.67
2	12	CHEN Wan-Ching	5	1	17	23	1.67
3	7	CHIEN Chia-Hui	2	-	3	5	0.67
4	17	CHEN Yi-Ju	1	-	5	6	0.33
4	13	WANG Ai-Shih	1	1	1	3	0.33
6	11	CHEN Wan-Ting	-	-	2	2	0.00
6	8	HSIAO Hsiang-Ling	-	-	1	1	0.00
6	10	YIN Yu-Ting	-	-	1	1	0.00
	3	CHEN Hsi	-	-	-	-	-
	4	HAN Ping-Ting	-	-	-	-	-
	5	LEE Hsin-Jung	-	-	-	-	-
	16	WANG Pei-Chen	-	-	-	-	-
<b>Team Totals</b>			23	2	63	88	7.67

Non-Scoring Reception

<b>Limit</b> 25.00%

Rk	No	Name	Excellents	Faults	Serve Receptions	Total Attempts	Succ %
1	7	CHIEN Chia-Hui	10	3	10	23	43.48
2	8	HSIAO Hsiang-Ling	6	5	12	23	26.09
	10	YIN Yu-Ting	5	1	7	13	
	4	HAN Ping-Ting	-	1	6	7	
	3	CHEN Hsi	-	-	-	-	
	5	LEE Hsin-Jung	-	-	-	-	
	6	YANG Yi-Chen	-	-	-	-	
	11	CHEN Wan-Ting	-	-	-	-	
	12	CHEN Wan-Ching	-	-	-	-	
	13	WANG Ai-Shih	-	-	-	-	
	16	WANG Pei-Chen	-	-	-	-	
	17	CHEN Yi-Ju	-	-	-	-	
<b>Team Totals</b>			21	10	35	66	31.82

Timing and Results provided by  TISSOT





Match No: 10

### Match Statistics

статистика

Match Duration: 1h 16m  
Attendance: 640

TPE vs PRK  
0 3

Teams	Sets	1	2	3	Total
TPE	0	21	18	10	49
PRK	3	25	25	25	75
	Playing Time	22m	26m	21m	1h 09m

First Referee: PIMTHONGKHONBURI Sasiprapa (THA)


Second Referee: RYABTSOV Alexander (RUS)

### PRK - Democratic People's Republic of Korea


Scoring Spike

Limit 15.00%

Rk	No	Name	Spikes	Faults	Shots	Total Attempts	Eff %
1	3	JONG Jin Sim	22	1	21	44	47.73
2	9	RI Pom Hui	12	1	13	26	42.31
	5	HAN Ok Sim	2	2	5	9	
	1	KIM Un Jong	1	-	5	6	
	7	RI Sun Jong	1	-	5	6	
	6	MIN Ok Ju	1	-	3	4	
	2	KIM Yong Mi	-	-	-	-	
	8	RO Un Yong	-	-	-	-	
	10	KANG Suk Gyong	-	-	-	-	
	12	PAK Yon Suk	-	-	-	-	
	13	JONG Song Hui	-	-	-	-	
<b>Team Totals</b>			39	4	52	95	36.84

Scoring Block


Rk	No	Name	Kill Blocks	Faults	Rebounds	Total Attempts	Avg by Set
1	7	RI Sun Jong	3	4	3	10	1.00
2	1	KIM Un Jong	2	2	6	10	0.67
3	5	HAN Ok Sim	1	1	5	7	0.33
3	12	PAK Yon Suk	1	-	1	2	0.33
5	6	MIN Ok Ju	-	4	3	7	0.00
5	3	JONG Jin Sim	-	-	5	5	0.00
	2	KIM Yong Mi	-	-	-	-	
	8	RO Un Yong	-	-	-	-	
	9	RI Pom Hui	-	-	-	-	
	10	KANG Suk Gyong	-	-	-	-	
	13	JONG Song Hui	-	-	-	-	
<b>Team Totals</b>			7	11	23	41	2.33

Scoring Service


Rk	No	Name	Aces	Faults	Serve Hits	Total Attempts	Avg by Set
1	1	KIM Un Jong	2	1	12	15	0.67
1	6	MIN Ok Ju	2	2	10	14	0.67
1	5	HAN Ok Sim	2	-	10	12	0.67
1	7	RI Sun Jong	2	-	9	11	0.67
1	9	RI Pom Hui	2	1	7	10	0.67
6	3	JONG Jin Sim	1	-	5	6	0.33
6	12	PAK Yon Suk	1	-	4	5	0.33
	2	KIM Yong Mi	-	-	-	-	
	8	RO Un Yong	-	-	-	-	
	10	KANG Suk Gyong	-	-	-	-	
	13	JONG Song Hui	-	-	-	-	
<b>Team Totals</b>			12	4	57	73	4.00

Team
<b>Opponent Errors &amp; Team Faults</b>

	17	1
--	----	---



Match No: 10

### Match Statistics

статистика

Match Duration: 1h 16m  
Attendance: 640


TPE vs PRK  
0 3

Teams	Sets	1	2	3	Total
TPE	0	21	18	10	49
PRK	3	25	25	25	75
	Playing Time	22m	26m	21m	1h 09m


First Referee: PIMTHONGKHONBURI Sasiprapa (THA)

Second Referee: RYABTSOV Alexander (RUS)

### PRK - Democratic People's Republic of Korea

Non-Scoring Dig


Rk	No	Name	Digs	Faults	Receptions	Total Attempts	Avg by Set
1	5	HAN Ok Sim	3	3	7	13	1.00
1	3	JONG Jin Sim	3	3	6	12	1.00
1	6	MIN Ok Ju	3	-	8	11	1.00
1	13	JONG Song Hui	3	1	7	11	1.00
5	9	RI Pom Hui	1	2	8	11	0.33
5	7	RI Sun Jong	1	4	3	8	0.33
5	1	KIM Un Jong	1	-	2	3	0.33
8	12	PAK Yon Suk	-	-	1	1	0.00
	2	KIM Yong Mi	-	-	-	-	-
	8	RO Un Yong	-	-	-	-	-
	10	KANG Suk Gyong	-	-	-	-	-
<b>Team Totals</b>			15	13	42	70	5.00

Non-Scoring Set


Rk	No	Name	Running Sets	Faults	Still Sets	Total Attempts	Avg by Set
1	6	MIN Ok Ju	27	1	31	59	9.00
2	5	HAN Ok Sim	6	1	10	17	2.00
3	12	PAK Yon Suk	1	-	3	4	0.33
3	13	JONG Song Hui	1	-	2	3	0.33
3	7	RI Sun Jong	1	-	-	1	0.33
6	1	KIM Un Jong	-	-	2	2	0.00
6	9	RI Pom Hui	-	-	1	1	0.00
	2	KIM Yong Mi	-	-	-	-	-
	3	JONG Jin Sim	-	-	-	-	-
	8	RO Un Yong	-	-	-	-	-
	10	KANG Suk Gyong	-	-	-	-	-
<b>Team Totals</b>			36	2	49	87	12.00

Non-Scoring Reception

<b>Limit</b>
25.00%

Rk	No	Name	Excellents	Faults	Serve Receptions	Total Attempts	Succ %
	9	RI Pom Hui	6	1	9	16	
	5	HAN Ok Sim	4	1	6	11	
	13	JONG Song Hui	3	-	5	8	
	3	JONG Jin Sim	1	-	3	4	
	7	RI Sun Jong	-	-	1	1	
	1	KIM Un Jong	-	-	-	-	
	2	KIM Yong Mi	-	-	-	-	
	6	MIN Ok Ju	-	-	-	-	
	8	RO Un Yong	-	-	-	-	
	10	KANG Suk Gyong	-	-	-	-	
	12	PAK Yon Suk	-	-	-	-	
<b>Team Totals</b>			14	2	24	40	35.00

LEGEND	
Avg	Average
Eff%	Efficiency
Rk	Rank
Succ%	Success %

Timing and Results provided by  TISSOT



Match No: 13

### Start List

Стартовый список

## CHN vs SVK

First Referee: SILVA Felipe (BRA)

Second Referee: SANMI Yoko (JPN)

### CHN - China

No.	C/L	Name	Shirt Name	Height m / ft in	Weight kg / lbs	Highest Reach		Date of Birth	Tournament Totals				
						Spike cm	Block cm		Spike	Block	Serve	Total	%
1		REN Kaiyi		1.83/6'0"	75/165	305	295	14 DEC 1991	9		2	11	26.19
2		FU Ting		1.79/5'10"	70/154	300	290	9 NOV 1991	1	1		2	4.76
3	L	SUN Xiaxia		1.70/5'7"	60/132	290	280	19 MAY 1991					
4		YU Heng		1.76/5'9"	65/143	295	285	20 MAY 1992					
5		FU Ping		1.76/5'9"	68/150	300	290	9 NOV 1991					
6		XI Zenghui		1.86/6'1"	76/168	300	287	2 SEP 1990	1	3		4	9.52
7		WANG Danyi		1.78/5'10"	65/143	295	287	10 APR 1989	3		1	4	9.52
8		LIU Zichen		1.86/6'1"	78/172	307	295	4 FEB 1993	1	1		2	4.76
9		SUN Chunni		1.87/6'2"	77/170	307	295	2 MAR 1988	9		2	11	26.19
10		ZHOU Ying		1.83/6'0"	65/143	295	285	18 OCT 1993					
11		QU Rongrong		1.83/6'0"	75/165	305	295	12 FEB 1990	4			4	9.52
12	C	ZHAO Shuihan		1.75/5'9"	62/137	300	290	1 JAN 1989	4			4	9.52
<b>Head Coach</b>			LIU Donghui			<b>Assistant Coach</b>			SHENG Chunyuan				


Results in this Universiade	Phase	Opponent	Sets	Points per Set
	Preliminary	TPE	0 - 3	20-25, 21-25, 25-27

### SVK - Slovakia

No.	C/L	Name	Shirt Name	Height m / ft in	Weight kg / lbs	Highest Reach		Date of Birth	Tournament Totals				
						Spike cm	Block cm		Spike	Block	Serve	Total	%
1		KUCIAKOVA Miroslava	Kuciakova	1.79/5'10"	65/143	303	290	31 JAN 1989	5			5	14.29
2		HUDECOVA Romana	Hudecova	1.79/5'10"	62/137	300	288	21 SEP 1993					
3		KOSOVA Simona	Kosova	1.87/6'2"	67/148	308	295	27 MAR 1992	6			6	17.14
5		SALANCIOVA Erika	Salanciova	1.86/6'1"	69/152	302	290	14 JUN 1991	5		1	6	17.14
6		DROBNAKOVA Dominika	Drobnakova	1.82/6'0"	67/148	305	291	4 JUN 1992	3			3	8.57
9		PENCOVA Jaroslava	Pencova	1.90/6'3"	80/176	300	290	24 JUN 1990	6	2		8	22.86
11		ABRHAMOVA Michaela	Abrahamova	1.8/0'7"	75/165	300	290	31 AUG 1993					
12		STANKOVIANSKA Monika	Stankovianska	1.90/6'3"	70/154	310	295	26 NOV 1986	1			1	2.86
14	L	VALACHOVA Dominika	Valachova	1.65/5'5"	56/123	295	290	4 JUN 1986	1			1	2.86
16		KUBOVA Paula	Kubova	1.82/6'0"	68/150	295	288	28 MAY 1986	2			2	5.71
17	C	DUDOVA Katarina	Dudova	1.75/5'9"	69/152	288	249	27 APR 1985	2	1		3	8.57
19		SMATANIKOVA Jaroslava	Smatanikova	1.76/5'9"	67/148	285	280	5 JAN 1992					
<b>Head Coach</b>			CADA Miroslav			<b>Assistant Coach</b>			MATUSOV Michal				

Results in this Universiade	Phase	Opponent	Sets	Points per Set
	Preliminary	PRK	0 - 3	14-25, 15-25, 17-25

LEGEND	
%	Percent of total team scoring
C	Team Captain
L	Libero Player

Timing and Results provided by  TISSOT



Match No: 13

### Match Results

Результат / Отчет о матче

Match Duration: 1h 53m  
Attendance: 167

## CHN vs SVK

1 3

Teams	Sets	1	2	3	4	Total
CHN	1	22	25	20	26	93
SVK	3	25	18	25	28	96
	Playing Time	24m	25m	25m	30m	1h 44m

First Referee: SILVA Felipe (BRA)

Second Referee: SANMI Yoko (JPN)

CHN - China								
No	C/L	Name	1	2	3	4	5	Pts
1		REN Kaiyi	2		2	2		17
2		FU Ting				6		
3	L	SUN Xiaxia	L	L	L	L		
4		YU Heng			12	12		
5		FU Ping						
6		XI Zenghui	3	3	3	3		13
7		WANG Danyi	4	4	4	4		7
8		LIU Zichen						
9		SUN Chunni	5	5	5	5		20
10		ZHOU Ying			1			
11		QU Rongrong	6	6	6	6		4
12	C	ZHAO Shuihan	1	1	1	1		7
Head Coach		LIU Donghui						
Assistant Coach		SHENG Chunyuan						

SVK - Slovakia								
No	C/L	Name	1	2	3	4	5	Pts
1		KUCIAKOVA Miroslava	4	4	4	4		15
2		HUDECOVA Romana						
3		KOSOVA Simona	5	5	5	5		10
5		SALANCIOVA Erika		6				1
6		DROBNAKOVA Dominika	1	1	1	1		5
9		PENCOVA Jaroslava	2	2	2	2		12
11		ABRHAMOVA Michaela		3				
12		STANKOVIANSKA Monika	3	3	3	3		17
14	L	VALACHOVA Dominika	L	L	L	L		
16		KUBOVA Paula		12		6		2
17	C	DUDOVA Katarina	6	6	6	6		5
19		SMATANIKOVA Jaroslava						
Head Coach		CADA Miroslav						
Assistant Coach		MATUSOV Michal						

### TEAM AND PLAYER PERFORMANCES

Won	Total Atts	No Name	Scoring Skills	Won	Total Atts	No Name
49	143	Total Team	Spike	49	154	Total Team
15	41	9 SUN Chunni		13	32	12 STANKOVIANSKA Monika
14	30	1 REN Kaiyi		11	37	1 KUCIAKOVA Miroslava
9	26	6 XI Zenghui	Block	9	22	9 PENCOVA Jaroslava
10	58	Total Team		10	42	Total Team
3	6	9 SUN Chunni		3	6	1 KUCIAKOVA Miroslava
3	18	6 XI Zenghui	Serve	3	12	9 PENCOVA Jaroslava
2	8	7 WANG Danyi		2	5	17 DUDOVA Katarina
9	94	Total Team		8	94	Total Team
3	19	1 REN Kaiyi	Opp Error	4	18	12 STANKOVIANSKA Monika
2	18	7 WANG Danyi		2	14	17 DUDOVA Katarina
2	12	9 SUN Chunni		1	13	1 KUCIAKOVA Miroslava
25		Total Team	Total	29		Total Team
93	295	Total Team		96	290	Total Team
20	59	9 SUN Chunni	Best Scorer	17	54	12 STANKOVIANSKA Monika

#### LEGEND

Atts Attempts  
L Libero player  
n Starting line-up where n = starting position on court (i.e. positions 1 to 6)  
Opp Opponent

C Team Captain  
L Substitute libero  
nn Substitute where nn = jersey number of out going player  
Pts Points scored

Timing and Results provided by TISSOT



Match No: 13

### Match Statistics

статистика

Match Duration: 1h 53m  
Attendance: 167

### CHN vs SVK

1 3

Teams	Sets	1	2	3	4	Total
CHN	1	22	25	20	26	93
SVK	3	25	18	25	28	96
<b>Playing Time</b>		24m	25m	25m	30m	1h 44m

First Referee: SILVA Felipe (BRA)


Second Referee: SANMI Yoko (JPN)

### CHN - China


Scoring Spike

<b>Limit</b>
15.00%

Rk	No	Name	Spikes	Faults	Shots	Total Attempts	Eff %
1	1	REN Kaiyi	14	4	12	30	33.33
2	9	SUN Chunni	15	8	18	41	17.07
3	6	XI Zenghui	9	5	12	26	15.38
	7	WANG Danyi	3	3	11	17	
	11	QU Rongrong	2	4	7	13	
	12	ZHAO Shuihan	6	-	5	11	
	10	ZHOU Ying	-	1	1	2	
	2	FU Ting	-	2	-	2	
	3	SUN Xi Xia	-	-	1	1	
	4	YU Heng	-	-	-	-	
	5	FU Ping	-	-	-	-	
	8	LIU Zichen	-	-	-	-	
<b>Team Totals</b>			49	27	67	143	15.38

Scoring Block



Rk	No	Name	Kill Blocks	Faults	Rebounds	Total Attempts	Avg by Set
1	6	XI Zenghui	3	10	5	18	0.75
1	9	SUN Chunni	3	1	2	6	0.75
3	7	WANG Danyi	2	4	2	8	0.50
4	11	QU Rongrong	1	6	4	11	0.25
4	12	ZHAO Shuihan	1	1	7	9	0.25
6	1	REN Kaiyi	-	2	3	5	0.00
6	10	ZHOU Ying	-	1	-	1	0.00
	2	FU Ting	-	-	-	-	
	3	SUN Xi Xia	-	-	-	-	
	4	YU Heng	-	-	-	-	
	5	FU Ping	-	-	-	-	
	8	LIU Zichen	-	-	-	-	
<b>Team Totals</b>			10	25	23	58	2.50

Scoring Service


Rk	No	Name	Aces	Faults	Serve Hits	Total Attempts	Avg by Set
1	1	REN Kaiyi	3	3	13	19	0.75
2	7	WANG Danyi	2	-	16	18	0.50
2	9	SUN Chunni	2	1	9	12	0.50
4	6	XI Zenghui	1	1	14	16	0.25
4	11	QU Rongrong	1	-	13	14	0.25
6	12	ZHAO Shuihan	-	2	9	11	0.00
6	4	YU Heng	-	-	2	2	0.00
6	2	FU Ting	-	-	1	1	0.00
6	10	ZHOU Ying	-	1	-	1	0.00
	3	SUN Xi Xia	-	-	-	-	
	5	FU Ping	-	-	-	-	
	8	LIU Zichen	-	-	-	-	
<b>Team Totals</b>			9	8	77	94	2.25

Team

Opponent Errors & Team Faults	25	3

Timing and Results provided by  TISSOT





Match No: 13

### Match Statistics

статистика

Match Duration: 1h 53m  
Attendance: 167

### CHN vs SVK


1 3


Teams	Sets	1	2	3	4	Total
CHN	1	22	25	20	26	93
SVK	3	25	18	25	28	96
Playing Time		24m	25m	25m	30m	1h 44m


First Referee: SILVA Felipe (BRA)


Second Referee: SANMI Yoko (JPN)

### CHN - China

Non-Scoring Dig	Rk	No	Name	Digs	Faults	Receptions	Total Attempts	Avg by Set
	1	1	REN Kaiyi	2	4	12	18	0.50
	1	12	ZHAO Shuihan	2	1	10	13	0.50
	1	9	SUN Chunni	2	1	4	7	0.50
	4	7	WANG Danyi	1	5	12	18	0.25
	4	11	QU Rongrong	1	1	6	8	0.25
	6	3	SUN Xiaxia	-	1	11	12	0.00
	6	6	XI Zenghui	-	-	2	2	0.00
	6	10	ZHOU Ying	-	1	-	1	0.00
		2	FU Ting	-	-	-	-	-
		4	YU Heng	-	-	-	-	-
		5	FU Ping	-	-	-	-	-
		8	LIU Zichen	-	-	-	-	-
<b>Team Totals</b>				8	14	57	79	2.00

Non-Scoring Set	Rk	No	Name	Running Sets	Faults	Still Sets	Total Attempts	Avg by Set
	1	12	ZHAO Shuihan	36	1	70	107	9.00
	2	7	WANG Danyi	5	-	6	11	1.25
	3	6	XI Zenghui	1	-	2	3	0.25
	3	11	QU Rongrong	1	-	-	1	0.25
	5	3	SUN Xiaxia	-	-	2	2	0.00
	5	1	REN Kaiyi	-	-	1	1	0.00
	5	9	SUN Chunni	-	-	1	1	0.00
	5	10	ZHOU Ying	-	-	1	1	0.00
		2	FU Ting	-	-	-	-	-
		4	YU Heng	-	-	-	-	-
		5	FU Ping	-	-	-	-	-
		8	LIU Zichen	-	-	-	-	-
<b>Team Totals</b>				43	1	83	127	10.75

Non-Scoring Reception	Rk	No	Name	Excellents	Faults	Serve Receptions	Total Attempts	Succ %
	1	9	SUN Chunni	2	-	21	23	8.70
	2	7	WANG Danyi	1	4	22	27	3.70
		3	SUN Xiaxia	1	1	17	19	
		1	REN Kaiyi	3	2	8	13	
		2	FU Ting	-	-	-	-	
		4	YU Heng	-	-	-	-	
		5	FU Ping	-	-	-	-	
		6	XI Zenghui	-	-	-	-	
		8	LIU Zichen	-	-	-	-	
		10	ZHOU Ying	-	-	-	-	
		11	QU Rongrong	-	-	-	-	
		12	ZHAO Shuihan	-	-	-	-	
<b>Limit</b>	25.00%							
<b>Team Totals</b>				7	7	68	82	8.54

Timing and Results provided by  TISSOT



Match No: 13

### Match Statistics

статистика

Match Duration: 1h 53m  
Attendance: 167

### CHN vs SVK

1 3

Teams	Sets	1	2	3	4	Total
CHN	1	22	25	20	26	93
SVK	3	25	18	25	28	96
<b>Playing Time</b>		24m	25m	25m	30m	1h 44m

First Referee: SILVA Felipe (BRA)


Second Referee: SANMI Yoko (JPN)

### SVK - Slovakia


Scoring Spike

<b>Limit</b>
15.00%

Rk	No	Name	Spikes	Faults	Shots	Total Attempts	Eff %
1	9	PENCOVA Jaroslava	9	1	12	22	36.36
2	12	STANKOVIANSKA Monika	13	6	13	32	21.88
3	1	KUCIAKOVA Miroslava	11	5	21	37	16.22
	6	DROBNAKOVA Dominika	5	4	12	21	
	3	KOSOVA Simona	8	3	9	20	
	16	KUBOVA Paula	2	5	5	12	
	17	DUDOVA Katarina	1	1	5	7	
	5	SALANCIOVA Erika	-	1	1	2	
	14	VALACHOVA Dominika	-	-	1	1	
	2	HUDECOVA Romana	-	-	-	-	
	11	ABRHAMOVA Michaela	-	-	-	-	
	19	SMATANIKOVA Jaroslava	-	-	-	-	
<b>Team Totals</b>			49	26	79	154	14.94

Scoring Block


Rk	No	Name	Kill Blocks	Faults	Rebounds	Total Attempts	Avg by Set
1	9	PENCOVA Jaroslava	3	4	5	12	0.75
1	1	KUCIAKOVA Miroslava	3	1	2	6	0.75
3	17	DUDOVA Katarina	2	2	1	5	0.50
4	3	KOSOVA Simona	1	1	7	9	0.25
4	5	SALANCIOVA Erika	1	-	-	1	0.25
6	11	ABRHAMOVA Michaela	-	-	4	4	0.00
6	12	STANKOVIANSKA Monika	-	2	2	4	0.00
6	16	KUBOVA Paula	-	1	-	1	0.00
	2	HUDECOVA Romana	-	-	-	-	
	6	DROBNAKOVA Dominika	-	-	-	-	
	14	VALACHOVA Dominika	-	-	-	-	
	19	SMATANIKOVA Jaroslava	-	-	-	-	
<b>Team Totals</b>			10	11	21	42	2.50

Scoring Service


Rk	No	Name	Aces	Faults	Serve Hits	Total Attempts	Avg by Set
1	12	STANKOVIANSKA Monika	4	3	11	18	1.00
2	17	DUDOVA Katarina	2	1	11	14	0.50
3	1	KUCIAKOVA Miroslava	1	1	11	13	0.25
3	3	KOSOVA Simona	1	1	11	13	0.25
5	9	PENCOVA Jaroslava	-	1	20	21	0.00
5	6	DROBNAKOVA Dominika	-	1	8	9	0.00
5	16	KUBOVA Paula	-	-	4	4	0.00
5	11	ABRHAMOVA Michaela	-	-	1	1	0.00
5	5	SALANCIOVA Erika	-	1	-	1	0.00
	2	HUDECOVA Romana	-	-	-	-	
	14	VALACHOVA Dominika	-	-	-	-	
	19	SMATANIKOVA Jaroslava	-	-	-	-	
<b>Team Totals</b>			8	9	77	94	2.00

Team

<b>Opponent Errors &amp; Team Faults</b>	29
--	----

Timing and Results provided by  TISSOT



Match No: 13

### Match Statistics

статистика

Match Duration: 1h 53m  
Attendance: 167

### CHN vs SVK


1 3

Teams	Sets	1	2	3	4	Total
CHN	1	22	25	20	26	93
SVK	3	25	18	25	28	96
<b>Playing Time</b>		24m	25m	25m	30m	1h 44m


First Referee: SILVA Felipe (BRA)

Second Referee: SANMI Yoko (JPN)

### SVK - Slovakia

Non-Scoring Dig


Rk	No	Name	Digs	Faults	Receptions	Total Attempts	Avg by Set
1	14	VALACHOVA Dominika	9	6	14	29	2.25
2	1	KUCIAKOVA Miroslava	4	4	7	15	1.00
3	17	DUDOVA Katarina	3	1	9	13	0.75
4	16	KUBOVA Paula	2	-	2	4	0.50
5	3	KOSOVA Simona	1	1	3	5	0.25
6	12	STANKOVIANSKA Monika	-	4	8	12	0.00
6	6	DROBNAKOVA Dominika	-	5	5	10	0.00
6	9	PENCOVA Jaroslava	-	1	5	6	0.00
	2	HUDECOVA Romana	-	-	-	-	-
	5	SALANCIOVA Erika	-	-	-	-	-
	11	ABRHAMOVA Michaela	-	-	-	-	-
	19	SMATANIKOVA Jaroslava	-	-	-	-	-
<b>Team Totals</b>			19	22	53	94	4.75

Non-Scoring Set



Rk	No	Name	Running Sets	Faults	Still Sets	Total Attempts	Avg by Set
1	17	DUDOVA Katarina	40	-	69	109	10.00
2	9	PENCOVA Jaroslava	3	-	-	3	0.75
3	14	VALACHOVA Dominika	1	-	3	4	0.25
3	3	KOSOVA Simona	1	-	1	2	0.25
5	1	KUCIAKOVA Miroslava	-	-	5	5	0.00
5	6	DROBNAKOVA Dominika	-	-	5	5	0.00
5	11	ABRHAMOVA Michaela	-	-	3	3	0.00
5	12	STANKOVIANSKA Monika	-	-	3	3	0.00
5	16	KUBOVA Paula	-	-	1	1	0.00
	2	HUDECOVA Romana	-	-	-	-	-
	5	SALANCIOVA Erika	-	-	-	-	-
	19	SMATANIKOVA Jaroslava	-	-	-	-	-
<b>Team Totals</b>			45		90	135	11.25

Non-Scoring Reception

<b>Limit</b>
25.00%

Rk	No	Name	Excellents	Faults	Serve Receptions	Total Attempts	Succ %
1	14	VALACHOVA Dominika	7	-	17	24	29.17
2	1	KUCIAKOVA Miroslava	6	2	24	32	18.75
	6	DROBNAKOVA Dominika	3	5	11	19	
	16	KUBOVA Paula	-	-	3	3	
	5	SALANCIOVA Erika	-	-	2	2	
	11	ABRHAMOVA Michaela	-	-	1	1	
	2	HUDECOVA Romana	-	-	-	-	
	3	KOSOVA Simona	-	-	-	-	
	9	PENCOVA Jaroslava	-	-	-	-	
	12	STANKOVIANSKA Monika	-	-	-	-	
	17	DUDOVA Katarina	-	-	-	-	
	19	SMATANIKOVA Jaroslava	-	-	-	-	
<b>Team Totals</b>			16	7	58	81	19.75

LEGEND Avg Average Eff% Efficiency Rk Rank Succ% Success %

Timing and Results provided by  TISSOT



Match No: 16

### Start List

Стартовый список

## PRK vs CHN

First Referee: PICANO Paulo (BRA)

Second Referee: MYREDAL Andreas (NOR)

### PRK - Democratic People's Republic of Korea white

No.	C/L	Name	Shirt Name	Height m / ft in	Weight kg / lbs	Highest Reach		Date of Birth	Tournament Totals				
						Spike cm	Block cm		Spike	Block	Serve	Total	%
1		KIM Un Jong	K. UN JONG	1.82/6'0"	67/148	272	254	2 JUL 1991	7	4	2	13	11.93
2		KIM Yong Mi	K. YONG MI	1.76/5'9"	66/146	261	246	14 NOV 1992	1			1	0.92
3		JONG Jin Sim	J. JIN SIM	1.82/6'0"	70/154	277	257	1 FEB 1992	41		4	45	41.28
5		HAN Ok Sim	H. OK SIM	1.81/5'11"	66/146	267	253	1 OCT 1991	5	1	3	9	8.26
6	C	MIN Ok Ju	M. OK JU	1.76/5'9"	65/143	261	247	2 SEP 1990	2	3	2	7	6.42
7		RI Sun Jong	R. SUN JONG	1.76/5'9"	63/139	266	246	19 MAY 1990	6	4	2	12	11.01
8	L	RO Un Yong	R. UN YONG	1.74/5'9"	66/146	254	242	23 SEP 1994					
9		RI Pom Hui	R. POM HUI	1.74/5'9"	70/154	259	244	16 APR 1991	18		2	20	18.35
10		KANG Suk Gyong	K. SUK GYONG	1.75/5'9"	67/148	265	250	18 OCT 1993					
12		PAK Yon Suk	P. YON SUK	1.70/5'7"	67/148	250	240	13 JUN 1986		1	1	2	1.83
13	L	JONG Song Hui	J. SONG HUI	1.70/5'7"	60/132	255	240	30 NOV 1992					
<b>Head Coach</b> KANG Ok Sun				<b>Assistant Coach</b> JANG Kyong Su									

Results in this  
Universiade

Phase	Opponent	Sets	Points per Set
Preliminary	SVK	3 - 0	25-14, 25-15, 25-17
Preliminary	TPE	3 - 0	25-21, 25-18, 25-10


### CHN - China Red

No.	C/L	Name	Shirt Name	Height m / ft in	Weight kg / lbs	Highest Reach		Date of Birth	Tournament Totals				
						Spike cm	Block cm		Spike	Block	Serve	Total	%
1		REN Kaiyi		1.83/6'0"	75/165	305	295	14 DEC 1991	23		5	28	25.45
2		FU Ting		1.79/5'10"	70/154	300	290	9 NOV 1991	1	1		2	1.82
3	L	SUN Xiaxia		1.70/5'7"	60/132	290	280	19 MAY 1991					
4		YU Heng		1.76/5'9"	65/143	295	285	20 MAY 1992					
5		FU Ping		1.76/5'9"	68/150	300	290	9 NOV 1991					
6		XI Zenghui		1.86/6'1"	76/168	300	287	2 SEP 1990	10	6	1	17	15.45
7		WANG Danyi		1.78/5'10"	65/143	295	287	10 APR 1989	6	2	3	11	10.00
8		LIU Zichen		1.86/6'1"	78/172	307	295	4 FEB 1993	1	1		2	1.82
9		SUN Chunni		1.87/6'2"	77/170	307	295	2 MAR 1988	24	3	4	31	28.18
10		ZHOU Ying		1.83/6'0"	65/143	295	285	18 OCT 1993					
11		QU Rongrong		1.83/6'0"	75/165	305	295	12 FEB 1990	6	1	1	8	7.27
12	C	ZHAO Shuihan		1.75/5'9"	62/137	300	290	1 JAN 1989	10	1		11	10.00
<b>Head Coach</b> LIU Donghui				<b>Assistant Coach</b> SHENG Chunyuan									

Results in this  
Universiade

Phase	Opponent	Sets	Points per Set
Preliminary	TPE	0 - 3	20-25, 21-25, 25-27
Preliminary	SVK	1 - 3	22-25, 25-18, 20-25, 26-28

LEGEND			
%	Percent of total team scoring	C	Team Captain
		L	Libero Player

Timing and Results provided by  TISSOT



Match No: 16

### Match Results

Результат / Отчет о матче

Match Duration: 1h 19m  
Attendance: 585

**PRK vs CHN**  
3 0

Teams	Sets	1	2	3	Total
PRK	3	25	25	25	75
CHN	0	16	17	21	54
Playing Time		19m	23m	28m	1h 10m

First Referee: PICANCO Paulo (BRA)

Second Referee: MYREDAL Andreas (NOR)

PRK - Democratic People's Republic of Korea								
No	C/L	Name	1	2	3	4	5	Pts
1		KIM Un Jong	3	3	3			5
2		KIM Yong Mi			9			2
3		JONG Jin Sim	2	2	2			26
5		HAN Ok Sim	4	4	4			9
6	C	MIN Ok Ju	1	1	1			3
7		RI Sun Jong	6	6	6			5
8	L	RO Un Yong						
9		RI Pom Hui	5	5	5			10
10		KANG Suk Gyong						
12		PAK Yon Suk			6			2
13	L	JONG Song Hui	L	L	L			
Head Coach		KANG Ok Sun						
Assistant Coach		JANG Kyong Su						

CHN - China								
No	C/L	Name	1	2	3	4	5	Pts
1		REN Kaiyi	5	5	5			10
2		FU Ting	3	3	3			1
3	L	SUN Xiaxia	L	L	L			
4		YU Heng						
5		FU Ping						
6		XI Zenghui			2			4
7		WANG Danyi	8	4	4			4
8		LIU Zichen	4					1
9		SUN Chunni	2	2	2			10
10		ZHOU Ying						
11		QU Rongrong	6	6	6			9
12	C	ZHAO Shuihan	1	1	1			6
Head Coach		LIU Donghui						
Assistant Coach		SHENG Chunyuan						

### TEAM AND PLAYER PERFORMANCES

Won	Total Atts	No Name	Scoring Skills	Won	Total Atts	No Name
49	109	<b>Total Team</b>		37	103	<b>Total Team</b>
22	39	3 JONG Jin Sim	Spike	10	32	9 SUN Chunni
9	29	9 RI Pom Hui		10	31	1 REN Kaiyi
7	12	5 HAN Ok Sim		5	13	11 QU Rongrong
2	25	<b>Total Team</b>	Block	6	38	<b>Total Team</b>
1	3	3 JONG Jin Sim		4	12	11 QU Rongrong
1	7	7 RI Sun Jong		1	6	7 WANG Danyi
11	74	<b>Total Team</b>	Serve	1	7	2 FU Ting
3	12	3 JONG Jin Sim		2	55	<b>Total Team</b>
2	17	1 KIM Un Jong		1	3	8 LIU Zichen
2	15	5 HAN Ok Sim	1	9	12 ZHAO Shuihan	
13		<b>Total Team</b>	Opp Error	9		<b>Total Team</b>
75	208	<b>Total Team</b>		Total	54	196
26	54	3 JONG Jin Sim	Best Scorer	10	47	1 REN Kaiyi

#### LEGEND

Atts Attempts  
L Libero player  
n Starting line-up where n = starting position on court (i.e. positions 1 to 6)  
Opp Opponent

C Team Captain  
L Substitute libero  
nn Substitute where nn = jersey number of out going player  
Pts Points scored

Timing and Results provided by TISSOT





Match No: 16

### Match Statistics

статистика

Match Duration: 1h 19m  
Attendance: 585

PRK vs CHN  
3 0

Teams	Sets	1	2	3	Total
PRK	3	25	25	25	75
CHN	0	16	17	21	54
	Playing Time	19m	23m	28m	1h 10m

First Referee: PICANCO Paulo (BRA)


Second Referee: MYREDAL Andreas (NOR)

### PRK - Democratic People's Republic of Korea


Scoring Spike

Limit 15.00%

Rk	No	Name	Spikes	Faults	Shots	Total Attempts	Eff %
1	3	JONG Jin Sim	22	2	15	39	51.28
2	9	RI Pom Hui	9	6	14	29	10.34
	5	HAN Ok Sim	7	1	4	12	
	1	KIM Un Jong	3	-	6	9	
	7	RI Sun Jong	3	-	4	7	
	2	KIM Yong Mi	2	-	3	5	
	6	MIN Ok Ju	1	1	3	5	
	12	PAK Yon Suk	2	-	-	2	
	13	JONG Song Hui	-	-	1	1	
	8	RO Un Yong	-	-	-	-	
	10	KANG Suk Gyong	-	-	-	-	
<b>Team Totals</b>			49	10	50	109	35.78

Scoring Block


Rk	No	Name	Kill Blocks	Faults	Rebounds	Total Attempts	Avg by Set
1	7	RI Sun Jong	1	3	3	7	0.33
1	3	JONG Jin Sim	1	-	2	3	0.33
3	6	MIN Ok Ju	-	1	7	8	0.00
3	5	HAN Ok Sim	-	-	4	4	0.00
3	12	PAK Yon Suk	-	1	1	2	0.00
3	1	KIM Un Jong	-	1	-	1	0.00
	2	KIM Yong Mi	-	-	-	-	
	8	RO Un Yong	-	-	-	-	
	9	RI Pom Hui	-	-	-	-	
	10	KANG Suk Gyong	-	-	-	-	
	13	JONG Song Hui	-	-	-	-	
<b>Team Totals</b>			2	6	17	25	0.67

Scoring Service


Rk	No	Name	Aces	Faults	Serve Hits	Total Attempts	Avg by Set
1	3	JONG Jin Sim	3	-	9	12	1.00
2	1	KIM Un Jong	2	-	15	17	0.67
2	5	HAN Ok Sim	2	-	13	15	0.67
2	6	MIN Ok Ju	2	-	7	9	0.67
5	7	RI Sun Jong	1	2	6	9	0.33
5	9	RI Pom Hui	1	-	5	6	0.33
7	2	KIM Yong Mi	-	-	4	4	0.00
7	12	PAK Yon Suk	-	-	2	2	0.00
	8	RO Un Yong	-	-	-	-	
	10	KANG Suk Gyong	-	-	-	-	
	13	JONG Song Hui	-	-	-	-	
<b>Team Totals</b>			11	2	61	74	3.67

Team
<b>Opponent Errors &amp; Team Faults</b>

	13
--	----



Match No: 16

### Match Statistics

статистика

Match Duration: 1h 19m  
Attendance: 585


PRK vs CHN  
3 0

Teams	Sets	1	2	3	Total
PRK	3	25	25	25	75
CHN	0	16	17	21	54
	Playing Time	19m	23m	28m	1h 10m


First Referee: PICANCO Paulo (BRA)

Second Referee: MYREDAL Andreas (NOR)

### PRK - Democratic People's Republic of Korea

Non-Scoring Dig


Rk	No	Name	Digs	Faults	Receptions	Total Attempts	Avg by Set
1	13	JONG Song Hui	9	4	8	21	3.00
2	3	JONG Jin Sim	3	1	11	15	1.00
3	6	MIN Ok Ju	2	2	2	6	0.67
4	1	KIM Un Jong	1	1	3	5	0.33
4	7	RI Sun Jong	1	-	2	3	0.33
6	5	HAN Ok Sim	-	1	11	12	0.00
6	2	KIM Yong Mi	-	-	4	4	0.00
6	9	RI Pom Hui	-	1	2	3	0.00
6	12	PAK Yon Suk	-	1	-	1	0.00
	8	RO Un Yong	-	-	-	-	-
	10	KANG Suk Gyong	-	-	-	-	-
<b>Team Totals</b>			16	11	43	70	5.33

Non-Scoring Set


Rk	No	Name	Running Sets	Faults	Still Sets	Total Attempts	Avg by Set
1	6	MIN Ok Ju	27	2	31	60	9.00
2	12	PAK Yon Suk	11	-	7	18	3.67
3	7	RI Sun Jong	2	-	1	3	0.67
4	5	HAN Ok Sim	1	-	10	11	0.33
4	3	JONG Jin Sim	1	-	1	2	0.33
6	1	KIM Un Jong	-	1	2	3	0.00
6	9	RI Pom Hui	-	-	1	1	0.00
	2	KIM Yong Mi	-	-	-	-	-
	8	RO Un Yong	-	-	-	-	-
	10	KANG Suk Gyong	-	-	-	-	-
	13	JONG Song Hui	-	-	-	-	-
<b>Team Totals</b>			42	3	53	98	14.00

Non-Scoring Reception

<b>Limit</b>
<b>25.00%</b>

Rk	No	Name	Excellents	Faults	Serve Receptions	Total Attempts	Succ %
1	3	JONG Jin Sim	5	-	15	20	25.00
	13	JONG Song Hui	4	-	7	11	
	9	RI Pom Hui	-	1	10	11	
	5	HAN Ok Sim	3	-	4	7	
	2	KIM Yong Mi	2	-	1	3	
	1	KIM Un Jong	-	-	-	-	
	6	MIN Ok Ju	-	-	-	-	
	7	RI Sun Jong	-	-	-	-	
	8	RO Un Yong	-	-	-	-	
	10	KANG Suk Gyong	-	-	-	-	
	12	PAK Yon Suk	-	-	-	-	
<b>Team Totals</b>			14	1	37	52	26.92



Match No: 16

### Match Statistics

статистика

Match Duration: 1h 19m  
Attendance: 585

PRK vs CHN  
3 0

Teams	Sets	1	2	3	Total
PRK	3	25	25	25	75
CHN	0	16	17	21	54
	Playing Time	19m	23m	28m	1h 10m

First Referee: PICANCO Paulo (BRA)

Second Referee: MYREDAL Andreas (NOR)

### CHN - China

Scoring Spike

Limit 15.00%

Rk	No	Name	Spikes	Faults	Shots	Total Attempts	Eff %
1	1	REN Kaiyi	10	2	19	31	25.81
2	9	SUN Chunni	10	2	20	32	25.00
	11	QU Rongrong	5	2	6	13	
	12	ZHAO Shuihan	5	2	3	10	
	7	WANG Danyi	3	-	6	9	
	2	FU Ting	-	-	4	4	
	6	XI Zenghui	4	-	-	4	
	3	SUN Xiaxia	-	-	-	-	
	4	YU Heng	-	-	-	-	
	5	FU Ping	-	-	-	-	
	8	LIU Zichen	-	-	-	-	
	10	ZHOU Ying	-	-	-	-	
<b>Team Totals</b>			37	8	58	103	28.16

Scoring Block


Rk	No	Name	Kill Blocks	Faults	Rebounds	Total Attempts	Avg by Set
1	11	QU Rongrong	4	5	3	12	1.33
2	2	FU Ting	1	4	2	7	0.33
2	7	WANG Danyi	1	2	3	6	0.33
4	12	ZHAO Shuihan	-	3	4	7	0.00
4	1	REN Kaiyi	-	-	5	5	0.00
4	6	XI Zenghui	-	1	-	1	0.00
	3	SUN Xiaxia	-	-	-	-	
	4	YU Heng	-	-	-	-	
	5	FU Ping	-	-	-	-	
	8	LIU Zichen	-	-	-	-	
	9	SUN Chunni	-	-	-	-	
	10	ZHOU Ying	-	-	-	-	
<b>Team Totals</b>			6	15	17	38	2.00

Scoring Service


Rk	No	Name	Aces	Faults	Serve Hits	Total Attempts	Avg by Set
1	12	ZHAO Shuihan	1	-	8	9	0.33
1	8	LIU Zichen	1	-	2	3	0.33
3	1	REN Kaiyi	-	-	11	11	0.00
3	9	SUN Chunni	-	1	8	9	0.00
3	7	WANG Danyi	-	-	8	8	0.00
3	11	QU Rongrong	-	-	7	7	0.00
3	2	FU Ting	-	1	5	6	0.00
3	6	XI Zenghui	-	-	2	2	0.00
	3	SUN Xiaxia	-	-	-	-	
	4	YU Heng	-	-	-	-	
	5	FU Ping	-	-	-	-	
	10	ZHOU Ying	-	-	-	-	
<b>Team Totals</b>			2	2	51	55	0.67

Team

Opponent Errors & Team Faults	9
-------------------------------	---

Timing and Results provided by  TISSOT



Match No: 16

### Match Statistics

статистика

Match Duration: 1h 19m  
Attendance: 585


PRK vs CHN  
3 0


Teams	Sets	1	2	3	Total
PRK	3	25	25	25	75
CHN	0	16	17	21	54
Playing Time		19m	23m	28m	1h 10m


First Referee: PICANCO Paulo (BRA)

Second Referee: MYREDAL Andreas (NOR)

### CHN - China

Non-Scoring Dig		Rk	No	Name	Digs	Faults	Receptions	Total Attempts	Avg by Set
		1	1	REN Kaiyi	2	3	10	15	0.67
		1	9	SUN Chunni	2	4	5	11	0.67
		1	12	ZHAO Shuihan	2	2	5	9	0.67
		4	3	SUN Xiaxia	-	4	7	11	0.00
		4	11	QU Rongrong	-	1	5	6	0.00
		4	7	WANG Danyi	-	2	4	6	0.00
		4	8	LIU Zichen	-	1	2	3	0.00
		4	2	FU Ting	-	1	1	2	0.00
		4	6	XI Zenghui	-	1	1	2	0.00
			4	YU Heng	-	-	-	-	-
		5	FU Ping	-	-	-	-	-	
		10	ZHOU Ying	-	-	-	-	-	
<b>Team Totals</b>					6	19	40	65	2.00

Non-Scoring Set		Rk	No	Name	Running Sets	Faults	Still Sets	Total Attempts	Avg by Set
		1	12	ZHAO Shuihan	28	3	41	72	9.33
		2	7	WANG Danyi	1	1	4	6	0.33
		3	9	SUN Chunni	-	-	3	3	0.00
		3	3	SUN Xiaxia	-	-	2	2	0.00
		3	11	QU Rongrong	-	1	1	2	0.00
		3	2	FU Ting	-	-	1	1	0.00
		3	8	LIU Zichen	-	-	1	1	0.00
			1	REN Kaiyi	-	-	-	-	-
			4	YU Heng	-	-	-	-	-
			5	FU Ping	-	-	-	-	-
		6	XI Zenghui	-	-	-	-	-	
		10	ZHOU Ying	-	-	-	-	-	
<b>Team Totals</b>					29	5	53	87	9.67

Non-Scoring Reception		Rk	No	Name	Excellents	Faults	Serve Receptions	Total Attempts	Succ %
		1	3	SUN Xiaxia	4	2	18	24	16.67
		2	1	REN Kaiyi	-	-	20	20	0.00
		2	7	WANG Danyi	-	3	11	14	0.00
			9	SUN Chunni	-	2	4	6	-
			8	LIU Zichen	-	1	3	4	-
			2	FU Ting	-	-	-	-	-
			4	YU Heng	-	-	-	-	-
			5	FU Ping	-	-	-	-	-
			6	XI Zenghui	-	-	-	-	-
			10	ZHOU Ying	-	-	-	-	-
			11	QU Rongrong	-	-	-	-	-
			12	ZHAO Shuihan	-	-	-	-	-
<b>Team Totals</b>					4	8	56	68	5.88

LEGEND											
Avg	Average		Eff%	Efficiency		Rk	Rank		Succ%	Success %	

Timing and Results provided by  TISSOT



Match No: 20

### Start List

Стартовый список

## SVK vs TPE

First Referee: VOECK Julie (USA)

Second Referee: ALNOAMAN Salem Abu Baker (UAE)

### SVK - Slovakia White

No.	C/L	Name	Shirt Name	Height m / ft in	Weight kg / lbs	Highest Reach		Date of Birth	Tournament Totals				
						Spike cm	Block cm		Spike	Block	Serve	Total	%
1		KUCIAKOVA Miroslava	Kuciakovska	1.79/5'10"	65/143	303	290	31 JAN 1989	16	3	1	20	19.61
2		HUDECOVA Romana	Hudecovska	1.79/5'10"	62/137	300	288	21 SEP 1993					
3		KOSOVA Simona	Kosovska	1.87/6'2"	67/148	308	295	27 MAR 1992	14	1	1	16	15.69
5		SALANCIOVA Erika	Salanciovskaja	1.86/6'1"	69/152	302	290	14 JUN 1991	5	1	1	7	6.86
6		DROBNAKOVA Dominika	Drobnakovska	1.82/6'0"	67/148	305	291	4 JUN 1992	8			8	7.84
9		PENCOVA Jaroslava	Pencovska	1.90/6'3"	80/176	300	290	24 JUN 1990	15	5		20	19.61
11		ABRHAMOVA Michaela	Abrhamovska	1.8/0'7"	75/165	300	290	31 AUG 1993					
12		STANKOVIANSKA Monika	Stankovianskaja	1.90/6'3"	70/154	310	295	26 NOV 1986	14		4	18	17.65
14	L	VALACHOVA Dominika	Valachovska	1.65/5'5"	56/123	295	290	4 JUN 1986	1			1	0.98
16		KUBOVA Paula	Kubovska	1.82/6'0"	68/150	295	288	28 MAY 1986	4			4	3.92
17	C	DUDOVA Katarina	Dudovska	1.75/5'9"	69/152	288	249	27 APR 1985	3	3	2	8	7.84
19		SMATANIKOVA Jaroslava	Smatanikovska	1.76/5'9"	67/148	285	280	5 JAN 1992					
<b>Head Coach</b> CADA Miroslav				<b>Assistant Coach</b> MATUSOV Michal									

Results in this  
Universiade

Phase	Opponent	Sets	Points per Set
Preliminary	PRK	0 - 3	14-25, 15-25, 17-25
Preliminary	CHN	3 - 1	25-22, 18-25, 25-20, 28-26

### TPE - Chinese Taipei Red

No.	C/L	Name	Shirt Name	Height m / ft in	Weight kg / lbs	Highest Reach		Date of Birth	Tournament Totals				
						Spike cm	Block cm		Spike	Block	Serve	Total	%
3		CHEN Hsi	CHEN. H.	1.78/5'10"	65/143	275	260	15 MAR 1993					
4		HAN Ping-Ting	HAN. P.T	1.72/5'8"	58/128	270	260	20 JAN 1991	2		1	3	2.97
5		LEE Hsin-Jung	LEE. H.J	1.58/5'2"	50/110	250	245	10 NOV 1992					
6		YANG Yi-Chen	YANG. Y.C	1.66/5'5"	60/132	248	243	4 APR 1992	3		2	5	4.95
7	L	CHIEN Chia-Hui	CHIEN. C.H	1.63/5'4"	58/128	266	253	27 FEB 1993					
8		HSIAO Hsiang-Ling	HSIAO. H.L	1.72/5'8"	63/139	270	269	2 JAN 1993	14	2		16	15.84
10		YIN Yu-Ting	YIN. Y.T	1.68/5'6"	62/137	268	265	14 OCT 1990	17		2	19	18.81
11		CHEN Wan-Ting	CHEN. W.T	1.78/5'10"	64/141	274	264	25 NOV 1990	34	1	3	38	37.62
12	C	CHEN Wan-Ching	CHEN. W.C	1.68/5'6"	56/123	268	263	16 JUN 1988			1	1	0.99
13		WANG Ai-Shih	WANG. A.S	1.78/5'10"	75/165	276	270	10 OCT 1992	6	2	2	10	9.90
16		WANG Pei-Chen	WANG. P.C	1.70/5'7"	62/137	270	263	22 NOV 1992	4			4	3.96
17		CHEN Yi-Ju	CHEN. Y.J	1.74/5'9"	64/141	248	243	21 DEC 1989	3	2		5	4.95
<b>Head Coach</b> CHANG En-Chung				<b>Assistant Coach</b> WANG Po-Hua									

Results in this  
Universiade

Phase	Opponent	Sets	Points per Set
Preliminary	CHN	3 - 0	25-20, 25-21, 27-25
Preliminary	PRK	0 - 3	21-25, 18-25, 10-25

#### LEGEND

% Percent of total team scoring    C Team Captain    L Libero Player

Timing and Results provided by  TISSOT





Match No: 20

### Match Results

Результат / Отчет о матче

Match Duration: 2h 12m  
Attendance: 105

## SVK vs TPE

2 3

Teams	Sets	1	2	3	4	5	Total
SVK	2	25	14	25	21	12	97
TPE	3	20	25	21	25	15	106
	Playing Time	24m	22m	28m	28m	18m	2h 00m

First Referee: VOECK Julie (USA)

Second Referee: ALNOAMAN Salem Abu Baker (UAE)

SVK - Slovakia								
No	C/L	Name	1	2	3	4	5	Pts
1		KUCIAKOVA Miroslava	4	5	4	5	4	13
2		HUDECOVA Romana				1		1
3		KOSOVA Simona	5	6	5	3	5	10
5		SALANCIOVA Erika		12		12	12	3
6		DROBNAKOVA Dominika		1				2
9		PENCOVA Jaroslava	2	3	2	6	2	16
11		ABRHAMOVA Michaela					12	
12		STANKOVIANSKA Monika	3	4	3	4	3	7
14	L	VALACHOVA Dominika	L	L	L	L	L	
16		KUBOVA Paula	1	2	1	2	1	8
17	C	DUDOVA Katarina	6	1	6	1	6	11
19		SMATANIKOVA Jaroslava						
Head Coach		CADA Miroslav						
Assistant Coach		MATUSOV Michal						

TPE - Chinese Taipei								
No	C/L	Name	1	2	3	4	5	Pts
3		CHEN Hsi						
4		HAN Ping-Ting	5	5	5	5	5	8
5		LEE Hsin-Jung	4	10	10	10	10	
6		YANG Yi-Chen	1	1	1	1	1	6
7	L	CHIEN Chia-Hui	L	L	L	L	L	1
8		HSIAO Hsiang-Ling	2				16	2
10		YIN Yu-Ting		2	2	2	2	8
11		CHEN Wan-Ting	4	4	4	4	4	24
12	C	CHEN Wan-Ching	11		11		11	1
13		WANG Ai-Shih	6	6	6	6	6	10
16		WANG Pei-Chen	6		6		6	1
17		CHEN Yi-Ju	3	3	3	3	3	17
Head Coach		CHANG En-Chung						
Assistant Coach		WANG Po-Hua						

### TEAM AND PLAYER PERFORMANCES

Won	Total Atts	No Name	Scoring Skills	Won	Total Atts	No Name
50	168	<b>Total Team</b>		55	173	<b>Total Team</b>
11	38	1 KUCIAKOVA Miroslava	Spike	19	58	11 CHEN Wan-Ting
10	26	9 PENCOVA Jaroslava		10	24	17 CHEN Yi-Ju
7	10	17 DUDOVA Katarina		7	28	4 HAN Ping-Ting
15	70	<b>Total Team</b>	Block	9	46	<b>Total Team</b>
4	14	9 PENCOVA Jaroslava		5	22	17 CHEN Yi-Ju
2	7	1 KUCIAKOVA Miroslava		1	2	4 HAN Ping-Ting
2	18	3 KOSOVA Simona	1	6	10 YIN Yu-Ting	
6	93	<b>Total Team</b>	Serve	14	106	<b>Total Team</b>
2	17	17 DUDOVA Katarina		5	28	6 YANG Yi-Chen
2	17	9 PENCOVA Jaroslava		4	18	11 CHEN Wan-Ting
1	20	3 KOSOVA Simona	2	15	17 CHEN Yi-Ju	
26		<b>Total Team</b>	Opp Error	28		<b>Total Team</b>
97	331	<b>Total Team</b>	Total	106	325	<b>Total Team</b>
16	57	9 PENCOVA Jaroslava	Best Scorer	24	84	11 CHEN Wan-Ting

#### LEGEND

Atts Attempts  
L Libero player  
n Starting line-up where n = starting position on court (i.e. positions 1 to 6)  
Opp Opponent

C Team Captain  
L Substitute libero  
nn Substitute where nn = jersey number of out going player  
Pts Points scored

Timing and Results provided by TISSOT



Match No: 20

### Match Statistics

статистика

Match Duration: 2h 12m  
Attendance: 105

SVK vs TPE  
2 3

Teams	Sets	1	2	3	4	5	Total
SVK	2	25	14	25	21	12	97
TPE	3	20	25	21	25	15	106
	Playing Time	24m	22m	28m	28m	18m	2h 00m

First Referee: VOECK Julie (USA)


Second Referee: ALNOAMAN Salem Abu Baker (UAE)

### SVK - Slovakia


Scoring Spike

Limit 15.00%

Rk	No	Name	Spikes	Faults	Shots	Total Attempts	Eff %
1	9	PENCOVA Jaroslava	10	4	12	26	23.08
2	1	KUCIAKOVA Miroslava	11	4	23	38	18.42
	12	STANKOVIANSKA Monika	5	6	26	37	
	16	KUBOVA Paula	6	4	14	24	
	3	KOSOVA Simona	7	2	3	12	
	5	SALANCIOVA Erika	2	1	7	10	
	17	DUDOVA Katarina	7	1	2	10	
	6	DROBNAKOVA Dominika	2	1	5	8	
	2	HUDECOVA Romana	-	1	1	2	
	14	VALACHOVA Dominika	-	-	1	1	
	11	ABRHAMOVA Michaela	-	-	-	-	
	19	SMATANIKOVA Jaroslava	-	-	-	-	
<b>Team Totals</b>			50	24	94	168	15.48

Scoring Block



Rk	No	Name	Kill Blocks	Faults	Rebounds	Total Attempts	Avg by Set
1	9	PENCOVA Jaroslava	4	3	7	14	0.80
2	3	KOSOVA Simona	2	6	10	18	0.40
2	12	STANKOVIANSKA Monika	2	4	6	12	0.40
2	17	DUDOVA Katarina	2	4	4	10	0.40
2	1	KUCIAKOVA Miroslava	2	-	5	7	0.40
6	16	KUBOVA Paula	1	1	2	4	0.20
6	5	SALANCIOVA Erika	1	1	1	3	0.20
6	2	HUDECOVA Romana	1	-	-	1	0.20
9	14	VALACHOVA Dominika	-	-	1	1	0.00
	6	DROBNAKOVA Dominika	-	-	-	-	
	11	ABRHAMOVA Michaela	-	-	-	-	
	19	SMATANIKOVA Jaroslava	-	-	-	-	
<b>Team Totals</b>			15	19	36	70	3.00

Scoring Service


Rk	No	Name	Aces	Faults	Serve Hits	Total Attempts	Avg by Set
1	17	DUDOVA Katarina	2	1	14	17	0.40
1	9	PENCOVA Jaroslava	2	2	13	17	0.40
3	3	KOSOVA Simona	1	1	18	20	0.20
3	16	KUBOVA Paula	1	1	12	14	0.20
5	1	KUCIAKOVA Miroslava	-	1	10	11	0.00
5	12	STANKOVIANSKA Monika	-	2	8	10	0.00
5	6	DROBNAKOVA Dominika	-	-	2	2	0.00
5	2	HUDECOVA Romana	-	-	1	1	0.00
5	5	SALANCIOVA Erika	-	-	1	1	0.00
	11	ABRHAMOVA Michaela	-	-	-	-	
	14	VALACHOVA Dominika	-	-	-	-	
	19	SMATANIKOVA Jaroslava	-	-	-	-	
<b>Team Totals</b>			6	8	79	93	1.20

Team

Opponent Errors & Team Faults	26	1
-------------------------------	----	---

Timing and Results provided by  TISSOT



Match No: 20

### Match Statistics

статистика

Match Duration: 2h 12m  
Attendance: 105

### SVK vs TPE


2 3

Teams	Sets	1	2	3	4	5	Total
SVK	2	25	14	25	21	12	97
TPE	3	20	25	21	25	15	106
	Playing Time	24m	22m	28m	28m	18m	2h 00m


First Referee: VOECK Julie (USA)

Second Referee: ALNOAMAN Salem Abu Baker (UAE)

### SVK - Slovakia

Non-Scoring Dig


Rk	No	Name	Digs	Faults	Receptions	Total Attempts	Avg by Set
1	14	VALACHOVA Dominika	8	5	13	26	1.60
2	17	DUDOVA Katarina	5	5	14	24	1.00
3	1	KUCIAKOVA Miroslava	3	3	13	19	0.60
4	16	KUBOVA Paula	2	6	5	13	0.40
4	3	KOSOVA Simona	2	1	7	10	0.40
6	9	PENCOVA Jaroslava	1	3	3	7	0.20
7	12	STANKOVIANSKA Monika	-	2	7	9	0.00
7	5	SALANCIOVA Erika	-	-	3	3	0.00
	2	HUDECOVA Romana	-	-	-	-	-
	6	DROBNAKOVA Dominika	-	-	-	-	-
	11	ABRHAMOVA Michaela	-	-	-	-	-
	19	SMATANIKOVA Jaroslava	-	-	-	-	-
<b>Team Totals</b>			21	25	65	111	4.20

Non-Scoring Set


Rk	No	Name	Running Sets	Faults	Still Sets	Total Attempts	Avg by Set
1	17	DUDOVA Katarina	31	1	67	99	6.20
2	9	PENCOVA Jaroslava	1	-	12	13	0.20
2	14	VALACHOVA Dominika	1	-	6	7	0.20
2	1	KUCIAKOVA Miroslava	1	-	5	6	0.20
2	16	KUBOVA Paula	1	-	3	4	0.20
6	3	KOSOVA Simona	-	-	9	9	0.00
6	12	STANKOVIANSKA Monika	-	-	3	3	0.00
6	6	DROBNAKOVA Dominika	-	-	1	1	0.00
	2	HUDECOVA Romana	-	-	-	-	-
	5	SALANCIOVA Erika	-	-	-	-	-
	11	ABRHAMOVA Michaela	-	-	-	-	-
	19	SMATANIKOVA Jaroslava	-	-	-	-	-
<b>Team Totals</b>			35	1	106	142	7.00

Non-Scoring Reception

<b>Limit</b> 25.00%

Rk	No	Name	Excellents	Faults	Serve Receptions	Total Attempts	Succ %
1	1	KUCIAKOVA Miroslava	13	3	20	36	36.11
2	16	KUBOVA Paula	6	4	18	28	21.43
	14	VALACHOVA Dominika	6	2	6	14	
	6	DROBNAKOVA Dominika	2	3	5	10	
	3	KOSOVA Simona	-	-	1	1	
	17	DUDOVA Katarina	-	-	1	1	
	2	HUDECOVA Romana	-	-	-	-	
	5	SALANCIOVA Erika	-	-	-	-	
	9	PENCOVA Jaroslava	-	-	-	-	
	11	ABRHAMOVA Michaela	-	-	-	-	
	12	STANKOVIANSKA Monika	-	-	-	-	
	19	SMATANIKOVA Jaroslava	-	-	-	-	
<b>Team Totals</b>			27	12	51	90	30.00



Match No: 20

### Match Statistics

статистика

Match Duration: 2h 12m  
Attendance: 105

### SVK vs TPE

2 3

Teams	Sets	1	2	3	4	5	Total
SVK	2	25	14	25	21	12	97
TPE	3	20	25	21	25	15	106
	Playing Time	24m	22m	28m	28m	18m	2h 00m

First Referee: VOECK Julie (USA)


Second Referee: ALNOAMAN Salem Abu Baker (UAE)

### TPE - Chinese Taipei


Scoring Spike

Limit 15.00%

Rk	No	Name	Spikes	Faults	Shots	Total Attempts	Eff %
1	11	CHEN Wan-Ting	19	6	33	58	22.41
2	4	HAN Ping-Ting	7	3	18	28	14.29
	17	CHEN Yi-Ju	10	1	13	24	
	13	WANG Ai-Shih	7	3	11	21	
	10	YIN Yu-Ting	6	6	9	21	
	8	HSIAO Hsiang-Ling	2	2	3	7	
	16	WANG Pei-Chen	1	3	2	6	
	6	YANG Yi-Chen	1	1	3	5	
	7	CHIEN Chia-Hui	1	-	1	2	
	12	CHEN Wan-Ching	1	-	-	1	
	3	CHEN Hsi	-	-	-	-	
	5	LEE Hsin-Jung	-	-	-	-	
<b>Team Totals</b>			55	25	93	173	17.34

Scoring Block



Rk	No	Name	Kill Blocks	Faults	Rebounds	Total Attempts	Avg by Set
1	17	CHEN Yi-Ju	5	5	12	22	1.00
2	11	CHEN Wan-Ting	1	2	5	8	0.20
2	10	YIN Yu-Ting	1	1	4	6	0.20
2	13	WANG Ai-Shih	1	3	2	6	0.20
2	4	HAN Ping-Ting	1	-	1	2	0.20
6	6	YANG Yi-Chen	-	-	1	1	0.00
6	16	WANG Pei-Chen	-	1	-	1	0.00
	3	CHEN Hsi	-	-	-	-	
	5	LEE Hsin-Jung	-	-	-	-	
	7	CHIEN Chia-Hui	-	-	-	-	
	8	HSIAO Hsiang-Ling	-	-	-	-	
	12	CHEN Wan-Ching	-	-	-	-	
<b>Team Totals</b>			9	12	25	46	1.80

Scoring Service


Rk	No	Name	Aces	Faults	Serve Hits	Total Attempts	Avg by Set
1	6	YANG Yi-Chen	5	1	22	28	1.00
2	11	CHEN Wan-Ting	4	2	12	18	0.80
3	17	CHEN Yi-Ju	2	1	12	15	0.40
3	13	WANG Ai-Shih	2	3	8	13	0.40
5	10	YIN Yu-Ting	1	2	12	15	0.20
6	4	HAN Ping-Ting	-	1	12	13	0.00
6	8	HSIAO Hsiang-Ling	-	-	4	4	0.00
	3	CHEN Hsi	-	-	-	-	
	5	LEE Hsin-Jung	-	-	-	-	
	7	CHIEN Chia-Hui	-	-	-	-	
	12	CHEN Wan-Ching	-	-	-	-	
	16	WANG Pei-Chen	-	-	-	-	
<b>Team Totals</b>			14	10	82	106	2.80

Team

Opponent Errors & Team Faults	28	2
-------------------------------	----	---

Timing and Results provided by  TISSOT



Match No: 20

### Match Statistics

статистика

Match Duration: 2h 12m  
Attendance: 105

### SVK vs TPE


2 3

Teams	Sets	1	2	3	4	5	Total
SVK	2	25	14	25	21	12	97
TPE	3	20	25	21	25	15	106
	Playing Time	24m	22m	28m	28m	18m	2h 00m

First Referee: VOECK Julie (USA)

Second Referee: ALNOAMAN Salem Abu Baker (UAE)

### TPE - Chinese Taipei

Non-Scoring Dig


Rk	No	Name	Digs	Faults	Receptions	Total Attempts	Avg by Set
1	7	CHIEN Chia-Hui	12	4	15	31	2.40
2	11	CHEN Wan-Ting	5	6	4	15	1.00
3	4	HAN Ping-Ting	4	2	9	15	0.80
3	6	YANG Yi-Chen	4	4	7	15	0.80
5	17	CHEN Yi-Ju	3	-	2	5	0.60
6	10	YIN Yu-Ting	2	3	10	15	0.40
7	8	HSIAO Hsiang-Ling	1	1	2	4	0.20
7	12	CHEN Wan-Ching	1	1	2	4	0.20
9	5	LEE Hsin-Jung	-	1	4	5	0.00
9	13	WANG Ai-Shih	-	-	4	4	0.00
	3	CHEN Hsi	-	-	-	-	-
	16	WANG Pei-Chen	-	-	-	-	-
<b>Team Totals</b>			32	22	59	113	6.40

Non-Scoring Set



Rk	No	Name	Running Sets	Faults	Still Sets	Total Attempts	Avg by Set
1	6	YANG Yi-Chen	34	1	64	99	6.80
2	12	CHEN Wan-Ching	5	-	4	9	1.00
3	7	CHIEN Chia-Hui	3	-	9	12	0.60
4	4	HAN Ping-Ting	2	-	1	3	0.40
5	13	WANG Ai-Shih	1	1	5	7	0.20
5	17	CHEN Yi-Ju	1	-	4	5	0.20
5	10	YIN Yu-Ting	1	-	3	4	0.20
8	11	CHEN Wan-Ting	-	1	3	4	0.00
8	8	HSIAO Hsiang-Ling	-	-	2	2	0.00
	3	CHEN Hsi	-	-	-	-	-
	5	LEE Hsin-Jung	-	-	-	-	-
	16	WANG Pei-Chen	-	-	-	-	-
<b>Team Totals</b>			47	3	95	145	9.40

Non-Scoring Reception

<b>Limit</b> 25.00%

Rk	No	Name	Excellents	Faults	Serve Receptions	Total Attempts	Succ %
1	7	CHIEN Chia-Hui	12	1	10	23	52.17
2	4	HAN Ping-Ting	10	-	16	26	38.46
	10	YIN Yu-Ting	5	3	4	12	
	5	LEE Hsin-Jung	4	2	5	11	
	8	HSIAO Hsiang-Ling	2	-	4	6	
	17	CHEN Yi-Ju	1	-	-	1	
	3	CHEN Hsi	-	-	-	-	
	6	YANG Yi-Chen	-	-	-	-	
	11	CHEN Wan-Ting	-	-	-	-	
	12	CHEN Wan-Ching	-	-	-	-	
	13	WANG Ai-Shih	-	-	-	-	
	16	WANG Pei-Chen	-	-	-	-	
<b>Team Totals</b>			34	6	39	79	43.04

LEGEND Avg Average Eff% Efficiency Rk Rank Succ% Success %

Timing and Results provided by  TISSOT





# Result Book

27th Summer Universiade in Kazan 2013



## Volleyball

Women's Preliminary Round Group D





Match No: 5

### Start List

Стартовый список

## CHI vs JPN

First Referee: MICHLIC Agnieszka (POL)

Second Referee: CHUMAK Ivan (RUS)


### CHI - Chile

No.	C/L	Name	Shirt Name	Height m / ft in	Weight kg / lbs	Highest Reach		Date of Birth	Tournament Totals					
						Spike cm	Block cm		Spike	Block	Serve	Total	%	
2		FLORES Paula	Flores	1.74/5'9"	63/139	218	228	17 MAY 1988						
3		DELANO Magdalena	Delano	1.76/5'9"	62/137	241	240	7 MAY 1993						
4	L	RUZ Carla	Ruz	1.68/5'6"	59/130	220	228	26 SEP 1991						
5		MUNIZAGA Soledad	Munizaga	1.73/5'8"	63/139	241	240	12 NOV 1989						
6		NAVARRETE Daniela	Navarrete	1.76/5'9"	67/148	240	234	20 DEC 1992						
7		MARDONEZ Maria Del Pilar	Mardonez	1.77/5'10"	64/141	260	250	16 NOV 1989						
8	C	ESPEJO Francisca	Espejo	1.75/5'9"	62/137	255	250	6 OCT 1989						
9		VELEZ Maria Josefina	Velez	1.75/5'9"	66/146	253	248	25 JAN 1991						
10		VORPAHL Chris	Vorpahl	1.77/5'10"	62/137	261	250	4 OCT 1990						
11		DEPASSIER Natalia	Depassier	1.78/5'10"	70/154	262	250	11 APR 1987						
14		DUCO Beatriz	Duco	1.72/5'8"	65/143	250	250	2 JUN 1991						
17		SANINO Maite	Sanino	1.77/5'10"	67/148	245	240	12 MAY 1993						
<b>Head Coach</b> LOPEZ Igor				<b>Assistant Coach</b> SERRANO Claudio										

### JPN - Japan

No.	C/L	Name	Shirt Name	Height m / ft in	Weight kg / lbs	Highest Reach		Date of Birth	Tournament Totals					
						Spike cm	Block cm		Spike	Block	Serve	Total	%	
1	L	SATO Arisa	SATO	1.64/5'5"	48/106	270	230	18 JUL 1989						
2	C	YAMAGUCHI Kaname	YAMAGUCHI	1.70/5'7"	72/159	293	271	6 NOV 1989						
3		OUMI Akari	OUMI	1.71/5'7"	64/141	297	276	10 NOV 1989						
4		YOSHIMURA Shiho	YOSHIMURA	1.68/5'6"	68/150	292	275	13 DEC 1989						
5		NAKAMURA Ayumi	NAKAMURA	1.77/5'10"	70/154	299	280	29 AUG 1990						
6		OKUMURA Mai	OKUMURA	1.77/5'10"	67/148	300	280	31 OCT 1990						
7		YAMAGISHI Akane	YAMAGISHI	1.64/5'5"	55/121	283	263	8 JAN 1991						
8		HATTORI Ayuka	HATTORI	1.79/5'10"	63/139	296	293	1 OCT 1987						
9		YATAKA Naoko	YATAKA	1.76/5'9"	67/148	296	278	4 DEC 1991						
10		TANAKA Misaki	TANAKA	1.73/5'8"	65/143	285	273	28 DEC 1991						
11		TERAI Yumi	TERAI	1.81/5'11"	70/154	305	285	31 MAR 1992						
12		IMAMURA Yuka	IMAMURA	1.75/5'9"	72/159	293	288	2 SEP 1993						
<b>Head Coach</b> NAKANISHI Yasumi				<b>Assistant Coach</b> FUJII Masahiro										

LEGEND	
%	Percent of total team scoring
C	Team Captain
L	Libero Player

Timing and Results provided by  TISSOT



Match No: 5

**Match Results**  
Результат / Отчет о матче

Match Duration: 1h 06m  
Attendance: 200

**CHI vs JPN**  
0 3

Teams	Sets	1	2	3	Total
CHI	0	13	14	8	35
JPN	3	25	25	25	75
<b>Playing Time</b>		18m	23m	19m	1h 00m

First Referee: MICHLIC Agnieszka (POL)

Second Referee: CHUMAK Ivan (RUS)

CHI - Chile								
No	C/L	Name	1	2	3	4	5	Pts
2		FLORES Paula			2			
3		DELANO Magdalena			17			
4	L	RUZ Carla	L	L	L			
5		MUNIZAGA Soledad	3	3	4			4
6		NAVARRETE Daniela	1	1				2
7		MARDONEZ Maria Del Pilar	9	5				4
8	C	ESPEJO Francisca		7	6			
9		VELEZ Maria Josefina	5					
10		VORPAHL Chris	2	2	3			10
11		DEPASSIER Natalia	6	6	1			3
14		DUCO Beatriz						
17		SANINO Maite	4	4	5			4
<b>Head Coach</b>		LOPEZ Igor						
<b>Assistant Coach</b>		SERRANO Claudio						

JPN - Japan								
No	C/L	Name	1	2	3	4	5	Pts
1	L	SATO Arisa	L	L	L			
2	C	YAMAGUCHI Kaname	1	1	1			3
3		OUMI Akari	3	3	3			6
4		YOSHIMURA Shiho						
5		NAKAMURA Ayumi	4	4	4			9
6		OKUMURA Mai	5	5	5			9
7		YAMAGISHI Akane						
8		HATTORI Ayuka		3	3			2
9		YATAKA Naoko		2	5			5
10		TANAKA Misaki		5	2			
11		TERAI Yumi	2	2	2			7
12		IMAMURA Yuka	6	6	6			15
<b>Head Coach</b>		NAKANISHI Yasumi						
<b>Assistant Coach</b>		FUJII Masahiro						

**TEAM AND PLAYER PERFORMANCES**

Won	Total Atts	No Name
<b>21</b>	<b>91</b>	<b>Total Team</b>
8	24	10 VORPAHL Chris
4	13	7 MARDONEZ Maria Del Pilar
4	20	17 SANINO Maite
<b>5</b>	<b>47</b>	<b>Total Team</b>
2	13	11 DEPASSIER Natalia
2	8	10 VORPAHL Chris
1	7	5 MUNIZAGA Soledad
<b>1</b>	<b>36</b>	<b>Total Team</b>
1	6	6 NAVARRETE Daniela
<b>8</b>		<b>Total Team</b>
<b>35</b>	<b>174</b>	<b>Total Team</b>
<b>10</b>	<b>39</b>	10 VORPAHL Chris

Scoring Skills
<b>Spike</b>
<b>Block</b>
<b>Serve</b>
<b>Opp Error</b>
<b>Total</b>
<b>Best Scorer</b>

Won	Total Atts	No Name
<b>38</b>	<b>75</b>	<b>Total Team</b>
10	19	12 IMAMURA Yuka
7	16	5 NAKAMURA Ayumi
7	11	6 OKUMURA Mai
<b>10</b>	<b>48</b>	<b>Total Team</b>
2	3	9 YATAKA Naoko
2	8	6 OKUMURA Mai
2	6	12 IMAMURA Yuka
<b>8</b>	<b>74</b>	<b>Total Team</b>
3	8	12 IMAMURA Yuka
2	16	3 OUMI Akari
1	9	2 YAMAGUCHI Kaname
<b>19</b>		<b>Total Team</b>
<b>75</b>	<b>197</b>	<b>Total Team</b>
<b>15</b>	<b>33</b>	12 IMAMURA Yuka

LEGEND	
Atts	Attempts
L	Libero player
[n]	Starting line-up where n = starting position on court (i.e. positions 1 to 6)
Opp	Opponent
C	Team Captain
[L]	Substitute libero
[nn]	Substitute where nn = jersey number of out going player
Pts	Points scored

Timing and Results provided by **TISSOT**



MON 8 JUL 2013  
18:00  
19:06

Match No: 5

### Match Statistics

статистика

Match Duration: 1h 06m  
Attendance: 200

CHI vs JPN  
0 3

Teams	Sets	1	2	3	Total
CHI	0	13	14	8	35
JPN	3	25	25	25	75
	Playing Time	18m	23m	19m	1h 00m

First Referee: MICHLIC Agnieszka (POL)


Second Referee: CHUMAK Ivan (RUS)

### CHI - Chile


Scoring Spike

Limit 15.00%

Rk	No	Name	Spikes	Faults	Shots	Total Attempts	Eff %
1	10	VORPAHL Chris	8	7	9	24	4.17
	17	SANINO Maite	4	6	10	20	
	7	MARDONEZ Maria Del Pilar	4	2	7	13	
	5	MUNIZAGA Soledad	3	2	5	10	
	8	ESPEJO Francisca	-	3	6	9	
	11	DEPASSIER Natalia	1	1	6	8	
	9	VELEZ Maria Josefina	-	-	3	3	
	6	NAVARRETE Daniela	1	-	1	2	
	4	RUZ Carla	-	-	1	1	
	2	FLORES Paula	-	1	-	1	
	3	DELANO Magdalena	-	-	-	-	
	14	DUCO Beatriz	-	-	-	-	
<b>Team Totals</b>			21	22	48	91	

Scoring Block



Rk	No	Name	Kill Blocks	Faults	Rebounds	Total Attempts	Avg by Set
1	11	DEPASSIER Natalia	2	7	4	13	0.67
1	10	VORPAHL Chris	2	5	1	8	0.67
3	5	MUNIZAGA Soledad	1	4	2	7	0.33
4	6	NAVARRETE Daniela	-	3	2	5	0.00
4	17	SANINO Maite	-	3	1	4	0.00
4	7	MARDONEZ Maria Del Pilar	-	2	1	3	0.00
4	8	ESPEJO Francisca	-	2	1	3	0.00
4	4	RUZ Carla	-	-	1	1	0.00
4	2	FLORES Paula	-	1	-	1	0.00
4	3	DELANO Magdalena	-	1	-	1	0.00
4	9	VELEZ Maria Josefina	-	1	-	1	0.00
	14	DUCO Beatriz	-	-	-	-	
<b>Team Totals</b>			5	29	13	47	1.67

Scoring Service


Rk	No	Name	Aces	Faults	Serve Hits	Total Attempts	Avg by Set
1	6	NAVARRETE Daniela	1	-	5	6	0.33
2	10	VORPAHL Chris	-	2	5	7	0.00
2	11	DEPASSIER Natalia	-	-	5	5	0.00
2	17	SANINO Maite	-	-	5	5	0.00
2	5	MUNIZAGA Soledad	-	1	4	5	0.00
2	7	MARDONEZ Maria Del Pilar	-	-	2	2	0.00
2	8	ESPEJO Francisca	-	-	2	2	0.00
2	2	FLORES Paula	-	1	1	2	0.00
2	9	VELEZ Maria Josefina	-	1	1	2	0.00
	3	DELANO Magdalena	-	-	-	-	
	4	RUZ Carla	-	-	-	-	
	14	DUCO Beatriz	-	-	-	-	
<b>Team Totals</b>			1	5	30	36	0.33

Team

Opponent Errors & Team Faults	8	1
-------------------------------	---	---

Timing and Results provided by  TISSOT





MON 8 JUL 2013  
18:00  
19:06

Match No: 5

### Match Statistics

статистика

Match Duration: 1h 06m  
Attendance: 200


CHI vs JPN  
0 3

Teams	Sets	1	2	3	Total
CHI	0	13	14	8	35
JPN	3	25	25	25	75
	Playing Time	18m	23m	19m	1h 00m

First Referee: MICHLIC Agnieszka (POL)

Second Referee: CHUMAK Ivan (RUS)

### CHI - Chile

Non-Scoring Dig


Rk	No	Name	Digs	Faults	Receptions	Total Attempts	Avg by Set
1	4	RUZ Carla	4	1	13	18	1.33
2	10	VORPAHL Chris	3	1	4	8	1.00
3	11	DEPASSIER Natalia	1	-	1	2	0.33
4	17	SANINO Maite	-	1	3	4	0.00
4	7	MARDONEZ Maria Del Pilar	-	2	2	4	0.00
4	6	NAVARRETE Daniela	-	2	1	3	0.00
4	8	ESPEJO Francisca	-	-	2	2	0.00
4	3	DELANO Magdalena	-	1	-	1	0.00
4	9	VELEZ Maria Josefina	-	1	-	1	0.00
	2	FLORES Paula	-	-	-	-	-
	5	MUNIZAGA Soledad	-	-	-	-	-
	14	DUCO Beatriz	-	-	-	-	-
<b>Team Totals</b>			9	9	27	45	3.00


Non-Scoring Set


Rk	No	Name	Running Sets	Faults	Still Sets	Total Attempts	Avg by Set
1	6	NAVARRETE Daniela	15	1	36	52	5.00
2	2	FLORES Paula	3	-	22	25	1.00
3	5	MUNIZAGA Soledad	1	-	1	2	0.33
4	10	VORPAHL Chris	-	-	2	2	0.00
4	4	RUZ Carla	-	-	1	1	0.00
4	8	ESPEJO Francisca	-	-	1	1	0.00
4	17	SANINO Maite	-	-	1	1	0.00
	3	DELANO Magdalena	-	-	-	-	-
	7	MARDONEZ Maria Del Pilar	-	-	-	-	-
	9	VELEZ Maria Josefina	-	-	-	-	-
	11	DEPASSIER Natalia	-	-	-	-	-
	14	DUCO Beatriz	-	-	-	-	-
<b>Team Totals</b>			19	1	64	84	6.33

Non-Scoring Reception

<b>Limit</b> 25.00%

Rk	No	Name	Excellents	Faults	Serve Receptions	Total Attempts	Succ %
1	4	RUZ Carla	10	5	9	24	41.67
2	10	VORPAHL Chris	4	-	19	23	17.39
	7	MARDONEZ Maria Del Pilar	2	2	6	10	
	8	ESPEJO Francisca	-	-	6	6	
	9	VELEZ Maria Josefina	-	2	4	6	
	17	SANINO Maite	-	-	1	1	
	2	FLORES Paula	-	-	-	-	
	3	DELANO Magdalena	-	-	-	-	
	5	MUNIZAGA Soledad	-	-	-	-	
	6	NAVARRETE Daniela	-	-	-	-	
	11	DEPASSIER Natalia	-	-	-	-	
	14	DUCO Beatriz	-	-	-	-	
<b>Team Totals</b>			16	9	45	70	22.86

Timing and Results provided by  TISSOT





MON 8 JUL 2013  
18:00  
19:06

Match No: 5

### Match Statistics

статистика

Match Duration: 1h 06m  
Attendance: 200

CHI vs JPN  
0 3

Teams	Sets	1	2	3	Total
CHI	0	13	14	8	35
JPN	3	25	25	25	75
	Playing Time	18m	23m	19m	1h 00m

First Referee: MICHLIC Agnieszka (POL)

Second Referee: CHUMAK Ivan (RUS)

### JPN - Japan

Scoring Spike

Limit 15.00%

Rk	No	Name	Spikes	Faults	Shots	Total Attempts	Eff %
1	12	IMAMURA Yuka	10	1	8	19	47.37
2	5	NAKAMURA Ayumi	7	2	7	16	31.25
	6	OKUMURA Mai	7	2	2	11	
	3	OUMI Akari	4	2	4	10	
	11	TERAI Yumi	4	-	3	7	
	9	YATAKA Naoko	3	1	3	7	
	8	HATTORI Ayuka	2	-	1	3	
	1	SATO Arisa	-	-	1	1	
	2	YAMAGUCHI Kaname	1	-	-	1	
	4	YOSHIMURA Shiho	-	-	-	-	
	7	YAMAGISHI Akane	-	-	-	-	
	10	TANAKA Misaki	-	-	-	-	
<b>Team Totals</b>			38	8	29	75	40.00

Scoring Block


Rk	No	Name	Kill Blocks	Faults	Rebounds	Total Attempts	Avg by Set
1	11	TERAI Yumi	2	4	5	11	0.67
1	6	OKUMURA Mai	2	1	5	8	0.67
1	12	IMAMURA Yuka	2	2	2	6	0.67
1	9	YATAKA Naoko	2	-	1	3	0.67
5	5	NAKAMURA Ayumi	1	3	6	10	0.33
5	2	YAMAGUCHI Kaname	1	1	2	4	0.33
7	3	OUMI Akari	-	3	1	4	0.00
7	8	HATTORI Ayuka	-	-	2	2	0.00
	1	SATO Arisa	-	-	-	-	
	4	YOSHIMURA Shiho	-	-	-	-	
	7	YAMAGISHI Akane	-	-	-	-	
	10	TANAKA Misaki	-	-	-	-	
<b>Team Totals</b>			10	14	24	48	3.33

Scoring Service


Rk	No	Name	Aces	Faults	Serve Hits	Total Attempts	Avg by Set
1	12	IMAMURA Yuka	3	-	5	8	1.00
2	3	OUMI Akari	2	2	12	16	0.67
3	11	TERAI Yumi	1	-	10	11	0.33
3	2	YAMAGUCHI Kaname	1	-	8	9	0.33
3	5	NAKAMURA Ayumi	1	-	6	7	0.33
6	6	OKUMURA Mai	-	1	13	14	0.00
6	8	HATTORI Ayuka	-	-	4	4	0.00
6	10	TANAKA Misaki	-	1	3	4	0.00
6	9	YATAKA Naoko	-	-	1	1	0.00
	1	SATO Arisa	-	-	-	-	
	4	YOSHIMURA Shiho	-	-	-	-	
	7	YAMAGISHI Akane	-	-	-	-	
<b>Team Totals</b>			8	4	62	74	2.67

Team

Opponent Errors & Team Faults	19
-------------------------------	----

Timing and Results provided by  TISSOT



MON 8 JUL 2013  
18:00  
19:06

Match No: 5

### Match Statistics

статистика

Match Duration: 1h 06m  
Attendance: 200


CHI vs JPN  
0 3

Teams	Sets	1	2	3	Total
CHI	0	13	14	8	35
JPN	3	25	25	25	75
	Playing Time	18m	23m	19m	1h 00m

First Referee: MICHLIC Agnieszka (POL)

Second Referee: CHUMAK Ivan (RUS)

### JPN - Japan

Non-Scoring Dig


Rk	No	Name	Digs	Faults	Receptions	Total Attempts	Avg by Set
1	1	SATO Arisa	4	-	3	7	1.33
2	5	NAKAMURA Ayumi	3	3	3	9	1.00
3	3	OUMI Akari	2	-	7	9	0.67
3	11	TERAI Yumi	2	3	1	6	0.67
3	10	TANAKA Misaki	2	-	2	4	0.67
6	12	IMAMURA Yuka	1	-	11	12	0.33
6	6	OKUMURA Mai	1	-	1	2	0.33
6	8	HATTORI Ayuka	1	-	-	1	0.33
9	2	YAMAGUCHI Kaname	-	1	2	3	0.00
9	9	YATAKA Naoko	-	-	1	1	0.00
	4	YOSHIMURA Shiho	-	-	-	-	-
	7	YAMAGISHI Akane	-	-	-	-	-
<b>Team Totals</b>			16	7	31	54	5.33

Non-Scoring Set



Rk	No	Name	Running Sets	Faults	Still Sets	Total Attempts	Avg by Set
1	2	YAMAGUCHI Kaname	27	-	22	49	9.00
2	10	TANAKA Misaki	5	-	6	11	1.67
3	8	HATTORI Ayuka	2	-	-	2	0.67
4	1	SATO Arisa	1	-	3	4	0.33
4	11	TERAI Yumi	1	-	-	1	0.33
6	3	OUMI Akari	-	-	3	3	0.00
	4	YOSHIMURA Shiho	-	-	-	-	-
	5	NAKAMURA Ayumi	-	-	-	-	-
	6	OKUMURA Mai	-	-	-	-	-
	7	YAMAGISHI Akane	-	-	-	-	-
	9	YATAKA Naoko	-	-	-	-	-
	12	IMAMURA Yuka	-	-	-	-	-
<b>Team Totals</b>			36		34	70	12.00

Non-Scoring Reception

<b>Limit</b> 25.00%

Rk	No	Name	Excellents	Faults	Serve Receptions	Total Attempts	Succ %
	3	OUMI Akari	6	-	6	12	
	12	IMAMURA Yuka	5	1	3	9	
	1	SATO Arisa	1	-	4	5	
	5	NAKAMURA Ayumi	1	-	2	3	
	2	YAMAGUCHI Kaname	-	-	-	-	
	4	YOSHIMURA Shiho	-	-	-	-	
	6	OKUMURA Mai	-	-	-	-	
	7	YAMAGISHI Akane	-	-	-	-	
	8	HATTORI Ayuka	-	-	-	-	
	9	YATAKA Naoko	-	-	-	-	
	10	TANAKA Misaki	-	-	-	-	
	11	TERAI Yumi	-	-	-	-	
<b>Team Totals</b>			13	1	15	29	44.83

LEGEND Avg Average Eff% Efficiency Rk Rank Succ% Success %

Timing and Results provided by  TISSOT



Match No: 7

### Start List

Стартовый список

## THA vs HKG

First Referee: RYABTSOV Alexander (RUS)

Second Referee: JANG Jong Hyang (PRK)


### THA - Thailand

No.	C/L	Name	Shirt Name	Height m / ft in	Weight kg / lbs	Highest Reach		Date of Birth	Tournament Totals					
						Spike cm	Block cm		Spike	Block	Serve	Total	%	
2	L	PANNOY Piyanut	P. PIYANUT	1.71/5'7"	65/143	280	275	10 NOV 1989						
3		PHANUSIT Em-Orn	P. EM-ORN	1.77/5'10"	66/146	280	275	25 MAR 1988						
4		NUEKJANG Thatdao	N. THATDAO	1.83/6'0"	66/146	305	287	3 FEB 1994						
6		SITTIRAK Onuma	S. ONUMA	1.75/5'9"	72/159	303	285	13 JUN 1986						
11		HYAPHA Amporn	H. AMPORN	1.80/5'11"	70/154	301	290	19 MAY 1985						
12		CHAISRI Tapaphaipun	C. TAPAPHAIPUN	1.68/5'6"	60/132	295	276	29 NOV 1989						
13	C	TOMKOM Nootsara	T. NOOTSARA	1.69/5'7"	57/126	289	278	7 JUL 1985						
14		BUNDASAK Jarasporn	B. JARASORN	1.80/5'11"	66/146	290	280	1 MAR 1993						
15		KANTHONG Malika	K. MALIKA	1.77/5'10"	63/139	310	290	8 JAN 1987						
16		GUEDPARD Pornpun	G. PORNPUN	1.72/5'8"	63/139	287	273	5 MAY 1993						
17		KAMULTHALA Kaewkalaya	K. KAEWKALAYA	1.78/5'10"	66/146	298	281	7 AUG 1994						
19		KEAWBUNDIT Sontaya	K. SONTAYA	1.77/5'10"	60/132	290	280	9 FEB 1991						
Head Coach			SRISAMUTNAK Nataphon			Assistant Coach			SRIWACHARAMAYTAKUL Danai					

### HKG - Hong Kg, China

No.	C/L	Name	Shirt Name	Height m / ft in	Weight kg / lbs	Highest Reach		Date of Birth	Tournament Totals					
						Spike cm	Block cm		Spike	Block	Serve	Total	%	
1		YEUNG Sau Mei	S.M. YEUNG	1.83/6'0"	62/137	286	277	30 AUG 1985						
2		FONG Sze Man	S.M. FONG	1.74/5'9"	71/157	278	268	30 JAN 1990						
3		KWOK Pui Yiu	P.Y. KWOK	1.73/5'8"	61/134	275	266	20 SEP 1991						
4		LAM Yee Ting	Y.T. LAM	1.66/5'5"	61/134	272	259	26 DEC 1990						
5		TSANG Sze Nga	S.N. TSANG	1.75/5'9"	57/126	279	270	7 MAY 1987						
6		FONG Sze Long	S.L. FONG	1.67/5'6"	57/126	268	260	30 JAN 1990						
7	L	CHAN Eu Eu	E.E. CHAN	1.54/5'1"	52/115	250	244	1 OCT 1988						
8		LUNG Tsz Wang	T.W. LUNG	1.70/5'7"	63/139	270	263	23 DEC 1990						
9	C	WONG Bo Kwan	B.K. WONG	1.68/5'6"	59/130	261	260	27 JUN 1992						
10		NG Wing Yan	W.Y. NG	1.76/5'9"	61/134	273	268	28 OCT 1989						
11		IP Hoi Lun, Helen	H.L. IP	1.77/5'10"	71/157	273	268	24 OCT 1990						
Head Coach			KWAN Wing Sang			Assistant Coach			YOUNG Kin Keung					

LEGEND	
%	Percent of total team scoring
C	Team Captain
L	Libero Player

Timing and Results provided by  TISSOT



Match No: 7

**Match Results**  
Результат / Отчет о матче

Match Duration: 1h 07m  
Attendance: 180

**THA vs HKG**  
**3 0**

Teams	Sets	1	2	3	Total
THA	3	25	25	25	75
HKG	0	9	7	16	32
	<b>Playing Time</b>	15m	20m	26m	1h 01m

First Referee: RYABTSOV Alexander (RUS)

Second Referee: JANG Jong Hyang (PRK)

THA - Thailand								
No	C/L	Name	1	2	3	4	5	Pts
2	L	PANNOY Piyanut	L	L	L			
3		PHANUSIT Em-Orn	5	4	4			13
4		NUEKJANG Thatdao	4	3	16			2
6		SITTIRAK Onuma						
11		HYAPHA Amporn	13		6			3
12		CHASRI Tapaphaipun	6	5	5			14
13	C	TOMKOM Nootsara	2		11			1
14		BUNDASAK Jarasporn		4				1
15		KANTHONG Malika	1	6				6
16		GUEDPARD Pornpun	4	1	1			4
17		KAMULTHALA Kaewkalaya			3			1
19		KEAWBUNDIT Sontaya	3	2	2			9
<b>Head Coach</b>		SRISAMUTNAK Nataphon						
<b>Assistant Coach</b>		SRIWACHARAMAYTAKUL Danai						

HKG - Hong Kg, China								
No	C/L	Name	1	2	3	4	5	Pts
1		YEUNG Sau Mei	4	4	4			8
2		FONG Sze Man	6	6	9			
3		KWOK Pui Yiu			10			2
4		LAM Yee Ting	3	3	8			2
5		TSANG Sze Nga	1	1	6			1
6		FONG Sze Long	5	5	1			1
7	L	CHAN Eu Eu	L	L	L			
8		LUNG Tsz Wang		4	6			1
9	C	WONG Bo Kwan		2	3			
10		NG Wing Yan	5	5	5			2
11		IP Hoi Lun, Helen	2	2	2			
<b>Head Coach</b>		KWAN Wing Sang						
<b>Assistant Coach</b>		YOUNG Kin Keung						

**TEAM AND PLAYER PERFORMANCES**

Won	Total Atts	No Name	Scoring Skills	Won	Total Atts	No Name
44	89	<b>Total Team</b>		17	93	<b>Total Team</b>
13	28	12 CHASRI Tapaphaipun	Spike	8	35	1 YEUNG Sau Mei
10	18	3 PHANUSIT Em-Orn		2	3	3 KWOK Pui Yiu
8	22	19 KEAWBUNDIT Sontaya		2	7	10 NG Wing Yan
5	32	<b>Total Team</b>	Block		56	<b>Total Team</b>
2	6	3 PHANUSIT Em-Orn				
1	7	12 CHASRI Tapaphaipun				
1	3	19 KEAWBUNDIT Sontaya	Serve		34	<b>Total Team</b>
5	73	<b>Total Team</b>				
2	15	16 GUEDPARD Pornpun				
1	11	3 PHANUSIT Em-Orn	Opp Error	15		<b>Total Team</b>
1	5	15 KANTHONG Malika				
21		<b>Total Team</b>				
75	194	<b>Total Team</b>	<b>Total</b>	32	183	<b>Total Team</b>
14	43	12 CHASRI Tapaphaipun	<b>Best Scorer</b>	8	44	1 YEUNG Sau Mei

LEGEND			
Atts	Attempts	C	Team Captain
L	Libero player	L	Substitute libero
n	Starting line-up where n = starting position on court (i.e. positions 1 to 6)	nn	Substitute where nn = jersey number of out going player
Opp	Opponent	Pts	Points scored

Timing and Results provided by TISSOT



MON 8 JUL 2013  
20:00  
21:07

Match No: 7

### Match Statistics

статистика

Match Duration: 1h 07m  
Attendance: 180

THA vs HKG  
3 0

Teams	Sets	1	2	3	Total
THA	3	25	25	25	75
HKG	0	9	7	16	32
	Playing Time	15m	20m	26m	1h 01m

First Referee: RYABTSOV Alexander (RUS)


Second Referee: JANG Jong Hyang (PRK)

### THA - Thailand

Scoring Spike

Limit 15.00%

Rk	No	Name	Spikes	Faults	Shots	Total Attempts	Eff %
1	3	PHANUSIT Em-Orn	10	1	7	18	50.00
2	12	CHAI SRI Tapaphaipun	13	3	12	28	35.71
3	19	KEAWBUNDIT Sontaya	8	3	11	22	22.73
	4	NUEKJANG Thatdao	2	-	4	6	
	15	KANTHONG Malika	4	-	1	5	
	11	HYAPHA Amporn	3	-	1	4	
	16	GUEDPARD Pornpun	2	-	-	2	
	17	KAMULTHALA Kaewkalaya	1	-	1	2	
	2	PANNOY Piyanut	-	-	1	1	
	14	BUNDASAK Jarasporn	1	-	-	1	
	6	SITTIRAK Onuma	-	-	-	-	
	13	TOMKOM Nootsara	-	-	-	-	
<b>Team Totals</b>			44	7	38	89	41.57

Scoring Block


Rk	No	Name	Kill Blocks	Faults	Rebounds	Total Attempts	Avg by Set
1	3	PHANUSIT Em-Orn	2	4	-	6	0.67
2	12	CHAI SRI Tapaphaipun	1	2	4	7	0.33
2	15	KANTHONG Malika	1	2	1	4	0.33
2	19	KEAWBUNDIT Sontaya	1	1	1	3	0.33
5	11	HYAPHA Amporn	-	2	3	5	0.00
5	14	BUNDASAK Jarasporn	-	-	2	2	0.00
5	16	GUEDPARD Pornpun	-	-	2	2	0.00
5	17	KAMULTHALA Kaewkalaya	-	1	1	2	0.00
5	4	NUEKJANG Thatdao	-	1	-	1	0.00
	2	PANNOY Piyanut	-	-	-	-	
	6	SITTIRAK Onuma	-	-	-	-	
	13	TOMKOM Nootsara	-	-	-	-	
<b>Team Totals</b>			5	13	14	32	1.67

Scoring Service


Rk	No	Name	Aces	Faults	Serve Hits	Total Attempts	Avg by Set
1	16	GUEDPARD Pornpun	2	1	12	15	0.67
2	3	PHANUSIT Em-Orn	1	-	10	11	0.33
2	13	TOMKOM Nootsara	1	1	8	10	0.33
2	15	KANTHONG Malika	1	-	4	5	0.33
5	19	KEAWBUNDIT Sontaya	-	-	12	12	0.00
5	4	NUEKJANG Thatdao	-	-	8	8	0.00
5	12	CHAI SRI Tapaphaipun	-	1	7	8	0.00
5	17	KAMULTHALA Kaewkalaya	-	-	3	3	0.00
5	11	HYAPHA Amporn	-	1	-	1	0.00
	2	PANNOY Piyanut	-	-	-	-	
	6	SITTIRAK Onuma	-	-	-	-	
	14	BUNDASAK Jarasporn	-	-	-	-	
<b>Team Totals</b>			5	4	64	73	1.67

Team

Opponent Errors & Team Faults	21	3

Timing and Results provided by  TISSOT





MON 8 JUL 2013  
20:00  
21:07

Match No: 7

### Match Statistics

статистика

Match Duration: 1h 07m  
Attendance: 180


**THA vs HKG**  
3 0

Teams	Sets	1	2	3	Total
THA	3	25	25	25	75
HKG	0	9	7	16	32
	Playing Time	15m	20m	26m	1h 01m

First Referee: RYABTSOV Alexander (RUS)

Second Referee: JANG Jong Hyang (PRK)

### THA - Thailand

Non-Scoring Dig


Rk	No	Name	Digs	Faults	Receptions	Total Attempts	Avg by Set
1	2	PANNOY Piyanut	7	1	3	11	2.33
2	15	KANTHONG Malika	5	-	6	11	1.67
3	3	PHANUSIT Em-Orn	3	-	12	15	1.00
4	16	GUEDPARD Pornpun	2	-	8	10	0.67
4	12	CHAI SRI Tapaphaipun	2	3	4	9	0.67
4	19	KEAWBUNDIT Sontaya	2	-	6	8	0.67
7	13	TOMKOM Nootsara	1	-	1	2	0.33
8	4	NUEKJANG Thatdao	-	-	1	1	0.00
	6	SITTIRAK Onuma	-	-	-	-	-
	11	HYAPHA Amporn	-	-	-	-	-
	14	BUNDASAK Jarasporn	-	-	-	-	-
	17	KAMULTHALA Kaewkalaya	-	-	-	-	-
<b>Team Totals</b>			22	4	41	67	7.33


Non-Scoring Set


Rk	No	Name	Running Sets	Faults	Still Sets	Total Attempts	Avg by Set
1	16	GUEDPARD Pornpun	21	-	19	40	7.00
2	13	TOMKOM Nootsara	13	-	13	26	4.33
3	12	CHAI SRI Tapaphaipun	2	1	4	7	0.67
4	2	PANNOY Piyanut	1	-	3	4	0.33
4	15	KANTHONG Malika	1	-	3	4	0.33
4	19	KEAWBUNDIT Sontaya	1	-	-	1	0.33
7	3	PHANUSIT Em-Orn	-	-	1	1	0.00
7	14	BUNDASAK Jarasporn	-	-	1	1	0.00
7	17	KAMULTHALA Kaewkalaya	-	-	1	1	0.00
	4	NUEKJANG Thatdao	-	-	-	-	-
	6	SITTIRAK Onuma	-	-	-	-	-
	11	HYAPHA Amporn	-	-	-	-	-
<b>Team Totals</b>			39	1	45	85	13.00

Non-Scoring Reception

<b>Limit</b> 25.00%

Rk	No	Name	Excellents	Faults	Serve Receptions	Total Attempts	Succ %
1	12	CHAI SRI Tapaphaipun	7	-	4	11	63.64
	2	PANNOY Piyanut	4	-	2	6	
	15	KANTHONG Malika	-	-	5	5	
	19	KEAWBUNDIT Sontaya	5	-	-	5	
	3	PHANUSIT Em-Orn	2	-	-	2	
	4	NUEKJANG Thatdao	-	-	-	-	
	6	SITTIRAK Onuma	-	-	-	-	
	11	HYAPHA Amporn	-	-	-	-	
	13	TOMKOM Nootsara	-	-	-	-	
	14	BUNDASAK Jarasporn	-	-	-	-	
	16	GUEDPARD Pornpun	-	-	-	-	
	17	KAMULTHALA Kaewkalaya	-	-	-	-	
<b>Team Totals</b>			18		11	29	62.07

Timing and Results provided by  TISSOT



MON 8 JUL 2013  
20:00  
21:07

Match No: 7

### Match Statistics

статистика

Match Duration: 1h 07m  
Attendance: 180

THA vs HKG  
3 0

Teams	Sets	1	2	3	Total
THA	3	25	25	25	75
HKG	0	9	7	16	32
	Playing Time	15m	20m	26m	1h 01m

First Referee: RYABTSOV Alexander (RUS)


Second Referee: JANG Jong Hyang (PRK)

### HKG - Hong Kg, China


Scoring Spike

Limit 15.00%

Rk	No	Name	Spikes	Faults	Shots	Total Attempts	Eff %
	1	YEUNG Sau Mei	8	8	19	35	
	2	FONG Sze Man	-	2	12	14	
	5	TSANG Sze Nga	1	3	4	8	
	10	NG Wing Yan	2	-	5	7	
	6	FONG Sze Long	1	2	3	6	
	8	LUNG Tsz Wang	1	2	3	6	
	11	IP Hoi Lun, Helen	-	-	5	5	
	4	LAM Yee Ting	2	1	2	5	
	3	KWOK Pui Yiu	2	-	1	3	
	7	CHAN Eu Eu	-	1	2	3	
	9	WONG Bo Kwan	-	1	-	1	
<b>Team Totals</b>			17	20	56	93	

Scoring Block


Rk	No	Name	Kill Blocks	Faults	Rebounds	Total Attempts	Avg by Set
1	11	IP Hoi Lun, Helen	-	8	9	17	0.00
1	10	NG Wing Yan	-	8	8	16	0.00
1	2	FONG Sze Man	-	4	3	7	0.00
1	1	YEUNG Sau Mei	-	2	3	5	0.00
1	8	LUNG Tsz Wang	-	1	3	4	0.00
1	5	TSANG Sze Nga	-	-	3	3	0.00
1	4	LAM Yee Ting	-	1	1	2	0.00
1	6	FONG Sze Long	-	-	1	1	0.00
1	3	KWOK Pui Yiu	-	1	-	1	0.00
	7	CHAN Eu Eu	-	-	-	-	
	9	WONG Bo Kwan	-	-	-	-	
<b>Team Totals</b>				25	31	56	0.00

Scoring Service


Rk	No	Name	Aces	Faults	Serve Hits	Total Attempts	Avg by Set
1	4	LAM Yee Ting	-	-	8	8	0.00
1	11	IP Hoi Lun, Helen	-	-	6	6	0.00
1	9	WONG Bo Kwan	-	-	4	4	0.00
1	1	YEUNG Sau Mei	-	1	3	4	0.00
1	5	TSANG Sze Nga	-	1	3	4	0.00
1	10	NG Wing Yan	-	1	2	3	0.00
1	6	FONG Sze Long	-	-	2	2	0.00
1	2	FONG Sze Man	-	1	1	2	0.00
1	3	KWOK Pui Yiu	-	-	1	1	0.00
	7	CHAN Eu Eu	-	-	-	-	
	8	LUNG Tsz Wang	-	-	-	-	
<b>Team Totals</b>				4	30	34	0.00

Team

Opponent Errors & Team Faults	15
-------------------------------	----



MON 8 JUL 2013  
20:00  
21:07

Match No: 7

### Match Statistics

статистика

Match Duration: 1h 07m  
Attendance: 180


THA vs HKG  
3 0

Teams	Sets	1	2	3	Total
THA	3	25	25	25	75
HKG	0	9	7	16	32
Playing Time		15m	20m	26m	1h 01m

First Referee: RYABTSOV Alexander (RUS)

Second Referee: JANG Jong Hyang (PRK)

### HKG - Hong Kg, China

Non-Scoring Dig


Rk	No	Name	Digs	Faults	Receptions	Total Attempts	Avg by Set
1	1	YEUNG Sau Mei	2	4	6	12	0.67
2	4	LAM Yee Ting	1	2	5	8	0.33
2	6	FONG Sze Long	1	3	3	7	0.33
2	9	WONG Bo Kwan	1	-	4	5	0.33
5	7	CHAN Eu Eu	-	5	8	13	0.00
5	2	FONG Sze Man	-	1	5	6	0.00
5	5	TSANG Sze Nga	-	2	1	3	0.00
5	3	KWOK Pui Yiu	-	-	2	2	0.00
5	11	IP Hoi Lun, Helen	-	1	1	2	0.00
5	10	NG Wing Yan	-	-	1	1	0.00
	8	LUNG Tsz Wang	-	-	-	-	-
<b>Team Totals</b>			5	18	36	59	1.67

Non-Scoring Set


Rk	No	Name	Running Sets	Faults	Still Sets	Total Attempts	Avg by Set
1	9	WONG Bo Kwan	8	-	24	32	2.67
2	4	LAM Yee Ting	6	1	32	39	2.00
3	7	CHAN Eu Eu	1	-	5	6	0.33
3	1	YEUNG Sau Mei	1	-	3	4	0.33
3	2	FONG Sze Man	1	-	-	1	0.33
6	8	LUNG Tsz Wang	-	-	3	3	0.00
6	11	IP Hoi Lun, Helen	-	-	3	3	0.00
6	6	FONG Sze Long	-	-	2	2	0.00
6	5	TSANG Sze Nga	-	1	1	2	0.00
	3	KWOK Pui Yiu	-	-	-	-	-
	10	NG Wing Yan	-	-	-	-	-
<b>Team Totals</b>			17	2	73	92	5.67

Non-Scoring Reception

<b>Limit</b> 25.00%

Rk	No	Name	Excellent	Faults	Serve Receptions	Total Attempts	Succ %
1	7	CHAN Eu Eu	2	-	6	8	25.00
2	5	TSANG Sze Nga	2	3	7	12	16.67
3	1	YEUNG Sau Mei	2	1	14	17	11.76
4	6	FONG Sze Long	1	1	10	12	8.33
	2	FONG Sze Man	1	-	6	7	-
	8	LUNG Tsz Wang	-	-	4	4	-
	11	IP Hoi Lun, Helen	-	-	4	4	-
	4	LAM Yee Ting	-	-	1	1	-
	9	WONG Bo Kwan	-	-	1	1	-
	3	KWOK Pui Yiu	-	-	-	-	-
	10	NG Wing Yan	-	-	-	-	-
<b>Team Totals</b>			8	5	53	66	12.12

LEGEND	
Avg	Average
Eff%	Efficiency
Rk	Rank
Succ%	Success %

Timing and Results provided by  TISSOT



Match No: 11

### Start List

Стартовый список

## THA vs CHI

First Referee: KIT WA Sio (MAC)

Second Referee: MICHLIC Agnieszka (POL)

### THA - Thailand

No.	C/L	Name	Shirt Name	Height m / ft in	Weight kg / lbs	Highest Reach		Date of Birth	Tournament Totals					
						Spike cm	Block cm		Spike	Block	Serve	Total	%	
2	L	PANNOY Piyanut	P. PIYANUT	1.71/5'7"	65/143	280	275	10 NOV 1989						
3		PHANUSIT Em-Orn	P. EM-ORN	1.77/5'10"	66/146	280	275	25 MAR 1988	10	2	1	13	24.07	
4		NUEKJANG Thatdao	N. THATDAO	1.83/6'0"	66/146	305	287	3 FEB 1994	2			2	3.70	
6		SITTIRAK Onuma	S. ONUMA	1.75/5'9"	72/159	303	285	13 JUN 1986						
11		HYAPHA Amporn	H. AMPORN	1.80/5'11"	70/154	301	290	19 MAY 1985	3			3	5.56	
12		CHAI SRI Tapaphaipun	C. TAPAPHAIPUN	1.68/5'6"	60/132	295	276	29 NOV 1989	13	1		14	25.93	
13	C	TOMKOM Nootsara	T. NOOTSARA	1.69/5'7"	57/126	289	278	7 JUL 1985			1	1	1.85	
14		BUNDASAK Jarasporn	B. JARASPORN	1.80/5'11"	66/146	290	280	1 MAR 1993	1			1	1.85	
15		KANTHONG Malika	K. MALIKA	1.77/5'10"	63/139	310	290	8 JAN 1987	4	1	1	6	11.11	
16		GUEDPARD Pornpun	G. PORNPUN	1.72/5'8"	63/139	287	273	5 MAY 1993	2		2	4	7.41	
17		KAMULTHALA Kaewkalaya	K. KAEWKALAYA	1.78/5'10"	66/146	298	281	7 AUG 1994	1			1	1.85	
19		KEAWBUNDIT Sontaya	K. SONTAYA	1.77/5'10"	60/132	290	280	9 FEB 1991	8	1		9	16.67	

Head Coach SRISAMUTNAK Nataphon

Assistant Coach SRIWACHARAMAYTAKUL Danai

Results in this  
Universiade

Phase	Opponent	Sets	Points per Set
Preliminary	HKG	3 - 0	25-9, 25-7, 25-16

### CHI - Chile

No.	C/L	Name	Shirt Name	Height m / ft in	Weight kg / lbs	Highest Reach		Date of Birth	Tournament Totals				
						Spike cm	Block cm		Spike	Block	Serve	Total	%
2		FLORES Paula	Flores	1.74/5'9"	63/139	218	228	17 MAY 1988					
3		DELANO Magdalena	Delano	1.76/5'9"	62/137	241	240	7 MAY 1993					
4	L	RUZ Carla	Ruz	1.68/5'6"	59/130	220	228	26 SEP 1991					
5		MUNIZAGA Soledad	Munizaga	1.73/5'8"	63/139	241	240	12 NOV 1989	3	1		4	14.81
6		NAVARRETE Daniela	Navarrete	1.76/5'9"	67/148	240	234	20 DEC 1992	1		1	2	7.41
7		MARDONEZ Maria Del Pilar	Mardonez	1.77/5'10"	64/141	260	250	16 NOV 1989	4			4	14.81
8	C	ESPEJO Francisca	Espejo	1.75/5'9"	62/137	255	250	6 OCT 1989					
9		VELEZ Maria Josefina	Velez	1.75/5'9"	66/146	253	248	25 JAN 1991					
10		VORPAHL Chris	Vorpahl	1.77/5'10"	62/137	261	250	4 OCT 1990	8	2		10	37.04
11		DEPASSIER Natalia	Depassier	1.78/5'10"	70/154	262	250	11 APR 1987	1	2		3	11.11
14		DUCO Beatriz	Duco	1.72/5'8"	65/143	250	250	2 JUN 1991					
17		SANINO Maite	Sanino	1.77/5'10"	67/148	245	240	12 MAY 1993	4			4	14.81

Head Coach LOPEZ Igor


Assistant Coach SERRANO Claudio

Results in this  
Universiade

Phase	Opponent	Sets	Points per Set
Preliminary	JPN	0 - 3	13-25, 14-25, 8-25

#### LEGEND

% Percent of total team scoring    C Team Captain    L Libero Player

Timing and Results provided by  TISSOT



Match No: 11

### Match Results

Результат / Отчет о матче

Match Duration: 1h 07m  
Attendance: 188

**THA vs CHI**  
**3 0**

Teams	Sets	1	2	3	Total
THA	3	25	25	25	75
CHI	0	11	13	13	37
	Playing Time	20m	19m	22m	1h 01m

First Referee: KIT WA Sio (MAC)

Second Referee: MICHLIC Agnieszka (POL)

THA - Thailand								
No	C/L	Name	1	2	3	4	5	Pts
2	L	PANNOY Piyanut	L	L	L			
3		PHANUSIT Em-Orn	4	5	4			18
4		NUEKJANG Thatdao	6	1	6			5
6		SITTIRAK Onuma	17		11			4
11		HYAPHA Amporn			3			
12		CH AISRI Tapaphaipun	5	6				5
13	C	TOMKOM Nootsara	1	2				1
14		BUNDASAK Jarasporn				4		
15		KANTHONG Malika	2	3	2			12
16		GUEDPARD Pornpun				1		1
17		KAMULTHALA Kaewkalaya	3	4				6
19		KEAWBUNDIT Sontaya					5	5
Head Coach		SRISAMUTNAK Nataphon						
Assistant Coach		SRIWACHARAMAYTAKUL Danai						

CHI - Chile								
No	C/L	Name	1	2	3	4	5	Pts
2		FLORES Paula	6	1	2			1
3		DELANO Magdalena		17	5			1
4	L	RUZ Carla	L	L	L			
5		MUNIZAGA Soledad	4	3	1			4
6		NAVARRETE Daniela	2					
7		MARDONEZ Maria Del Pilar		8	6			
8	C	ESPEJO Francisca	6	5				4
9		VELEZ Maria Josefina		10	7			
10		VORPAHL Chris	3	2	3			13
11		DEPASSIER Natalia	1	6	4			3
14		DUCO Beatriz						
17		SANINO Maite	5	4				1
Head Coach		LOPEZ Igor						
Assistant Coach		SERRANO Claudio						

### TEAM AND PLAYER PERFORMANCES

Won	Total Atts	No Name	Scoring Skills	Won	Total Atts	No Name
45	87	<b>Total Team</b>		22	104	<b>Total Team</b>
16	28	3 PHANUSIT Em-Orn	Spike	11	31	10 VORPAHL Chris
6	13	15 KANTHONG Malika		4	16	8 ESPEJO Francisca
5	10	4 NUEKJANG Thatdao		3	9	11 DEPASSIER Natalia
9	49	<b>Total Team</b>	Block	3	52	<b>Total Team</b>
5	15	15 KANTHONG Malika		2	10	10 VORPAHL Chris
2	8	3 PHANUSIT Em-Orn		1	5	17 SANINO Maite
1	4	12 CHAISRI Tapaphaipun	Serve	2	38	<b>Total Team</b>
3	74	<b>Total Team</b>		2	8	5 MUNIZAGA Soledad
1	11	13 TOMKOM Nootsara				
1	12	6 SITTIRAK Onuma	Opp Error	10		<b>Total Team</b>
1	18	15 KANTHONG Malika		37	194	<b>Total Team</b>
18	210	<b>Total Team</b>	Total			
75	210	<b>Total Team</b>				
18	42	3 PHANUSIT Em-Orn	Best Scorer	13	49	10 VORPAHL Chris

LEGEND			
Atts	Attempts	C	Team Captain
L	Libero player	L	Substitute libero
n	Starting line-up where n = starting position on court (i.e. positions 1 to 6)	nn	Substitute where nn = jersey number of out going player
Opp	Opponent	Pts	Points scored

Timing and Results provided by TISSOT





TUE 9 JUL 2013  
18:00  
19:07

Match No: 11

### Match Statistics

статистика

Match Duration: 1h 07m  
Attendance: 188

THA vs CHI  
3 0

Teams	Sets	1	2	3	Total
THA	3	25	25	25	75
CHI	0	11	13	13	37
	Playing Time	20m	19m	22m	1h 01m

First Referee: KIT WA Sio (MAC)


Second Referee: MICHLIC Agnieszka (POL)

### THA - Thailand


Scoring Spike

Limit 15.00%

Rk	No	Name	Spikes	Faults	Shots	Total Attempts	Eff %
1	3	PHANUSIT Em-Orn	16	1	11	28	53.57
2	12	CHAISRI Tapaphaipun	4	1	10	15	20.00
	15	KANTHONG Malika	6	2	5	13	
	4	NUEKJANG Thatdao	5	1	4	10	
	19	KEAWBUNDIT Sontaya	5	2	-	7	
	17	KAMULTHALA Kaewkalaya	5	1	-	6	
	6	SITTIRAK Onuma	3	-	-	3	
	13	TOMKOM Nootsara	-	-	3	3	
	14	BUNDASAK Jarasporn	-	-	1	1	
	16	GUEDPARD Pornpun	1	-	-	1	
	2	PANNOY Piyanut	-	-	-	-	
	11	HYAPHA Amporn	-	-	-	-	
<b>Team Totals</b>			45	8	34	87	42.53

Scoring Block


Rk	No	Name	Kill Blocks	Faults	Rebounds	Total Attempts	Avg by Set
1	15	KANTHONG Malika	5	4	6	15	1.67
2	3	PHANUSIT Em-Orn	2	2	4	8	0.67
3	17	KAMULTHALA Kaewkalaya	1	4	1	6	0.33
3	12	CHAISRI Tapaphaipun	1	1	2	4	0.33
5	4	NUEKJANG Thatdao	-	2	3	5	0.00
5	6	SITTIRAK Onuma	-	1	3	4	0.00
5	13	TOMKOM Nootsara	-	2	1	3	0.00
5	11	HYAPHA Amporn	-	1	1	2	0.00
5	19	KEAWBUNDIT Sontaya	-	1	1	2	0.00
	2	PANNOY Piyanut	-	-	-	-	
	14	BUNDASAK Jarasporn	-	-	-	-	
	16	GUEDPARD Pornpun	-	-	-	-	
<b>Team Totals</b>			9	18	22	49	3.00

Scoring Service


Rk	No	Name	Aces	Faults	Serve Hits	Total Attempts	Avg by Set
1	15	KANTHONG Malika	1	2	15	18	0.33
1	6	SITTIRAK Onuma	1	1	10	12	0.33
1	13	TOMKOM Nootsara	1	-	10	11	0.33
4	4	NUEKJANG Thatdao	-	-	10	10	0.00
4	3	PHANUSIT Em-Orn	-	1	5	6	0.00
4	17	KAMULTHALA Kaewkalaya	-	-	5	5	0.00
4	11	HYAPHA Amporn	-	-	4	4	0.00
4	16	GUEDPARD Pornpun	-	-	4	4	0.00
4	12	CHAISRI Tapaphaipun	-	-	3	3	0.00
4	19	KEAWBUNDIT Sontaya	-	-	1	1	0.00
	2	PANNOY Piyanut	-	-	-	-	
	14	BUNDASAK Jarasporn	-	-	-	-	
<b>Team Totals</b>			3	4	67	74	1.00

Team

Opponent Errors & Team Faults	18	1

Timing and Results provided by  TISSOT



Match No: 11

**Match Statistics**  
статистика

Match Duration: 1h 07m  
Attendance: 188

**THA vs CHI**  
3 0

Teams	Sets	1	2	3	Total
<b>THA</b>	<b>3</b>	25	25	25	75
<b>CHI</b>	<b>0</b>	11	13	13	37
<b>Playing Time</b>		20m	19m	22m	1h 01m

First Referee: KIT WA Sio (MAC)

Second Referee: MICHLIC Agnieszka (POL)

**THA - Thailand**

Non-Scoring Dig


Rk	No	Name	Digs	Faults	Receptions	Total Attempts	Avg by Set
1	2	PANNOY Piyanut	7	1	6	14	2.33
2	3	PHANUSIT Em-Orn	5	2	5	12	1.67
3	15	KANTHONG Malika	3	1	5	9	1.00
3	12	CHAISRI Tapaphaipun	3	-	5	8	1.00
5	4	NUEKJANG Thatdao	2	1	2	5	0.67
5	6	SITTIRAK Onuma	2	-	-	2	0.67
7	16	GUEDPARD Pompun	1	-	1	2	0.33
8	17	KAMULTHALA Kaewkalaya	-	-	7	7	0.00
8	13	TOMKOM Nootsara	-	-	3	3	0.00
8	14	BUNDASAK Jarasporn	-	-	1	1	0.00
8	19	KEAWBUNDIT Sontaya	-	-	1	1	0.00
	11	HYAPHA Amporn	-	-	-	-	-
<b>Team Totals</b>			23	5	36	64	7.67

Non-Scoring Set


Rk	No	Name	Running Sets	Faults	Still Sets	Total Attempts	Avg by Set
1	13	TOMKOM Nootsara	19	-	21	40	6.33
2	16	GUEDPARD Pompun	7	-	5	12	2.33
3	2	PANNOY Piyanut	3	-	2	5	1.00
4	3	PHANUSIT Em-Orn	2	-	-	2	0.67
5	12	CHAISRI Tapaphaipun	1	-	1	2	0.33
5	14	BUNDASAK Jarasporn	1	-	-	1	0.33
7	15	KANTHONG Malika	-	-	3	3	0.00
7	17	KAMULTHALA Kaewkalaya	-	-	3	3	0.00
7	4	NUEKJANG Thatdao	-	-	1	1	0.00
	6	SITTIRAK Onuma	-	-	-	-	-
	11	HYAPHA Amporn	-	-	-	-	-
	19	KEAWBUNDIT Sontaya	-	-	-	-	-
<b>Team Totals</b>			33		36	69	11.00

Non-Scoring Reception

<b>Limit</b> 25.00%

Rk	No	Name	Excellents	Faults	Serve Receptions	Total Attempts	Succ %
1	2	PANNOY Piyanut	5	2	6	13	38.46
	15	KANTHONG Malika	4	-	3	7	
	12	CHAISRI Tapaphaipun	1	-	5	6	
	3	PHANUSIT Em-Orn	1	-	1	2	
	6	SITTIRAK Onuma	-	-	2	2	
	19	KEAWBUNDIT Sontaya	1	-	1	2	
	11	HYAPHA Amporn	-	-	1	1	
	4	NUEKJANG Thatdao	-	-	-	-	
	13	TOMKOM Nootsara	-	-	-	-	
	14	BUNDASAK Jarasporn	-	-	-	-	
	16	GUEDPARD Pompun	-	-	-	-	
	17	KAMULTHALA Kaewkalaya	-	-	-	-	
<b>Team Totals</b>			12	2	19	33	36.36



TUE 9 JUL 2013  
18:00  
19:07

Match No: 11

### Match Statistics

статистика

Match Duration: 1h 07m  
Attendance: 188

THA vs CHI  
3 0

Teams	Sets	1	2	3	Total
THA	3	25	25	25	75
CHI	0	11	13	13	37
	Playing Time	20m	19m	22m	1h 01m

First Referee: KIT WA Sio (MAC)


Second Referee: MICHLIC Agnieszka (POL)

### CHI - Chile

Scoring Spike

Limit 15.00%

Rk	No	Name	Spikes	Faults	Shots	Total Attempts	Eff %
1	10	VORPAHL Chris	11	5	15	31	19.35
2	8	ESPEJO Francisca	4	2	10	16	12.50
	5	MUNIZAGA Soledad	2	2	10	14	
	3	DELANO Magdalena	1	2	7	10	
	17	SANINO Maite	-	6	4	10	
	11	DEPASSIER Natalia	3	2	4	9	
	7	MARDONEZ Maria Del Pilar	-	2	5	7	
	4	RUZ Carla	-	-	3	3	
	9	VELEZ Maria Josefina	-	1	2	3	
	2	FLORES Paula	1	-	-	1	
	6	NAVARRETE Daniela	-	-	-	-	
	14	DUCO Beatriz	-	-	-	-	
<b>Team Totals</b>			22	22	60	104	0.00

Scoring Block


Rk	No	Name	Kill Blocks	Faults	Rebounds	Total Attempts	Avg by Set
1	10	VORPAHL Chris	2	5	3	10	0.67
2	17	SANINO Maite	1	1	3	5	0.33
3	11	DEPASSIER Natalia	-	10	7	17	0.00
3	5	MUNIZAGA Soledad	-	9	3	12	0.00
3	8	ESPEJO Francisca	-	3	1	4	0.00
3	2	FLORES Paula	-	-	2	2	0.00
3	3	DELANO Magdalena	-	1	-	1	0.00
3	6	NAVARRETE Daniela	-	1	-	1	0.00
	4	RUZ Carla	-	-	-	-	
	7	MARDONEZ Maria Del Pilar	-	-	-	-	
	9	VELEZ Maria Josefina	-	-	-	-	
	14	DUCO Beatriz	-	-	-	-	
<b>Team Totals</b>			3	30	19	52	1.00

Scoring Service


Rk	No	Name	Aces	Faults	Serve Hits	Total Attempts	Avg by Set
1	5	MUNIZAGA Soledad	2	-	6	8	0.67
2	2	FLORES Paula	-	-	8	8	0.00
2	10	VORPAHL Chris	-	3	5	8	0.00
2	11	DEPASSIER Natalia	-	-	5	5	0.00
2	3	DELANO Magdalena	-	-	3	3	0.00
2	17	SANINO Maite	-	-	3	3	0.00
2	8	ESPEJO Francisca	-	1	1	2	0.00
2	7	MARDONEZ Maria Del Pilar	-	-	1	1	0.00
	4	RUZ Carla	-	-	-	-	
	6	NAVARRETE Daniela	-	-	-	-	
	9	VELEZ Maria Josefina	-	-	-	-	
	14	DUCO Beatriz	-	-	-	-	
<b>Team Totals</b>			2	4	32	38	0.67

Team

Opponent Errors & Team Faults	10	1
-------------------------------	----	---

Timing and Results provided by  TISSOT



TUE 9 JUL 2013  
18:00  
19:07

Match No: 11

### Match Statistics

статистика

Match Duration: 1h 07m  
Attendance: 188


THA vs CHI  
3 0

Teams	Sets	1	2	3	Total
THA	3	25	25	25	75
CHI	0	11	13	13	37
	Playing Time	20m	19m	22m	1h 01m


First Referee: KIT WA Sio (MAC)

Second Referee: MICHLIC Agnieszka (POL)

### CHI - Chile

Non-Scoring Dig


Rk	No	Name	Digs	Faults	Receptions	Total Attempts	Avg by Set
1	4	RUZ Carla	6	2	13	21	2.00
2	10	VORPAHL Chris	2	5	6	13	0.67
3	2	FLORES Paula	1	5	3	9	0.33
3	8	ESPEJO Francisca	1	-	4	5	0.33
3	9	VELEZ Maria Josefina	1	1	-	2	0.33
6	5	MUNIZAGA Soledad	-	-	2	2	0.00
6	7	MARDONEZ Maria Del Pilar	-	-	2	2	0.00
6	3	DELANO Magdalena	-	1	1	2	0.00
6	6	NAVARRETE Daniela	-	-	1	1	0.00
	11	DEPASSIER Natalia	-	-	-	-	
	14	DUCO Beatriz	-	-	-	-	
	17	SANINO Maite	-	-	-	-	
<b>Team Totals</b>			11	14	32	57	3.67

Non-Scoring Set



Rk	No	Name	Running Sets	Faults	Still Sets	Total Attempts	Avg by Set
1	2	FLORES Paula	16	-	55	71	5.33
2	4	RUZ Carla	3	-	7	10	1.00
3	11	DEPASSIER Natalia	1	-	3	4	0.33
4	6	NAVARRETE Daniela	-	-	7	7	0.00
4	8	ESPEJO Francisca	-	-	2	2	0.00
4	7	MARDONEZ Maria Del Pilar	-	-	1	1	0.00
4	17	SANINO Maite	-	-	1	1	0.00
	3	DELANO Magdalena	-	-	-	-	
	5	MUNIZAGA Soledad	-	-	-	-	
	9	VELEZ Maria Josefina	-	-	-	-	
	10	VORPAHL Chris	-	-	-	-	
	14	DUCO Beatriz	-	-	-	-	
<b>Team Totals</b>			20		76	96	6.67

Non-Scoring Reception

<b>Limit</b> 25.00%

Rk	No	Name	Excellents	Faults	Serve Receptions	Total Attempts	Succ %
1	4	RUZ Carla	3	-	14	17	17.65
2	10	VORPAHL Chris	5	2	23	30	16.67
3	8	ESPEJO Francisca	1	1	11	13	7.69
	9	VELEZ Maria Josefina	2	-	4	6	
	7	MARDONEZ Maria Del Pilar	-	-	4	4	
	2	FLORES Paula	-	-	-	-	
	3	DELANO Magdalena	-	-	-	-	
	5	MUNIZAGA Soledad	-	-	-	-	
	6	NAVARRETE Daniela	-	-	-	-	
	11	DEPASSIER Natalia	-	-	-	-	
	14	DUCO Beatriz	-	-	-	-	
	17	SANINO Maite	-	-	-	-	
<b>Team Totals</b>			11	3	56	70	15.71

LEGEND Avg Average Eff% Efficiency Rk Rank Succ% Success %

Timing and Results provided by  TISSOT



Match No: 14

### Start List

Стартовый список

## HKG vs JPN

First Referee: CHUMAK Ivan (RUS)

Second Referee: VOECK Julie (USA)

### HKG - Hong Kg, China

No.	C/L	Name	Shirt Name	Height m / ft in	Weight kg / lbs	Highest Reach		Date of Birth	Tournament Totals				
						Spike cm	Block cm		Spike	Block	Serve	Total	%
1		YEUNG Sau Mei	S.M. YEUNG	1.83/6'0"	62/137	286	277	30 AUG 1985	8			8	47.06
2		FONG Sze Man	S.M. FONG	1.74/5'9"	71/157	278	268	30 JAN 1990					
3		KWOK Pui Yiu	P.Y. KWOK	1.73/5'8"	61/134	275	266	20 SEP 1991	2			2	11.76
4		LAM Yee Ting	Y.T. LAM	1.66/5'5"	61/134	272	259	26 DEC 1990	2			2	11.76
5		TSANG Sze Nga	S.N. TSANG	1.75/5'9"	57/126	279	270	7 MAY 1987	1			1	5.88
6		FONG Sze Long	S.L. FONG	1.67/5'6"	57/126	268	260	30 JAN 1990	1			1	5.88
7	L	CHAN Eu Eu	E.E. CHAN	1.54/5'1"	52/115	250	244	1 OCT 1988					
8		LUNG Tsz Wang	T.W. LUNG	1.70/5'7"	63/139	270	263	23 DEC 1990	1			1	5.88
9	C	WONG Bo Kwan	B.K. WONG	1.68/5'6"	59/130	261	260	27 JUN 1992					
10		NG Wing Yan	W.Y. NG	1.76/5'9"	61/134	273	268	28 OCT 1989	2			2	11.76
11		IP Hoi Lun, Helen	H.L. IP	1.77/5'10"	71/157	273	268	24 OCT 1990					
Head Coach			KWAN Wing Sang			Assistant Coach			YOUNG Kin Keung				


Results in this Universiade	Phase	Opponent	Sets	Points per Set
	Preliminary	THA	0 - 3	9-25, 7-25, 16-25

### JPN - Japan

No.	C/L	Name	Shirt Name	Height m / ft in	Weight kg / lbs	Highest Reach		Date of Birth	Tournament Totals				
						Spike cm	Block cm		Spike	Block	Serve	Total	%
1	L	SATO Arisa	SATO	1.64/5'5"	48/106	270	230	18 JUL 1989					
2	C	YAMAGUCHI Kaname	YAMAGUCHI	1.70/5'7"	72/159	293	271	6 NOV 1989	1	1	1	3	5.36
3		OUMI Akari	OUMI	1.71/5'7"	64/141	297	276	10 NOV 1989	4		2	6	10.71
4		YOSHIMURA Shiho	YOSHIMURA	1.68/5'6"	68/150	292	275	13 DEC 1989					
5		NAKAMURA Ayumi	NAKAMURA	1.77/5'10"	70/154	299	280	29 AUG 1990	7	1	1	9	16.07
6		OKUMURA Mai	OKUMURA	1.77/5'10"	67/148	300	280	31 OCT 1990	7	2		9	16.07
7		YAMAGISHI Akane	YAMAGISHI	1.64/5'5"	55/121	283	263	8 JAN 1991					
8		HATTORI Ayuka	HATTORI	1.79/5'10"	63/139	296	293	1 OCT 1987	2			2	3.57
9		YATAKA Naoko	YATAKA	1.76/5'9"	67/148	296	278	4 DEC 1991	3	2		5	8.93
10		TANAKA Misaki	TANAKA	1.73/5'8"	65/143	285	273	28 DEC 1991					
11		TERAI Yumi	TERAI	1.81/5'11"	70/154	305	285	31 MAR 1992	4	2	1	7	12.50
12		IMAMURA Yuka	IMAMURA	1.75/5'9"	72/159	293	288	2 SEP 1993	10	2	3	15	26.79
Head Coach			NAKANISHI Yasumi			Assistant Coach			FUJII Masahiro				

Results in this Universiade	Phase	Opponent	Sets	Points per Set
	Preliminary	CHI	3 - 0	25-13, 25-14, 25-8

LEGEND			
%	Percent of total team scoring	C	Team Captain
L	Libero Player		

Timing and Results provided by  TISSOT





Match No: 14

### Match Results

Результат / Отчет о матче

Match Duration: 1h 07m  
Attendance: 195

**HKG vs JPN**  
0 3

Teams	Sets	1	2	3	Total
HKG	0	12	10	18	40
JPN	3	25	25	25	75
Playing Time		17m	20m	24m	1h 01m

First Referee: CHUMAK Ivan (RUS)

Second Referee: VOECK Julie (USA)

HKG - Hong Kg, China								
No	C/L	Name	1	2	3	4	5	Pts
1		YEUNG Sau Mei	4	4	4			8
2		FONG Sze Man	6	6	6			1
3		KWOK Pui Yiu						
4		LAM Yee Ting	3	3	3			3
5		TSANG Sze Nga	6	10	5			2
6		FONG Sze Long	1	1	1			1
7	L	CHAN Eu Eu	L	L	L			
8		LUNG Tsz Wang	2	2	6			5
9	C	WONG Bo Kwan			8			
10		NG Wing Yan	5	5				
11		IP Hoi Lun, Helen	2	2	2			6
Head Coach		KWAN Wing Sang						
Assistant Coach		YOUNG Kin Keung						

JPN - Japan								
No	C/L	Name	1	2	3	4	5	Pts
1	L	SATO Arisa	L	L	L			
2	C	YAMAGUCHI Kaname	1	1				2
3		OUMI Akari	3	3	3			11
4		YOSHIMURA Shiho						
5		NAKAMURA Ayumi	4	4	4			9
6		OKUMURA Mai	5	5	5			5
7		YAMAGISHI Akane		11	12			
8		HATTORI Ayuka			3			3
9		YATAKA Naoko	2		2			7
10		TANAKA Misaki	5		1			2
11		TERAI Yumi	2	2	6			7
12		IMAMURA Yuka	6	6	6			8
Head Coach		NAKANISHI Yasumi						
Assistant Coach		FUJII Masahiro						

### TEAM AND PLAYER PERFORMANCES

Won	Total Atts	No Name	Scoring Skills	Won	Total Atts	No Name
20	79	<b>Total Team</b>		46	74	<b>Total Team</b>
7	24	1 YEUNG Sau Mei	Spike	10	13	3 OUMI Akari
5	7	8 LUNG Tsz Wang		7	14	5 NAKAMURA Ayumi
3	10	11 IP Hoi Lun, Helen		7	9	9 YATAKA Naoko
4	41	<b>Total Team</b>	Block	4	35	<b>Total Team</b>
2	12	11 IP Hoi Lun, Helen		2	3	10 TANAKA Misaki
1	9	4 LAM Yee Ting		1	1	8 HATTORI Ayuka
1	4	1 YEUNG Sau Mei	1	5	5 NAKAMURA Ayumi	
2	42	<b>Total Team</b>	Serve	4	73	<b>Total Team</b>
1	9	4 LAM Yee Ting		1	11	12 IMAMURA Yuka
1	7	11 IP Hoi Lun, Helen		1	14	3 OUMI Akari
1	7	11 IP Hoi Lun, Helen	1	17	11 TERA I Yumi	
14		<b>Total Team</b>	Opp Error	21		<b>Total Team</b>
40	162	<b>Total Team</b>		Total	75	182
8	34	1 YEUNG Sau Mei	Best Scorer	11	31	3 OUMI Akari

LEGEND			
Atts	Attempts	C	Team Captain
L	Libero player	L	Substitute libero
n	Starting line-up where n = starting position on court (i.e. positions 1 to 6)	nn	Substitute where nn = jersey number of out going player
Opp	Opponent	Pts	Points scored

Timing and Results provided by TISSOT



TUE 9 JUL 2013  
20:00  
21:07

Match No: 14

### Match Statistics

статистика

Match Duration: 1h 07m  
Attendance: 195

HKG vs JPN  
0 3

Teams	Sets	1	2	3	Total
HKG	0	12	10	18	40
JPN	3	25	25	25	75
	Playing Time	17m	20m	24m	1h 01m

First Referee: CHUMAK Ivan (RUS)


Second Referee: VOECK Julie (USA)

### HKG - Hong Kg, China


Scoring Spike

Limit 15.00%

Rk	No	Name	Spikes	Faults	Shots	Total Attempts	Eff %
1	1	YEUNG Sau Mei	7	5	12	24	8.33
	6	FONG Sze Long	1	1	9	11	
	11	IP Hoi Lun, Helen	3	2	5	10	
	2	FONG Sze Man	1	2	5	8	
	8	LUNG Tsz Wang	5	-	2	7	
	5	TSANG Sze Nga	2	1	4	7	
	4	LAM Yee Ting	1	1	4	6	
	10	NG Wing Yan	-	3	3	6	
	3	KWOK Pui Yiu	-	-	-	-	
	7	CHAN Eu Eu	-	-	-	-	
	9	WONG Bo Kwan	-	-	-	-	
<b>Team Totals</b>			20	15	44	79	6.33

Scoring Block


Rk	No	Name	Kill Blocks	Faults	Rebounds	Total Attempts	Avg by Set
1	11	IP Hoi Lun, Helen	2	8	2	12	0.67
2	4	LAM Yee Ting	1	4	4	9	0.33
2	1	YEUNG Sau Mei	1	3	-	4	0.33
4	5	TSANG Sze Nga	-	8	-	8	0.00
4	10	NG Wing Yan	-	2	1	3	0.00
4	6	FONG Sze Long	-	2	-	2	0.00
4	8	LUNG Tsz Wang	-	2	-	2	0.00
4	2	FONG Sze Man	-	1	-	1	0.00
	3	KWOK Pui Yiu	-	-	-	-	
	7	CHAN Eu Eu	-	-	-	-	
	9	WONG Bo Kwan	-	-	-	-	
<b>Team Totals</b>			4	30	7	41	1.33

Scoring Service


Rk	No	Name	Aces	Faults	Serve Hits	Total Attempts	Avg by Set
1	4	LAM Yee Ting	1	-	8	9	0.33
1	11	IP Hoi Lun, Helen	1	-	6	7	0.33
3	6	FONG Sze Long	-	1	6	7	0.00
3	1	YEUNG Sau Mei	-	1	5	6	0.00
3	5	TSANG Sze Nga	-	1	3	4	0.00
3	8	LUNG Tsz Wang	-	2	2	4	0.00
3	2	FONG Sze Man	-	-	2	2	0.00
3	10	NG Wing Yan	-	-	2	2	0.00
3	9	WONG Bo Kwan	-	-	1	1	0.00
	3	KWOK Pui Yiu	-	-	-	-	
	7	CHAN Eu Eu	-	-	-	-	
<b>Team Totals</b>			2	5	35	42	0.67

Team
------

Opponent Errors & Team Faults	
	14 1



TUE 9 JUL 2013  
20:00  
21:07

Match No: 14

### Match Statistics

статистика

Match Duration: 1h 07m  
Attendance: 195


HKG vs JPN  
0 3

Teams	Sets	1	2	3	Total
HKG	0	12	10	18	40
JPN	3	25	25	25	75
	Playing Time	17m	20m	24m	1h 01m

First Referee: CHUMAK Ivan (RUS)

Second Referee: VOECK Julie (USA)

### HKG - Hong Kg, China

Non-Scoring Dig


Rk	No	Name	Digs	Faults	Receptions	Total Attempts	Avg by Set
1	7	CHAN Eu Eu	5	3	3	11	1.67
2	2	FONG Sze Man	1	4	2	7	0.33
2	4	LAM Yee Ting	1	2	3	6	0.33
2	8	LUNG Tsz Wang	1	3	1	5	0.33
2	6	FONG Sze Long	1	-	2	3	0.33
6	1	YEUNG Sau Mei	-	2	7	9	0.00
6	5	TSANG Sze Nga	-	1	-	1	0.00
	3	KWOK Pui Yiu	-	-	-	-	
	9	WONG Bo Kwan	-	-	-	-	
	10	NG Wing Yan	-	-	-	-	
	11	IP Hoi Lun, Helen	-	-	-	-	
<b>Team Totals</b>			9	15	18	42	3.00

Non-Scoring Set


Rk	No	Name	Running Sets	Faults	Still Sets	Total Attempts	Avg by Set
1	4	LAM Yee Ting	14	1	38	53	4.67
2	11	IP Hoi Lun, Helen	2	1	1	4	0.67
3	10	NG Wing Yan	1	1	-	2	0.33
3	6	FONG Sze Long	1	-	-	1	0.33
5	7	CHAN Eu Eu	-	-	5	5	0.00
5	5	TSANG Sze Nga	-	-	4	4	0.00
5	1	YEUNG Sau Mei	-	1	2	3	0.00
5	8	LUNG Tsz Wang	-	-	1	1	0.00
5	9	WONG Bo Kwan	-	-	1	1	0.00
	2	FONG Sze Man	-	-	-	-	
	3	KWOK Pui Yiu	-	-	-	-	
<b>Team Totals</b>			18	4	52	74	6.00

Non-Scoring Reception

<b>Limit</b>
<b>25.00%</b>

Rk	No	Name	Excellents	Faults	Serve Receptions	Total Attempts	Succ %
1	6	FONG Sze Long	4	-	16	20	20.00
2	1	YEUNG Sau Mei	2	-	18	20	10.00
	7	CHAN Eu Eu	1	-	8	9	
	8	LUNG Tsz Wang	1	2	6	9	
	2	FONG Sze Man	1	2	4	7	
	11	IP Hoi Lun, Helen	-	-	1	1	
	3	KWOK Pui Yiu	-	-	-	-	
	4	LAM Yee Ting	-	-	-	-	
	5	TSANG Sze Nga	-	-	-	-	
	9	WONG Bo Kwan	-	-	-	-	
	10	NG Wing Yan	-	-	-	-	
<b>Team Totals</b>			9	4	53	66	13.64

Timing and Results provided by  TISSOT



TUE 9 JUL 2013  
20:00  
21:07

Match No: 14

### Match Statistics

статистика

Match Duration: 1h 07m  
Attendance: 195

HKG vs JPN  
0 3

Teams	Sets	1	2	3	Total
HKG	0	12	10	18	40
JPN	3	25	25	25	75
	Playing Time	17m	20m	24m	1h 01m

First Referee: CHUMAK Ivan (RUS)


Second Referee: VOECK Julie (USA)

### JPN - Japan


Scoring Spike

Limit 15.00%

Rk	No	Name	Spikes	Faults	Shots	Total Attempts	Eff %
1	3	OUMI Akari	10	-	3	13	76.92
2	5	NAKAMURA Ayumi	7	1	6	14	42.86
3	12	IMAMURA Yuka	7	4	7	18	16.67
	9	YATAKA Naoko	7	1	1	9	
	11	TERAI Yumi	6	1	1	8	
	6	OKUMURA Mai	5	-	1	6	
	8	HATTORI Ayuka	2	1	1	4	
	2	YAMAGUCHI Kaname	2	-	-	2	
	1	SATO Arisa	-	-	-	-	
	4	YOSHIMURA Shiho	-	-	-	-	
	7	YAMAGISHI Akane	-	-	-	-	
	10	TANAKA Misaki	-	-	-	-	
<b>Team Totals</b>			46	8	20	74	51.35

Scoring Block



Rk	No	Name	Kill Blocks	Faults	Rebounds	Total Attempts	Avg by Set
1	10	TANAKA Misaki	2	1	-	3	0.67
2	5	NAKAMURA Ayumi	1	4	-	5	0.33
2	8	HATTORI Ayuka	1	-	-	1	0.33
4	6	OKUMURA Mai	-	1	6	7	0.00
4	2	YAMAGUCHI Kaname	-	-	5	5	0.00
4	12	IMAMURA Yuka	-	2	2	4	0.00
4	3	OUMI Akari	-	3	1	4	0.00
4	9	YATAKA Naoko	-	2	1	3	0.00
4	11	TERAI Yumi	-	2	1	3	0.00
	1	SATO Arisa	-	-	-	-	
	4	YOSHIMURA Shiho	-	-	-	-	
	7	YAMAGISHI Akane	-	-	-	-	
<b>Team Totals</b>			4	15	16	35	1.33

Scoring Service


Rk	No	Name	Aces	Faults	Serve Hits	Total Attempts	Avg by Set
1	11	TERAI Yumi	1	2	14	17	0.33
1	3	OUMI Akari	1	1	12	14	0.33
1	12	IMAMURA Yuka	1	-	10	11	0.33
1	5	NAKAMURA Ayumi	1	1	4	6	0.33
5	2	YAMAGUCHI Kaname	-	-	7	7	0.00
5	10	TANAKA Misaki	-	1	6	7	0.00
5	6	OKUMURA Mai	-	-	5	5	0.00
5	7	YAMAGISHI Akane	-	-	2	2	0.00
5	8	HATTORI Ayuka	-	-	2	2	0.00
5	9	YATAKA Naoko	-	-	2	2	0.00
	1	SATO Arisa	-	-	-	-	
	4	YOSHIMURA Shiho	-	-	-	-	
<b>Team Totals</b>			4	5	64	73	1.33

Team

Opponent Errors & Team Faults	21
-------------------------------	----

Timing and Results provided by  TISSOT



TUE 9 JUL 2013  
20:00  
21:07

Match No: 14

### Match Statistics

статистика

Match Duration: 1h 07m  
Attendance: 195


HKG vs JPN  
0 3

Teams	Sets	1	2	3	Total
HKG	0	12	10	18	40
JPN	3	25	25	25	75
	Playing Time	17m	20m	24m	1h 01m

First Referee: CHUMAK Ivan (RUS)

Second Referee: VOECK Julie (USA)

### JPN - Japan

Non-Scoring Dig


Rk	No	Name	Digs	Faults	Receptions	Total Attempts	Avg by Set
1	12	IMAMURA Yuka	5	1	6	12	1.67
2	1	SATO Arisa	4	3	5	12	1.33
3	3	OUMI Akari	3	1	1	5	1.00
4	10	TANAKA Misaki	2	1	-	3	0.67
5	5	NAKAMURA Ayumi	1	1	9	11	0.33
5	2	YAMAGUCHI Kaname	1	-	6	7	0.33
7	6	OKUMURA Mai	-	-	1	1	0.00
7	7	YAMAGISHI Akane	-	-	1	1	0.00
7	8	HATTORI Ayuka	-	-	1	1	0.00
7	11	TERAI Yumi	-	-	1	1	0.00
	4	YOSHIMURA Shiho	-	-	-	-	-
	9	YATAKA Naoko	-	-	-	-	-
<b>Team Totals</b>			16	7	31	54	5.33

Non-Scoring Set



Rk	No	Name	Running Sets	Faults	Still Sets	Total Attempts	Avg by Set
1	2	YAMAGUCHI Kaname	23	1	8	32	7.67
2	10	TANAKA Misaki	17	1	11	29	5.67
3	11	TERAI Yumi	1	1	2	4	0.33
3	5	NAKAMURA Ayumi	1	-	-	1	0.33
5	1	SATO Arisa	-	-	4	4	0.00
5	8	HATTORI Ayuka	-	-	2	2	0.00
5	12	IMAMURA Yuka	-	1	-	1	0.00
	3	OUMI Akari	-	-	-	-	-
	4	YOSHIMURA Shiho	-	-	-	-	-
	6	OKUMURA Mai	-	-	-	-	-
	7	YAMAGISHI Akane	-	-	-	-	-
	9	YATAKA Naoko	-	-	-	-	-
<b>Team Totals</b>			42	4	27	73	14.00

Non-Scoring Reception

<b>Limit</b> 25.00%

Rk	No	Name	Excellents	Faults	Serve Receptions	Total Attempts	Succ %
	1	SATO Arisa	6	1	6	13	
	3	OUMI Akari	3	-	4	7	
	5	NAKAMURA Ayumi	1	1	5	7	
	8	HATTORI Ayuka	3	-	2	5	
	12	IMAMURA Yuka	2	-	1	3	
	2	YAMAGUCHI Kaname	-	-	-	-	
	4	YOSHIMURA Shiho	-	-	-	-	
	6	OKUMURA Mai	-	-	-	-	
	7	YAMAGISHI Akane	-	-	-	-	
	9	YATAKA Naoko	-	-	-	-	
	10	TANAKA Misaki	-	-	-	-	
	11	TERAI Yumi	-	-	-	-	
<b>Team Totals</b>			15	2	18	35	42.86

LEGEND Avg Average Eff% Efficiency Rk Rank Succ% Success %

Timing and Results provided by  TISSOT





Match No: 19

### Start List

Стартовый список

## JPN vs THA

First Referee: CHUNG Shu-Fang (TPE)

Second Referee: KIT WA Sio (MAC)

### JPN - Japan Red

No.	C/L	Name	Shirt Name	Height m / ft in	Weight kg / lbs	Highest Reach		Date of Birth	Tournament Totals				
						Spike cm	Block cm		Spike	Block	Serve	Total	%
1	L	SATO Arisa	SATO	1.64/5'5"	48/106	270	230	18 JUL 1989					
2	C	YAMAGUCHI Kaname	YAMAGUCHI	1.70/5'7"	72/159	293	271	6 NOV 1989	3	1	1	5	4.55
3		OUMI Akari	OUMI	1.71/5'7"	64/141	297	276	10 NOV 1989	14		3	17	15.45
4		YOSHIMURA Shiho	YOSHIMURA	1.68/5'6"	68/150	292	275	13 DEC 1989					
5		NAKAMURA Ayumi	NAKAMURA	1.77/5'10"	70/154	299	280	29 AUG 1990	14	2	2	18	16.36
6		OKUMURA Mai	OKUMURA	1.77/5'10"	67/148	300	280	31 OCT 1990	12	2		14	12.73
7		YAMAGISHI Akane	YAMAGISHI	1.64/5'5"	55/121	283	263	8 JAN 1991					
8		HATTORI Ayuka	HATTORI	1.79/5'10"	63/139	296	293	1 OCT 1987	4	1		5	4.55
9		YATAKA Naoko	YATAKA	1.76/5'9"	67/148	296	278	4 DEC 1991	10	2		12	10.91
10		TANAKA Misaki	TANAKA	1.73/5'8"	65/143	285	273	28 DEC 1991		2		2	1.82
11		TERAI Yumi	TERAI	1.81/5'11"	70/154	305	285	31 MAR 1992	10	2	2	14	12.73
12		IMAMURA Yuka	IMAMURA	1.75/5'9"	72/159	293	288	2 SEP 1993	17	2	4	23	20.91
<b>Head Coach</b>			NAKANISHI Yasumi			<b>Assistant Coach</b>			FUJII Masahiro				

Results in this  
Universiade

Phase	Opponent	Sets	Points per Set
Preliminary	CHI	3 - 0	25-13, 25-14, 25-8
Preliminary	HKG	3 - 0	25-12, 25-10, 25-18

### THA - Thailand Blue


No.	C/L	Name	Shirt Name	Height m / ft in	Weight kg / lbs	Highest Reach		Date of Birth	Tournament Totals				
						Spike cm	Block cm		Spike	Block	Serve	Total	%
2	L	PANNOY Piyanut	P. PIYANUT	1.71/5'7"	65/143	280	275	10 NOV 1989					
3		PHANUSIT Em-Orn	P. EM-ORN	1.77/5'10"	66/146	280	275	25 MAR 1988	26	4	1	31	27.93
4		NUEKJANG Thatdao	N. THATDAO	1.83/6'0"	66/146	305	287	3 FEB 1994	7			7	6.31
6		SITTIRAK Onuma	S. ONUMA	1.75/5'9"	72/159	303	285	13 JUN 1986	3		1	4	3.60
11		HYAPHA Amporn	H. AMPORN	1.80/5'11"	70/154	301	290	19 MAY 1985	3			3	2.70
12		CHAI SRI Tapaphaipun	C. TAPAPHAIPUN	1.68/5'6"	60/132	295	276	29 NOV 1989	17	2		19	17.12
13	C	TOMKOM Nootsara	T. NOOTSARA	1.69/5'7"	57/126	289	278	7 JUL 1985			2	2	1.80
14		BUNDASAK Jarasporn	B. JARASPORN	1.80/5'11"	66/146	290	280	1 MAR 1993	1			1	0.90
15		KANTHONG Malika	K. MALIKA	1.77/5'10"	63/139	310	290	8 JAN 1987	10	6	2	18	16.22
16		GUEDPARD Pornpun	G. PORNPUN	1.72/5'8"	63/139	287	273	5 MAY 1993	3		2	5	4.50
17		KAMULTHALA Kaewkalaya	K. KAEWKALAYA	1.78/5'10"	66/146	298	281	7 AUG 1994	6	1		7	6.31
19		KEAWBUNDIT Sontaya	K. SONTAYA	1.77/5'10"	60/132	290	280	9 FEB 1991	13	1		14	12.61
<b>Head Coach</b>			SRISAMUTNAK Nataphon			<b>Assistant Coach</b>			SRIWACHARAMAYTAKUL Danai				

Results in this  
Universiade

Phase	Opponent	Sets	Points per Set
Preliminary	HKG	3 - 0	25-9, 25-7, 25-16
Preliminary	CHI	3 - 0	25-11, 25-13, 25-13

#### LEGEND

% Percent of total team scoring    C Team Captain    L Libero Player

Timing and Results provided by  TISSOT



Match No: 19

### Match Results

Результат / Отчет о матче

Match Duration: 1h 30m  
Attendance: 177

**JPN vs THA**  
**0 3**

Teams	Sets	1	2	3	Total
JPN	0	26	26	20	72
THA	3	28	28	25	81
Playing Time		26m	31m	27m	1h 24m

First Referee: CHUNG Shu-Fang (TPE)

Second Referee: KIT WA Sio (MAC)

JPN - Japan								
No	C/L	Name	1	2	3	4	5	Pts
1	L	SATO Arisa	L	L	L			
2	C	YAMAGUCHI Kaname	1	1	6			2
3		OUMI Akari	3	3	2			4
4		YOSHIMURA Shiho						
5		NAKAMURA Ayumi	4	4	3			13
6		OKUMURA Mai	5	5	4			10
7		YAMAGISHI Akane	6	11				
8		HATTORI Ayuka				3		
9		YATAKA Naoko	2	2	2			1
10		TANAKA Misaki	5	5	5			1
11		TERAI Yumi	2	2	1			5
12		IMAMURA Yuka	6	6	5			14
Head Coach		NAKANISHI Yasumi						
Assistant Coach		FUJII Masahiro						

THA - Thailand								
No	C/L	Name	1	2	3	4	5	Pts
2	L	PANNOY Piyanut	L	L	L			
3		PHANUSIT Em-Orn	4					3
4		NUEKJANG Thatdao	6	1	6			11
6		SITTIRAK Onuma	2	3	2			18
11		HYAPHA Amporn						
12		CHASRI Tapaphaipun	3	6	5			7
13	C	TOMKOM Nootsara	1	2	1			2
14		BUNDASAK Jarasporn						
15		KANTHONG Malika	5	5	4			18
16		GUEDPARD Pornpun	13	13	13			
17		KAMULTHALA Kaewkalaya	3	4	3			7
19		KEAWBUNDIT Sontaya	4	4	4			
Head Coach		SRISAMUTNAK Nataphon						
Assistant Coach		SRIWACHARAMAYTAKUL Danai						


### TEAM AND PLAYER PERFORMANCES

Won	Total Atts	No Name	Scoring Skills	Won	Total Atts	No Name
39	119	<b>Total Team</b>		59	151	<b>Total Team</b>
14	33	12 IMAMURA Yuka	Spike	17	40	15 KANTHONG Malika
10	35	5 NAKAMURA Ayumi		16	42	6 SITTIRAK Onuma
7	12	6 OKUMURA Mai		10	21	4 NUEKJANG Thatdao
8	90	<b>Total Team</b>	Block	4	71	<b>Total Team</b>
3	28	6 OKUMURA Mai		1	16	17 KAMULTHALA Kaewkalaya
2	11	5 NAKAMURA Ayumi		1	10	4 NUEKJANG Thatdao
1	10	2 YAMAGUCHI Kaname	1	19	6 SITTIRAK Onuma	
3	73	<b>Total Team</b>	Serve	3	80	<b>Total Team</b>
1	11	5 NAKAMURA Ayumi		1	21	13 TOMKOM Nootsara
1	3	10 TANAKA Misaki		1	13	15 KANTHONG Malika
1	13	3 OUMI Akari	1	15	6 SITTIRAK Onuma	
22		<b>Total Team</b>	Opp Error	15		<b>Total Team</b>
72	282	<b>Total Team</b>	Total	81	302	<b>Total Team</b>
14	56	12 IMAMURA Yuka	Best Scorer	18	76	6 SITTIRAK Onuma

#### LEGEND

Atts Attempts  
L Libero player  
n Starting line-up where n = starting position on court (i.e. positions 1 to 6)  
Opp Opponent

C Team Captain  
L Substitute libero  
nn Substitute where nn = jersey number of out going player  
Pts Points scored

Timing and Results provided by  TISSOT



WED 10 JUL 2013  
18:00  
19:30

Match No: 19

### Match Statistics

статистика

Match Duration: 1h 30m  
Attendance: 177

JPN vs THA  
0 3

Teams	Sets	1	2	3	Total
JPN	0	26	26	20	72
THA	3	28	28	25	81
	Playing Time	26m	31m	27m	1h 24m

First Referee: CHUNG Shu-Fang (TPE)


Second Referee: KIT WA Sio (MAC)

### JPN - Japan


Scoring Spike

Limit 15.00%

Rk	No	Name	Spikes	Faults	Shots	Total Attempts	Eff %
1	12	IMAMURA Yuka	14	4	15	33	30.30
2	5	NAKAMURA Ayumi	10	5	20	35	14.29
	3	OUMI Akari	2	3	12	17	
	11	TERAI Yumi	4	1	8	13	
	6	OKUMURA Mai	7	-	5	12	
	9	YATAKA Naoko	1	1	3	5	
	2	YAMAGUCHI Kaname	1	-	3	4	
	1	SATO Arisa	-	-	-	-	
	4	YOSHIMURA Shiho	-	-	-	-	
	7	YAMAGISHI Akane	-	-	-	-	
	8	HATTORI Ayuka	-	-	-	-	
	10	TANAKA Misaki	-	-	-	-	
<b>Team Totals</b>			39	14	66	119	21.01

Scoring Block


Rk	No	Name	Kill Blocks	Faults	Rebounds	Total Attempts	Avg by Set
1	6	OKUMURA Mai	3	13	12	28	1.00
2	5	NAKAMURA Ayumi	2	5	4	11	0.67
3	11	TERAI Yumi	1	11	5	17	0.33
3	2	YAMAGUCHI Kaname	1	5	4	10	0.33
3	3	OUMI Akari	1	5	4	10	0.33
6	12	IMAMURA Yuka	-	6	6	12	0.00
6	9	YATAKA Naoko	-	1	1	2	0.00
	1	SATO Arisa	-	-	-	-	
	4	YOSHIMURA Shiho	-	-	-	-	
	7	YAMAGISHI Akane	-	-	-	-	
	8	HATTORI Ayuka	-	-	-	-	
	10	TANAKA Misaki	-	-	-	-	
<b>Team Totals</b>			8	46	36	90	2.67

Scoring Service


Rk	No	Name	Aces	Faults	Serve Hits	Total Attempts	Avg by Set
1	3	OUMI Akari	1	1	11	13	0.33
1	5	NAKAMURA Ayumi	1	-	10	11	0.33
1	10	TANAKA Misaki	1	-	2	3	0.33
4	2	YAMAGUCHI Kaname	-	-	13	13	0.00
4	12	IMAMURA Yuka	-	2	9	11	0.00
4	11	TERAI Yumi	-	-	10	10	0.00
4	6	OKUMURA Mai	-	-	9	9	0.00
4	7	YAMAGISHI Akane	-	1	2	3	0.00
	1	SATO Arisa	-	-	-	-	
	4	YOSHIMURA Shiho	-	-	-	-	
	8	HATTORI Ayuka	-	-	-	-	
	9	YATAKA Naoko	-	-	-	-	
<b>Team Totals</b>			3	4	66	73	1.00

Team

Opponent Errors & Team Faults	22
-------------------------------	----

Timing and Results provided by  TISSOT



Match No: 19

### Match Statistics

статистика

Match Duration: 1h 30m  
Attendance: 177


JPN vs THA  
0 3

Teams	Sets	1	2	3	Total
JPN	0	26	26	20	72
THA	3	28	28	25	81
Playing Time		26m	31m	27m	1h 24m


First Referee: CHUNG Shu-Fang (TPE)

Second Referee: KIT WA Sio (MAC)

### JPN - Japan

Non-Scoring Dig


Rk	No	Name	Digs	Faults	Receptions	Total Attempts	Avg by Set
1	1	SATO Arisa	11	1	3	15	3.67
2	3	OUMI Akari	5	-	6	11	1.67
3	2	YAMAGUCHI Kaname	4	4	10	18	1.33
4	5	NAKAMURA Ayumi	3	3	10	16	1.00
5	12	IMAMURA Yuka	2	2	10	14	0.67
5	6	OKUMURA Mai	2	-	5	7	0.67
7	11	TERAI Yumi	-	-	2	2	0.00
7	10	TANAKA Misaki	-	1	1	2	0.00
	4	YOSHIMURA Shiho	-	-	-	-	-
	7	YAMAGISHI Akane	-	-	-	-	-
	8	HATTORI Ayuka	-	-	-	-	-
	9	YATAKA Naoko	-	-	-	-	-
<b>Team Totals</b>			27	11	47	85	9.00

Non-Scoring Set


Rk	No	Name	Running Sets	Faults	Still Sets	Total Attempts	Avg by Set
1	2	YAMAGUCHI Kaname	27	1	50	78	9.00
2	10	TANAKA Misaki	5	-	6	11	1.67
3	1	SATO Arisa	3	-	12	15	1.00
4	11	TERAI Yumi	1	-	2	3	0.33
4	6	OKUMURA Mai	1	-	-	1	0.33
4	7	YAMAGISHI Akane	1	-	-	1	0.33
7	3	OUMI Akari	-	-	5	5	0.00
7	5	NAKAMURA Ayumi	-	-	3	3	0.00
7	12	IMAMURA Yuka	-	-	2	2	0.00
	4	YOSHIMURA Shiho	-	-	-	-	-
	8	HATTORI Ayuka	-	-	-	-	-
	9	YATAKA Naoko	-	-	-	-	-
<b>Team Totals</b>			38	1	80	119	12.67

Non-Scoring Reception

<b>Limit</b> 25.00%

Rk	No	Name	Excellents	Faults	Serve Receptions	Total Attempts	Succ %
1	3	OUMI Akari	12	1	16	29	41.38
	12	IMAMURA Yuka	5	2	10	17	
	5	NAKAMURA Ayumi	5	-	6	11	
	1	SATO Arisa	5	-	5	10	
	7	YAMAGISHI Akane	-	-	1	1	
	8	HATTORI Ayuka	1	-	-	1	
	2	YAMAGUCHI Kaname	-	-	-	-	
	4	YOSHIMURA Shiho	-	-	-	-	
	6	OKUMURA Mai	-	-	-	-	
	9	YATAKA Naoko	-	-	-	-	
	10	TANAKA Misaki	-	-	-	-	
	11	TERAI Yumi	-	-	-	-	
<b>Team Totals</b>			28	3	38	69	40.58



WED 10 JUL 2013  
18:00  
19:30

Match No: 19

### Match Statistics

статистика

Match Duration: 1h 30m  
Attendance: 177

JPN vs THA  
0 3

Teams	Sets	1	2	3	Total
JPN	0	26	26	20	72
THA	3	28	28	25	81
Playing Time		26m	31m	27m	1h 24m

First Referee: CHUNG Shu-Fang (TPE)


Second Referee: KIT WA Sio (MAC)

### THA - Thailand

Scoring Spike

Limit 15.00%

Rk	No	Name	Spikes	Faults	Shots	Total Attempts	Eff %
1	4	NUEKJANG Thatdao	10	-	11	21	47.62
2	15	KANTHONG Malika	17	6	17	40	27.50
3	12	CHAISRI Tapaphaipun	7	2	10	19	26.32
4	6	SITTIRAK Onuma	16	7	19	42	21.43
	17	KAMULTHALA Kaewkalaya	6	-	9	15	
	3	PHANUSIT Em-Orn	2	1	5	8	
	13	TOMKOM Nootsara	1	1	1	3	
	2	PANNOY Piyanut	-	-	2	2	
	16	GUEDPARD Pornpun	-	1	-	1	
	11	HYAPHA Amporn	-	-	-	-	
	14	BUNDASAK Jarasporn	-	-	-	-	
	19	KEAWBUNDIT Sontaya	-	-	-	-	
<b>Team Totals</b>			59	18	74	151	27.15

Scoring Block


Rk	No	Name	Kill Blocks	Faults	Rebounds	Total Attempts	Avg by Set
1	6	SITTIRAK Onuma	1	9	9	19	0.33
1	17	KAMULTHALA Kaewkalaya	1	5	10	16	0.33
1	4	NUEKJANG Thatdao	1	4	5	10	0.33
1	3	PHANUSIT Em-Orn	1	2	-	3	0.33
5	12	CHAISRI Tapaphaipun	-	7	5	12	0.00
5	15	KANTHONG Malika	-	2	6	8	0.00
5	13	TOMKOM Nootsara	-	2	1	3	0.00
	2	PANNOY Piyanut	-	-	-	-	
	11	HYAPHA Amporn	-	-	-	-	
	14	BUNDASAK Jarasporn	-	-	-	-	
	16	GUEDPARD Pornpun	-	-	-	-	
	19	KEAWBUNDIT Sontaya	-	-	-	-	
<b>Team Totals</b>			4	31	36	71	1.33

Scoring Service


Rk	No	Name	Aces	Faults	Serve Hits	Total Attempts	Avg by Set
1	13	TOMKOM Nootsara	1	-	20	21	0.33
1	6	SITTIRAK Onuma	1	4	10	15	0.33
1	15	KANTHONG Malika	1	-	12	13	0.33
4	17	KAMULTHALA Kaewkalaya	-	-	10	10	0.00
4	12	CHAISRI Tapaphaipun	-	2	8	10	0.00
4	4	NUEKJANG Thatdao	-	3	4	7	0.00
4	19	KEAWBUNDIT Sontaya	-	-	3	3	0.00
4	3	PHANUSIT Em-Orn	-	1	-	1	0.00
	2	PANNOY Piyanut	-	-	-	-	
	11	HYAPHA Amporn	-	-	-	-	
	14	BUNDASAK Jarasporn	-	-	-	-	
	16	GUEDPARD Pornpun	-	-	-	-	
<b>Team Totals</b>			3	10	67	80	1.00

Team

Opponent Errors & Team Faults	15	1
-------------------------------	----	---

Timing and Results provided by  TISSOT





WED 10 JUL 2013  
18:00  
19:30

Match No: 19

### Match Statistics

статистика

Match Duration: 1h 30m  
Attendance: 177


JPN vs THA  
0 3


Teams	Sets	1	2	3	Total
JPN	0	26	26	20	72
THA	3	28	28	25	81
Playing Time		26m	31m	27m	1h 24m


First Referee: CHUNG Shu-Fang (TPE)

Second Referee: KIT WA Sio (MAC)


### THA - Thailand

Non-Scoring Dig	Rk	No	Name	Digs	Faults	Receptions	Total Attempts	Avg by Set	
	1	2	PANNOY Piyanut	11	4	6	21	3.67	
	2	6	SITTIRAK Onuma	6	2	10	18	2.00	
	3	15	KANTHONG Malika	5	1	11	17	1.67	
	4	13	TOMKOM Nootsara	2	-	14	16	0.67	
	4	12	CHAISRI Tapaphaipun	2	-	9	11	0.67	
	6	17	KAMULTHALA Kaewkalaya	-	1	4	5	0.00	
	6	4	NUEKJANG Thatdao	-	-	4	4	0.00	
	6	19	KEAWBUNDIT Sontaya	-	1	1	2	0.00	
		3	PHANUSIT Em-Orn	-	-	-	-	-	
		11	HYAPHA Amporn	-	-	-	-	-	
		14	BUNDASAK Jarasporn	-	-	-	-	-	
		16	GUEDPARD Pornpun	-	-	-	-	-	
	<b>Team Totals</b>				26	9	59	94	8.67

Non-Scoring Set	Rk	No	Name	Running Sets	Faults	Still Sets	Total Attempts	Avg by Set	
	1	13	TOMKOM Nootsara	40	-	62	102	13.33	
	2	2	PANNOY Piyanut	3	-	8	11	1.00	
	2	6	SITTIRAK Onuma	3	-	4	7	1.00	
	4	12	CHAISRI Tapaphaipun	2	-	3	5	0.67	
	4	15	KANTHONG Malika	2	-	3	5	0.67	
	6	17	KAMULTHALA Kaewkalaya	1	-	-	1	0.33	
	7	4	NUEKJANG Thatdao	-	-	1	1	0.00	
	7	16	GUEDPARD Pornpun	-	-	1	1	0.00	
		3	PHANUSIT Em-Orn	-	-	-	-	-	
		11	HYAPHA Amporn	-	-	-	-	-	
		14	BUNDASAK Jarasporn	-	-	-	-	-	
		19	KEAWBUNDIT Sontaya	-	-	-	-	-	
	<b>Team Totals</b>				51		82	133	17.00

Non-Scoring Reception	Rk	No	Name	Excellents	Faults	Serve Receptions	Total Attempts	Succ %	
	1	15	KANTHONG Malika	16	2	11	29	55.17	
		12	CHAISRI Tapaphaipun	10	-	4	14		
		6	SITTIRAK Onuma	5	1	4	10		
		2	PANNOY Piyanut	2	-	3	5		
		3	PHANUSIT Em-Orn	2	-	1	3		
		17	KAMULTHALA Kaewkalaya	1	-	2	3		
		4	NUEKJANG Thatdao	-	-	-	-		
		11	HYAPHA Amporn	-	-	-	-		
		13	TOMKOM Nootsara	-	-	-	-		
		14	BUNDASAK Jarasporn	-	-	-	-		
		16	GUEDPARD Pornpun	-	-	-	-		
		19	KEAWBUNDIT Sontaya	-	-	-	-		
	<b>Team Totals</b>				36	3	25	64	56.25

LEGEND		Eff%		Rk		Succ%	
Avg	Average	Eff%	Efficiency	Rk	Rank	Succ%	Success %

Timing and Results provided by  TISSOT



Match No: 21

### Start List

Стартовый список

## CHI vs HKG

First Referee: TUBYLOV Alexander (RUS)

Second Referee: JANG Jong Hyang (PRK)

### CHI - Chile Red

No.	C/L	Name	Shirt Name	Height m / ft in	Weight kg / lbs	Highest Reach		Date of Birth	Tournament Totals				
						Spike cm	Block cm		Spike	Block	Serve	Total	%
2		FLORES Paula	Flores	1.74/5'9"	63/139	218	228	17 MAY 1988	1			1	1.85
3		DELANO Magdalena	Delano	1.76/5'9"	62/137	241	240	7 MAY 1993	1			1	1.85
4	L	RUZ Carla	Ruz	1.68/5'6"	59/130	220	228	26 SEP 1991					
5		MUNIZAGA Soledad	Munizaga	1.73/5'8"	63/139	241	240	12 NOV 1989	5	1	2	8	14.81
6		NAVARRETE Daniela	Navarrete	1.76/5'9"	67/148	240	234	20 DEC 1992	1		1	2	3.70
7		MARDONEZ Maria Del Pilar	Mardonez	1.77/5'10"	64/141	260	250	16 NOV 1989	4			4	7.41
8	C	ESPEJO Francisca	Espejo	1.75/5'9"	62/137	255	250	6 OCT 1989	4			4	7.41
9		VELEZ Maria Josefina	Velez	1.75/5'9"	66/146	253	248	25 JAN 1991					
10		VORPAHL Chris	Vorpahl	1.77/5'10"	62/137	261	250	4 OCT 1990	19	4		23	42.59
11		DEPASSIER Natalia	Depassier	1.78/5'10"	70/154	262	250	11 APR 1987	4	2		6	11.11
14		DUCO Beatriz	Duco	1.72/5'8"	65/143	250	250	2 JUN 1991					
17		SANINO Maite	Sanino	1.77/5'10"	67/148	245	240	12 MAY 1993	4	1		5	9.26

Head Coach LOPEZ Igor

Assistant Coach SERRANO Claudio

Results in this  
Universiade

Phase	Opponent	Sets	Points per Set
Preliminary	JPN	0 - 3	13-25, 14-25, 8-25
Preliminary	THA	0 - 3	11-25, 13-25, 13-25

### HKG - Hong Kg, China Navy

No.	C/L	Name	Shirt Name	Height m / ft in	Weight kg / lbs	Highest Reach		Date of Birth	Tournament Totals				
						Spike cm	Block cm		Spike	Block	Serve	Total	%
1		YEUNG Sau Mei	S.M. YEUNG	1.83/6'0"	62/137	286	277	30 AUG 1985	15	1		16	37.21
2		FONG Sze Man	S.M. FONG	1.74/5'9"	71/157	278	268	30 JAN 1990	1			1	2.33
3		KWOK Pui Yiu	P.Y. KWOK	1.73/5'8"	61/134	275	266	20 SEP 1991	2			2	4.65
4		LAM Yee Ting	Y.T. LAM	1.66/5'5"	61/134	272	259	26 DEC 1990	3	1	1	5	11.63
5		TSANG Sze Nga	S.N. TSANG	1.75/5'9"	57/126	279	270	7 MAY 1987	3			3	6.98
6		FONG Sze Long	S.L. FONG	1.67/5'6"	57/126	268	260	30 JAN 1990	2			2	4.65
7	L	CHAN Eu Eu	E.E. CHAN	1.54/5'1"	52/115	250	244	1 OCT 1988					
8		LUNG Tsz Wang	T.W. LUNG	1.70/5'7"	63/139	270	263	23 DEC 1990	6			6	13.95
9	C	WONG Bo Kwan	B.K. WONG	1.68/5'6"	59/130	261	260	27 JUN 1992					
10		NG Wing Yan	W.Y. NG	1.76/5'9"	61/134	273	268	28 OCT 1989	2			2	4.65
11		IP Hoi Lun, Helen	H.L. IP	1.77/5'10"	71/157	273	268	24 OCT 1990	3	2	1	6	13.95


Head Coach KWAN Wing Sang

Assistant Coach YOUNG Kin Keung

Results in this  
Universiade

Phase	Opponent	Sets	Points per Set
Preliminary	THA	0 - 3	9-25, 7-25, 16-25
Preliminary	JPN	0 - 3	12-25, 10-25, 18-25

LEGEND			
%	Percent of total team scoring	C	Team Captain
L	Libero Player		

Timing and Results provided by  TISSOT



WED 10 JUL 2013  
20:00  
21:57

Match No: 21

### Match Results

Результат / Отчет о матче

Match Duration: 1h 57m  
Attendance: 99

## CHI vs HKG

3 1

Teams	Sets	1	2	3	4	Total
CHI	3	29	20	25	25	99
HKG	1	27	25	18	17	87
	Playing Time	31m	27m	25m	25m	1h 48m

First Referee: TUBYLOV Alexander (RUS)

Second Referee: JANG Jong Hyang (PRK)

CHI - Chile									
No	C/L	Name	1	2	3	4	5	Pts	
2		FLORES Paula	1	2	1	2		2	
3		DELANO Magdalena	11			11			
4	L	RUZ Carla	L	L	L	L		1	
5		MUNIZAGA Soledad	6	1	6	1		7	
6		NAVARRETE Daniela							
7		MARDONEZ Maria Del Pilar							
8	C	ESPEJO Francisca	5	6	5	6		21	
9		VELEZ Maria Josefina		5					
10		VORPAHL Chris	2	3	2	3		25	
11		DEPASSIER Natalia	3	4	3	4		8	
14		DUCO Beatriz		17					
17		SANINO Maite	4	5	4	5		11	
Head Coach		LOPEZ Igor							
Assistant Coach		SERRANO Claudio							

HKG - Hong Kg, China									
No	C/L	Name	1	2	3	4	5	Pts	
1		YEUNG Sau Mei	4	4	4	4		19	
2		FONG Sze Man	6	6		6		3	
3		KWOK Pui Yiu							
4		LAM Yee Ting	3	3	3	3		6	
5		TSANG Sze Nga	5	5	5	5		6	
6		FONG Sze Long	1	1	1	1		3	
7	L	CHAN Eu Eu	L	L	L	L			
8		LUNG Tsz Wang	6	6	6	6		6	
9	C	WONG Bo Kwan		8		8			
10		NG Wing Yan		4		4		2	
11		IP Hoi Lun, Helen	2	2	2	2		10	
Head Coach		KWAN Wing Sang							
Assistant Coach		YOUNG Kin Keung							

### TEAM AND PLAYER PERFORMANCES

Won	Total Atts	No Name	Scoring Skills	Won	Total Atts	No Name
61	162	Total Team	Spike	43	158	Total Team
23	63	10 VORPAHL Chris		15	47	1 YEUNG Sau Mei
20	43	8 ESPEJO Francisca		7	26	11 IP Hoi Lun, Helen
6	23	17 SANINO Maite	6	19	5 TSANG Sze Nga	
10	73	Total Team	Block	9	89	Total Team
4	19	17 SANINO Maite		3	7	1 YEUNG Sau Mei
2	18	11 DEPASSIER Natalia		3	12	11 IP Hoi Lun, Helen
2	15	5 MUNIZAGA Soledad	2	17	8 LUNG Tsz Wang	
4	97	Total Team	Serve	3	86	Total Team
1	13	11 DEPASSIER Natalia		1	9	8 LUNG Tsz Wang
1	18	17 SANINO Maite		1	15	4 LAM Yee Ting
1	17	2 FLORES Paula	1	11	1 YEUNG Sau Mei	
24		Total Team	Opp Error	32		Total Team
99	332	Total Team		Total	87	333
25	90	10 VORPAHL Chris	Best Scorer	19	65	1 YEUNG Sau Mei

LEGEND			
Atts	Attempts	C	Team Captain
L	Libero player	L	Substitute libero
n	Starting line-up where n = starting position on court (i.e. positions 1 to 6)	nn	Substitute where nn = jersey number of out going player
Opp	Opponent	Pts	Points scored

Timing and Results provided by TISSOT



WED 10 JUL 2013  
20:00  
21:57

Match No: 21

### Match Statistics

статистика

Match Duration: 1h 57m  
Attendance: 99

### CHI vs HKG

3 1

Teams	Sets	1	2	3	4	Total
CHI	3	29	20	25	25	99
HKG	1	27	25	18	17	87
<b>Playing Time</b>		31m	27m	25m	25m	1h 48m

First Referee: TUBYLOV Alexander (RUS)


Second Referee: JANG Jong Hyang (PRK)

### CHI - Chile


Scoring Spike

<b>Limit</b>
15.00%

Rk	No	Name	Spikes	Faults	Shots	Total Attempts	Eff %
1	8	ESPEJO Francisca	20	5	18	43	34.88
2	10	VORPAHL Chris	23	10	30	63	20.63
	17	SANINO Maite	6	5	12	23	
	11	DEPASSIER Natalia	5	2	8	15	
	5	MUNIZAGA Soledad	5	1	6	12	
	2	FLORES Paula	1	-	3	4	
	4	RUZ Carla	1	-	1	2	
	3	DELANO Magdalena	-	-	-	-	
	6	NAVARRETE Daniela	-	-	-	-	
	7	MARDONEZ Maria Del Pilar	-	-	-	-	
	9	VELEZ Maria Josefina	-	-	-	-	
	14	DUCO Beatriz	-	-	-	-	
<b>Team Totals</b>			61	23	78	162	23.46

Scoring Block



Rk	No	Name	Kill Blocks	Faults	Rebounds	Total Attempts	Avg by Set
1	17	SANINO Maite	4	8	7	19	1.00
2	11	DEPASSIER Natalia	2	5	11	18	0.50
2	5	MUNIZAGA Soledad	2	6	7	15	0.50
4	10	VORPAHL Chris	1	6	4	11	0.25
4	8	ESPEJO Francisca	1	5	2	8	0.25
6	2	FLORES Paula	-	-	2	2	0.00
	3	DELANO Magdalena	-	-	-	-	
	4	RUZ Carla	-	-	-	-	
	6	NAVARRETE Daniela	-	-	-	-	
	7	MARDONEZ Maria Del Pilar	-	-	-	-	
	9	VELEZ Maria Josefina	-	-	-	-	
	14	DUCO Beatriz	-	-	-	-	
<b>Team Totals</b>			10	30	33	73	2.50

Scoring Service


Rk	No	Name	Aces	Faults	Serve Hits	Total Attempts	Avg by Set
1	17	SANINO Maite	1	2	15	18	0.25
1	2	FLORES Paula	1	3	13	17	0.25
1	10	VORPAHL Chris	1	4	11	16	0.25
1	11	DEPASSIER Natalia	1	1	11	13	0.25
5	5	MUNIZAGA Soledad	-	-	15	15	0.00
5	8	ESPEJO Francisca	-	1	11	12	0.00
5	3	DELANO Magdalena	-	1	2	3	0.00
5	14	DUCO Beatriz	-	1	1	2	0.00
5	9	VELEZ Maria Josefina	-	-	1	1	0.00
	4	RUZ Carla	-	-	-	-	
	6	NAVARRETE Daniela	-	-	-	-	
	7	MARDONEZ Maria Del Pilar	-	-	-	-	
<b>Team Totals</b>			4	13	80	97	1.00

Team

Opponent Errors & Team Faults	24	2
-------------------------------	----	---

Timing and Results provided by  TISSOT



WED 10 JUL 2013  
20:00  
21:57

Match No: 21

### Match Statistics

статистика

Match Duration: 1h 57m  
Attendance: 99


CHI vs HKG  
3 1

Teams	Sets	1	2	3	4	Total
CHI	3	29	20	25	25	99
HKG	1	27	25	18	17	87
Playing Time		31m	27m	25m	25m	1h 48m

First Referee: TUBYLOV Alexander (RUS)

Second Referee: JANG Jong Hyang (PRK)

### CHI - Chile

Non-Scoring Dig


Rk	No	Name	Digs	Faults	Receptions	Total Attempts	Avg by Set
1	4	RUZ Carla	15	3	19	37	3.75
2	10	VORPAHL Chris	6	1	8	15	1.50
3	8	ESPEJO Francisca	5	2	13	20	1.25
4	2	FLORES Paula	2	1	3	6	0.50
4	5	MUNIZAGA Soledad	2	1	2	5	0.50
6	17	SANINO Maite	1	2	13	16	0.25
6	11	DEPASSIER Natalia	1	-	3	4	0.25
8	7	MARDONEZ Maria Del Pilar	-	-	1	1	0.00
	3	DELANO Magdalena	-	-	-	-	-
	6	NAVARRETE Daniela	-	-	-	-	-
	9	VELEZ Maria Josefina	-	-	-	-	-
	14	DUCO Beatriz	-	-	-	-	-
<b>Team Totals</b>			32	10	62	104	8.00

Non-Scoring Set


Rk	No	Name	Running Sets	Faults	Still Sets	Total Attempts	Avg by Set
1	2	FLORES Paula	53	1	78	132	13.25
2	4	RUZ Carla	3	-	7	10	0.75
3	17	SANINO Maite	1	-	2	3	0.25
4	10	VORPAHL Chris	-	-	4	4	0.00
4	8	ESPEJO Francisca	-	-	2	2	0.00
	3	DELANO Magdalena	-	-	-	-	-
	5	MUNIZAGA Soledad	-	-	-	-	-
	6	NAVARRETE Daniela	-	-	-	-	-
	7	MARDONEZ Maria Del Pilar	-	-	-	-	-
	9	VELEZ Maria Josefina	-	-	-	-	-
	11	DEPASSIER Natalia	-	-	-	-	-
	14	DUCO Beatriz	-	-	-	-	-
<b>Team Totals</b>			57	1	93	151	14.25

Non-Scoring Reception

<b>Limit</b> 25.00%

Rk	No	Name	Excellents	Faults	Serve Receptions	Total Attempts	Succ %
1	10	VORPAHL Chris	7	1	16	24	29.17
2	8	ESPEJO Francisca	8	-	22	30	26.67
	4	RUZ Carla	7	-	10	17	
	11	DEPASSIER Natalia	-	-	1	1	
	2	FLORES Paula	-	-	-	-	
	3	DELANO Magdalena	-	-	-	-	
	5	MUNIZAGA Soledad	-	-	-	-	
	6	NAVARRETE Daniela	-	-	-	-	
	7	MARDONEZ Maria Del Pilar	-	-	-	-	
	9	VELEZ Maria Josefina	-	-	-	-	
	14	DUCO Beatriz	-	-	-	-	
	17	SANINO Maite	-	-	-	-	
<b>Team Totals</b>			22	1	49	72	30.56





WED 10 JUL 2013  
20:00  
21:57

Match No: 21

### Match Statistics

статистика

Match Duration: 1h 57m  
Attendance: 99

### CHI vs HKG

3 1

Teams	Sets	1	2	3	4	Total
CHI	3	29	20	25	25	99
HKG	1	27	25	18	17	87
	Playing Time	31m	27m	25m	25m	1h 48m

First Referee: TUBYLOV Alexander (RUS)


Second Referee: JANG Jong Hyang (PRK)

### HKG - Hong Kg, China

Scoring Spike

Limit
15.00%

Rk	No	Name	Spikes	Faults	Shots	Total Attempts	Eff %
1	11	IP Hoi Lun, Helen	7	1	18	26	23.08
2	1	YEUNG Sau Mei	15	7	25	47	17.02
	8	LUNG Tsz Wang	3	5	13	21	
	5	TSANG Sze Nga	6	3	10	19	
	6	FONG Sze Long	3	4	12	19	
	4	LAM Yee Ting	5	-	9	14	
	2	FONG Sze Man	3	-	5	8	
	10	NG Wing Yan	1	1	1	3	
	7	CHAN Eu Eu	-	-	1	1	
	3	KWOK Pui Yiu	-	-	-	-	
	9	WONG Bo Kwan	-	-	-	-	
<b>Team Totals</b>			43	21	94	158	13.92

Scoring Block


Rk	No	Name	Kill Blocks	Faults	Rebounds	Total Attempts	Avg by Set
1	11	IP Hoi Lun, Helen	3	6	3	12	0.75
1	1	YEUNG Sau Mei	3	3	1	7	0.75
3	8	LUNG Tsz Wang	2	9	6	17	0.50
4	10	NG Wing Yan	1	-	1	2	0.25
5	5	TSANG Sze Nga	-	11	8	19	0.00
5	4	LAM Yee Ting	-	14	5	19	0.00
5	6	FONG Sze Long	-	5	2	7	0.00
5	2	FONG Sze Man	-	4	2	6	0.00
	3	KWOK Pui Yiu	-	-	-	-	
	7	CHAN Eu Eu	-	-	-	-	
	9	WONG Bo Kwan	-	-	-	-	
<b>Team Totals</b>			9	52	28	89	2.25

Scoring Service


Rk	No	Name	Aces	Faults	Serve Hits	Total Attempts	Avg by Set
1	4	LAM Yee Ting	1	2	12	15	0.25
1	1	YEUNG Sau Mei	1	2	8	11	0.25
1	8	LUNG Tsz Wang	1	1	7	9	0.25
4	11	IP Hoi Lun, Helen	-	-	17	17	0.00
4	6	FONG Sze Long	-	1	16	17	0.00
4	5	TSANG Sze Nga	-	3	12	15	0.00
4	9	WONG Bo Kwan	-	-	2	2	0.00
	2	FONG Sze Man	-	-	-	-	
	3	KWOK Pui Yiu	-	-	-	-	
	7	CHAN Eu Eu	-	-	-	-	
	10	NG Wing Yan	-	-	-	-	
<b>Team Totals</b>			3	9	74	86	0.75

Team
<b>Opponent Errors &amp; Team Faults</b>

	32	2
--	----	---



WED 10 JUL 2013  
20:00  
21:57

Match No: 21

### Match Statistics

статистика

Match Duration: 1h 57m  
Attendance: 99


CHI vs HKG  
3 1

Teams	Sets	1	2	3	4	Total
CHI	3	29	20	25	25	99
HKG	1	27	25	18	17	87
	Playing Time	31m	27m	25m	25m	1h 48m

First Referee: TUBYLOV Alexander (RUS)

Second Referee: JANG Jong Hyang (PRK)

### HKG - Hong Kg, China

Non-Scoring Dig


Rk	No	Name	Digs	Faults	Receptions	Total Attempts	Avg by Set
1	8	LUNG Tsz Wang	6	3	11	20	1.50
1	1	YEUNG Sau Mei	6	2	11	19	1.50
3	7	CHAN Eu Eu	3	-	12	15	0.75
3	6	FONG Sze Long	3	2	8	13	0.75
5	4	LAM Yee Ting	2	-	13	15	0.50
6	11	IP Hoi Lun, Helen	1	-	6	7	0.25
7	5	TSANG Sze Nga	-	-	6	6	0.00
7	2	FONG Sze Man	-	-	1	1	0.00
7	9	WONG Bo Kwan	-	-	1	1	0.00
	3	KWOK Pui Yiu	-	-	-	-	-
	10	NG Wing Yan	-	-	-	-	-
<b>Team Totals</b>			21	7	69	97	5.25

Non-Scoring Set



Rk	No	Name	Running Sets	Faults	Still Sets	Total Attempts	Avg by Set
1	4	LAM Yee Ting	24	-	69	93	6.00
2	8	LUNG Tsz Wang	3	-	6	9	0.75
3	7	CHAN Eu Eu	2	-	12	14	0.50
3	9	WONG Bo Kwan	2	-	3	5	0.50
3	11	IP Hoi Lun, Helen	2	1	2	5	0.50
3	6	FONG Sze Long	2	-	-	2	0.50
7	1	YEUNG Sau Mei	-	1	4	5	0.00
7	5	TSANG Sze Nga	-	-	2	2	0.00
7	2	FONG Sze Man	-	-	1	1	0.00
7	10	NG Wing Yan	-	-	1	1	0.00
	3	KWOK Pui Yiu	-	-	-	-	-
<b>Team Totals</b>			35	2	100	137	8.75

Non-Scoring Reception

<b>Limit</b>
<b>25.00%</b>

Rk	No	Name	Excellents	Faults	Serve Receptions	Total Attempts	Succ %
1	7	CHAN Eu Eu	11	1	12	24	45.83
2	6	FONG Sze Long	5	3	18	26	19.23
	8	LUNG Tsz Wang	3	-	12	15	
	1	YEUNG Sau Mei	4	-	7	11	
	2	FONG Sze Man	-	-	1	1	
	10	NG Wing Yan	-	-	1	1	
	5	TSANG Sze Nga	-	1	-	1	
	3	KWOK Pui Yiu	-	-	-	-	
	4	LAM Yee Ting	-	-	-	-	
	9	WONG Bo Kwan	-	-	-	-	
	11	IP Hoi Lun, Helen	-	-	-	-	
<b>Team Totals</b>			23	5	51	79	29.11

LEGEND		Eff%		Rk		Succ%	
Avg	Average	Eff%	Efficiency	Rk	Rank	Succ%	Success %

Timing and Results provided by  TISSOT



# Result Book

27th Summer Universiade in Kazan 2013



## Volleyball

Women's Quarterfinals





Match No: 26

### Start List

Стартовый список

## THA vs CAN

First Referee: TIMERMANIS Kaspars (LAT)

Second Referee: SIKANJIC Aleksander (SUI)

### THA - Thailand

No.	C/L	Name	Shirt Name	Height m / ft in	Weight kg / lbs	Highest Reach		Date of Birth	Tournament Totals					
						Spike cm	Block cm		Spike	Block	Serve	Total	%	
2	L	PANNOY Piyanut	P. PIYANUT	1.71/5'7"	65/143	280	275	10 NOV 1989						
3		PHANUSIT Em-Orn	P. EM-ORN	1.77/5'10"	66/146	280	275	25 MAR 1988	28	5	1	34	19.21	
4		NUEKJANG Thatdao	N. THATDAO	1.83/6'0"	66/146	305	287	3 FEB 1994	17	1		18	10.17	
6		SITTIRAK Onuma	S. ONUMA	1.75/5'9"	72/159	303	285	13 JUN 1986	19	1	2	22	12.43	
11		HYAPHA Amporn	H. AMPORN	1.80/5'11"	70/154	301	290	19 MAY 1985	3			3	1.69	
12		CHASRI Tapaphaipun	C. TAPAPHAIPUN	1.68/5'6"	60/132	295	276	29 NOV 1989	24	2		26	14.69	
13	C	TOMKOM Nootsara	T. NOOTSARA	1.69/5'7"	57/126	289	278	7 JUL 1985	1		3	4	2.26	
14		BUNDASAK Jarasporn	B. JARASPOORN	1.80/5'11"	66/146	290	280	1 MAR 1993	1			1	0.56	
15		KANTHONG Malika	K. MALIKA	1.77/5'10"	63/139	310	290	8 JAN 1987	27	6	3	36	20.34	
16		GUEDPARD Pornpun	G. PORNPUN	1.72/5'8"	63/139	287	273	5 MAY 1993	3		2	5	2.82	
17		KAMULTHALA Kaewkalaya	K. KAEWKALAYA	1.78/5'10"	66/146	298	281	7 AUG 1994	12	2		14	7.91	
19		KEAWBUNDIT Sontaya	K. SONTAYA	1.77/5'10"	60/132	290	280	9 FEB 1991	13	1		14	7.91	
Head Coach			SRISAMUTNAK Nataphon			Assistant Coach			SRIWACHARAMAYTAKUL Danai					

#### Results in this Universiade

Phase	Opponent	Sets	Points per Set
Preliminary	HKG	3 - 0	25-9, 25-7, 25-16
Preliminary	CHI	3 - 0	25-11, 25-13, 25-13
Preliminary	JPN	3 - 0	28-26, 28-26, 25-20

### CAN - Canada


No.	C/L	Name	Shirt Name	Height m / ft in	Weight kg / lbs	Highest Reach		Date of Birth	Tournament Totals				
						Spike cm	Block cm		Spike	Block	Serve	Total	%
1	L	ANDREW-WASYLIK Tesca Bryn	ANDREW-WASYLIK	1.69/5'7"	60/132	285	275	11 AUG 1990					
2		CRANSTON Dana Margaret	CRANSTON	1.88/6'2"	73/161	312	300	5 DEC 1991	1			1	1.22
5		CHARUK Lucille June	CHARUK	1.89/6'2"	90/198	310	300	13 AUG 1989	7		3	10	12.20
9		LOVE Tabitha Ashly	LOVE	1.96/6'5"	85/187	325	305	11 SEP 1991	10	1		11	13.41
12		CYR Megan Elizabeth Mae	CYR	1.83/6'0"	76/168	295	280	1 JUN 1990					
13		NADEAU Marie-Sophie	NADEAU	1.84/6'0"	80/176	311	290	10 OCT 1989	2			2	2.44
14	C	RICHEY Kyla Elizabeth	RICHEY	1.87/6'2"	80/176	307	291	20 JUN 1989	4	2		6	7.32
15		PERRIN Alicia	PERRIN	1.88/6'2"	85/187	305	290	1 JUN 1992	9	5		14	17.07
16		NYHOF Kelly Elizabeth	NYHOF	1.80/5'11"	84/185	303	296	29 JUN 1991		1		1	1.22
17		FRENCH Kelci Brooke	FRENCH	1.81/5'11"	77/170	292	278	28 JAN 1990	3		1	4	4.88
18		MARCELLE Shanice Anastasia	MARCELLE	1.80/5'11"	65/143	305	290	28 MAY 1990	10	4		14	17.07
20		BARCLAY Lisa Dawn Margaret	BARCLAY	1.87/6'2"	82/181	310	300	7 JUN 1992	18	1		19	23.17
Head Coach			LUDWIG Arnd			Assistant Coach			SCHMIDT Gina Pauline				

#### Results in this Universiade

Phase	Opponent	Sets	Points per Set
Preliminary	NOR	3 - 0	25-21, 25-14, 25-19
Preliminary	BRA	0 - 3	15-25, 15-25, 13-25

#### LEGEND

% Percent of total team scoring World Championships  
C Team Captain  
L Libero Player

Timing and Results provided by  TISSOT





Match No: 26

**Match Results**  
 Результат / Отчет о матче

Match Duration: 1h 18m  
 Attendance: 800

**THA vs CAN**  
 3 0

Teams	Sets	1	2	3	Total
THA	3	25	25	26	76
CAN	0	17	16	24	57
	<b>Playing Time</b>	21m	23m	28m	1h 12m

First Referee: TIMERMANIS Kaspars (LAT)

Second Referee: SIKANJIC Aleksander (SUI)

THA - Thailand								
No	C/L	Name	1	2	3	4	5	Pts
2	L	PANNOY Piyanut	L	L	L			
3		PHANUSIT Em-Orn	13	13	13			5
4		NUEKJANG Thatdao	6	1	6			6
6		SITTIRAK Onuma	2	3	2			18
11		HYAPHA Amporn			17			3
12		CHAISRI Tapaphaipun	5	6	5			6
13	C	TOMKOM Nootsara	1	2	1			3
14		BUNDASAK Jarasporn						
15		KANTHONG Malika	4	5	4			10
16		GUEDPARD Pornpun	15	15	15			
17		KAMULTHALA Kaewkalaya	3	4	3			5
19		KEAWBUNDIT Sontaya			4			
<b>Head Coach</b>		SRISAMUTNAK Nataphon						
<b>Assistant Coach</b>		SRIWACHARAMAYTAKUL Danai						

CAN - Canada								
No	C/L	Name	1	2	3	4	5	Pts
1	L	ANDREW-WASYLIK Tesca Bryn	L	L	L			
2		CRANSTON Dana Margaret		17				
5		CHARUK Lucille June	1	3	2			6
9		LOVE Tabitha Ashly	2	4	17			7
12		CYR Megan Elizabeth Mae	17	9	20			
13		NADEAU Marie-Sophie	20					
14	C	RICHEY Kyla Elizabeth		20	1			7
15		PERRIN Alicia	4	6	5			8
16		NYHOF Kelly Elizabeth						
17		FRENCH Kelci Brooke	5	1	6			
18		MARCELLE Shanice Anastasia	3	5	4			10
20		BARCLAY Lisa Dawn Margaret	6	2	3			5
<b>Head Coach</b>		LUDWIG Arnd						
<b>Assistant Coach</b>		SCHMIDT Gina Pauline						

**TEAM AND PLAYER PERFORMANCES**

Won	Total Atts	No Name	Scoring Skills	Won	Total Atts	No Name
44	107	<b>Total Team</b>	Spike	29	93	<b>Total Team</b>
16	34	6 SITTIRAK Onuma		7	19	14 RICHEY Kyla Elizabeth
8	23	15 KANTHONG Malika		7	24	18 MARCELLE Shanice Anastasia
5	9	4 NUEKJANG Thatdao	Block	5	8	15 PERRIN Alicia
5	38	<b>Total Team</b>		11	58	<b>Total Team</b>
1	2	3 PHANUSIT Em-Orn		4	27	5 CHARUK Lucille June
1	5	12 CHAISRI Tapaphaipun	Serve	3	17	15 PERRIN Alicia
1	9	4 NUEKJANG Thatdao		2	4	18 MARCELLE Shanice Anastasia
7	75	<b>Total Team</b>		3	58	<b>Total Team</b>
3	13	13 TOMKOM Nootsara	Opp Error	1	11	18 MARCELLE Shanice Anastasia
2	12	6 SITTIRAK Onuma		1	5	9 LOVE Tabitha Ashly
1	18	12 CHAISRI Tapaphaipun		1	9	20 BARCLAY Lisa Dawn Margaret
20		<b>Total Team</b>	Total	14		<b>Total Team</b>
76	220	<b>Total Team</b>		57	209	<b>Total Team</b>
18	50	6 SITTIRAK Onuma	<b>Best Scorer</b>	10	39	18 MARCELLE Shanice Anastasia
93 km/h		6 SITTIRAK Onuma	<b>Fastest Serve</b>	82 km/h		17 FRENCH Kelci Brooke

LEGEND			
Atts	Attempts	C	Team Captain
L	Libero player	L	Substitute libero
n	Starting line-up where n = starting position on court (i.e. positions 1 to 6)	nn	Substitute where nn = jersey number of out going player
Opp	Opponent	Pts	Points scored

Timing and Results provided by TISSOT





FRI 12 JUL 2013  
13:00  
14:18

Match No: 26

### Match Statistics

статистика

Match Duration: 1h 18m  
Attendance: 800

THA vs CAN  
3 0

Teams	Sets	1	2	3	Total
THA	3	25	25	26	76
CAN	0	17	16	24	57
	Playing Time	21m	23m	28m	1h 12m

First Referee: TIMERMANIS Kaspars (LAT)


Second Referee: SIKANJIC Aleksander (SUI)

### THA - Thailand

Scoring Spike

Limit 15.00%

Rk	No	Name	Spikes	Faults	Shots	Total Attempts	Eff %
1	6	SITTIRAK Onuma	16	7	11	34	26.47
2	15	KANTHONG Malika	8	3	12	23	21.74
	3	PHANUSIT Em-Orn	4	3	5	12	
	12	CHAISRI Tapaphaipun	4	2	5	11	
	4	NUEKJANG Thatdao	5	1	3	9	
	13	TOMKOM Nootsara	-	-	7	7	
	17	KAMULTHALA Kaewkalaya	4	-	2	6	
	11	HYAPHA Amporn	3	-	2	5	
	2	PANNOY Piyanut	-	-	-	-	
	14	BUNDASAK Jarasporn	-	-	-	-	
	16	GUEDPARD Pornpun	-	-	-	-	
	19	KEAWBUNDIT Sontaya	-	-	-	-	
<b>Team Totals</b>			44	16	47	107	26.17

Scoring Block


Rk	No	Name	Kill Blocks	Faults	Rebounds	Total Attempts	Avg by Set
1	4	NUEKJANG Thatdao	1	3	5	9	0.33
1	15	KANTHONG Malika	1	5	2	8	0.33
1	12	CHAISRI Tapaphaipun	1	1	3	5	0.33
1	17	KAMULTHALA Kaewkalaya	1	3	1	5	0.33
1	3	PHANUSIT Em-Orn	1	-	1	2	0.33
6	6	SITTIRAK Onuma	-	1	3	4	0.00
6	13	TOMKOM Nootsara	-	1	2	3	0.00
6	11	HYAPHA Amporn	-	1	1	2	0.00
	2	PANNOY Piyanut	-	-	-	-	
	14	BUNDASAK Jarasporn	-	-	-	-	
	16	GUEDPARD Pornpun	-	-	-	-	
	19	KEAWBUNDIT Sontaya	-	-	-	-	
<b>Team Totals</b>			5	15	18	38	1.67

Scoring Service


Rk	No	Name	Aces	Faults	Serve Hits	Total Attempts	Avg by Set
1	13	TOMKOM Nootsara	3	-	10	13	1.00
2	6	SITTIRAK Onuma	2	3	7	12	0.67
3	12	CHAISRI Tapaphaipun	1	1	16	18	0.33
3	15	KANTHONG Malika	1	1	4	6	0.33
5	4	NUEKJANG Thatdao	-	1	8	9	0.00
5	17	KAMULTHALA Kaewkalaya	-	1	6	7	0.00
5	16	GUEDPARD Pornpun	-	1	4	5	0.00
5	11	HYAPHA Amporn	-	-	4	4	0.00
5	19	KEAWBUNDIT Sontaya	-	-	1	1	0.00
	2	PANNOY Piyanut	-	-	-	-	
	3	PHANUSIT Em-Orn	-	-	-	-	
	14	BUNDASAK Jarasporn	-	-	-	-	
<b>Team Totals</b>			7	8	60	75	2.33

Team

Opponent Errors & Team Faults	20
-------------------------------	----

Timing and Results provided by  TISSOT



Match No: 26

### Match Statistics

статистика

Match Duration: 1h 18m  
Attendance: 800

THA vs CAN  
3 0

Teams	Sets	1	2	3	Total
THA	3	25	25	26	76
CAN	0	17	16	24	57
	Playing Time	21m	23m	28m	1h 12m

First Referee: TIMERMANIS Kaspars (LAT)

Second Referee: SIKANJIC Aleksander (SUI)

### THA - Thailand

Non-Scoring Dig


Rk	No	Name	Digs	Faults	Receptions	Total Attempts	Avg by Set
1	2	PANNOY Piyanut	9	2	11	22	3.00
2	12	CHAI SRI Tapaphaipun	7	3	8	18	2.33
3	6	SITTIRAK Onuma	1	2	7	10	0.33
3	13	TOMKOM Nootsara	1	2	4	7	0.33
3	11	HYAPHA Amporn	1	-	2	3	0.33
3	4	NUEKJANG Thatdao	1	1	-	2	0.33
7	15	KANTHONG Malika	-	1	5	6	0.00
7	17	KAMULTHALA Kaewkalaya	-	1	4	5	0.00
7	16	GUEDPARD Pornpun	-	-	1	1	0.00
	3	PHANUSIT Em-Orn	-	-	-	-	-
	14	BUNDASAK Jarasporn	-	-	-	-	-
	19	KEAWBUNDIT Sontaya	-	-	-	-	-
<b>Team Totals</b>			20	12	42	74	6.67

Non-Scoring Set


Rk	No	Name	Running Sets	Faults	Still Sets	Total Attempts	Avg by Set
1	13	TOMKOM Nootsara	29	-	26	55	9.67
2	16	GUEDPARD Pornpun	6	-	9	15	2.00
3	15	KANTHONG Malika	1	-	4	5	0.33
3	2	PANNOY Piyanut	1	-	2	3	0.33
3	11	HYAPHA Amporn	1	-	2	3	0.33
6	6	SITTIRAK Onuma	-	-	5	5	0.00
6	12	CHAI SRI Tapaphaipun	-	-	4	4	0.00
6	4	NUEKJANG Thatdao	-	1	1	2	0.00
	3	PHANUSIT Em-Orn	-	-	-	-	-
	14	BUNDASAK Jarasporn	-	-	-	-	-
	17	KAMULTHALA Kaewkalaya	-	-	-	-	-
	19	KEAWBUNDIT Sontaya	-	-	-	-	-
<b>Team Totals</b>			38	1	53	92	12.67

Non-Scoring Reception

<b>Limit</b> 25.00%

Rk	No	Name	Excellents	Faults	Serve Receptions	Total Attempts	Succ %
1	2	PANNOY Piyanut	7	-	5	12	58.33
2	12	CHAI SRI Tapaphaipun	11	2	9	22	50.00
	15	KANTHONG Malika	2	1	7	10	
	6	SITTIRAK Onuma	-	-	1	1	
	3	PHANUSIT Em-Orn	-	-	-	-	
	4	NUEKJANG Thatdao	-	-	-	-	
	11	HYAPHA Amporn	-	-	-	-	
	13	TOMKOM Nootsara	-	-	-	-	
	14	BUNDASAK Jarasporn	-	-	-	-	
	16	GUEDPARD Pornpun	-	-	-	-	
	17	KAMULTHALA Kaewkalaya	-	-	-	-	
	19	KEAWBUNDIT Sontaya	-	-	-	-	
<b>Team Totals</b>			20	3	22	45	44.44



Match No: 26

### Match Statistics

статистика

Match Duration: 1h 18m  
Attendance: 800

THA vs CAN  
3 0

Teams	Sets	1	2	3	Total
THA	3	25	25	26	76
CAN	0	17	16	24	57
	Playing Time	21m	23m	28m	1h 12m

First Referee: TIMERMANIS Kaspars (LAT)


Second Referee: SIKANJIC Aleksander (SUI)

### CAN - Canada


Scoring Spike

Limit 15.00%

Rk	No	Name	Spikes	Faults	Shots	Total Attempts	Eff %
1	14	RICHEY Kyla Elizabeth	7	2	10	19	26.32
2	18	MARCELLE Shanice Anastasia	7	4	13	24	12.50
3	9	LOVE Tabitha Ashly	5	3	14	22	9.09
	20	BARCLAY Lisa Dawn Margaret	3	3	6	12	
	15	PERRIN Alicia	5	1	2	8	
	5	CHARUK Lucille June	2	1	3	6	
	2	CRANSTON Dana Margaret	-	-	1	1	
	17	FRENCH Kelci Brooke	-	1	-	1	
	1	ANDREW-WASYLIK Tesca Bryn	-	-	-	-	
	12	CYR Megan Elizabeth Mae	-	-	-	-	
	13	NADEAU Marie-Sophie	-	-	-	-	
	16	NYHOF Kelly Elizabeth	-	-	-	-	
<b>Team Totals</b>			29	15	49	93	15.05

Scoring Block


Rk	No	Name	Kill Blocks	Faults	Rebounds	Total Attempts	Avg by Set
1	5	CHARUK Lucille June	4	10	13	27	1.33
2	15	PERRIN Alicia	3	8	6	17	1.00
3	18	MARCELLE Shanice Anastasia	2	1	1	4	0.67
4	9	LOVE Tabitha Ashly	1	2	1	4	0.33
4	20	BARCLAY Lisa Dawn Margaret	1	2	-	3	0.33
6	17	FRENCH Kelci Brooke	-	2	1	3	0.00
	1	ANDREW-WASYLIK Tesca Bryn	-	-	-	-	
	2	CRANSTON Dana Margaret	-	-	-	-	
	12	CYR Megan Elizabeth Mae	-	-	-	-	
	13	NADEAU Marie-Sophie	-	-	-	-	
	14	RICHEY Kyla Elizabeth	-	-	-	-	
	16	NYHOF Kelly Elizabeth	-	-	-	-	
<b>Team Totals</b>			11	25	22	58	3.67

Scoring Service


Rk	No	Name	Aces	Faults	Serve Hits	Total Attempts	Avg by Set
1	18	MARCELLE Shanice Anastasia	1	2	8	11	0.33
1	20	BARCLAY Lisa Dawn Margaret	1	2	6	9	0.33
1	9	LOVE Tabitha Ashly	1	1	3	5	0.33
4	17	FRENCH Kelci Brooke	-	1	10	11	0.00
4	5	CHARUK Lucille June	-	2	9	11	0.00
4	15	PERRIN Alicia	-	1	7	8	0.00
4	14	RICHEY Kyla Elizabeth	-	1	1	2	0.00
4	12	CYR Megan Elizabeth Mae	-	-	1	1	0.00
	1	ANDREW-WASYLIK Tesca Bryn	-	-	-	-	
	2	CRANSTON Dana Margaret	-	-	-	-	
	13	NADEAU Marie-Sophie	-	-	-	-	
	16	NYHOF Kelly Elizabeth	-	-	-	-	
<b>Team Totals</b>			3	10	45	58	1.00

Team

Opponent Errors & Team Faults	14	1
-------------------------------	----	---

Timing and Results provided by  TISSOT



Match No: 26

Match Statistics  
СТАТИСТИКА

Match Duration: 1h 18m  
Attendance: 800


THA vs CAN  
3 0

Teams	Sets	1	2	3	Total
THA	3	25	25	26	76
CAN	0	17	16	24	57
	Playing Time	21m	23m	28m	1h 12m


First Referee: TIMERMANIS Kaspars (LAT)

Second Referee: SIKANJIC Aleksander (SUI)

CAN - Canada

Non-Scoring Dig


Rk	No	Name	Digs	Faults	Receptions	Total Attempts	Avg by Set
1	1	ANDREW-WASYLIK Tesca Bryn	5	2	4	11	1.67
2	18	MARCELLE Shanice Anastasia	3	2	6	11	1.00
3	17	FRENCH Kelci Brooke	2	4	3	9	0.67
3	14	RICHEY Kyla Elizabeth	2	1	2	5	0.67
3	20	BARCLAY Lisa Dawn Margaret	2	1	2	5	0.67
6	5	CHARUK Lucille June	1	1	3	5	0.33
6	15	PERRIN Alicia	1	2	2	5	0.33
6	9	LOVE Tabitha Ashly	1	1	-	2	0.33
9	2	CRANSTON Dana Margaret	-	-	1	1	0.00
9	12	CYR Megan Elizabeth Mae	-	-	1	1	0.00
	13	NADEAU Marie-Sophie	-	-	-	-	-
	16	NYHOF Kelly Elizabeth	-	-	-	-	-
<b>Team Totals</b>			17	14	24	55	5.67

Non-Scoring Set


Rk	No	Name	Running Sets	Faults	Still Sets	Total Attempts	Avg by Set
1	17	FRENCH Kelci Brooke	23	-	42	65	7.67
2	12	CYR Megan Elizabeth Mae	2	-	10	12	0.67
3	1	ANDREW-WASYLIK Tesca Bryn	1	-	4	5	0.33
3	9	LOVE Tabitha Ashly	1	-	-	1	0.33
5	5	CHARUK Lucille June	-	-	1	1	0.00
5	15	PERRIN Alicia	-	-	1	1	0.00
5	18	MARCELLE Shanice Anastasia	-	-	1	1	0.00
5	20	BARCLAY Lisa Dawn Margaret	-	-	1	1	0.00
	2	CRANSTON Dana Margaret	-	-	-	-	-
	13	NADEAU Marie-Sophie	-	-	-	-	-
	14	RICHEY Kyla Elizabeth	-	-	-	-	-
	16	NYHOF Kelly Elizabeth	-	-	-	-	-
<b>Team Totals</b>			27		60	87	9.00

Non-Scoring Reception

<b>Limit</b> 25.00%

Rk	No	Name	Excellents	Faults	Serve Receptions	Total Attempts	Succ %
1	1	ANDREW-WASYLIK Tesca Bryn	10	2	7	19	52.63
2	20	BARCLAY Lisa Dawn Margaret	5	2	5	12	41.67
3	18	MARCELLE Shanice Anastasia	5	1	15	21	23.81
	14	RICHEY Kyla Elizabeth	5	1	4	10	
	17	FRENCH Kelci Brooke	1	-	-	1	
	9	LOVE Tabitha Ashly	-	1	-	1	
	2	CRANSTON Dana Margaret	-	-	-	-	
	5	CHARUK Lucille June	-	-	-	-	
	12	CYR Megan Elizabeth Mae	-	-	-	-	
	13	NADEAU Marie-Sophie	-	-	-	-	
	15	PERRIN Alicia	-	-	-	-	
	16	NYHOF Kelly Elizabeth	-	-	-	-	
<b>Team Totals</b>			26	7	31	64	40.63

LEGEND Avg Average Eff% Efficiency Rk Rank Succ% Success %

Timing and Results provided by  TISSOT



Match No: 28

## Start List

Стартовый список

### BRA vs JPN

First Referee: MEDVID Mykhaylo (UKR)

Second Referee: NESTERENKO Kirill (RUS)

#### BRA - Brazil

No.	C/L	Name	Shirt Name	Height m / ft in	Weight kg / lbs	Highest Reach		Date of Birth	Tournament Totals				
						Spike cm	Block cm		Spike	Block	Serve	Total	%
1		SANTOS Carla		1.78/5'10"	67/148	294	288	17 JAN 1992	2			2	1.83
2		SILVA Mayhara		1.83/6'0"	73/161	303	297	9 APR 1989	1	1		2	1.83
3		SILVA Bruna		1.80/5'11"	76/168	301	292	3 JUL 1989	1	1	2	4	3.67
4		CARRIJO Juliana		1.75/5'9"	71/157	284	272	25 FEB 1992	2		1	3	2.75
5		BIDIAS Regiane		1.90/6'3"	76/168	306	298	2 OCT 1986	16	1	1	18	16.51
6		CIDRAO Sonaly		1.82/6'0"	77/170	295	283	20 JUN 1993					
7		SILVA Ana Carolina		1.84/6'0"	74/163	308	299	8 APR 1991	9	7	6	22	20.18
8	C	FRANCISCO Amanda - Cap		1.81/5'11"	68/150	292	280	16 AUG 1988	20	2	2	24	22.02
9	L	SILVA Tassia		1.70/5'7"	66/146	281	274	3 JUN 1988					
10		MOREIRA Danielle		1.80/5'11"	70/154	295	283	9 SEP 1989	17	1	1	19	17.43
11		FARINEA Natasha		1.88/6'2"	76/168	303	292	8 FEB 1986	12	3		15	13.76
12		RATZKE Roberta		1.85/6'1"	76/168	287	279	28 APR 1990					

Head Coach GRINER Helio

Assistant Coach VAN DIJK Spencer

Results in this  
Universiade

Phase	Opponent	Sets	Points per Set
Preliminary	NOR	3 - 0	25-20, 25-17, 25-11
Preliminary	CAN	3 - 0	25-15, 25-15, 25-13

#### JPN - Japan

No.	C/L	Name	Shirt Name	Height m / ft in	Weight kg / lbs	Highest Reach		Date of Birth	Tournament Totals				
						Spike cm	Block cm		Spike	Block	Serve	Total	%
1	L	SATO Arisa	SATO	1.64/5'5"	48/106	270	230	18 JUL 1989					
2	C	YAMAGUCHI Kaname	YAMAGUCHI	1.70/5'7"	72/159	293	271	6 NOV 1989	4	2	1	7	4.38
3		OUMI Akari	OUMI	1.71/5'7"	64/141	297	276	10 NOV 1989	16	1	4	21	13.13
4		YOSHIMURA Shiho	YOSHIMURA	1.68/5'6"	68/150	292	275	13 DEC 1989					
5		NAKAMURA Ayumi	NAKAMURA	1.77/5'10"	70/154	299	280	29 AUG 1990	24	4	3	31	19.38
6		OKUMURA Mai	OKUMURA	1.77/5'10"	67/148	300	280	31 OCT 1990	19	5		24	15.00
7		YAMAGISHI Akane	YAMAGISHI	1.64/5'5"	55/121	283	263	8 JAN 1991					
8		HATTORI Ayuka	HATTORI	1.79/5'10"	63/139	296	293	1 OCT 1987	4	1		5	3.13
9		YATAKA Naoko	YATAKA	1.76/5'9"	67/148	296	278	4 DEC 1991	11	2		13	8.13
10		TANAKA Misaki	TANAKA	1.73/5'8"	65/143	285	273	28 DEC 1991		2	1	3	1.88
11		TERAI Yumi	TERAI	1.81/5'11"	70/154	305	285	31 MAR 1992	14	3	2	19	11.88
12		IMAMURA Yuka	IMAMURA	1.75/5'9"	72/159	293	288	2 SEP 1993	31	2	4	37	23.13

Head Coach NAKANISHI Yasumi


Assistant Coach FUJII Masahiro

Results in this  
Universiade

Phase	Opponent	Sets	Points per Set
Preliminary	CHI	3 - 0	25-13, 25-14, 25-8
Preliminary	HKG	3 - 0	25-12, 25-10, 25-18
Preliminary	THA	0 - 3	26-28, 26-28, 20-25

#### LEGEND

% Percent of total team scoring World Championships  
C Team Captain  
L Libero Player

Timing and Results provided by  TISSOT





Match No: 28

### Match Results

Результат / Отчет о матче

Match Duration: 1h 55m  
 Attendance: 450

**BRA vs JPN**  
**3 1**

Teams	Sets	1	2	3	4	Total
BRA	3	25	25	18	28	96
JPN	1	21	16	25	26	88
	Playing Time	26m	25m	24m	31m	1h 46m

First Referee: MEDVID Mykhaylo (UKR)

Second Referee: NESTERENKO Kirill (RUS)

BRA - Brazil									
No	C/L	Name	1	2	3	4	5	Pts	
1		SANTOS Carla							
2		SILVA Mayhara	7	3	2	3		10	
3		SILVA Bruna		4	4	4		3	
4		CARRIJO Juliana	6	1	6	1		1	
5		BIDIAS Regiane	1	2	1	2		21	
6		CIDRAO Sonaly							
7		SILVA Ana Carolina	2		2			2	
8	C	FRANCISCO Amanda - Cap	4	5	4	5		9	
9	L	SILVA Tassia	L	L	L	L			
10		MOREIRA Danielle	3	4	3	4		14	
11		FARINEA Natasha	5	6	5	6		15	
12		RATZKE Roberta	10	10	10			1	
Head Coach		GRINER Helio							
Assistant Coach		VAN DIJK Spencer							

JPN - Japan									
No	C/L	Name	1	2	3	4	5	Pts	
1	L	SATO Arisa	L	L	L	L			
2	C	YAMAGUCHI Kaname	1	1	1	1		3	
3		OUMI Akari	5	5	5	5		16	
4		YOSHIMURA Shiho							
5		NAKAMURA Ayumi	4	4	4	4		19	
6		OKUMURA Mai	3	3	3	3		5	
7		YAMAGISHI Akane	11		6	6			
8		HATTORI Ayuka		12					
9		YATAKA Naoko		2	6	6		5	
10		TANAKA Misaki		5					
11		TERAI Yumi	6	6				2	
12		IMAMURA Yuka	2	2	2	2		19	
Head Coach		NAKANISHI Yasumi							
Assistant Coach		FUJII Masahiro							

### TEAM AND PLAYER PERFORMANCES

Won	Total Atts	No Name	Scoring Skills	Won	Total Atts	No Name
54	155	<b>Total Team</b>	Spike	59	178	<b>Total Team</b>
15	44	5 BIDIAS Regiane		19	38	5 NAKAMURA Ayumi
12	37	10 MOREIRA Danielle		17	51	12 IMAMURA Yuka
8	28	8 FRANCISCO Amanda - Cap	Block	14	40	3 OUMI Akari
18	89	<b>Total Team</b>		8	72	<b>Total Team</b>
8	28	11 FARINEA Natasha		3	14	6 OKUMURA Mai
4	10	5 BIDIAS Regiane	Serve	2	10	9 YATAKA Naoko
3	22	2 SILVA Mayhara		1	10	3 OUMI Akari
4	95	<b>Total Team</b>		2	89	<b>Total Team</b>
2	16	5 BIDIAS Regiane	Opp Error	1	14	3 OUMI Akari
1	7	12 RATZKE Roberta		1	17	12 IMAMURA Yuka
1	16	8 FRANCISCO Amanda - Cap		19		<b>Total Team</b>
20		<b>Total Team</b>	<b>Total</b>	88	339	<b>Total Team</b>
96	339	<b>Total Team</b>	<b>Best Scorer</b>	19	55	5 NAKAMURA Ayumi
21	70	5 BIDIAS Regiane	<b>Fastest Serve</b>	66 km/h		12 IMAMURA Yuka
65 km/h		5 BIDIAS Regiane				

LEGEND			
Atts	Attempts	C	Team Captain
L	Libero player	L	Substitute libero
n	Starting line-up where n = starting position on court (i.e. positions 1 to 6)	nn	Substitute where nn = jersey number of out going player
Opp	Opponent	Pts	Points scored

Timing and Results provided by TISSOT



Match No: 28

### Match Statistics

статистика

Match Duration: 1h 55m  
Attendance: 450

**BRA vs JPN**  
3 1

Teams	Sets	1	2	3	4	Total
<b>BRA</b>	<b>3</b>	25	25	18	28	96
<b>JPN</b>	<b>1</b>	21	16	25	26	88
<b>Playing Time</b>		26m	25m	24m	31m	1h 46m

First Referee: MEDVID Mykhaylo (UKR)


Second Referee: NESTERENKO Kirill (RUS)

### BRA - Brazil


Scoring Spike

<b>Limit</b>
<b>15.00%</b>

Rk	No	Name	Spikes	Faults	Shots	Total Attempts	Eff %
1	5	BIDIAS Regiane	15	3	26	44	27.27
2	8	FRANCISCO Amanda - Cap	8	4	16	28	14.29
3	10	MOREIRA Danielle	12	8	17	37	10.81
	2	SILVA Mayhara	7	3	8	18	
	11	FARINEA Natasha	7	1	8	16	
	3	SILVA Bruna	2	2	2	6	
	7	SILVA Ana Carolina	2	-	1	3	
	4	CARRIJO Juliana	1	-	1	2	
	12	RATZKE Roberta	-	-	1	1	
	1	SANTOS Carla	-	-	-	-	
	6	CIDRAO Sonaly	-	-	-	-	
	9	SILVA Tassia	-	-	-	-	
<b>Team Totals</b>			<b>54</b>	<b>21</b>	<b>80</b>	<b>155</b>	<b>21.29</b>

Scoring Block



Rk	No	Name	Kill Blocks	Faults	Rebounds	Total Attempts	Avg by Set
1	11	FARINEA Natasha	8	9	11	28	2.00
2	5	BIDIAS Regiane	4	-	6	10	1.00
3	2	SILVA Mayhara	3	6	13	22	0.75
4	10	MOREIRA Danielle	2	2	4	8	0.50
5	3	SILVA Bruna	1	-	2	3	0.25
6	8	FRANCISCO Amanda - Cap	-	7	4	11	0.00
6	7	SILVA Ana Carolina	-	3	1	4	0.00
6	4	CARRIJO Juliana	-	2	1	3	0.00
	1	SANTOS Carla	-	-	-	-	
	6	CIDRAO Sonaly	-	-	-	-	
	9	SILVA Tassia	-	-	-	-	
	12	RATZKE Roberta	-	-	-	-	
<b>Team Totals</b>			<b>18</b>	<b>29</b>	<b>42</b>	<b>89</b>	<b>4.50</b>

Scoring Service


Rk	No	Name	Aces	Faults	Serve Hits	Total Attempts	Avg by Set
1	5	BIDIAS Regiane	2	-	14	16	0.50
2	8	FRANCISCO Amanda - Cap	1	1	14	16	0.25
2	12	RATZKE Roberta	1	-	6	7	0.25
4	4	CARRIJO Juliana	-	-	16	16	0.00
4	2	SILVA Mayhara	-	-	13	13	0.00
4	11	FARINEA Natasha	-	-	13	13	0.00
4	10	MOREIRA Danielle	-	-	10	10	0.00
4	7	SILVA Ana Carolina	-	1	2	3	0.00
4	3	SILVA Bruna	-	1	-	1	0.00
	1	SANTOS Carla	-	-	-	-	
	6	CIDRAO Sonaly	-	-	-	-	
	9	SILVA Tassia	-	-	-	-	
<b>Team Totals</b>			<b>4</b>	<b>3</b>	<b>88</b>	<b>95</b>	<b>1.00</b>

Team

Opponent Errors & Team Faults	20	1

Timing and Results provided by  TISSOT



Match No: 28

### Match Statistics

статистика

Match Duration: 1h 55m  
Attendance: 450


**BRA vs JPN**  
3 1

Teams	Sets	1	2	3	4	Total
<b>BRA</b>	<b>3</b>	25	25	18	28	96
<b>JPN</b>	<b>1</b>	21	16	25	26	88
<b>Playing Time</b>		26m	25m	24m	31m	1h 46m


First Referee: MEDVID Mykhaylo (UKR)

Second Referee: NESTERENKO Kirill (RUS)

### BRA - Brazil

Non-Scoring Dig


Rk	No	Name	Digs	Faults	Receptions	Total Attempts	Avg by Set
1	9	SILVA Tassia	4	10	10	24	1.00
1	8	FRANCISCO Amanda - Cap	4	6	11	21	1.00
1	5	BIDIAS Regiane	4	1	11	16	1.00
1	11	FARINEA Natasha	4	2	5	11	1.00
5	2	SILVA Mayhara	2	2	3	7	0.50
6	10	MOREIRA Danielle	1	3	7	11	0.25
6	4	CARRIJO Juliana	1	4	5	10	0.25
8	7	SILVA Ana Carolina	-	-	2	2	0.00
8	12	RATZKE Roberta	-	1	1	2	0.00
8	3	SILVA Bruna	-	-	1	1	0.00
	1	SANTOS Carla	-	-	-	-	-
	6	CIDRAO Sonaly	-	-	-	-	-
<b>Team Totals</b>			20	29	56	105	5.00

Non-Scoring Set


Rk	No	Name	Running Sets	Faults	Still Sets	Total Attempts	Avg by Set
1	4	CARRIJO Juliana	35	2	60	97	8.75
2	12	RATZKE Roberta	8	-	13	21	2.00
3	5	BIDIAS Regiane	3	-	4	7	0.75
4	9	SILVA Tassia	2	-	5	7	0.50
5	10	MOREIRA Danielle	1	-	4	5	0.25
6	2	SILVA Mayhara	-	-	6	6	0.00
6	8	FRANCISCO Amanda - Cap	-	-	2	2	0.00
	1	SANTOS Carla	-	-	-	-	-
	3	SILVA Bruna	-	-	-	-	-
	6	CIDRAO Sonaly	-	-	-	-	-
	7	SILVA Ana Carolina	-	-	-	-	-
	11	FARINEA Natasha	-	-	-	-	-
<b>Team Totals</b>			49	2	94	145	12.25

Non-Scoring Reception

<b>Limit</b> 25.00%

Rk	No	Name	Excellents	Faults	Serve Receptions	Total Attempts	Succ %
1	5	BIDIAS Regiane	10	-	24	34	29.41
2	9	SILVA Tassia	6	1	15	22	27.27
3	8	FRANCISCO Amanda - Cap	5	1	18	24	20.83
	11	FARINEA Natasha	-	-	3	3	-
	2	SILVA Mayhara	2	-	-	2	-
	1	SANTOS Carla	-	-	-	-	-
	3	SILVA Bruna	-	-	-	-	-
	4	CARRIJO Juliana	-	-	-	-	-
	6	CIDRAO Sonaly	-	-	-	-	-
	7	SILVA Ana Carolina	-	-	-	-	-
	10	MOREIRA Danielle	-	-	-	-	-
	12	RATZKE Roberta	-	-	-	-	-
<b>Team Totals</b>			23	2	60	85	27.06





Match No: 28

### Match Statistics

статистика

Match Duration: 1h 55m  
Attendance: 450


**BRA vs JPN**  
3 1

Teams	Sets	1	2	3	4	Total
BRA	3	25	25	18	28	96
JPN	1	21	16	25	26	88
<b>Playing Time</b>		26m	25m	24m	31m	1h 46m

First Referee: MEDVID Mykhaylo (UKR)

Second Referee: NESTERENKO Kirill (RUS)

### JPN - Japan

Non-Scoring Dig


Rk	No	Name	Digs	Faults	Receptions	Total Attempts	Avg by Set
1	3	OUMI Akari	4	3	18	25	1.00
1	1	SATO Arisa	4	7	7	18	1.00
3	12	IMAMURA Yuka	3	1	11	15	0.75
4	2	YAMAGUCHI Kaname	2	3	9	14	0.50
5	5	NAKAMURA Ayumi	1	5	20	26	0.25
6	6	OKUMURA Mai	-	2	2	4	0.00
6	11	TERAI Yumi	-	2	2	4	0.00
6	9	YATAKA Naoko	-	1	1	2	0.00
6	7	YAMAGISHI Akane	-	-	1	1	0.00
6	8	HATTORI Ayuka	-	-	1	1	0.00
6	10	TANAKA Misaki	-	-	1	1	0.00
	4	YOSHIMURA Shiho	-	-	-	-	-
<b>Team Totals</b>			14	24	73	111	3.50

Non-Scoring Set



Rk	No	Name	Running Sets	Faults	Still Sets	Total Attempts	Avg by Set
1	2	YAMAGUCHI Kaname	44	-	78	122	11.00
2	1	SATO Arisa	3	-	10	13	0.75
3	10	TANAKA Misaki	1	1	6	8	0.25
3	3	OUMI Akari	1	-	4	5	0.25
3	6	OKUMURA Mai	1	-	3	4	0.25
3	5	NAKAMURA Ayumi	1	-	-	1	0.25
3	7	YAMAGISHI Akane	1	-	-	1	0.25
8	12	IMAMURA Yuka	-	-	2	2	0.00
8	9	YATAKA Naoko	-	-	1	1	0.00
	4	YOSHIMURA Shiho	-	-	-	-	-
	8	HATTORI Ayuka	-	-	-	-	-
	11	TERAI Yumi	-	-	-	-	-
<b>Team Totals</b>			52	1	104	157	13.00

Non-Scoring Reception

<b>Limit</b> 25.00%

Rk	No	Name	Excellents	Faults	Serve Receptions	Total Attempts	Succ %
1	12	IMAMURA Yuka	9	2	11	22	40.91
2	5	NAKAMURA Ayumi	6	-	18	24	25.00
3	3	OUMI Akari	6	1	19	26	23.08
	1	SATO Arisa	4	-	9	13	
	11	TERAI Yumi	-	-	2	2	
	7	YAMAGISHI Akane	-	1	1	2	
	6	OKUMURA Mai	-	-	1	1	
	8	HATTORI Ayuka	1	-	-	1	
	9	YATAKA Naoko	-	-	1	1	
	2	YAMAGUCHI Kaname	-	-	-	-	
	4	YOSHIMURA Shiho	-	-	-	-	
	10	TANAKA Misaki	-	-	-	-	
<b>Team Totals</b>			26	4	62	92	28.26

LEGEND Avg Average Eff% Efficiency Rk Rank Succ% Success %

Timing and Results provided by  TISSOT





Match No: 22

### Start List

Стартовый список

## CZE vs CHN

First Referee: JANG Jong Hyang (PRK)

Second Referee: MICHLIC Agnieszka (POL)

### CZE - Czech Republic

No.	C/L	Name	Shirt Name	Height m / ft in	Weight kg / lbs	Highest Reach		Date of Birth	Tournament Totals				
						Spike cm	Block cm		Spike	Block	Serve	Total	%
1		HALBICHOVA Iveta	HALBICHOVA	1.78/5'10"	67/148	290	285	19 DEC 1989	1	1	2	4	3.08
3		ONDERKOVA Sandra	ONDERKOVA	1.83/6'0"	82/181	296	286	8 MAR 1987	12		1	13	10.00
4		MUDROVA Zuzana	MUDROVA	1.86/6'1"	80/176	305	295	30 JAN 1993	5			5	3.85
6		SMIDOVA Monika	SMIDOVA	1.83/6'0"	71/157	300	289	13 JAN 1992	4		2	6	4.62
7		NACHMILNEROVA Iva	NACHMILNER	1.91/6'3"	81/179	301	291	20 SEP 1988	1	1		2	1.54
8		STRAKOVA Vendula	STRAKOVA	1.81/5'11"	73/161	305	295	19 SEP 1991	33	2	3	38	29.23
10		HOLISOVA Katerina	HOLISOVA	1.76/5'9"	67/148	290	275	10 JAN 1988	4			4	3.08
11		KOJDOVA Helena	KOJDOVA	1.80/5'11"	65/143	301	290	12 MAY 1991	15	5	5	25	19.23
12	C	JAKUBSOVA Martina	JAKUBSOVA	1.86/6'1"	79/174	305	295	14 JUN 1988	11	1		12	9.23
13	L	SPACILOVA Kamila	SPACILOVA	1.74/5'9"	63/139	295	288	9 OCT 1988					
14		HOLUBCOVA Laura	HOLUBCOVA	1.85/6'1"	75/165	305	295	22 DEC 1989	8	3	2	13	10.00
16		SIRUCKOVA Anna	SIRUCKOVA	1.84/6'0"	74/163	300	295	27 AUG 1991	4	4		8	6.15

Head Coach Melicharek Zdenek

Assistant Coach Pavlik Jindrich

#### Results in this Universiade

Phase	Opponent	Sets	Points per Set
Preliminary	RUS	0 - 3	17-25, 17-25, 16-25
Preliminary	USA	3 - 0	25-14, 27-25, 25-14
Preliminary	POL	0 - 3	23-25, 16-25, 22-25

### CHN - China

No.	C/L	Name	Shirt Name	Height m / ft in	Weight kg / lbs	Highest Reach		Date of Birth	Tournament Totals				
						Spike cm	Block cm		Spike	Block	Serve	Total	%
1		REN Kaiyi		1.83/6'0"	75/165	305	295	14 DEC 1991	33		5	38	24.52
2		FU Ting		1.79/5'10"	70/154	300	290	9 NOV 1991	1	2		3	1.94
3	L	SUN Xiaxia		1.70/5'7"	60/132	290	280	19 MAY 1991					
4		YU Heng		1.76/5'9"	65/143	295	285	20 MAY 1992					
5		FU Ping		1.76/5'9"	68/150	300	290	9 NOV 1991					
6		XI Zenghui		1.86/6'1"	76/168	300	287	2 SEP 1990	14	6	1	21	13.55
7		WANG Danyi		1.78/5'10"	65/143	295	287	10 APR 1989	9	3	3	15	9.68
8		LIU Zichen		1.86/6'1"	78/172	307	295	4 FEB 1993	1	1	1	3	1.94
9		SUN Chunni		1.87/6'2"	77/170	307	295	2 MAR 1988	34	3	4	41	26.45
10		ZHOU Ying		1.83/6'0"	65/143	295	285	18 OCT 1993					
11		QU Rongrong		1.83/6'0"	75/165	305	295	12 FEB 1990	11	5	1	17	10.97
12	C	ZHAO Shuihan		1.75/5'9"	62/137	300	290	1 JAN 1989	15	1	1	17	10.97


Head Coach LIU Donghui

Assistant Coach SHENG Chunyuan

#### Results in this Universiade

Phase	Opponent	Sets	Points per Set
Preliminary	TPE	0 - 3	20-25, 21-25, 25-27
Preliminary	SVK	1 - 3	22-25, 25-18, 20-25, 26-28
Preliminary	PRK	0 - 3	16-25, 17-25, 21-25

LEGEND			
%	Percent of total team scoring	C	Team Captain
L	Libero Player		

Timing and Results provided by  TISSOT



Match No: 22

**Match Results**  
Результат / Отчет о матче

Match Duration: 1h 59m  
Attendance: 135

**CZE vs CHN**  
3 2

Teams	Sets	1	2	3	4	5	Total
CZE	3	23	25	19	25	15	107
CHN	2	25	15	25	15	11	91
	Playing Time	24m	21m	24m	22m	15m	1h 46m

First Referee: JANG Jong Hyang (PRK)

Second Referee: MICHLIC Agnieszka (POL)

CZE - Czech Republic								
No	C/L	Name	1	2	3	4	5	Pts
1		HALBICHOVA Iveta	1			2	1	5
3		ONDERKOVA Sandra						
4		MUDROVA Zuzana			14	4	3	10
6		SMIDOVA Monika	16	2	1		8	3
7		NACHMILNEROVA Iva	6	1	6	1	6	9
8		STRAKOVA Vendula	1	5	4	5	4	21
10		HOLISOVA Katerina	2					1
11		KOJDOVA Helena	5	6	5	6	5	16
12	C	JAKUBSOVA Martina	10	3	2	3	2	16
13	L	SPACILOVA Kamila	L	L	L	L	L	
14		HOLUBCOVA Laura	3	4	3			5
16		SIRUCKOVA Anna	4				1	2
Head Coach		Melicharek Zdenek						
Assistant Coach		Pavlik Jindrich						

CHN - China								
No	C/L	Name	1	2	3	4	5	Pts
1		REN Kaiyi	5	5	5	5	5	23
2		FU Ting	6	3	3	3	3	3
3	L	SUN Xiaxia	L	L	L	L	L	
4		YU Heng			12			
5		FU Ping			9			
6		XI Zenghui	3					2
7		WANG Danyi	8	4	4	4	8	4
8		LIU Zichen	4			7	4	6
9		SUN Chunni	2	2	2	2	2	22
10		ZHOU Ying						
11		QU Rongrong	6	6	6	6	6	6
12	C	ZHAO Shuihan	1	1	1	1	1	7
Head Coach		LIU Donghui						
Assistant Coach		SHENG Chunyuan						

**TEAM AND PLAYER PERFORMANCES**

Won	Total Atts	No Name	Scoring Skills	Won	Total Atts	No Name
69	158	<b>Total Team</b>		57	158	<b>Total Team</b>
20	34	8 STRAKOVA Vendula	Spike	20	45	1 REN Kaiyi
14	33	12 JAKUBSOVA Martina		17	45	9 SUN Chunni
14	37	11 KOJDOVA Helena		6	17	12 ZHAO Shuihan
11	62	<b>Total Team</b>	Block	13	56	<b>Total Team</b>
4	15	7 NACHMILNEROVA Iva		4	9	9 SUN Chunni
3	7	4 MUDROVA Zuzana		3	16	11 QU Rongrong
2	6	1 HALBICHOVA Iveta	2	2	6 XI Zenghui	
8	108	<b>Total Team</b>	Serve	3	90	<b>Total Team</b>
2	15	11 KOJDOVA Helena		2	15	1 REN Kaiyi
2	17	12 JAKUBSOVA Martina		1	15	9 SUN Chunni
2	16	1 HALBICHOVA Iveta				
19		<b>Total Team</b>	Opp Error	18		<b>Total Team</b>
107	328	<b>Total Team</b>	Total	91	304	<b>Total Team</b>
21	54	8 STRAKOVA Vendula	Best Scorer	23	68	1 REN Kaiyi

LEGEND			
Atts	Attempts	C	Team Captain
L	Libero player	L	Substitute libero
n	Starting line-up where n = starting position on court (i.e. positions 1 to 6)	nn	Substitute where nn = jersey number of out going player
Opp	Opponent	Pts	Points scored

Timing and Results provided by TISSOT



Match No: 22

### Match Statistics

статистика

Match Duration: 1h 59m  
Attendance: 135

### CZE vs CHN

3 2

Teams	Sets	1	2	3	4	5	Total
CZE	3	23	25	19	25	15	107
CHN	2	25	15	25	15	11	91
	Playing Time	24m	21m	24m	22m	15m	1h 46m

First Referee: JANG Jong Hyang (PRK)

Second Referee: MICHLIC Agnieszka (POL)

### CZE - Czech Republic

Scoring Spike

Limit 15.00%

Rk	No	Name	Spikes	Faults	Shots	Total Attempts	Eff %
1	8	STRAKOVA Vendula	20	7	7	34	38.24
2	12	JAKUBSOVA Martina	14	3	16	33	33.33
3	11	KOJDOVA Helena	14	4	19	37	27.03
	7	NACHMILNEROVA Iva	5	2	6	13	
	4	MUDROVA Zuzana	7	-	4	11	
	14	HOLUBCOVA Laura	3	2	3	8	
	16	SIRUCKOVA Anna	2	1	4	7	
	6	SMIDOVA Monika	2	-	4	6	
	10	HOLISOVA Katerina	1	3	1	5	
	1	HALBICHOVA Iveta	1	-	3	4	
	3	ONDERKOVA Sandra	-	-	-	-	
	13	SPACILOVA Kamila	-	-	-	-	
<b>Team Totals</b>			69	22	67	158	29.75

Scoring Block


Rk	No	Name	Kill Blocks	Faults	Rebounds	Total Attempts	Avg by Set
1	7	NACHMILNEROVA Iva	4	5	6	15	0.80
2	4	MUDROVA Zuzana	3	1	3	7	0.60
3	1	HALBICHOVA Iveta	2	2	2	6	0.40
4	14	HOLUBCOVA Laura	1	3	3	7	0.20
4	6	SMIDOVA Monika	1	-	4	5	0.20
6	11	KOJDOVA Helena	-	3	4	7	0.00
6	8	STRAKOVA Vendula	-	5	2	7	0.00
6	12	JAKUBSOVA Martina	-	5	1	6	0.00
6	10	HOLISOVA Katerina	-	-	1	1	0.00
6	16	SIRUCKOVA Anna	-	1	-	1	0.00
	3	ONDERKOVA Sandra	-	-	-	-	
	13	SPACILOVA Kamila	-	-	-	-	
<b>Team Totals</b>			11	25	26	62	2.20

Scoring Service


Rk	No	Name	Aces	Faults	Serve Hits	Total Attempts	Avg by Set
1	12	JAKUBSOVA Martina	2	1	14	17	0.40
1	1	HALBICHOVA Iveta	2	1	13	16	0.40
1	11	KOJDOVA Helena	2	-	13	15	0.40
4	8	STRAKOVA Vendula	1	3	9	13	0.20
4	14	HOLUBCOVA Laura	1	-	10	11	0.20
6	7	NACHMILNEROVA Iva	-	-	16	16	0.00
6	6	SMIDOVA Monika	-	1	7	8	0.00
6	4	MUDROVA Zuzana	-	1	6	7	0.00
6	16	SIRUCKOVA Anna	-	-	4	4	0.00
6	10	HOLISOVA Katerina	-	-	1	1	0.00
	3	ONDERKOVA Sandra	-	-	-	-	
	13	SPACILOVA Kamila	-	-	-	-	
<b>Team Totals</b>			8	7	93	108	1.60

Team

Opponent Errors & Team Faults	19
-------------------------------	----

Timing and Results provided by  TISSOT



Match No: 22

Match Statistics  
статистика

Match Duration: 1h 59m  
Attendance: 135


CZE vs CHN  
3 2

Teams	Sets	1	2	3	4	5	Total
CZE	3	23	25	19	25	15	107
CHN	2	25	15	25	15	11	91
	Playing Time	24m	21m	24m	22m	15m	1h 46m


First Referee: JANG Jong Hyang (PRK)

Second Referee: MICHLIC Agnieszka (POL)

CZE - Czech Republic

Non-Scoring Dig


Rk	No	Name	Digs	Faults	Receptions	Total Attempts	Avg by Set
1	8	STRAKOVA Vendula	5	6	8	19	1.00
2	13	SPACILOVA Kamila	3	5	18	26	0.60
3	11	KOJDOVA Helena	2	2	9	13	0.40
4	12	JAKUBSOVA Martina	1	3	6	10	0.20
4	10	HOLISOVA Katerina	1	-	1	2	0.20
6	6	SMIDOVA Monika	-	2	5	7	0.00
6	7	NACHMILNEROVA Iva	-	2	4	6	0.00
6	1	HALBICHOVA Iveta	-	-	4	4	0.00
6	16	SIRUCKOVA Anna	-	-	4	4	0.00
6	14	HOLUBCOVA Laura	-	1	3	4	0.00
	3	ONDERKOVA Sandra	-	-	-	-	-
	4	MUDROVA Zuzana	-	-	-	-	-
<b>Team Totals</b>			12	21	62	95	2.40

Non-Scoring Set


Rk	No	Name	Running Sets	Faults	Still Sets	Total Attempts	Avg by Set
1	6	SMIDOVA Monika	25	-	29	54	5.00
2	1	HALBICHOVA Iveta	24	-	32	56	4.80
3	7	NACHMILNEROVA Iva	3	-	5	8	0.60
4	11	KOJDOVA Helena	2	-	5	7	0.40
4	12	JAKUBSOVA Martina	2	-	2	4	0.40
4	14	HOLUBCOVA Laura	2	-	-	2	0.40
7	13	SPACILOVA Kamila	-	-	3	3	0.00
7	8	STRAKOVA Vendula	-	-	1	1	0.00
7	16	SIRUCKOVA Anna	-	-	1	1	0.00
	3	ONDERKOVA Sandra	-	-	-	-	-
	4	MUDROVA Zuzana	-	-	-	-	-
	10	HOLISOVA Katerina	-	-	-	-	-
<b>Team Totals</b>			58		78	136	11.60

Non-Scoring Reception

<b>Limit</b> 25.00%

Rk	No	Name	Excellents	Faults	Serve Receptions	Total Attempts	Succ %
1	13	SPACILOVA Kamila	5	-	20	25	20.00
2	12	JAKUBSOVA Martina	4	2	21	27	14.81
3	11	KOJDOVA Helena	-	1	23	24	0.00
	10	HOLISOVA Katerina	-	-	4	4	
	1	HALBICHOVA Iveta	-	-	-	-	
	3	ONDERKOVA Sandra	-	-	-	-	
	4	MUDROVA Zuzana	-	-	-	-	
	6	SMIDOVA Monika	-	-	-	-	
	7	NACHMILNEROVA Iva	-	-	-	-	
	8	STRAKOVA Vendula	-	-	-	-	
	14	HOLUBCOVA Laura	-	-	-	-	
	16	SIRUCKOVA Anna	-	-	-	-	
<b>Team Totals</b>			9	3	68	80	11.25



Match No: 22

Match Statistics  
статистика

Match Duration: 1h 59m  
Attendance: 135

CZE vs CHN  
3 2

Teams	Sets	1	2	3	4	5	Total
CZE	3	23	25	19	25	15	107
CHN	2	25	15	25	15	11	91
	Playing Time	24m	21m	24m	22m	15m	1h 46m

First Referee: JANG Jong Hyang (PRK)


Second Referee: MICHLIC Agnieszka (POL)

CHN - China


Scoring Spike

Limit 15.00%

Rk	No	Name	Spikes	Faults	Shots	Total Attempts	Eff %
1	1	REN Kaiyi	20	4	21	45	35.56
2	9	SUN Chunni	17	10	18	45	15.56
	12	ZHAO Shuihan	6	2	9	17	
	11	QU Rongrong	3	1	11	15	
	7	WANG Danyi	4	3	6	13	
	8	LIU Zichen	5	1	6	12	
	3	SUN Xiaxia	-	-	6	6	
	2	FU Ting	2	-	2	4	
	5	FU Ping	-	-	1	1	
	4	YU Heng	-	-	-	-	
	6	XI Zenghui	-	-	-	-	
	10	ZHOU Ying	-	-	-	-	
Team Totals			57	21	80	158	22.78

Scoring Block



Rk	No	Name	Kill Blocks	Faults	Rebounds	Total Attempts	Avg by Set
1	9	SUN Chunni	4	-	5	9	0.80
2	11	QU Rongrong	3	7	6	16	0.60
3	6	XI Zenghui	2	-	-	2	0.40
4	12	ZHAO Shuihan	1	2	7	10	0.20
4	1	REN Kaiyi	1	3	4	8	0.20
4	2	FU Ting	1	4	2	7	0.20
4	8	LIU Zichen	1	1	1	3	0.20
8	7	WANG Danyi	-	1	-	1	0.00
	3	SUN Xiaxia	-	-	-	-	
	4	YU Heng	-	-	-	-	
	5	FU Ping	-	-	-	-	
	10	ZHOU Ying	-	-	-	-	
Team Totals			13	18	25	56	2.60

Scoring Service


Rk	No	Name	Aces	Faults	Serve Hits	Total Attempts	Avg by Set
1	1	REN Kaiyi	2	3	10	15	0.40
2	9	SUN Chunni	1	-	14	15	0.20
3	12	ZHAO Shuihan	-	-	20	20	0.00
3	2	FU Ting	-	1	10	11	0.00
3	7	WANG Danyi	-	-	10	10	0.00
3	11	QU Rongrong	-	1	9	10	0.00
3	8	LIU Zichen	-	1	5	6	0.00
3	6	XI Zenghui	-	-	3	3	0.00
	3	SUN Xiaxia	-	-	-	-	
	4	YU Heng	-	-	-	-	
	5	FU Ping	-	-	-	-	
	10	ZHOU Ying	-	-	-	-	
Team Totals			3	6	81	90	0.60

Team

Opponent Errors & Team Faults	18	1

Timing and Results provided by  TISSOT





Match No: 22

Match Statistics  
статистика

Match Duration: 1h 59m  
Attendance: 135


CZE vs CHN  
3 2

Teams	Sets	1	2	3	4	5	Total
CZE	3	23	25	19	25	15	107
CHN	2	25	15	25	15	11	91
	Playing Time	24m	21m	24m	22m	15m	1h 46m


First Referee: JANG Jong Hyang (PRK)

Second Referee: MICHLIC Agnieszka (POL)

CHN - China

Non-Scoring Dig


Rk	No	Name	Digs	Faults	Receptions	Total Attempts	Avg by Set
1	9	SUN Chunni	4	6	2	12	0.80
2	3	SUN Xiaxia	2	3	10	15	0.40
2	12	ZHAO Shuihan	2	3	8	13	0.40
2	7	WANG Danyi	2	4	6	12	0.40
5	8	LIU Zichen	1	-	6	7	0.20
5	2	FU Ting	1	-	2	3	0.20
7	1	REN Kaiyi	-	5	11	16	0.00
7	11	QU Rongrong	-	-	6	6	0.00
7	5	FU Ping	-	1	1	2	0.00
7	6	XI Zenghui	-	1	-	1	0.00
	4	YU Heng	-	-	-	-	-
	10	ZHOU Ying	-	-	-	-	-
<b>Team Totals</b>			12	23	52	87	2.40

Non-Scoring Set



Rk	No	Name	Running Sets	Faults	Still Sets	Total Attempts	Avg by Set
1	12	ZHAO Shuihan	37	2	53	92	7.40
2	1	REN Kaiyi	4	-	11	15	0.80
3	7	WANG Danyi	3	-	2	5	0.60
4	8	LIU Zichen	1	-	3	4	0.20
5	11	QU Rongrong	-	-	8	8	0.00
5	3	SUN Xiaxia	-	-	4	4	0.00
5	2	FU Ting	-	-	2	2	0.00
5	9	SUN Chunni	-	-	2	2	0.00
5	5	FU Ping	-	-	1	1	0.00
	4	YU Heng	-	-	-	-	-
	6	XI Zenghui	-	-	-	-	-
	10	ZHOU Ying	-	-	-	-	-
<b>Team Totals</b>			45	2	86	133	9.00

Non-Scoring Reception

<b>Limit</b> 25.00%

Rk	No	Name	Excellents	Faults	Serve Receptions	Total Attempts	Succ %
1	3	SUN Xiaxia	5	-	22	27	18.52
2	1	REN Kaiyi	4	3	23	30	13.33
	7	WANG Danyi	1	1	17	19	
	9	SUN Chunni	3	1	4	8	
	8	LIU Zichen	-	-	7	7	
	5	FU Ping	-	1	3	4	
	12	ZHAO Shuihan	-	-	2	2	
	2	FU Ting	-	-	-	-	
	4	YU Heng	-	-	-	-	
	6	XI Zenghui	-	-	-	-	
	10	ZHOU Ying	-	-	-	-	
	11	QU Rongrong	-	-	-	-	
<b>Team Totals</b>			13	6	78	97	13.40

LEGEND Avg Average Eff% Efficiency Rk Rank Succ% Success %

Timing and Results provided by  TISSOT



Match No: 27

### Start List

Стартовый список

## PRK vs POL

First Referee: HOSEIN Azad Khayyam (CAN)

Second Referee: VOECK Julie (USA)

### PRK - DPR Korea

No.	C/L	Name	Shirt Name	Height m / ft in	Weight kg / lbs	Highest Reach		Date of Birth	Tournament Totals				
						Spike cm	Block cm		Spike	Block	Serve	Total	%
1		KIM Un Jong	K. UN JONG	1.82/6'0"	67/148	272	254	2 JUL 1991	10	4	4	18	10.53
2		KIM Yong Mi	K. YONG MI	1.76/5'9"	66/146	261	246	14 NOV 1992	3			3	1.75
3		JONG Jin Sim	J. JIN SIM	1.82/6'0"	70/154	277	257	1 FEB 1992	63	1	7	71	41.52
5		HAN Ok Sim	H. OK SIM	1.81/5'11"	66/146	267	253	1 OCT 1991	12	1	5	18	10.53
6	C	MIN Ok Ju	M. OK JU	1.76/5'9"	65/143	261	247	2 SEP 1990	3	3	4	10	5.85
7		RI Sun Jong	R. SUN JONG	1.76/5'9"	63/139	266	246	19 MAY 1990	9	5	3	17	9.94
8	L	RO Un Yong	R. UN YONG	1.74/5'9"	66/146	254	242	23 SEP 1994					
9		RI Pom Hui	R. POM HUI	1.74/5'9"	70/154	259	244	16 APR 1991	27		3	30	17.54
10		KANG Suk Gyong	K. SUK GYONG	1.75/5'9"	67/148	265	250	18 OCT 1993					
12		PAK Yon Suk	P. YON SUK	1.70/5'7"	67/148	250	240	13 JUN 1986	2	1	1	4	2.34
13	L	JONG Song Hui	J. SONG HUI	1.70/5'7"	60/132	255	240	30 NOV 1992					
<b>Head Coach</b>			KANG Ok Sun			<b>Assistant Coach</b>			JANG Kyong Su				

Results in this  
 Universiade

Phase	Opponent	Sets	Points per Set
Preliminary	SVK	3 - 0	25-14, 25-15, 25-17
Preliminary	TPE	3 - 0	25-21, 25-18, 25-10
Preliminary	CHN	3 - 0	25-16, 25-17, 25-21

### POL - Poland

No.	C/L	Name	Shirt Name	Height m / ft in	Weight kg / lbs	Highest Reach		Date of Birth	Tournament Totals				
						Spike cm	Block cm		Spike	Block	Serve	Total	%
2		GREJMAN Anna	Grejman	1.83/6'0"	63/139	307	290	8 JUN 1993	19	5	3	27	18.12
3		SZYMANSKA Marta	Szymanska	1.78/5'10"	62/137	300	280	26 FEB 1986	4		1	5	3.36
4		KURNIKOWSKA Natalia	Kurnikowska	1.84/6'0"	68/150	300	285	13 JAN 1992	29	1	9	39	26.17
5		SLIWINSKA Ewa	Sliwinska	1.82/6'0"	68/150	303	289	27 APR 1993	9	2		11	7.38
7		LUKASIK Justyna	Lukasik	1.88/6'2"	74/163	305	291	27 JAN 1993	3		1	4	2.68
8	C	WILK Dorota	Wilk	1.78/5'10"	66/146	302	285	28 APR 1988			1	1	0.67
10		POLEC Katarzyna	Polec	1.90/6'3"	74/163	309	195	13 FEB 1989	13	4		17	11.41
11	L	MEDYNSKA Dorota	Dorota	1.70/5'7"	61/134	280	261	25 APR 1993					
14		KALISZUK Tamara	Kaliszuk	1.80/5'11"	76/168	296	292	20 MAR 1990	21	4		25	16.78
15		RACZYNSKA Justyna	Raczynska	1.80/5'11"	72/159	300	280	12 SEP 1987	1	2		3	2.01
16	L	DURAJCZYK Agata	Durajczyk	1.70/5'7"	63/139	280	260	19 AUG 1989					
18		SIKORSKA Aleksandra	Sikorska	1.86/6'1"	71/157	306	286	28 APR 1993	10	5	2	17	11.41
<b>Head Coach</b>			POPIK Wieslaw			<b>Assistant Coach</b>			GASIOR Rafal				

Results in this  
 Universiade

Phase	Opponent	Sets	Points per Set
Preliminary	USA	3 - 0	25-17, 25-14, 25-20
Preliminary	RUS	0 - 3	16-25, 15-25, 15-25
Preliminary	CZE	3 - 0	25-23, 25-16, 25-22

#### LEGEND

% Percent of total team scoring World Championships  
 C Team Captain  
 L Libero Player

Timing and Results provided by  TISSOT



Match No: 27

**Match Results**  
 Результат / Отчет о матче

Match Duration: 1h 47m  
 Attendance: 2700

**PRK vs POL**  
 1 3

Teams	Sets	1	2	3	4	Total
PRK	1	25	21	21	18	85
POL	3	14	25	25	25	89
	Playing Time	23m	25m	25m	25m	1h 38m

First Referee: HOSEIN Azad Khayyam (CAN)

Second Referee: VOECK Julie (USA)

PRK - DPR Korea								
No	C/L	Name	1	2	3	4	5	Pts
1		KIM Un Jong	3	3	5	3		7
2		KIM Yong Mi		3	9			1
3		JONG Jin Sim	2	2	4	2		22
5		HAN Ok Sim	4	4	6	4		3
6	C	MIN Ok Ju	1	1	3	1		4
7		RI Sun Jong	6	6	2	6		7
8	L	RO Un Yong				L	L	
9		RI Pom Hui	5	5	1	5		18
10		KANG Suk Gyeong						
12		PAK Yon Suk		6		5		
13	L	JONG Song Hui	L	L	L	L		
Head Coach		KANG Ok Sun						
Assistant Coach		JANG Kyong Su						

POL - Poland								
No	C/L	Name	1	2	3	4	5	Pts
2		GREJMAN Anna	5	5	5	5		18
3		SZYMANSKA Marta	1	1	1	1		3
4		KURNIKOWSKA Natalia	2	2	2	2		9
5		SLIWINSKA Ewa	14	14	4	3		6
7		LUKASIK Justyna	18	10	3			2
8	C	WILK Dorota	3			14		1
10		POLEC Katarzyna	3	3	7	3		10
11	L	MEDYNSKA Dorota	L	L	L			
14		KALISZUK Tamara	4	4	5	4		12
15		RACZYNSKA Justyna	4			4		1
16	L	DURAJCZYK Agata	L		L	L		
18		SIKORSKA Aleksandra	6	6	6	6		14
Head Coach		POPIK Wieslaw						
Assistant Coach		GASIOR Rafal						

**TEAM AND PLAYER PERFORMANCES**

Won	Total Atts	No Name	Scoring Skills	Won	Total Atts	No Name
47	129	<b>Total Team</b>	Spike	54	122	<b>Total Team</b>
18	44	3 JONG Jin Sim		14	25	2 GREJMAN Anna
15	43	9 RI Pom Hui		12	29	14 KALISZUK Tamara
5	13	7 RI Sun Jong	Block	9	21	4 KURNIKOWSKA Natalia
2	44	<b>Total Team</b>		18	74	<b>Total Team</b>
2	14	1 KIM Un Jong		7	17	18 SIKORSKA Aleksandra
13	86	<b>Total Team</b>	Serve	3	12	3 SZYMANSKA Marta
4	17	3 JONG Jin Sim		3	21	10 POLEC Katarzyna
3	13	9 RI Pom Hui		4	88	<b>Total Team</b>
2	14	1 KIM Un Jong	Opp Error	2	17	2 GREJMAN Anna
23		<b>Total Team</b>		1	11	18 SIKORSKA Aleksandra
85	259	<b>Total Team</b>		1	15	10 POLEC Katarzyna
22	64	3 JONG Jin Sim	Total	13		<b>Total Team</b>
67 km/h		5 HAN Ok Sim		89	284	<b>Total Team</b>
				18	47	2 GREJMAN Anna
			Best Scorer	84 km/h		14 KALISZUK Tamara
			Fastest Serve			

LEGEND			
Atts	Attempts	C	Team Captain
L	Libero player	L	Substitute libero
n	Starting line-up where n = starting position on court (i.e. positions 1 to 6)	nn	Substitute where nn = jersey number of out going player
Opp	Opponent	Pts	Points scored

Timing and Results provided by TISSOT



Match No: 27

### Match Statistics

статистика

Match Duration: 1h 47m  
Attendance: 2700

### PRK vs POL

1 3

Teams	Sets	1	2	3	4	Total
PRK	1	25	21	21	18	85
POL	3	14	25	25	25	89
Playing Time		23m	25m	25m	25m	1h 38m

First Referee: HOSEIN Azad Khayyam (CAN)


Second Referee: VOECK Julie (USA)

### PRK - DPR Korea


Scoring Spike

Limit
15.00%

Rk	No	Name	Spikes	Faults	Shots	Total Attempts	Eff %
1	3	JONG Jin Sim	18	7	19	44	25.00
2	9	RI Pom Hui	15	12	16	43	6.98
	7	RI Sun Jong	5	1	7	13	
	5	HAN Ok Sim	3	4	6	13	
	6	MIN Ok Ju	2	1	4	7	
	1	KIM Un Jong	3	1	1	5	
	2	KIM Yong Mi	1	1	2	4	
	8	RO Un Yong	-	-	-	-	
	10	KANG Suk Gyong	-	-	-	-	
	12	PAK Yon Suk	-	-	-	-	
	13	JONG Song Hui	-	-	-	-	
Team Totals			47	27	55	129	15.50

Scoring Block


Rk	No	Name	Kill Blocks	Faults	Rebounds	Total Attempts	Avg by Set
1	1	KIM Un Jong	2	12	-	14	0.50
2	7	RI Sun Jong	-	10	5	15	0.00
2	5	HAN Ok Sim	-	3	3	6	0.00
2	6	MIN Ok Ju	-	1	2	3	0.00
2	9	RI Pom Hui	-	2	1	3	0.00
2	3	JONG Jin Sim	-	3	-	3	0.00
	2	KIM Yong Mi	-	-	-	-	
	8	RO Un Yong	-	-	-	-	
	10	KANG Suk Gyong	-	-	-	-	
	12	PAK Yon Suk	-	-	-	-	
	13	JONG Song Hui	-	-	-	-	
Team Totals			2	31	11	44	0.50

Scoring Service


Rk	No	Name	Aces	Faults	Serve Hits	Total Attempts	Avg by Set
1	3	JONG Jin Sim	4	1	12	17	1.00
2	9	RI Pom Hui	3	2	8	13	0.75
3	6	MIN Ok Ju	2	-	18	20	0.50
3	1	KIM Un Jong	2	-	12	14	0.50
3	7	RI Sun Jong	2	-	10	12	0.50
6	5	HAN Ok Sim	-	-	9	9	0.00
6	12	PAK Yon Suk	-	-	1	1	0.00
	2	KIM Yong Mi	-	-	-	-	
	8	RO Un Yong	-	-	-	-	
	10	KANG Suk Gyong	-	-	-	-	
	13	JONG Song Hui	-	-	-	-	
Team Totals			13	3	70	86	3.25

Team
------

Opponent Errors & Team Faults
23



Match No: 27

### Match Statistics

статистика

Match Duration: 1h 47m  
Attendance: 2700

### PRK vs POL


1 3

Teams	Sets	1	2	3	4	Total
PRK	1	25	21	21	18	85
POL	3	14	25	25	25	89
Playing Time		23m	25m	25m	25m	1h 38m


First Referee: HOSEIN Azad Khayyam (CAN)

Second Referee: VOECK Julie (USA)

### PRK - DPR Korea

Non-Scoring Dig


Rk	No	Name	Digs	Faults	Receptions	Total Attempts	Avg by Set
1	5	HAN Ok Sim	3	3	13	19	0.75
1	13	JONG Song Hui	3	5	9	17	0.75
1	3	JONG Jin Sim	3	2	9	14	0.75
1	1	KIM Un Jong	3	2	4	9	0.75
5	6	MIN Ok Ju	2	5	5	12	0.50
6	8	RO Un Yong	1	1	3	5	0.25
7	9	RI Pom Hui	-	1	7	8	0.00
7	7	RI Sun Jong	-	3	2	5	0.00
	2	KIM Yong Mi	-	-	-	-	-
	10	KANG Suk Gyong	-	-	-	-	-
	12	PAK Yon Suk	-	-	-	-	-
<b>Team Totals</b>			15	22	52	89	3.75

Non-Scoring Set


Rk	No	Name	Running Sets	Faults	Still Sets	Total Attempts	Avg by Set
1	6	MIN Ok Ju	32	-	59	91	8.00
2	5	HAN Ok Sim	5	-	9	14	1.25
3	1	KIM Un Jong	2	-	1	3	0.50
4	3	JONG Jin Sim	1	-	3	4	0.25
5	7	RI Sun Jong	-	-	4	4	0.00
5	12	PAK Yon Suk	-	1	3	4	0.00
5	9	RI Pom Hui	-	-	1	1	0.00
	2	KIM Yong Mi	-	-	-	-	-
	8	RO Un Yong	-	-	-	-	-
	10	KANG Suk Gyong	-	-	-	-	-
	13	JONG Song Hui	-	-	-	-	-
<b>Team Totals</b>			40	1	80	121	10.00

Non-Scoring Reception

<b>Limit</b>
<b>25.00%</b>

Rk	No	Name	Excellents	Faults	Serve Receptions	Total Attempts	Succ %
1	3	JONG Jin Sim	3	2	28	33	9.09
	9	RI Pom Hui	3	-	11	14	
	13	JONG Song Hui	2	1	8	11	
	5	HAN Ok Sim	1	-	8	9	
	12	PAK Yon Suk	-	1	4	5	
	8	RO Un Yong	-	-	4	4	
	2	KIM Yong Mi	-	-	1	1	
	6	MIN Ok Ju	-	-	1	1	
	1	KIM Un Jong	-	-	-	-	
	7	RI Sun Jong	-	-	-	-	
	10	KANG Suk Gyong	-	-	-	-	
<b>Team Totals</b>			9	4	65	78	11.54





Match No: 27

### Match Statistics

статистика

Match Duration: 1h 47m  
Attendance: 2700

### PRK vs POL

1 3

Teams	Sets	1	2	3	4	Total
PRK	1	25	21	21	18	85
POL	3	14	25	25	25	89
Playing Time		23m	25m	25m	25m	1h 38m

First Referee: HOSEIN Azad Khayyam (CAN)


Second Referee: VOECK Julie (USA)

### POL - Poland


Scoring Spike

Limit
15.00%

Rk	No	Name	Spikes	Faults	Shots	Total Attempts	Eff %
1	2	GREJMAN Anna	14	2	9	25	48.00
2	4	KURNIKOWSKA Natalia	9	3	9	21	28.57
3	14	KALISZUK Tamara	12	5	12	29	24.14
	5	SLIWINSKA Ewa	4	3	7	14	
	18	SIKORSKA Aleksandra	6	-	4	10	
	10	POLEC Katarzyna	6	1	3	10	
	15	RACZYNSKA Justyna	1	1	5	7	
	7	LUKASIK Justyna	1	-	4	5	
	8	WILK Dorota	1	-	-	1	
	3	SZYMANSKA Marta	-	-	-	-	
	11	MEDYNSKA Dorota	-	-	-	-	
	16	DURAJCZYK Agata	-	-	-	-	
Team Totals			54	15	53	122	31.97

Scoring Block


Rk	No	Name	Kill Blocks	Faults	Rebounds	Total Attempts	Avg by Set
1	18	SIKORSKA Aleksandra	7	7	3	17	1.75
2	10	POLEC Katarzyna	3	11	7	21	0.75
2	3	SZYMANSKA Marta	3	3	6	12	0.75
4	2	GREJMAN Anna	2	1	2	5	0.50
4	5	SLIWINSKA Ewa	2	-	1	3	0.50
6	7	LUKASIK Justyna	1	2	1	4	0.25
7	14	KALISZUK Tamara	-	3	2	5	0.00
7	8	WILK Dorota	-	3	1	4	0.00
7	4	KURNIKOWSKA Natalia	-	1	2	3	0.00
	11	MEDYNSKA Dorota	-	-	-	-	
	15	RACZYNSKA Justyna	-	-	-	-	
	16	DURAJCZYK Agata	-	-	-	-	
Team Totals			18	31	25	74	4.50

Scoring Service


Rk	No	Name	Aces	Faults	Serve Hits	Total Attempts	Avg by Set
1	2	GREJMAN Anna	2	-	15	17	0.50
2	10	POLEC Katarzyna	1	3	11	15	0.25
2	18	SIKORSKA Aleksandra	1	-	10	11	0.25
4	3	SZYMANSKA Marta	-	-	14	14	0.00
4	4	KURNIKOWSKA Natalia	-	1	13	14	0.00
4	14	KALISZUK Tamara	-	3	5	8	0.00
4	5	SLIWINSKA Ewa	-	1	3	4	0.00
4	7	LUKASIK Justyna	-	-	2	2	0.00
4	8	WILK Dorota	-	-	2	2	0.00
4	15	RACZYNSKA Justyna	-	-	1	1	0.00
	11	MEDYNSKA Dorota	-	-	-	-	
	16	DURAJCZYK Agata	-	-	-	-	
Team Totals			4	8	76	88	1.00

Team

Opponent Errors & Team Faults	13
-------------------------------	----

Timing and Results provided by  TISSOT



Match No: 27

### Match Statistics

статистика

Match Duration: 1h 47m  
Attendance: 2700

### PRK vs POL

1 3

Teams	Sets	1	2	3	4	Total
PRK	1	25	21	21	18	85
POL	3	14	25	25	25	89
Playing Time		23m	25m	25m	25m	1h 38m

First Referee: HOSEIN Azad Khayyam (CAN)

Second Referee: VOECK Julie (USA)

### POL - Poland

Non-Scoring Dig


Rk	No	Name	Digs	Faults	Receptions	Total Attempts	Avg by Set
1	16	DURAJCZYK Agata	5	1	7	13	1.25
2	11	MEDYNSKA Dorota	3	2	5	10	0.75
2	14	KALISZUK Tamara	3	-	6	9	0.75
4	2	GREJMAN Anna	1	6	12	19	0.25
4	4	KURNIKOWSKA Natalia	1	4	3	8	0.25
4	7	LUKASIK Justyna	1	-	1	2	0.25
4	5	SLIWINSKA Ewa	1	-	-	1	0.25
8	3	SZYMANSKA Marta	-	1	8	9	0.00
8	10	POLEC Katarzyna	-	-	4	4	0.00
8	18	SIKORSKA Aleksandra	-	-	3	3	0.00
8	8	WILK Dorota	-	2	-	2	0.00
8	15	RACZYNSKA Justyna	-	-	1	1	0.00
<b>Team Totals</b>			15	16	50	81	3.75

Non-Scoring Set



Rk	No	Name	Running Sets	Faults	Still Sets	Total Attempts	Avg by Set
1	3	SZYMANSKA Marta	34	1	36	71	8.50
2	8	WILK Dorota	5	-	11	16	1.25
3	16	DURAJCZYK Agata	3	-	3	6	0.75
3	18	SIKORSKA Aleksandra	3	-	2	5	0.75
5	14	KALISZUK Tamara	2	-	4	6	0.50
6	11	MEDYNSKA Dorota	1	-	3	4	0.25
6	4	KURNIKOWSKA Natalia	1	-	-	1	0.25
8	5	SLIWINSKA Ewa	-	-	3	3	0.00
8	2	GREJMAN Anna	-	1	2	3	0.00
8	10	POLEC Katarzyna	-	-	2	2	0.00
	7	LUKASIK Justyna	-	-	-	-	-
	15	RACZYNSKA Justyna	-	-	-	-	-
<b>Team Totals</b>			49	2	66	117	12.25

Non-Scoring Reception

<b>Limit</b>
25.00%

Rk	No	Name	Excellents	Faults	Serve Receptions	Total Attempts	Succ %
1	4	KURNIKOWSKA Natalia	4	4	19	27	14.81
	2	GREJMAN Anna	7	2	9	18	
	11	MEDYNSKA Dorota	1	4	10	15	
	16	DURAJCZYK Agata	-	2	9	11	
	15	RACZYNSKA Justyna	-	1	2	3	
	3	SZYMANSKA Marta	-	-	-	-	
	5	SLIWINSKA Ewa	-	-	-	-	
	7	LUKASIK Justyna	-	-	-	-	
	8	WILK Dorota	-	-	-	-	
	10	POLEC Katarzyna	-	-	-	-	
	14	KALISZUK Tamara	-	-	-	-	
	18	SIKORSKA Aleksandra	-	-	-	-	
<b>Team Totals</b>			12	13	49	74	16.22

LEGEND Avg Average Eff% Efficiency Rk Rank Succ% Success %

Timing and Results provided by  TISSOT



Match No: 23

### Start List

Стартовый список

## SVK vs USA

First Referee: PIMTHONGKHONBURI Sasiprapa (THA)

Second Referee: CHUNG Shu-Fang (TPE)

### SVK - Slovakia

No.	C/L	Name	Shirt Name	Height m / ft in	Weight kg / lbs	Highest Reach		Date of Birth	Tournament Totals				
						Spike cm	Block cm		Spike	Block	Serve	Total	%
1		KUCIAKOVA Miroslava	Kuciakovska	1.79/5'10"	65/143	303	290	31 JAN 1989	27	5	1	33	19.08
2		HUDECOVA Romana	Hudecova	1.79/5'10"	62/137	300	288	21 SEP 1993		1		1	0.58
3		KOSOVA Simona	Kosova	1.87/6'2"	67/148	308	295	27 MAR 1992	21	3	2	26	15.03
5		SALANCIOVA Erika	Salanciova	1.86/6'1"	69/152	302	290	14 JUN 1991	7	2	1	10	5.78
6		DROBNAKOVA Dominika	Drobnakova	1.82/6'0"	67/148	305	291	4 JUN 1992	10			10	5.78
9		PENCOVA Jaroslava	Pencova	1.90/6'3"	80/176	300	290	24 JUN 1990	25	9	2	36	20.81
11		ABRHAMOVA Michaela	Abrhamova	1.80/5'11"	75/165	300	290	31 AUG 1993					
12		STANKOVIANSKA Monika	Stankovianska	1.90/6'3"	70/154	310	295	26 NOV 1986	19	2	4	25	14.45
14	L	VALACHOVA Dominika	Valachova	1.65/5'5"	56/123	295	290	4 JUN 1986	1			1	0.58
16		KUBOVA Paula	Kubova	1.82/6'0"	68/150	295	288	28 MAY 1986	10	1	1	12	6.94
17	C	DUDOVA Katarina	Dudova	1.75/5'9"	69/152	288	249	27 APR 1985	10	5	4	19	10.98
19		SMATANIKOVA Jaroslava	Smatanikova	1.76/5'9"	67/148	285	280	5 JAN 1992					

Head Coach

CADA Miroslav

Assistant Coach

MATUSOV Michal

Results in this  
Universiade

Phase	Opponent	Sets	Points per Set
Preliminary	PRK	0 - 3	14-25, 15-25, 17-25
Preliminary	CHN	3 - 1	25-22, 18-25, 25-20, 28-26
Preliminary	TPE	2 - 3	25-20, 14-25, 25-21, 21-25, 12-15

### USA - United States

No.	C/L	Name	Shirt Name	Height m / ft in	Weight kg / lbs	Highest Reach		Date of Birth	Tournament Totals				
						Spike cm	Block cm		Spike	Block	Serve	Total	%
2		MADONIA Gina	MADONIA	1.75/5'9"	61/134	280	275	28 JAN 1993					
3		KEATING Chelsea	KEATING	1.85/6'1"	80/176	305	299	20 JUL 1992	16	2	5	23	19.17
4	L	MCCARTY Tristan	MCCARTY	1.78/5'10"	68/150	285	280	23 DEC 1991					
5		SHURBET Bailey	SHURBET	1.78/5'10"	65/143	287	283	5 OCT 1994					
6	C	BRAND Katie	BRAND	1.85/6'1"	77/170	299	297	13 APR 1994	2	3	4	9	7.50
7		COOK Courtney	COOK	1.82/6'0"	70/154	299	297	26 JAN 1992	2			2	1.67
9		REININGER Katherine	REININGER	1.85/6'1"	75/165	302	299	31 AUG 1994	3	1		4	3.33
14		JOHNSON Taylor	JOHNSON	1.82/6'0"	77/170	307	302	24 AUG 1992	10	3		13	10.83
15		LANGHAIM Brookelyn	LANGHAIM	1.92/6'4"	77/170	305	299	30 JAN 1995					
16		KAUFMAN Dakota	KAUFMAN	1.85/6'1"	74/163	305	302	16 MAY 1992	19	4	2	25	20.83
17		PELGER Kaitlynn	PELGER	1.88/6'2"	69/152	299	297	28 MAY 1992	19	2	2	23	19.17
18		TRAXSON Courtney	TRAXSON	1.85/6'1"	71/157	305	299	4 MAR 1992	14	4	3	21	17.50

Head Coach

FRITZ Susan

Assistant Coach


HULSMAYER Jeffery

Results in this  
Universiade

Phase	Opponent	Sets	Points per Set
Preliminary	POL	0 - 3	17-25, 14-25, 20-25
Preliminary	CZE	0 - 3	14-25, 25-27, 14-25
Preliminary	RUS	0 - 3	16-25, 23-25, 19-25

#### LEGEND

% Percent of total team scoring    C Team Captain    L Libero Player

Timing and Results provided by  TISSOT



Match No: 23

### Match Results

Результат / Отчет о матче

Match Duration: 1h 10m  
Attendance: 1000

**SVK vs USA**  
**3 0**

Teams	Sets	1	2	3	Total
SVK	3	25	25	25	75
USA	0	10	18	19	47
Playing Time		17m	22m	25m	1h 04m

First Referee: PIMTHONGKHONBURI Sasiprapa (THA)

Second Referee: CHUNG Shu-Fang (TPE)

SVK - Slovakia								
No	C/L	Name	1	2	3	4	5	Pts
1		KUCIAKOVA Miroslava	4	4	4			18
2		HUDECOVA Romana						
3		KOSOVA Simona	5	5	5			2
5		SALANCIOVA Erika	1	1	1			12
6		DROBNAKOVA Dominika						
9		PENCOVA Jaroslava			3			
11		ABRHAMOVA Michaela	2	2	2			15
12		STANKOVIANSKA Monika			16			
14	L	VALACHOVA Dominika	L	L	L			
16		KUBOVA Paula	3	3	3			5
17	C	DUDOVA Katarina						
19		SMATANIKOVA Jaroslava	6	6	6			2
Head Coach		CADA Miroslav						
Assistant Coach		MATUSOV Michal						

USA - United States								
No	C/L	Name	1	2	3	4	5	Pts
2		MADONIA Gina	14	9	14			
3		KEATING Chelsea	2	2	1			7
4	L	MCCARTY Tristan	L	L	L			
5		SHURBET Bailey						
6	C	BRAND Katie	5	14	4			4
7		COOK Courtney						
9		REININGER Katherine		1				
14		JOHNSON Taylor	1	6	6			7
15		LANGHAIM Brookelyn						
16		KAUFMAN Dakota	6	5	5			3
17		PELGER Kaitlynn	4	4	3			8
18		TRAXSON Courtney	3	3	2			5
Head Coach		FRITZ Susan						
Assistant Coach		HULSMAYER Jeffery						


### TEAM AND PLAYER PERFORMANCES

Won	Total Atts	No Name	Scoring Skills	Won	Total Atts	No Name
<b>39</b>	<b>102</b>	<b>Total Team</b>		<b>16</b>	<b>101</b>	<b>Total Team</b>
13	26	1 KUCIAKOVA Miroslava	Spike	4	21	17 PELGER Kaitlynn
10	14	11 ABRHAMOVA Michaela		4	16	18 TRAXSON Courtney
10	24	5 SALANCIOVA Erika		3	21	16 KAUFMAN Dakota
<b>7</b>	<b>31</b>	<b>Total Team</b>	Block	<b>16</b>	<b>57</b>	<b>Total Team</b>
4	10	11 ABRHAMOVA Michaela		5	15	14 JOHNSON Taylor
2	5	1 KUCIAKOVA Miroslava		4	7	3 KEATING Chelsea
1	3	16 KUBOVA Paula	3	6	6 BRAND Katie	
<b>8</b>	<b>75</b>	<b>Total Team</b>	Serve	<b>2</b>	<b>47</b>	<b>Total Team</b>
3	20	1 KUCIAKOVA Miroslava		1	3	14 JOHNSON Taylor
2	13	5 SALANCIOVA Erika		1	7	17 PELGER Kaitlynn
1	15	19 SMATANIKOVA Jaroslava				
<b>21</b>		<b>Total Team</b>	Opp Error	<b>13</b>		<b>Total Team</b>
<b>75</b>	<b>208</b>	<b>Total Team</b>	Total	<b>47</b>	<b>205</b>	<b>Total Team</b>
<b>18</b>	<b>51</b>	1 KUCIAKOVA Miroslava	Best Scorer	<b>8</b>	<b>40</b>	17 PELGER Kaitlynn

#### LEGEND

Atts Attempts  
L Libero player  
n Starting line-up where n = starting position on court (i.e. positions 1 to 6)  
Opp Opponent

C Team Captain  
L Substitute libero  
nn Substitute where nn = jersey number of out going player  
Pts Points scored

Timing and Results provided by  TISSOT



Match No: 23

### Match Statistics

статистика

Match Duration: 1h 10m  
Attendance: 1000

**SVK vs USA**  
3 0

Teams	Sets	1	2	3	Total
SVK	3	25	25	25	75
USA	0	10	18	19	47
Playing Time		17m	22m	25m	1h 04m

First Referee: PIMTHONGKHONBURI Sasiprapa (THA)


Second Referee: CHUNG Shu-Fang (TPE)

### SVK - Slovakia


Scoring Spike

Limit 15.00%

Rk	No	Name	Spikes	Faults	Shots	Total Attempts	Eff %
1	1	KUCIAKOVA Miroslava	13	1	12	26	46.15
2	5	SALANCIOVA Erika	10	4	10	24	25.00
3	16	KUBOVA Paula	4	2	12	18	11.11
	11	ABRHAMOVA Michaela	10	1	3	14	
	3	KOSOVA Simona	1	2	9	12	
	19	SMATANIKOVA Jaroslava	1	-	3	4	
	14	VALACHOVA Dominika	-	-	2	2	
	9	PENCOVA Jaroslava	-	-	1	1	
	12	STANKOVIANSKA Monika	-	-	1	1	
	2	HUDECOVA Romana	-	-	-	-	
	6	DROBNAKOVA Dominika	-	-	-	-	
	17	DUDOVA Katarina	-	-	-	-	
Team Totals			39	10	53	102	28.43

Scoring Block


Rk	No	Name	Kill Blocks	Faults	Rebounds	Total Attempts	Avg by Set
1	11	ABRHAMOVA Michaela	4	3	3	10	1.33
2	1	KUCIAKOVA Miroslava	2	1	2	5	0.67
3	16	KUBOVA Paula	1	-	2	3	0.33
4	3	KOSOVA Simona	-	-	6	6	0.00
4	5	SALANCIOVA Erika	-	2	2	4	0.00
4	19	SMATANIKOVA Jaroslava	-	-	2	2	0.00
4	9	PENCOVA Jaroslava	-	-	1	1	0.00
	2	HUDECOVA Romana	-	-	-	-	
	6	DROBNAKOVA Dominika	-	-	-	-	
	12	STANKOVIANSKA Monika	-	-	-	-	
	14	VALACHOVA Dominika	-	-	-	-	
	17	DUDOVA Katarina	-	-	-	-	
Team Totals			7	6	18	31	2.33

Scoring Service


Rk	No	Name	Aces	Faults	Serve Hits	Total Attempts	Avg by Set
1	1	KUCIAKOVA Miroslava	3	-	17	20	1.00
2	5	SALANCIOVA Erika	2	4	7	13	0.67
3	19	SMATANIKOVA Jaroslava	1	1	13	15	0.33
3	11	ABRHAMOVA Michaela	1	2	6	9	0.33
3	3	KOSOVA Simona	1	2	4	7	0.33
6	16	KUBOVA Paula	-	-	8	8	0.00
6	9	PENCOVA Jaroslava	-	-	3	3	0.00
	2	HUDECOVA Romana	-	-	-	-	
	6	DROBNAKOVA Dominika	-	-	-	-	
	12	STANKOVIANSKA Monika	-	-	-	-	
	14	VALACHOVA Dominika	-	-	-	-	
	17	DUDOVA Katarina	-	-	-	-	
Team Totals			8	9	58	75	2.67

Team

Opponent Errors & Team Faults	21
-------------------------------	----

Timing and Results provided by  TISSOT





Match No: 23

### Match Statistics

статистика

Match Duration: 1h 10m  
Attendance: 1000


SVK vs USA  
3 0

Teams	Sets	1	2	3	Total
SVK	3	25	25	25	75
USA	0	10	18	19	47
Playing Time		17m	22m	25m	1h 04m


First Referee: PIMTHONGKHONBURI Sasiprapa (THA)

Second Referee: CHUNG Shu-Fang (TPE)

### SVK - Slovakia

Non-Scoring Dig


Rk	No	Name	Digs	Faults	Receptions	Total Attempts	Avg by Set
1	14	VALACHOVA Dominika	5	3	9	17	1.67
1	1	KUCIAKOVA Miroslava	5	1	7	13	1.67
3	19	SMATANIKOVA Jaroslava	3	3	5	11	1.00
4	16	KUBOVA Paula	2	-	9	11	0.67
5	5	SALANCIOVA Erika	1	1	3	5	0.33
6	11	ABRHAMOVA Michaela	-	1	5	6	0.00
6	3	KOSOVA Simona	-	-	5	5	0.00
	2	HUDECOVA Romana	-	-	-	-	
	6	DROBNAKOVA Dominika	-	-	-	-	
	9	PENCOVA Jaroslava	-	-	-	-	
	12	STANKOVIANSKA Monika	-	-	-	-	
	17	DUDOVA Katarina	-	-	-	-	
Team Totals			16	9	43	68	5.33


Non-Scoring Set


Rk	No	Name	Running Sets	Faults	Still Sets	Total Attempts	Avg by Set
1	19	SMATANIKOVA Jaroslava	28	1	40	69	9.33
2	14	VALACHOVA Dominika	3	-	6	9	1.00
3	16	KUBOVA Paula	2	-	3	5	0.67
3	11	ABRHAMOVA Michaela	2	-	1	3	0.67
5	3	KOSOVA Simona	1	-	2	3	0.33
5	5	SALANCIOVA Erika	1	-	2	3	0.33
	1	KUCIAKOVA Miroslava	-	-	-	-	
	2	HUDECOVA Romana	-	-	-	-	
	6	DROBNAKOVA Dominika	-	-	-	-	
	9	PENCOVA Jaroslava	-	-	-	-	
	12	STANKOVIANSKA Monika	-	-	-	-	
	17	DUDOVA Katarina	-	-	-	-	
Team Totals			37	1	54	92	12.33

Non-Scoring Reception

Limit 25.00%

Rk	No	Name	Excellents	Faults	Serve Receptions	Total Attempts	Succ %
1	14	VALACHOVA Dominika	5	-	9	14	35.71
2	5	SALANCIOVA Erika	3	1	11	15	20.00
3	1	KUCIAKOVA Miroslava	2	1	9	12	16.67
	11	ABRHAMOVA Michaela	1	-	1	2	
	2	HUDECOVA Romana	-	-	-	-	
	3	KOSOVA Simona	-	-	-	-	
	6	DROBNAKOVA Dominika	-	-	-	-	
	9	PENCOVA Jaroslava	-	-	-	-	
	12	STANKOVIANSKA Monika	-	-	-	-	
	16	KUBOVA Paula	-	-	-	-	
	17	DUDOVA Katarina	-	-	-	-	
	19	SMATANIKOVA Jaroslava	-	-	-	-	
Team Totals			11	2	30	43	25.58

Timing and Results provided by  TISSOT



Match No: 23

### Match Statistics

статистика

Match Duration: 1h 10m  
Attendance: 1000

**SVK vs USA**  
3 0

Teams	Sets	1	2	3	Total
SVK	3	25	25	25	75
USA	0	10	18	19	47
Playing Time		17m	22m	25m	1h 04m

First Referee: PIMTHONGKHONBURI Sasiprapa (THA)


Second Referee: CHUNG Shu-Fang (TPE)

### USA - United States


Scoring Spike

Limit 15.00%

Rk	No	Name	Spikes	Faults	Shots	Total Attempts	Eff %
1	16	KAUFMAN Dakota	3	2	16	21	4.76
1	17	PELGER Kaitlynn	4	3	14	21	4.76
	18	TRAXSON Courtney	4	4	8	16	
	3	KEATING Chelsea	3	8	8	19	
	14	JOHNSON Taylor	1	1	9	11	
	6	BRAND Katie	1	1	6	8	
	9	REININGER Katherine	-	2	1	3	
	4	MCCARTY Tristan	-	-	1	1	
	2	MADONIA Gina	-	1	-	1	
	5	SHURBET Bailey	-	-	-	-	
	7	COOK Courtney	-	-	-	-	
	15	LANGHAIM Brookelyn	-	-	-	-	
Team Totals			16	22	63	101	

Scoring Block



Rk	No	Name	Kill Blocks	Faults	Rebounds	Total Attempts	Avg by Set
1	14	JOHNSON Taylor	5	3	7	15	1.67
2	3	KEATING Chelsea	4	1	2	7	1.33
3	17	PELGER Kaitlynn	3	4	5	12	1.00
3	6	BRAND Katie	3	2	1	6	1.00
5	18	TRAXSON Courtney	1	2	2	5	0.33
6	9	REININGER Katherine	-	1	5	6	0.00
6	16	KAUFMAN Dakota	-	-	5	5	0.00
6	4	MCCARTY Tristan	-	1	-	1	0.00
	2	MADONIA Gina	-	-	-	-	
	5	SHURBET Bailey	-	-	-	-	
	7	COOK Courtney	-	-	-	-	
	15	LANGHAIM Brookelyn	-	-	-	-	
Team Totals			16	14	27	57	5.33

Scoring Service


Rk	No	Name	Aces	Faults	Serve Hits	Total Attempts	Avg by Set
1	17	PELGER Kaitlynn	1	2	4	7	0.33
1	14	JOHNSON Taylor	1	-	2	3	0.33
3	16	KAUFMAN Dakota	-	1	10	11	0.00
3	18	TRAXSON Courtney	-	-	9	9	0.00
3	6	BRAND Katie	-	-	6	6	0.00
3	3	KEATING Chelsea	-	1	5	6	0.00
3	2	MADONIA Gina	-	-	4	4	0.00
3	9	REININGER Katherine	-	-	1	1	0.00
	4	MCCARTY Tristan	-	-	-	-	
	5	SHURBET Bailey	-	-	-	-	
	7	COOK Courtney	-	-	-	-	
	15	LANGHAIM Brookelyn	-	-	-	-	
Team Totals			2	4	41	47	0.67

Team

Opponent Errors & Team Faults	13
-------------------------------	----

Timing and Results provided by  TISSOT



Match No: 23

Match Statistics  
статистика

Match Duration: 1h 10m  
Attendance: 1000


SVK vs USA  
3 0

Teams	Sets	1	2	3	Total
SVK	3	25	25	25	75
USA	0	10	18	19	47
	Playing Time	17m	22m	25m	1h 04m


First Referee: PIMTHONGKHONBURI Sasiprapa (THA)

Second Referee: CHUNG Shu-Fang (TPE)

USA - United States

Non-Scoring Dig


Rk	No	Name	Digs	Faults	Receptions	Total Attempts	Avg by Set
1	4	MCCARTY Tristan	3	-	6	9	1.00
2	6	BRAND Katie	2	2	5	9	0.67
3	3	KEATING Chelsea	1	3	6	10	0.33
3	18	TRAXSON Courtney	1	-	1	2	0.33
5	17	PELGER Kaitlynn	-	2	10	12	0.00
5	16	KAUFMAN Dakota	-	3	2	5	0.00
5	14	JOHNSON Taylor	-	1	2	3	0.00
	2	MADONIA Gina	-	-	-	-	-
	5	SHURBET Bailey	-	-	-	-	-
	7	COOK Courtney	-	-	-	-	-
	9	REININGER Katherine	-	-	-	-	-
	15	LANGHAIM Brookelyn	-	-	-	-	-
<b>Team Totals</b>			7	11	32	50	2.33

Non-Scoring Set


Rk	No	Name	Running Sets	Faults	Still Sets	Total Attempts	Avg by Set
1	6	BRAND Katie	10	1	61	72	3.33
2	3	KEATING Chelsea	1	-	1	2	0.33
2	16	KAUFMAN Dakota	1	-	1	2	0.33
4	17	PELGER Kaitlynn	-	-	5	5	0.00
4	4	MCCARTY Tristan	-	1	2	3	0.00
4	14	JOHNSON Taylor	-	-	1	1	0.00
	2	MADONIA Gina	-	-	-	-	-
	5	SHURBET Bailey	-	-	-	-	-
	7	COOK Courtney	-	-	-	-	-
	9	REININGER Katherine	-	-	-	-	-
	15	LANGHAIM Brookelyn	-	-	-	-	-
	18	TRAXSON Courtney	-	-	-	-	-
<b>Team Totals</b>			12	2	71	85	4.00

Non-Scoring Reception

<b>Limit</b> 25.00%

Rk	No	Name	Excellents	Faults	Serve Receptions	Total Attempts	Succ %
1	4	MCCARTY Tristan	6	1	7	14	42.86
2	17	PELGER Kaitlynn	3	2	23	28	10.71
	2	MADONIA Gina	-	1	8	9	-
	3	KEATING Chelsea	1	1	7	9	-
	16	KAUFMAN Dakota	-	-	1	1	-
	5	SHURBET Bailey	-	-	-	-	-
	6	BRAND Katie	-	-	-	-	-
	7	COOK Courtney	-	-	-	-	-
	9	REININGER Katherine	-	-	-	-	-
	14	JOHNSON Taylor	-	-	-	-	-
	15	LANGHAIM Brookelyn	-	-	-	-	-
	18	TRAXSON Courtney	-	-	-	-	-
<b>Team Totals</b>			10	5	46	61	16.39

Avg	Eff%	Rk	Succ%
Average	Efficiency	Rank	Success %

Timing and Results provided by  TISSOT



Match No: 24

### Start List

Стартовый список

## NOR vs HKG

First Referee: SANMI Yoko (JPN)

Second Referee: KIT WA Sio (MAC)

### NOR - Norway

No.	C/L	Name	Shirt Name	Height m / ft in	Weight kg / lbs	Highest Reach		Date of Birth	Tournament Totals					
						Spike cm	Block cm		Spike	Block	Serve	Total	%	
1	L	VOELSTAD Maria Skaardal		1.60/5'3"	54/119	261	245	12 JUN 1994						
2		SANDANGER Elise		1.67/5'6"	59/130	270	255	20 MAR 1988				1	1	1.45
3		BORSHEIM Anja Oevregaard		1.72/5'8"	64/141	289	278	14 DEC 1989				1	1	1.45
4	C	SOERDAL Ingviid		1.70/5'7"	68/150	287	275	27 MAR 1987	2	2	1	5	7.25	
5		WENNEBERG Alicia		1.75/5'9"	67/148	290	271	1 SEP 1993						
6		ERDAL Ingri Malene		1.74/5'9"	63/139	292	275	5 APR 1987	8				8	11.59
7		HOLE Mari Aase		1.80/5'11"	76/168	309	286	3 AUG 1990						
8		ULVESETH Oda Johanne		1.81/5'11"	62/137	296	286	12 JUL 1993	8	5			13	18.84
9		SKJELBRED Margrethe		1.79/5'10"	73/161	298	280	23 NOV 1993	9		1		10	14.49
10		LUNDE Ingrid		1.80/5'11"	70/154	299	285	1 SEP 1991						
11		ELVEBAKK Hilde		1.80/5'11"	85/187	298	283	28 SEP 1988	25		1		26	37.68
13		GRYDELAND Britt		1.87/6'2"	79/174	297	290	4 JAN 1985	2	2	1		5	7.25

Head Coach FRYDNES Martin Watne

Assistant Coach LISETH Jon Eirik

Results in this  
Universiade

Phase	Opponent	Sets	Points per Set
Preliminary	CAN	0 - 3	21-25, 14-25, 19-25
Preliminary	BRA	0 - 3	20-25, 17-25, 11-25

### HKG - Hong Kg, China

No.	C/L	Name	Shirt Name	Height m / ft in	Weight kg / lbs	Highest Reach		Date of Birth	Tournament Totals				
						Spike cm	Block cm		Spike	Block	Serve	Total	%
1		YEUNG Sau Mei	S.M. YEUNG	1.83/6'0"	62/137	286	277	30 AUG 1985	30	4	1	35	35.71
2		FONG Sze Man	S.M. FONG	1.74/5'9"	71/157	278	268	30 JAN 1990	4			4	4.08
3		KWOK Pui Yiu	P.Y. KWOK	1.73/5'8"	61/134	275	266	20 SEP 1991	2			2	2.04
4		LAM Yee Ting	Y.T. LAM	1.66/5'5"	61/134	272	259	26 DEC 1990	8	1	2	11	11.22
5		TSANG Sze Nga	S.N. TSANG	1.75/5'9"	57/126	279	270	7 MAY 1987	9			9	9.18
6		FONG Sze Long	S.L. FONG	1.67/5'6"	57/126	268	260	30 JAN 1990	5			5	5.10
7	L	CHAN Eu Eu	E.E. CHAN	1.54/5'1"	52/115	250	244	1 OCT 1988					
8		LUNG Tsz Wang	T.W. LUNG	1.70/5'7"	63/139	270	263	23 DEC 1990	9	2	1	12	12.24
9	C	WONG Bo Kwan	B.K. WONG	1.68/5'6"	59/130	261	260	27 JUN 1992					
10		NG Wing Yan	W.Y. NG	1.76/5'9"	61/134	273	268	28 OCT 1989	3	1		4	4.08
11		IP Hoi Lun, Helen	H.L. IP	1.77/5'10"	71/157	273	268	24 OCT 1990	10	5	1	16	16.33


Head Coach KWAN Wing Sang

Assistant Coach YOUNG Kin Keung

Results in this  
Universiade

Phase	Opponent	Sets	Points per Set
Preliminary	THA	0 - 3	9-25, 7-25, 16-25
Preliminary	JPN	0 - 3	12-25, 10-25, 18-25
Preliminary	CHI	1 - 3	27-29, 25-20, 18-25, 17-25

LEGEND			
%	Percent of total team scoring	C	Team Captain
L	Libero Player		

Timing and Results provided by  TISSOT



Match No: 24

**Match Results**  
Результат / Отчет о матче

Match Duration: 2h 02m  
Attendance: 210

**NOR vs HKG**  
1 3

Teams	Sets	1	2	3	4	Total
NOR	1	26	25	22	23	96
HKG	3	28	22	25	25	100
	<b>Playing Time</b>	29m	27m	29m	28m	1h 53m

First Referee: SANMI Yoko (JPN)

Second Referee: KIT WA Sio (MAC)

NOR - Norway								
No	C/L	Name	1	2	3	4	5	Pts
1	L	VOELSTAD Maria Skaardal	L	L	L	L		1
2		SANDANGER Elise	6			5		
3		BORSHEIM Anja Oevregaard				9		1
4	C	SOERDAL Ingvild	2	1	4	1		3
5		WENNEBERG Alicia	4	6	1	4		8
6		ERDAL Ingri Malene	5	4		1		3
7		HOLE Mari Aase						
8		ULVESETH Oda Johanne	1	6	3	6		6
9		SKJELBRED Margrethe	6	5	10	5		8
10		LUNDE Ingrid		4	2			3
11		ELVEBAKK Hilde	3	2	5	2		29
13		GRYDELAND Britt	4	3	6	3		13
<b>Head Coach</b>		FRYDNES Martin Watne						
<b>Assistant Coach</b>		LISETH Jon Eirik						

HKG - Hong Kg, China								
No	C/L	Name	1	2	3	4	5	Pts
1		YEUNG Sau Mei	4	4	4	4		15
2		FONG Sze Man	6	6	6	6		17
3		KWOK Pui Yiu			6			
4		LAM Yee Ting	3	3	3	3		5
5		TSANG Sze Nga	5	5	5	2		13
6		FONG Sze Long	1	1	1	1		2
7	L	CHAN Eu Eu	L	L	L	L		
8		LUNG Tsz Wang	6	6	1	6		6
9	C	WONG Bo Kwan	2	2	2	2		
10		NG Wing Yan	4	4	4	4		2
11		IP Hoi Lun, Helen	2	2	2	2		11
<b>Head Coach</b>		KWAN Wing Sang						
<b>Assistant Coach</b>		YOUNG Kin Keung						

**TEAM AND PLAYER PERFORMANCES**

Won	Total Atts	No Name	Scoring Skills	Won	Total Atts	No Name
<b>61</b>	<b>183</b>	<b>Total Team</b>		<b>47</b>	<b>177</b>	<b>Total Team</b>
26	66	11 ELVEBAKK Hilde	<b>Spike</b>	12	43	2 FONG Sze Man
11	21	13 GRYDELAND Britt		10	30	11 IP Hoi Lun, Helen
8	39	9 SKJELBRED Margrethe		10	37	1 YEUNG Sau Mei
<b>6</b>	<b>54</b>	<b>Total Team</b>	<b>Block</b>	<b>12</b>	<b>59</b>	<b>Total Team</b>
3	16	8 ULVESETH Oda Johanne		4	11	2 FONG Sze Man
2	11	11 ELVEBAKK Hilde		4	19	5 TSANG Sze Nga
1	12	13 GRYDELAND Britt	1	9	11 IP Hoi Lun, Helen	
<b>8</b>	<b>96</b>	<b>Total Team</b>	<b>Serve</b>	<b>12</b>	<b>100</b>	<b>Total Team</b>
2	14	5 WENNEBERG Alicia		4	15	1 YEUNG Sau Mei
2	24	4 SOERDAL Ingvild		3	9	8 LUNG Tsz Wang
1	9	13 GRYDELAND Britt	2	26	4 LAM Yee Ting	
<b>21</b>		<b>Total Team</b>	<b>Opp Error</b>	<b>29</b>		<b>Total Team</b>
<b>96</b>	<b>333</b>	<b>Total Team</b>		<b>Total</b>	<b>100</b>	<b>336</b>
<b>29</b>	<b>88</b>	11 ELVEBAKK Hilde	<b>Best Scorer</b>	<b>17</b>	<b>64</b>	2 FONG Sze Man

**LEGEND**

**Atts** Attempts  
**L** Libero player  
**n** Starting line-up where n = starting position on court (i.e. positions 1 to 6)  
**Opp** Opponent

**C** Team Captain  
**L** Substitute libero  
**nn** Substitute where nn = jersey number of out going player  
**Pts** Points scored

Timing and Results provided by **TISSOT**





Match No: 24

### Match Statistics

статистика

Match Duration: 2h 02m  
Attendance: 210

### NOR vs HKG

1 3

Teams	Sets	1	2	3	4	Total
NOR	1	26	25	22	23	96
HKG	3	28	22	25	25	100
<b>Playing Time</b>		29m	27m	29m	28m	1h 53m

First Referee: SANMI Yoko (JPN)

Second Referee: KIT WA Sio (MAC)

### NOR - Norway

Scoring Spike

<b>Limit</b>
15.00%

Rk	No	Name	Spikes	Faults	Shots	Total Attempts	Eff %
1	11	ELVEBAKK Hilde	26	9	31	66	25.76
	9	SKJELBRED Margrethe	8	12	19	39	
	13	GRYDELAND Britt	11	1	9	21	
	5	WENNEBERG Alicia	6	3	6	15	
	6	ERDAL Ingri Malene	3	2	8	13	
	8	ULVESETH Oda Johanne	3	2	7	12	
	10	LUNDE Ingrid	2	-	9	11	
	4	SOERDAL Ingvild	1	-	4	5	
	1	VOELSTAD Maria Skaardal	1	-	-	1	
	2	SANDANGER Elise	-	-	-	-	
	3	BORSHEIM Anja Oevregaard	-	-	-	-	
	7	HOLE Mari Aase	-	-	-	-	
<b>Team Totals</b>			61	29	93	183	17.49

Scoring Block


Rk	No	Name	Kill Blocks	Faults	Rebounds	Total Attempts	Avg by Set
1	8	ULVESETH Oda Johanne	3	4	9	16	0.75
2	11	ELVEBAKK Hilde	2	4	5	11	0.50
3	13	GRYDELAND Britt	1	2	9	12	0.25
4	4	SOERDAL Ingvild	-	2	3	5	0.00
4	5	WENNEBERG Alicia	-	2	2	4	0.00
4	9	SKJELBRED Margrethe	-	-	2	2	0.00
4	6	ERDAL Ingri Malene	-	2	-	2	0.00
4	10	LUNDE Ingrid	-	2	-	2	0.00
	1	VOELSTAD Maria Skaardal	-	-	-	-	
	2	SANDANGER Elise	-	-	-	-	
	3	BORSHEIM Anja Oevregaard	-	-	-	-	
	7	HOLE Mari Aase	-	-	-	-	
<b>Team Totals</b>			6	18	30	54	1.50

Scoring Service


Rk	No	Name	Aces	Faults	Serve Hits	Total Attempts	Avg by Set
1	4	SOERDAL Ingvild	2	2	20	24	0.50
1	5	WENNEBERG Alicia	2	1	11	14	0.50
3	11	ELVEBAKK Hilde	1	2	8	11	0.25
3	13	GRYDELAND Britt	1	-	8	9	0.25
3	10	LUNDE Ingrid	1	1	5	7	0.25
3	3	BORSHEIM Anja Oevregaard	1	1	1	3	0.25
7	8	ULVESETH Oda Johanne	-	2	15	17	0.00
7	6	ERDAL Ingri Malene	-	-	6	6	0.00
7	9	SKJELBRED Margrethe	-	-	4	4	0.00
7	2	SANDANGER Elise	-	-	1	1	0.00
	1	VOELSTAD Maria Skaardal	-	-	-	-	
	7	HOLE Mari Aase	-	-	-	-	
<b>Team Totals</b>			8	9	79	96	2.00

Team

Opponent Errors & Team Faults	
	21

Timing and Results provided by  TISSOT



Match No: 24

### Match Statistics

статистика

Match Duration: 2h 02m  
Attendance: 210

### NOR vs HKG

1 3

Teams	Sets	1	2	3	4	Total
NOR	1	26	25	22	23	96
HKG	3	28	22	25	25	100
Playing Time		29m	27m	29m	28m	1h 53m

First Referee: SANMI Yoko (JPN)

Second Referee: KIT WA Sio (MAC)

### NOR - Norway

Non-Scoring Dig


Rk	No	Name	Digs	Faults	Receptions	Total Attempts	Avg by Set
1	1	VOELSTAD Maria Skaardal	5	1	12	18	1.25
2	4	SOERDAL Ingvild	3	-	9	12	0.75
3	5	WENNEBERG Alicia	2	2	10	14	0.50
3	6	ERDAL Ingrid Malene	2	4	8	14	0.50
5	11	ELVEBAKK Hilde	1	5	20	26	0.25
5	8	ULVESETH Oda Johanne	1	1	5	7	0.25
5	13	GRYDELAND Britt	1	1	4	6	0.25
5	2	SANDANGER Elise	1	-	1	2	0.25
9	10	LUNDE Ingrid	-	1	8	9	0.00
9	9	SKJELBRED Margrethe	-	-	8	8	0.00
	3	BORSHEIM Anja Oevregaard	-	-	-	-	-
	7	HOLE Mari Aase	-	-	-	-	-
<b>Team Totals</b>			16	15	85	116	4.00

Non-Scoring Set


Rk	No	Name	Running Sets	Faults	Still Sets	Total Attempts	Avg by Set
1	4	SOERDAL Ingvild	47	3	78	128	11.75
2	2	SANDANGER Elise	5	-	4	9	1.25
3	13	GRYDELAND Britt	1	-	7	8	0.25
3	11	ELVEBAKK Hilde	1	-	3	4	0.25
3	10	LUNDE Ingrid	1	-	2	3	0.25
3	6	ERDAL Ingrid Malene	1	-	1	2	0.25
3	9	SKJELBRED Margrethe	1	-	1	2	0.25
8	8	ULVESETH Oda Johanne	-	-	4	4	0.00
8	1	VOELSTAD Maria Skaardal	-	-	3	3	0.00
8	5	WENNEBERG Alicia	-	-	2	2	0.00
	3	BORSHEIM Anja Oevregaard	-	-	-	-	-
	7	HOLE Mari Aase	-	-	-	-	-
<b>Team Totals</b>			57	3	105	165	14.25

Non-Scoring Reception

<b>Limit</b> 25.00%

Rk	No	Name	Excellents	Faults	Serve Receptions	Total Attempts	Succ %
1	11	ELVEBAKK Hilde	3	1	32	36	8.33
2	1	VOELSTAD Maria Skaardal	1	5	19	25	4.00
	10	LUNDE Ingrid	1	-	9	10	
	6	ERDAL Ingrid Malene	1	1	5	7	
	9	SKJELBRED Margrethe	-	1	4	5	
	3	BORSHEIM Anja Oevregaard	-	-	2	2	
	5	WENNEBERG Alicia	-	1	1	2	
	2	SANDANGER Elise	-	-	-	-	
	4	SOERDAL Ingvild	-	-	-	-	
	7	HOLE Mari Aase	-	-	-	-	
	8	ULVESETH Oda Johanne	-	-	-	-	
	13	GRYDELAND Britt	-	-	-	-	
<b>Team Totals</b>			6	9	72	87	6.90



Match No: 24

### Match Statistics

статистика

Match Duration: 2h 02m  
Attendance: 210

### NOR vs HKG

1 3

Teams	Sets	1	2	3	4	Total
NOR	1	26	25	22	23	96
HKG	3	28	22	25	25	100
Playing Time		29m	27m	29m	28m	1h 53m

First Referee: SANMI Yoko (JPN)


Second Referee: KIT WA Sio (MAC)

### HKG - Hong Kg, China


Scoring Spike

Limit
15.00%

Rk	No	Name	Spikes	Faults	Shots	Total Attempts	Eff %
1	11	IP Hoi Lun, Helen	10	3	17	30	23.33
1	2	FONG Sze Man	12	2	29	43	23.26
3	1	YEUNG Sau Mei	10	8	19	37	5.41
	5	TSANG Sze Nga	7	-	10	17	
	6	FONG Sze Long	2	1	13	16	
	8	LUNG Tsz Wang	3	2	11	16	
	4	LAM Yee Ting	2	3	5	10	
	7	CHAN Eu Eu	-	-	4	4	
	10	NG Wing Yan	1	-	2	3	
	3	KWOK Pui Yiu	-	-	1	1	
	9	WONG Bo Kwan	-	-	-	-	
Team Totals			47	19	111	177	15.82

Scoring Block


Rk	No	Name	Kill Blocks	Faults	Rebounds	Total Attempts	Avg by Set
1	5	TSANG Sze Nga	4	4	11	19	1.00
1	2	FONG Sze Man	4	2	5	11	1.00
3	4	LAM Yee Ting	1	6	4	11	0.25
3	11	IP Hoi Lun, Helen	1	2	6	9	0.25
3	1	YEUNG Sau Mei	1	2	1	4	0.25
3	10	NG Wing Yan	1	1	-	2	0.25
7	3	KWOK Pui Yiu	-	-	1	1	0.00
7	6	FONG Sze Long	-	-	1	1	0.00
7	8	LUNG Tsz Wang	-	-	1	1	0.00
	7	CHAN Eu Eu	-	-	-	-	
	9	WONG Bo Kwan	-	-	-	-	
Team Totals			12	17	30	59	3.00

Scoring Service


Rk	No	Name	Aces	Faults	Serve Hits	Total Attempts	Avg by Set
1	1	YEUNG Sau Mei	4	1	10	15	1.00
2	8	LUNG Tsz Wang	3	-	6	9	0.75
3	4	LAM Yee Ting	2	-	24	26	0.50
3	5	TSANG Sze Nga	2	1	14	17	0.50
5	2	FONG Sze Man	1	2	7	10	0.25
6	6	FONG Sze Long	-	1	11	12	0.00
6	11	IP Hoi Lun, Helen	-	-	9	9	0.00
6	3	KWOK Pui Yiu	-	-	1	1	0.00
6	9	WONG Bo Kwan	-	-	1	1	0.00
	7	CHAN Eu Eu	-	-	-	-	
	10	NG Wing Yan	-	-	-	-	
Team Totals			12	5	83	100	3.00

Team
Opponent Errors & Team Faults

Opponent Errors & Team Faults	29
-------------------------------	----



Match No: 24

### Match Statistics

статистика

Match Duration: 2h 02m  
Attendance: 210

### NOR vs HKG


1 3

Teams	Sets	1	2	3	4	Total
NOR	1	26	25	22	23	96
HKG	3	28	22	25	25	100
Playing Time		29m	27m	29m	28m	1h 53m


First Referee: SANMI Yoko (JPN)

Second Referee: KIT WA Sio (MAC)

### HKG - Hong Kg, China

Non-Scoring Dig


Rk	No	Name	Digs	Faults	Receptions	Total Attempts	Avg by Set
1	7	CHAN Eu Eu	7	5	16	28	1.75
2	6	FONG Sze Long	2	8	18	28	0.50
2	4	LAM Yee Ting	2	3	13	18	0.50
2	1	YEUNG Sau Mei	2	4	9	15	0.50
2	5	TSANG Sze Nga	2	-	4	6	0.50
6	2	FONG Sze Man	-	4	10	14	0.00
6	8	LUNG Tsz Wang	-	1	7	8	0.00
6	11	IP Hoi Lun, Helen	-	3	2	5	0.00
	3	KWOK Pui Yiu	-	-	-	-	
	9	WONG Bo Kwan	-	-	-	-	
	10	NG Wing Yan	-	-	-	-	
<b>Team Totals</b>			15	28	79	122	3.75

Non-Scoring Set



Rk	No	Name	Running Sets	Faults	Still Sets	Total Attempts	Avg by Set
1	4	LAM Yee Ting	31	2	72	105	7.75
2	7	CHAN Eu Eu	4	-	11	15	1.00
3	6	FONG Sze Long	2	-	6	8	0.50
4	9	WONG Bo Kwan	1	-	7	8	0.25
4	5	TSANG Sze Nga	1	-	4	5	0.25
4	11	IP Hoi Lun, Helen	1	1	3	5	0.25
4	2	FONG Sze Man	1	-	3	4	0.25
8	1	YEUNG Sau Mei	-	-	2	2	0.00
8	8	LUNG Tsz Wang	-	-	2	2	0.00
	3	KWOK Pui Yiu	-	-	-	-	
	10	NG Wing Yan	-	-	-	-	
<b>Team Totals</b>			41	3	110	154	10.25

Non-Scoring Reception

<b>Limit</b>
<b>25.00%</b>

Rk	No	Name	Excellents	Faults	Serve Receptions	Total Attempts	Succ %
1	6	FONG Sze Long	2	1	27	30	6.67
2	7	CHAN Eu Eu	1	2	26	29	3.45
	2	FONG Sze Man	1	1	13	15	
	1	YEUNG Sau Mei	1	-	3	4	
	8	LUNG Tsz Wang	1	-	3	4	
	3	KWOK Pui Yiu	-	-	-	-	
	4	LAM Yee Ting	-	-	-	-	
	5	TSANG Sze Nga	-	-	-	-	
	9	WONG Bo Kwan	-	-	-	-	
	10	NG Wing Yan	-	-	-	-	
	11	IP Hoi Lun, Helen	-	-	-	-	
<b>Team Totals</b>			6	4	72	82	7.32

LEGEND			
Avg	Eff%	Rk	Succ%
Average	Efficiency	Rank	Success %

Timing and Results provided by  TISSOT



Match No: 25

**Start List**

Стартовый список

**RUS vs TPE**

First Referee: ANTUSAK Jaromir (CZE)

Second Referee: KANG Joo Hee (KOR)

**RUS - Russian Fed.**

No.	C/L	Name	Shirt Name	Height m / ft in	Weight kg / lbs	Highest Reach		Date of Birth	Tournament Totals				
						Spike cm	Block cm		Spike	Block	Serve	Total	%
1		BORODAKOVA-BORISENKO Maria	Borodakova	1.90/6'3"	80/176	301	297	8 MAR 1986	6	7	3	16	9.94
2		SALINA Anastasia	Salina	1.81/5'11"	67/148	295	288	30 DEC 1988		1	2	3	1.86
4		ZARYAZHKO Irina	Zaryazhko	1.96/6'5"	78/172	305	390	4 OCT 1991	13	3	1	17	10.56
5		PASYNKOVA Aleksandra	Pasynkova	1.90/6'3"	75/165	313	305	14 APR 1987	19	6	2	27	16.77
8		GONCHAROVA Natalya	Obmochaeva	1.94/6'4"	75/165	315	306	1 JUN 1989	32	3	3	38	23.60
9		BONDAR Kseniia	Bondar	1.90/6'3"	73/161	305	300	1 FEB 1990	5		1	6	3.73
10	C	PANKOVA Ekaterina	Pankova	1.78/5'10"	64/141	290	285	2 FEB 1990	2			2	1.24
11		CHAPLINA Victoriia	Chaplina	1.88/6'2"	77/170	301	295	23 OCT 1988	21	4	2	27	16.77
14		DIANSKAYA Natalia	Dianskaya	1.92/6'4"	64/141	310	295	7 MAR 1989		1	2	3	1.86
17		MALYKH Natalia	Malykh	1.87/6'2"	65/143	308	297	8 DEC 1993	14	2		16	9.94
19	L	MALOVA Anna	Malova	1.75/5'9"	72/159	286	290	16 APR 1990					
20		SHLYAKHOVAYA Anastasia	Shlyakhovaya	1.92/6'4"	69/152	313	307	5 OCT 1990	2	2	2	6	3.73
<b>Head Coach</b>			MARICHEV Yury			<b>Assistant Coach</b>			KURNOSOV Igor				

Results in this  
 Universiade

Phase	Opponent	Sets	Points per Set
Preliminary	CZE	3 - 0	25-17, 25-17, 25-16
Preliminary	POL	3 - 0	25-16, 25-15, 25-15
Preliminary	USA	3 - 0	25-16, 25-23, 25-19

**TPE - Chinese Taipei**

No.	C/L	Name	Shirt Name	Height m / ft in	Weight kg / lbs	Highest Reach		Date of Birth	Tournament Totals				
						Spike cm	Block cm		Spike	Block	Serve	Total	%
3		CHEN Hsi	CHEN. H.	1.78/5'10"	65/143	275	260	15 MAR 1993					
4		HAN Ping-Ting	HAN. P.T	1.72/5'8"	58/128	270	260	20 JAN 1991	9	1	1	11	6.15
5		LEE Hsin-Jung	LEE. H.J	1.58/5'2"	50/110	250	245	10 NOV 1992					
6		YANG Yi-Chen	YANG. Y.C	1.66/5'5"	60/132	248	243	4 APR 1992	4		7	11	6.15
7	L	CHIEN Chia-Hui	CHIEN. C.H	1.63/5'4"	58/128	266	253	27 FEB 1993	1			1	0.56
8		HSIAO Hsiang-Ling	HSIAO. H.L	1.72/5'8"	63/139	270	269	2 JAN 1993	16	2		18	10.06
10		YIN Yu-Ting	YIN. Y.T	1.68/5'6"	62/137	268	265	14 OCT 1990	23	1	3	27	15.08
11		CHEN Wan-Ting	CHEN. W.T	1.78/5'10"	64/141	274	264	25 NOV 1990	53	2	7	62	34.64
12	C	CHEN Wan-Ching	CHEN. W.C	1.68/5'6"	56/123	268	263	16 JUN 1988	1		1	2	1.12
13		WANG Ai-Shih	WANG. A.S	1.78/5'10"	75/165	276	270	10 OCT 1992	13	3	4	20	11.17
16		WANG Pei-Chen	WANG. P.C	1.70/5'7"	62/137	270	263	22 NOV 1992	5			5	2.79
17		CHEN Yi-Ju	CHEN. Y.J	1.74/5'9"	64/141	248	243	21 DEC 1989	13	7	2	22	12.29
<b>Head Coach</b>			CHANG En-Chung			<b>Assistant Coach</b>			WANG Po-Hua				

Results in this  
 Universiade

Phase	Opponent	Sets	Points per Set
Preliminary	CHN	3 - 0	25-20, 25-21, 27-25
Preliminary	PRK	0 - 3	21-25, 18-25, 10-25
Preliminary	SVK	3 - 2	20-25, 25-14, 21-25, 25-21, 15-12

**LEGEND**

% Percent of total team scoring World Championships    C Team Captain    L Libero Player

Timing and Results provided by TISSOT





Match No: 25

### Match Results

Результат / Отчет о матче

Match Duration: 1h 19m  
 Attendance: 2400

**RUS vs TPE**  
**3 0**

Teams	Sets	1	2	3	Total
RUS	3	25	25	25	75
TPE	0	21	17	22	60
Playing Time		24m	22m	27m	1h 13m

First Referee: ANTUSAK Jaromir (CZE)

Second Referee: KANG Joo Hee (KOR)

RUS - Russian Fed.								
No	C/L	Name	1	2	3	4	5	Pts
1		BORODAKOVA-BORISENKO Maria	5	5	5			6
2		SALINA Anastasia		8				
4		ZARYAZHKO Irina	2	2	2			7
5		PASYNKOVA Aleksandra	4		9			7
8		GONCHAROVA Natalya	3	3	3			13
9		BONDAR Kseniia	5	4	4			3
10	C	PANKOVA Ekaterina	6	6	6			1
11		CHAPLINA Victoriia	1	1	1			15
14		DIANSKAYA Natalia						
17		MALYKH Natalia		10				2
19	L	MALOVA Anna	L	L	L			
20		SHLYAKHOVAYA Anastasia			4			1
Head Coach		MARICHEV Yury						
Assistant Coach		KURNOSOV Igor						

TPE - Chinese Taipei								
No	C/L	Name	1	2	3	4	5	Pts
3		CHEN Hsi		6				1
4		HAN Ping-Ting	2	5	2			12
5		LEE Hsin-Jung	10		8			
6		YANG Yi-Chen	1	12	1			
7	L	CHIEN Chia-Hui	L	L	L			
8		HSIAO Hsiang-Ling		10	5			4
10		YIN Yu-Ting	5	2				5
11		CHEN Wan-Ting	4	4	4			11
12	C	CHEN Wan-Ching	11	1	11			1
13		WANG Ai-Shih	3	3	3			1
16		WANG Pei-Chen	6		6			3
17		CHEN Yi-Ju	6	3	6			3
Head Coach		CHANG En-Chung						
Assistant Coach		WANG Po-Hua						

### TEAM AND PLAYER PERFORMANCES

Won	Total Atts	No Name	Scoring Skills	Won	Total Atts	No Name	
<b>38</b>	<b>87</b>	<b>Total Team</b>		<b>33</b>	<b>104</b>	<b>Total Team</b>	
11	23	11 CHAPLINA Victoriia	Spike	12	22	4 HAN Ping-Ting	
10	28	8 GONCHAROVA Natalya		7	33	11 CHEN Wan-Ting	
7	13	5 PASYNKOVA Aleksandra		4	13	8 HSIAO Hsiang-Ling	
<b>12</b>	<b>51</b>	<b>Total Team</b>	Block	<b>1</b>	<b>37</b>	<b>Total Team</b>	
3	8	8 GONCHAROVA Natalya		1	6	11 CHEN Wan-Ting	
3	11	1 BORODAKOVA-BORISENKO Maria					
2	3	11 CHAPLINA Victoriia	Serve	<b>7</b>	<b>61</b>	<b>Total Team</b>	
5	74	<b>Total Team</b>		3	11	11 CHEN Wan-Ting	
2	14	1 BORODAKOVA-BORISENKO Maria		2	4	10 YIN Yu-Ting	
2	11	11 CHAPLINA Victoriia	1	6	12 CHEN Wan-Ching		
1	6	9 BONDAR Kseniia	Opp Error	<b>19</b>		<b>Total Team</b>	
<b>20</b>		<b>Total Team</b>		Total	<b>60</b>	<b>202</b>	<b>Total Team</b>
<b>75</b>	<b>212</b>	<b>Total Team</b>					
<b>15</b>	<b>37</b>	11 CHAPLINA Victoriia	<b>Best Scorer</b>		<b>12</b>	<b>35</b>	4 HAN Ping-Ting
<b>79 km/h</b>		11 CHAPLINA Victoriia	<b>Fastest Serve</b>	<b>70 km/h</b>		11 CHEN Wan-Ting	

#### LEGEND

Atts Attempts  
 L Libero player  
 [n] Starting line-up where n = starting position on court (i.e. positions 1 to 6)  
 Opp Opponent

C Team Captain  
 [L] Substitute libero  
 [nn] Substitute where nn = jersey number of out going player  
 Pts Points scored

Timing and Results provided by TISSOT



Match No: 25

### Match Statistics

статистика

Match Duration: 1h 19m  
Attendance: 2400

RUS vs TPE  
3 0

Teams	Sets	1	2	3	Total
RUS	3	25	25	25	75
TPE	0	21	17	22	60
	Playing Time	24m	22m	27m	1h 13m

First Referee: ANTUSAK Jaromir (CZE)


Second Referee: KANG Joo Hee (KOR)

### RUS - Russian Fed.


Scoring Spike

Limit 15.00%

Rk	No	Name	Spikes	Faults	Shots	Total Attempts	Eff %
1	11	CHAPLINA Victoriia	11	2	10	23	39.13
2	8	GONCHAROVA Natalya	10	5	13	28	17.86
	5	PASYNKOVA Aleksandra	7	1	5	13	
	9	BONDAR Kseniia	2	-	6	8	
	4	ZARYAZHKO Irina	5	-	2	7	
	17	MALYKH Natalia	2	-	2	4	
	1	BORODAKOVA-BORISENKO Maria	1	-	2	3	
	20	SHLYAKHOVAYA Anastasia	-	-	1	1	
	2	SALINA Anastasia	-	-	-	-	
	10	PANKOVA Ekaterina	-	-	-	-	
	14	DIANSKAYA Natalia	-	-	-	-	
	19	MALOVA Anna	-	-	-	-	
<b>Team Totals</b>			38	8	41	87	34.48

Scoring Block


Rk	No	Name	Kill Blocks	Faults	Rebounds	Total Attempts	Avg by Set
1	1	BORODAKOVA-BORISENKO Maria	3	4	4	11	1.00
1	8	GONCHAROVA Natalya	3	2	3	8	1.00
3	4	ZARYAZHKO Irina	2	5	5	12	0.67
3	11	CHAPLINA Victoriia	2	1	-	3	0.67
5	10	PANKOVA Ekaterina	1	5	3	9	0.33
5	20	SHLYAKHOVAYA Anastasia	1	2	1	4	0.33
7	5	PASYNKOVA Aleksandra	-	2	1	3	0.00
7	9	BONDAR Kseniia	-	1	-	1	0.00
	2	SALINA Anastasia	-	-	-	-	
	14	DIANSKAYA Natalia	-	-	-	-	
	17	MALYKH Natalia	-	-	-	-	
	19	MALOVA Anna	-	-	-	-	
<b>Team Totals</b>			12	22	17	51	4.00

Scoring Service


Rk	No	Name	Aces	Faults	Serve Hits	Total Attempts	Avg by Set
1	1	BORODAKOVA-BORISENKO Maria	2	2	10	14	0.67
1	11	CHAPLINA Victoriia	2	3	6	11	0.67
3	9	BONDAR Kseniia	1	-	5	6	0.33
4	8	GONCHAROVA Natalya	-	3	14	17	0.00
4	4	ZARYAZHKO Irina	-	2	10	12	0.00
4	10	PANKOVA Ekaterina	-	1	6	7	0.00
4	5	PASYNKOVA Aleksandra	-	-	4	4	0.00
4	20	SHLYAKHOVAYA Anastasia	-	1	2	3	0.00
	2	SALINA Anastasia	-	-	-	-	
	14	DIANSKAYA Natalia	-	-	-	-	
	17	MALYKH Natalia	-	-	-	-	
	19	MALOVA Anna	-	-	-	-	
<b>Team Totals</b>			5	12	57	74	1.67

Team

Opponent Errors & Team Faults	20
-------------------------------	----

Timing and Results provided by  TISSOT



Match No: 25

### Match Statistics

статистика

Match Duration: 1h 19m  
Attendance: 2400


RUS vs TPE  
3 0

Teams	Sets	1	2	3	Total
RUS	3	25	25	25	75
TPE	0	21	17	22	60
	Playing Time	24m	22m	27m	1h 13m


First Referee: ANTUSAK Jaromir (CZE)

Second Referee: KANG Joo Hee (KOR)

### RUS - Russian Fed.

Non-Scoring Dig


Rk	No	Name	Digs	Faults	Receptions	Total Attempts	Avg by Set
1	19	MALOVA Anna	10	2	3	15	3.33
2	4	ZARYAZHKO Irina	3	-	-	3	1.00
3	1	BORODAKOVA-BORISENKO Maria	2	2	4	8	0.67
3	11	CHAPLINA Victoriia	2	1	4	7	0.67
5	10	PANKOVA Ekaterina	1	2	3	6	0.33
5	8	GONCHAROVA Natalya	1	1	3	5	0.33
5	5	PASYNKOVA Aleksandra	1	-	2	3	0.33
8	9	BONDAR Kseniia	-	1	3	4	0.00
8	2	SALINA Anastasia	-	1	-	1	0.00
	14	DIANSKAYA Natalia	-	-	-	-	-
	17	MALYKH Natalia	-	-	-	-	-
	20	SHLYAKHOVAYA Anastasia	-	-	-	-	-
<b>Team Totals</b>			20	10	22	52	6.67

Non-Scoring Set


Rk	No	Name	Running Sets	Faults	Still Sets	Total Attempts	Avg by Set
1	10	PANKOVA Ekaterina	30	-	32	62	10.00
2	2	SALINA Anastasia	2	-	3	5	0.67
2	1	BORODAKOVA-BORISENKO Maria	2	-	2	4	0.67
4	4	ZARYAZHKO Irina	1	-	1	2	0.33
5	8	GONCHAROVA Natalya	-	-	2	2	0.00
5	9	BONDAR Kseniia	-	-	1	1	0.00
5	11	CHAPLINA Victoriia	-	-	1	1	0.00
5	17	MALYKH Natalia	-	-	1	1	0.00
5	19	MALOVA Anna	-	-	1	1	0.00
	5	PASYNKOVA Aleksandra	-	-	-	-	-
	14	DIANSKAYA Natalia	-	-	-	-	-
	20	SHLYAKHOVAYA Anastasia	-	-	-	-	-
<b>Team Totals</b>			35		44	79	11.67

Non-Scoring Reception

<b>Limit</b> 25.00%

Rk	No	Name	Excellents	Faults	Serve Receptions	Total Attempts	Succ %
1	19	MALOVA Anna	7	-	7	14	50.00
2	5	PASYNKOVA Aleksandra	7	1	7	15	46.67
3	11	CHAPLINA Victoriia	3	5	7	15	20.00
	9	BONDAR Kseniia	4	1	7	12	
	1	BORODAKOVA-BORISENKO Maria	-	-	-	-	
	2	SALINA Anastasia	-	-	-	-	
	4	ZARYAZHKO Irina	-	-	-	-	
	8	GONCHAROVA Natalya	-	-	-	-	
	10	PANKOVA Ekaterina	-	-	-	-	
	14	DIANSKAYA Natalia	-	-	-	-	
	17	MALYKH Natalia	-	-	-	-	
	20	SHLYAKHOVAYA Anastasia	-	-	-	-	
<b>Team Totals</b>			21	7	28	56	37.50



Match No: 25

### Match Statistics

статистика

Match Duration: 1h 19m  
Attendance: 2400

RUS vs TPE  
3 0

Teams	Sets	1	2	3	Total
RUS	3	25	25	25	75
TPE	0	21	17	22	60
	Playing Time	24m	22m	27m	1h 13m

First Referee: ANTUSAK Jaromir (CZE)


Second Referee: KANG Joo Hee (KOR)

### TPE - Chinese Taipei


Scoring Spike

Limit 15.00%

Rk	No	Name	Spikes	Faults	Shots	Total Attempts	Eff %
1	4	HAN Ping-Ting	12	3	7	22	40.91
	11	CHEN Wan-Ting	7	9	17	33	
	8	HSIAO Hsiang-Ling	4	2	7	13	
	10	YIN Yu-Ting	3	6	3	12	
	16	WANG Pei-Chen	3	1	4	8	
	17	CHEN Yi-Ju	2	2	3	7	
	13	WANG Ai-Shih	1	-	3	4	
	3	CHEN Hsi	1	1	2	4	
	6	YANG Yi-Chen	-	-	1	1	
	5	LEE Hsin-Jung	-	-	-	-	
	7	CHIEN Chia-Hui	-	-	-	-	
	12	CHEN Wan-Ching	-	-	-	-	
<b>Team Totals</b>			33	24	47	104	8.65

Scoring Block


Rk	No	Name	Kill Blocks	Faults	Rebounds	Total Attempts	Avg by Set
1	11	CHEN Wan-Ting	1	2	3	6	0.33
2	13	WANG Ai-Shih	-	7	2	9	0.00
2	17	CHEN Yi-Ju	-	6	1	7	0.00
2	3	CHEN Hsi	-	1	2	3	0.00
2	4	HAN Ping-Ting	-	1	2	3	0.00
2	6	YANG Yi-Chen	-	3	-	3	0.00
2	8	HSIAO Hsiang-Ling	-	3	-	3	0.00
2	10	YIN Yu-Ting	-	-	1	1	0.00
2	12	CHEN Wan-Ching	-	-	1	1	0.00
2	16	WANG Pei-Chen	-	1	-	1	0.00
	5	LEE Hsin-Jung	-	-	-	-	
	7	CHIEN Chia-Hui	-	-	-	-	
<b>Team Totals</b>			1	24	12	37	0.33

Scoring Service


Rk	No	Name	Aces	Faults	Serve Hits	Total Attempts	Avg by Set
1	11	CHEN Wan-Ting	3	-	8	11	1.00
2	10	YIN Yu-Ting	2	1	1	4	0.67
3	17	CHEN Yi-Ju	1	-	8	9	0.33
3	12	CHEN Wan-Ching	1	-	5	6	0.33
5	4	HAN Ping-Ting	-	-	10	10	0.00
5	13	WANG Ai-Shih	-	1	7	8	0.00
5	6	YANG Yi-Chen	-	-	5	5	0.00
5	8	HSIAO Hsiang-Ling	-	1	4	5	0.00
5	3	CHEN Hsi	-	-	1	1	0.00
5	5	LEE Hsin-Jung	-	-	1	1	0.00
5	16	WANG Pei-Chen	-	1	-	1	0.00
	7	CHIEN Chia-Hui	-	-	-	-	
<b>Team Totals</b>			7	4	50	61	2.33

Team

Opponent Errors & Team Faults	19
-------------------------------	----

Timing and Results provided by  TISSOT



Match No: 25

### Match Statistics

статистика

Match Duration: 1h 19m  
Attendance: 2400


RUS vs TPE  
3 0

Teams	Sets	1	2	3	Total
RUS	3	25	25	25	75
TPE	0	21	17	22	60
Playing Time		24m	22m	27m	1h 13m


First Referee: ANTUSAK Jaromir (CZE)

Second Referee: KANG Joo Hee (KOR)

### TPE - Chinese Taipei

Non-Scoring Dig


Rk	No	Name	Digs	Faults	Receptions	Total Attempts	Avg by Set
1	7	CHIEN Chia-Hui	4	2	6	12	1.33
2	4	HAN Ping-Ting	3	2	5	10	1.00
2	8	HSIAO Hsiang-Ling	3	1	-	4	1.00
4	12	CHEN Wan-Ching	1	-	5	6	0.33
4	11	CHEN Wan-Ting	1	1	4	6	0.33
4	10	YIN Yu-Ting	1	2	2	5	0.33
4	17	CHEN Yi-Ju	1	-	3	4	0.33
4	3	CHEN Hsi	1	1	-	2	0.33
9	6	YANG Yi-Chen	-	3	6	9	0.00
9	5	LEE Hsin-Jung	-	-	3	3	0.00
9	13	WANG Ai-Shih	-	-	2	2	0.00
9	16	WANG Pei-Chen	-	-	1	1	0.00
<b>Team Totals</b>			15	12	37	64	5.00

Non-Scoring Set


Rk	No	Name	Running Sets	Faults	Still Sets	Total Attempts	Avg by Set
1	6	YANG Yi-Chen	15	-	33	48	5.00
2	12	CHEN Wan-Ching	10	1	16	27	3.33
3	13	WANG Ai-Shih	3	-	-	3	1.00
4	7	CHIEN Chia-Hui	1	-	7	8	0.33
4	4	HAN Ping-Ting	1	-	4	5	0.33
4	17	CHEN Yi-Ju	1	1	1	3	0.33
4	5	LEE Hsin-Jung	1	-	-	1	0.33
8	11	CHEN Wan-Ting	-	-	2	2	0.00
8	3	CHEN Hsi	-	-	1	1	0.00
8	8	HSIAO Hsiang-Ling	-	-	1	1	0.00
8	16	WANG Pei-Chen	-	-	1	1	0.00
	10	YIN Yu-Ting	-	-	-	-	-
<b>Team Totals</b>			32	2	66	100	10.67

Non-Scoring Reception

<b>Limit</b> 25.00%

Rk	No	Name	Excellents	Faults	Serve Receptions	Total Attempts	Succ %
1	4	HAN Ping-Ting	9	3	7	19	47.37
2	7	CHIEN Chia-Hui	4	-	10	14	28.57
3	8	HSIAO Hsiang-Ling	5	2	12	19	26.32
	10	YIN Yu-Ting	1	-	8	9	-
	3	CHEN Hsi	-	-	-	-	-
	5	LEE Hsin-Jung	-	-	-	-	-
	6	YANG Yi-Chen	-	-	-	-	-
	11	CHEN Wan-Ting	-	-	-	-	-
	12	CHEN Wan-Ching	-	-	-	-	-
	13	WANG Ai-Shih	-	-	-	-	-
	16	WANG Pei-Chen	-	-	-	-	-
	17	CHEN Yi-Ju	-	-	-	-	-
<b>Team Totals</b>			19	5	37	61	31.15

LEGEND Avg Average Eff% Efficiency Rk Rank Succ% Success %

Timing and Results provided by  TISSOT





# Result Book

27th Summer Universiade in Kazan 2013



## Volleyball

Women's Semifinals





Match No: 33

### Start List

Стартовый список

## PRK vs JPN

First Referee: JASINSKI Dariusz (POL)

Second Referee: PICANCO Paulo (BRA)

### PRK - DPR Korea

No.	C/L	Name	Shirt Name	Height m / ft in	Weight kg / lbs	Highest Reach		Date of Birth	Tournament Totals				
						Spike cm	Block cm		Spike	Block	Serve	Total	%
1		KIM Un Jong	K. UN JONG	1.82/6'0"	67/148	272	254	2 JUL 1991	13	6	6	25	10.73
2		KIM Yong Mi	K. YONG MI	1.76/5'9"	66/146	261	246	14 NOV 1992	4			4	1.72
3		JONG Jin Sim	J. JIN SIM	1.82/6'0"	70/154	277	257	1 FEB 1992	81	1	11	93	39.91
5		HAN Ok Sim	H. OK SIM	1.81/5'11"	66/146	267	253	1 OCT 1991	15	1	5	21	9.01
6	C	MIN Ok Ju	M. OK JU	1.76/5'9"	65/143	261	247	2 SEP 1990	5	3	6	14	6.01
7		RI Sun Jong	R. SUN JONG	1.76/5'9"	63/139	266	246	19 MAY 1990	14	5	5	24	10.30
8	L	RO Un Yong	R. UN YONG	1.74/5'9"	66/146	254	242	23 SEP 1994					
9		RI Pom Hui	R. POM HUI	1.74/5'9"	70/154	259	244	16 APR 1991	42		6	48	20.60
10		KANG Suk Gyong	K. SUK GYONG	1.75/5'9"	67/148	265	250	18 OCT 1993					
12		PAK Yon Suk	P. YON SUK	1.70/5'7"	67/148	250	240	13 JUN 1986	2	1	1	4	1.72
13	L	JONG Song Hui	J. SONG HUI	1.70/5'7"	60/132	255	240	30 NOV 1992					
<b>Head Coach</b> KANG Ok Sun				<b>Assistant Coach</b> JANG Kyong Su									

#### Results in this Universiade

Phase	Opponent	Sets	Points per Set
Preliminary	SVK	3 - 0	25-14, 25-15, 25-17
Preliminary	TPE	3 - 0	25-21, 25-18, 25-10
Preliminary	CHN	3 - 0	25-16, 25-17, 25-21
Quarterfinals	POL	1 - 3	25-14, 21-25, 21-25, 18-25


### JPN - Japan

No.	C/L	Name	Shirt Name	Height m / ft in	Weight kg / lbs	Highest Reach		Date of Birth	Tournament Totals				
						Spike cm	Block cm		Spike	Block	Serve	Total	%
1	L	SATO Arisa	SATO	1.64/5'5"	48/106	270	230	18 JUL 1989					
2	C	YAMAGUCHI Kaname	YAMAGUCHI	1.70/5'7"	72/159	293	271	6 NOV 1989	7	2	1	10	4.37
3		OUMI Akari	OUMI	1.71/5'7"	64/141	297	276	10 NOV 1989	30	2	5	37	16.16
4		YOSHIMURA Shiho	YOSHIMURA	1.68/5'6"	68/150	292	275	13 DEC 1989					
5		NAKAMURA Ayumi	NAKAMURA	1.77/5'10"	70/154	299	280	29 AUG 1990	43	4	3	50	21.83
6		OKUMURA Mai	OKUMURA	1.77/5'10"	67/148	300	280	31 OCT 1990	21	8		29	12.66
7		YAMAGISHI Akane	YAMAGISHI	1.64/5'5"	55/121	283	263	8 JAN 1991					
8		HATTORI Ayuka	HATTORI	1.79/5'10"	63/139	296	293	1 OCT 1987	4	1		5	2.18
9		YATAKA Naoko	YATAKA	1.76/5'9"	67/148	296	278	4 DEC 1991	14	4		18	7.86
10		TANAKA Misaki	TANAKA	1.73/5'8"	65/143	285	273	28 DEC 1991		2	1	3	1.31
11		TERAI Yumi	TERAI	1.81/5'11"	70/154	305	285	31 MAR 1992	15	4	2	21	9.17
12		IMAMURA Yuka	IMAMURA	1.75/5'9"	72/159	293	288	2 SEP 1993	48	3	5	56	24.45
<b>Head Coach</b> NAKANISHI Yasumi				<b>Assistant Coach</b> FUJII Masahiro									

#### Results in this Universiade

Phase	Opponent	Sets	Points per Set
Preliminary	CHI	3 - 0	25-13, 25-14, 25-8
Preliminary	HKG	3 - 0	25-12, 25-10, 25-18
Preliminary	THA	0 - 3	26-28, 26-28, 20-25
Quarterfinals	BRA	1 - 3	21-25, 16-25, 25-18, 26-28

LEGEND			
%	Percent of total team scoring	C	Team Captain
L	Libero Player		

Timing and Results provided by  TISSOT



Match No: 33

### Match Results

Результат / Отчет о матче

Match Duration: 1h 03m  
Attendance: 580

**PRK vs JPN**  
0 3

Teams	Sets	1	2	3	Total
PRK	0	8	7	15	30
JPN	3	25	25	25	75
Playing Time		17m	18m	22m	57m

First Referee: JASINSKI Dariusz (POL)

Second Referee: PICANCO Paulo (BRA)

PRK - DPR Korea								
No	C/L	Name	1	2	3	4	5	Pts
1		KIM Un Jong	2	3	3			3
2		KIM Yong Mi	1	2	4			1
3		JONG Jin Sim	6					
5		HAN Ok Sim		4				1
6	C	MIN Ok Ju	3	1	1			
7		RI Sun Jong	5	6	6			2
8	L	RO Un Yong		L				
9		RI Pom Hui	4	5	5			7
10		KANG Suk Gyong	3	2	2			7
12		PAK Yon Suk						
13	L	JONG Song Hui	L	L	L			
Head Coach		KANG Ok Sun						
Assistant Coach		JANG Kyong Su						

JPN - Japan								
No	C/L	Name	1	2	3	4	5	Pts
1	L	SATO Arisa	L	L	L			
2	C	YAMAGUCHI Kaname	1	1	1			1
3		OUMI Akari	5	5	5			11
4		YOSHIMURA Shiho						
5		NAKAMURA Ayumi	4	4	4			18
6		OKUMURA Mai	3	3	3			9
7		YAMAGISHI Akane		12				2
8		HATTORI Ayuka				12		1
9		YATAKA Naoko	6	6	6			12
10		TANAKA Misaki				5		
11		TERAI Yumi				2		1
12		IMAMURA Yuka	2	2	2			11
Head Coach		NAKANISHI Yasumi						
Assistant Coach		FUJII Masahiro						

### TEAM AND PLAYER PERFORMANCES

Won	Total Atts	No Name	Scoring Skills	Won	Total Atts	No Name
20	100	Total Team	Spike	49	88	Total Team
7	23	9 RI Pom Hui		14	24	5 NAKAMURA Ayumi
6	20	10 KANG Suk Gyong		11	21	12 IMAMURA Yuka
3	16	1 KIM Un Jong	Block	9	21	3 OUMI Akari
	24	Total Team		9	47	Total Team
				3	8	9 YATAKA Naoko
1	31	Total Team	Serve	3	12	6 OKUMURA Mai
1	9	10 KANG Suk Gyong		2	10	5 NAKAMURA Ayumi
				8	74	Total Team
			Opp Error	2	6	7 YAMAGISHI Akane
9		Total Team		2	8	5 NAKAMURA Ayumi
30	155	Total Team		1	16	2 YAMAGUCHI Kaname
7	27	9 RI Pom Hui	Total	9		Total Team
				75	209	Total Team
			Best Scorer	18	42	5 NAKAMURA Ayumi

LEGEND			
Atts	Attempts	C	Team Captain
L	Libero player	L	Substitute libero
n	Starting line-up where n = starting position on court (i.e. positions 1 to 6)	nn	Substitute where nn = jersey number of out going player
Opp	Opponent	Pts	Points scored

Timing and Results provided by TISSOT



Match No: 33

Match Statistics  
статистика

Match Duration: 1h 03m  
Attendance: 580

PRK vs JPN  
0 3

Teams	Sets	1	2	3	Total
PRK	0	8	7	15	30
JPN	3	25	25	25	75
	Playing Time	17m	18m	22m	57m

First Referee: JASINSKI Dariusz (POL)


Second Referee: PICANCO Paulo (BRA)

PRK - DPR Korea


Scoring Spike

Limit 15.00%

Rk	No	Name	Spikes	Faults	Shots	Total Attempts	Eff %
1	9	RI Pom Hui	7	4	12	23	13.04
1	1	KIM Un Jong	3	1	12	16	12.50
3	10	KANG Suk Gyong	6	4	10	20	10.00
	2	KIM Yong Mi	1	3	12	16	
	7	RI Sun Jong	2	1	9	12	
	5	HAN Ok Sim	1	1	3	5	
	6	MIN Ok Ju	-	-	3	3	
	3	JONG Jin Sim	-	1	2	3	
	8	RO Un Yong	-	-	1	1	
	13	JONG Song Hui	-	-	1	1	
	12	PAK Yon Suk	-	-	-	-	
<b>Team Totals</b>			20	15	65	100	5.00

Scoring Block


Rk	No	Name	Kill Blocks	Faults	Rebounds	Total Attempts	Avg by Set
1	1	KIM Un Jong	-	5	4	9	0.00
1	7	RI Sun Jong	-	3	4	7	0.00
1	2	KIM Yong Mi	-	1	3	4	0.00
1	10	KANG Suk Gyong	-	1	1	2	0.00
1	3	JONG Jin Sim	-	-	1	1	0.00
1	6	MIN Ok Ju	-	-	1	1	0.00
	5	HAN Ok Sim	-	-	-	-	
	8	RO Un Yong	-	-	-	-	
	9	RI Pom Hui	-	-	-	-	
	12	PAK Yon Suk	-	-	-	-	
	13	JONG Song Hui	-	-	-	-	
<b>Team Totals</b>				10	14	24	0.00

Scoring Service


Rk	No	Name	Aces	Faults	Serve Hits	Total Attempts	Avg by Set
1	10	KANG Suk Gyong	1	-	8	9	0.33
2	1	KIM Un Jong	-	-	5	5	0.00
2	6	MIN Ok Ju	-	1	4	5	0.00
2	9	RI Pom Hui	-	-	4	4	0.00
2	7	RI Sun Jong	-	1	3	4	0.00
2	2	KIM Yong Mi	-	-	3	3	0.00
2	5	HAN Ok Sim	-	-	1	1	0.00
	3	JONG Jin Sim	-	-	-	-	
	8	RO Un Yong	-	-	-	-	
	12	PAK Yon Suk	-	-	-	-	
	13	JONG Song Hui	-	-	-	-	
<b>Team Totals</b>			1	2	28	31	0.33

Team
Opponent Errors & Team Faults

Opponent Errors & Team Faults	9	1
-------------------------------	---	---





Match No: 33

### Match Statistics

статистика

Match Duration: 1h 03m  
Attendance: 580


PRK vs JPN  
0 3

Teams	Sets	1	2	3	Total
PRK	0	8	7	15	30
JPN	3	25	25	25	75
	Playing Time	17m	18m	22m	57m


First Referee: JASINSKI Dariusz (POL)

Second Referee: PICANCO Paulo (BRA)

### PRK - DPR Korea

Non-Scoring Dig


Rk	No	Name	Digs	Faults	Receptions	Total Attempts	Avg by Set
1	13	JONG Song Hui	3	6	6	15	1.00
2	6	MIN Ok Ju	2	1	8	11	0.67
2	9	RI Pom Hui	2	1	7	10	0.67
4	2	KIM Yong Mi	1	4	5	10	0.33
4	10	KANG Suk Gyong	1	3	4	8	0.33
6	1	KIM Un Jong	-	3	2	5	0.00
6	8	RO Un Yong	-	2	-	2	0.00
6	3	JONG Jin Sim	-	-	1	1	0.00
6	7	RI Sun Jong	-	-	1	1	0.00
	5	HAN Ok Sim	-	-	-	-	-
	12	PAK Yon Suk	-	-	-	-	-
<b>Team Totals</b>			9	20	34	63	3.00

Non-Scoring Set


Rk	No	Name	Running Sets	Faults	Still Sets	Total Attempts	Avg by Set
1	6	MIN Ok Ju	17	1	57	75	5.67
2	1	KIM Un Jong	2	-	4	6	0.67
3	2	KIM Yong Mi	1	-	4	5	0.33
4	5	HAN Ok Sim	-	-	2	2	0.00
4	7	RI Sun Jong	-	-	2	2	0.00
4	10	KANG Suk Gyong	-	-	2	2	0.00
4	8	RO Un Yong	-	-	1	1	0.00
4	9	RI Pom Hui	-	-	1	1	0.00
4	13	JONG Song Hui	-	-	1	1	0.00
	3	JONG Jin Sim	-	-	-	-	-
	12	PAK Yon Suk	-	-	-	-	-
<b>Team Totals</b>			20	1	74	95	6.67

Non-Scoring Reception

<b>Limit</b>
<b>25.00%</b>

Rk	No	Name	Excellents	Faults	Serve Receptions	Total Attempts	Succ %
1	9	RI Pom Hui	4	1	12	17	23.53
	13	JONG Song Hui	7	-	9	16	
	2	KIM Yong Mi	4	1	8	13	
	10	KANG Suk Gyong	2	3	5	10	
	3	JONG Jin Sim	2	-	4	6	
	5	HAN Ok Sim	-	1	3	4	
	8	RO Un Yong	-	-	2	2	
	1	KIM Un Jong	-	-	-	-	
	6	MIN Ok Ju	-	-	-	-	
	7	RI Sun Jong	-	-	-	-	
	12	PAK Yon Suk	-	-	-	-	
<b>Team Totals</b>			19	6	43	68	27.94





Match No: 33

### Match Statistics

статистика

Match Duration: 1h 03m  
Attendance: 580

PRK vs JPN  
0 3

Teams	Sets	1	2	3	Total
PRK	0	8	7	15	30
JPN	3	25	25	25	75
	Playing Time	17m	18m	22m	57m

First Referee: JASINSKI Dariusz (POL)

Second Referee: PICANCO Paulo (BRA)

### JPN - Japan

Scoring Spike

Limit 15.00%

Rk	No	Name	Spikes	Faults	Shots	Total Attempts	Eff %
1	5	NAKAMURA Ayumi	14	1	9	24	54.17
2	12	IMAMURA Yuka	11	1	9	21	47.62
3	3	OUMI Akari	9	2	10	21	33.33
	9	YATAKA Naoko	8	1	4	13	
	6	OKUMURA Mai	5	-	2	7	
	8	HATTORI Ayuka	1	-	-	1	
	11	TERAI Yumi	1	-	-	1	
	1	SATO Arisa	-	-	-	-	
	2	YAMAGUCHI Kaname	-	-	-	-	
	4	YOSHIMURA Shiho	-	-	-	-	
	7	YAMAGISHI Akane	-	-	-	-	
	10	TANAKA Misaki	-	-	-	-	
<b>Team Totals</b>			49	5	34	88	50.00

Scoring Block



Rk	No	Name	Kill Blocks	Faults	Rebounds	Total Attempts	Avg by Set
1	6	OKUMURA Mai	3	3	6	12	1.00
1	9	YATAKA Naoko	3	-	5	8	1.00
3	5	NAKAMURA Ayumi	2	4	4	10	0.67
4	3	OUMI Akari	1	-	4	5	0.33
5	2	YAMAGUCHI Kaname	-	1	7	8	0.00
5	12	IMAMURA Yuka	-	-	3	3	0.00
5	11	TERAI Yumi	-	-	1	1	0.00
	1	SATO Arisa	-	-	-	-	
	4	YOSHIMURA Shiho	-	-	-	-	
	7	YAMAGISHI Akane	-	-	-	-	
	8	HATTORI Ayuka	-	-	-	-	
	10	TANAKA Misaki	-	-	-	-	
<b>Team Totals</b>			9	8	30	47	3.00

Scoring Service


Rk	No	Name	Aces	Faults	Serve Hits	Total Attempts	Avg by Set
1	5	NAKAMURA Ayumi	2	1	5	8	0.67
1	7	YAMAGISHI Akane	2	-	4	6	0.67
3	2	YAMAGUCHI Kaname	1	-	15	16	0.33
3	3	OUMI Akari	1	1	13	15	0.33
3	6	OKUMURA Mai	1	-	6	7	0.33
3	9	YATAKA Naoko	1	1	5	7	0.33
7	12	IMAMURA Yuka	-	-	14	14	0.00
7	10	TANAKA Misaki	-	-	1	1	0.00
	1	SATO Arisa	-	-	-	-	
	4	YOSHIMURA Shiho	-	-	-	-	
	8	HATTORI Ayuka	-	-	-	-	
	11	TERAI Yumi	-	-	-	-	
<b>Team Totals</b>			8	3	63	74	2.67

Team

Opponent Errors & Team Faults	
	9

Timing and Results provided by  TISSOT



Match No: 33

### Match Statistics

статистика

Match Duration: 1h 03m  
Attendance: 580

PRK vs JPN  
0 3

Teams	Sets	1	2	3	Total
PRK	0	8	7	15	30
JPN	3	25	25	25	75
	Playing Time	17m	18m	22m	57m

First Referee: JASINSKI Dariusz (POL)

Second Referee: PICANCO Paulo (BRA)

### JPN - Japan

Non-Scoring Dig


Rk	No	Name	Digs	Faults	Receptions	Total Attempts	Avg by Set
1	1	SATO Arisa	5	-	8	13	1.67
2	2	YAMAGUCHI Kaname	3	1	8	12	1.00
2	5	NAKAMURA Ayumi	3	2	6	11	1.00
4	3	OUMI Akari	2	2	10	14	0.67
5	12	IMAMURA Yuka	1	-	12	13	0.33
5	7	YAMAGISHI Akane	1	-	-	1	0.33
7	9	YATAKA Naoko	-	-	2	2	0.00
7	6	OKUMURA Mai	-	-	1	1	0.00
7	10	TANAKA Misaki	-	-	1	1	0.00
7	11	TERAI Yumi	-	1	-	1	0.00
	4	YOSHIMURA Shiho	-	-	-	-	-
	8	HATTORI Ayuka	-	-	-	-	-
<b>Team Totals</b>			15	6	48	69	5.00

Non-Scoring Set



Rk	No	Name	Running Sets	Faults	Still Sets	Total Attempts	Avg by Set
1	2	YAMAGUCHI Kaname	37	1	25	63	12.33
2	1	SATO Arisa	3	-	5	8	1.00
2	3	OUMI Akari	3	-	2	5	1.00
4	10	TANAKA Misaki	2	-	1	3	0.67
5	6	OKUMURA Mai	1	-	2	3	0.33
5	7	YAMAGISHI Akane	1	-	1	2	0.33
7	9	YATAKA Naoko	-	-	1	1	0.00
7	12	IMAMURA Yuka	-	-	1	1	0.00
	4	YOSHIMURA Shiho	-	-	-	-	-
	5	NAKAMURA Ayumi	-	-	-	-	-
	8	HATTORI Ayuka	-	-	-	-	-
	11	TERAI Yumi	-	-	-	-	-
<b>Team Totals</b>			47	1	38	86	15.67

Non-Scoring Reception

<b>Limit</b> 25.00%

Rk	No	Name	Excellents	Faults	Serve Receptions	Total Attempts	Succ %
	12	IMAMURA Yuka	6	-	5	11	
	1	SATO Arisa	2	-	7	9	
	3	OUMI Akari	2	-	3	5	
	5	NAKAMURA Ayumi	1	1	1	3	
	6	OKUMURA Mai	1	-	-	1	
	2	YAMAGUCHI Kaname	-	-	-	-	
	4	YOSHIMURA Shiho	-	-	-	-	
	7	YAMAGISHI Akane	-	-	-	-	
	8	HATTORI Ayuka	-	-	-	-	
	9	YATAKA Naoko	-	-	-	-	
	10	TANAKA Misaki	-	-	-	-	
	11	TERAI Yumi	-	-	-	-	
<b>Team Totals</b>			12	1	16	29	41.38

LEGEND Avg Average Eff% Efficiency Rk Rank Succ% Success %

Timing and Results provided by  TISSOT



Match No: 29

### Start List

Стартовый список

## USA vs NOR

First Referee: CHUNG Shu-Fang (TPE)

Second Referee: MICHLIC Agnieszka (POL)

### USA - United States

No.	C/L	Name	Shirt Name	Height m / ft in	Weight kg / lbs	Highest Reach		Date of Birth	Tournament Totals					
						Spike cm	Block cm		Spike	Block	Serve	Total	%	
2		MADONIA Gina	MADONIA	1.75/5'9"	61/134	280	275	28 JAN 1993						
3		KEATING Chelsea	KEATING	1.85/6'1"	80/176	305	299	20 JUL 1992	19	6	5	30	19.48	
4	L	MCCARTY Tristan	MCCARTY	1.78/5'10"	68/150	285	280	23 DEC 1991						
5		SHURBET Bailey	SHURBET	1.78/5'10"	65/143	287	283	5 OCT 1994						
6	C	BRAND Katie	BRAND	1.85/6'1"	77/170	299	297	13 APR 1994	3	6	4	13	8.44	
7		COOK Courtney	COOK	1.82/6'0"	70/154	299	297	26 JAN 1992	2			2	1.30	
9		REININGER Katherine	REININGER	1.85/6'1"	75/165	302	299	31 AUG 1994	3	1		4	2.60	
14		JOHNSON Taylor	JOHNSON	1.82/6'0"	77/170	307	302	24 AUG 1992	11	8	1	20	12.99	
15		LANGHAIM Brookelyn	LANGHAIM	1.92/6'4"	77/170	305	299	30 JAN 1995						
16		KAUFMAN Dakota	KAUFMAN	1.85/6'1"	74/163	305	302	16 MAY 1992	22	4	2	28	18.18	
17		PELGER Kaitlynn	PELGER	1.88/6'2"	69/152	299	297	28 MAY 1992	23	5	3	31	20.13	
18		TRAXSON Courtney	TRAXSON	1.85/6'1"	71/157	305	299	4 MAR 1992	18	5	3	26	16.88	
<b>Head Coach</b> FRITZ Susan				<b>Assistant Coach</b> HULSMAYER Jeffery										

#### Results in this Universiade

Phase	Opponent	Sets	Points per Set
Preliminary	POL	0 - 3	17-25, 14-25, 20-25
Preliminary	CZE	0 - 3	14-25, 25-27, 14-25
Preliminary	RUS	0 - 3	16-25, 23-25, 19-25
Quarterfinals (9-16)	SVK	0 - 3	10-25, 18-25, 19-25


### NOR - Norway

No.	C/L	Name	Shirt Name	Height m / ft in	Weight kg / lbs	Highest Reach		Date of Birth	Tournament Totals				
						Spike cm	Block cm		Spike	Block	Serve	Total	%
1	L	VOELSTAD Maria Skaardal		1.60/5'3"	54/119	261	245	12 JUN 1994	1			1	0.69
2		SANDANGER Elise		1.67/5'6"	59/130	270	255	20 MAR 1988			1	1	0.69
3		BORSHEIM Anja Oevregaard		1.72/5'8"	64/141	289	278	14 DEC 1989			2	2	1.39
4	C	SOERDAL Ingvild		1.70/5'7"	68/150	287	275	27 MAR 1987	3	2	3	8	5.56
5		WENNEBERG Alicia		1.75/5'9"	67/148	290	271	1 SEP 1993	6		2	8	5.56
6		ERDAL Ingrid Malene		1.74/5'9"	63/139	292	275	5 APR 1987	11			11	7.64
7		HOLE Mari Aase		1.80/5'11"	76/168	309	286	3 AUG 1990					
8		ULVESETH Oda Johanne		1.81/5'11"	62/137	296	286	12 JUL 1993	11	8		19	13.19
9		SKJELBRED Margrethe		1.79/5'10"	73/161	298	280	23 NOV 1993	17		1	18	12.50
10		LUNDE Ingrid		1.80/5'11"	70/154	299	285	1 SEP 1991	2		1	3	2.08
11		ELVEBAKK Hilde		1.80/5'11"	85/187	298	283	28 SEP 1988	51	2	2	55	38.19
13		GRYDELAND Britt		1.87/6'2"	79/174	297	290	4 JAN 1985	13	3	2	18	12.50
<b>Head Coach</b> FRYDNES Martin Watne				<b>Assistant Coach</b> LISETH Jon Eirik									

#### Results in this Universiade

Phase	Opponent	Sets	Points per Set
Preliminary	CAN	0 - 3	21-25, 14-25, 19-25
Preliminary	BRA	0 - 3	20-25, 17-25, 11-25
Quarterfinals (9-16)	HKG	1 - 3	26-28, 25-22, 22-25, 23-25

LEGEND			
%	Percent of total team scoring	C	Team Captain
L	Libero Player		

Timing and Results provided by  TISSOT



Match No: 29

### Match Results

Результат / Отчет о матче

Match Duration: 1h 10m  
Attendance: 390

**USA vs NOR**  
**3 0**

Teams	Sets	1	2	3	Total
USA	3	25	25	25	75
NOR	0	18	15	16	49
Playing Time		20m	19m	25m	1h 04m

First Referee: CHUNG Shu-Fang (TPE)

Second Referee: MICHLIC Agnieszka (POL)

USA - United States								
No	C/L	Name	1	2	3	4	5	Pts
2		MADONIA Gina			9			
3		KEATING Chelsea	2	2	2			11
4	L	MCCARTY Tristan	L	L	L			
5		SHURBET Bailey						
6	C	BRAND Katie	5	5	5			5
7		COOK Courtney	14	14	18			2
9		REININGER Katherine			1			4
14		JOHNSON Taylor	1	1				3
15		LANGHAIM Brookelyn						
16		KAUFMAN Dakota	6	6	6			9
17		PELGER Kaitlynn	4	4	4			10
18		TRAXSON Courtney	3	3	3			10
Head Coach		FRITZ Susan						
Assistant Coach		HULSMAYER Jeffery						

NOR - Norway								
No	C/L	Name	1	2	3	4	5	Pts
1	L	VOELSTAD Maria Skaardal	L	L	L			
2		SANDANGER Elise	5	2	1			
3		BORSHEIM Anja Oevregaard	9	9	5			2
4	C	SOERDAL Ingvild	1		5			2
5		WENNEBERG Alicia	4		4			6
6		ERDAL Ingri Malene	4	5	2			4
7		HOLE Mari Aase			3			1
8		ULVESETH Oda Johanne	6	1	6			4
9		SKJELBRED Margrethe	5	6				2
10		LUNDE Ingrid						
11		ELVEBAKK Hilde	2	3	2			8
13		GRYDELAND Britt	3	4	3			5
Head Coach		FRYDNES Martin Watne						
Assistant Coach		LISETH Jon Eirik						

### TEAM AND PLAYER PERFORMANCES

Won	Total Atts	No Name	Scoring Skills	Won	Total Atts	No Name
<b>35</b>	<b>77</b>	<b>Total Team</b>		<b>28</b>	<b>91</b>	<b>Total Team</b>
8	16	18 TRAXSON Courtney	Spike	8	25	11 ELVEBAKK Hilde
7	18	17 PELGER Kaitlynn		5	16	5 WENNEBERG Alicia
6	10	3 KEATING Chelsea		4	13	6 ERDAL Ingri Malene
<b>11</b>	<b>54</b>	<b>Total Team</b>	Block	<b>3</b>	<b>42</b>	<b>Total Team</b>
3	11	16 KAUFMAN Dakota		2	14	13 GRYDELAND Britt
3	9	3 KEATING Chelsea		1	14	8 ULVESETH Oda Johanne
<b>8</b>	<b>74</b>	<b>Total Team</b>	Serve	<b>3</b>	<b>50</b>	<b>Total Team</b>
2	17	6 BRAND Katie		2	7	4 SOERDAL Ingvild
2	17	3 KEATING Chelsea		1	6	5 WENNEBERG Alicia
<b>21</b>		<b>Total Team</b>	Opp Error	<b>15</b>		<b>Total Team</b>
<b>75</b>	<b>205</b>	<b>Total Team</b>		<b>49</b>	<b>183</b>	<b>Total Team</b>
<b>11</b>	<b>36</b>	<b>3 KEATING Chelsea</b>	<b>Best Scorer</b>	<b>8</b>	<b>35</b>	<b>11 ELVEBAKK Hilde</b>

LEGEND			
Atts	Attempts	C	Team Captain
L	Libero player	L	Substitute libero
n	Starting line-up where n = starting position on court (i.e. positions 1 to 6)	nn	Substitute where nn = jersey number of out going player
Opp	Opponent	Pts	Points scored

Timing and Results provided by TISSOT



SAT 13 JUL 2013  
15:00  
16:10

Match No: 29

### Match Statistics

статистика

Match Duration: 1h 10m  
Attendance: 390

USA vs NOR  
3 0

Teams	Sets	1	2	3	Total
USA	3	25	25	25	75
NOR	0	18	15	16	49
	Playing Time	20m	19m	25m	1h 04m

First Referee: CHUNG Shu-Fang (TPE)


Second Referee: MICHLIC Agnieszka (POL)

### USA - United States


Scoring Spike

Limit 15.00%

Rk	No	Name	Spikes	Faults	Shots	Total Attempts	Eff %
1	18	TRAXSON Courtney	8	1	7	16	43.75
2	17	PELGER Kaitlynn	7	3	8	18	22.22
3	16	KAUFMAN Dakota	5	3	12	20	10.00
	3	KEATING Chelsea	6	2	2	10	
	9	REININGER Katherine	3	-	1	4	
	6	BRAND Katie	2	1	1	4	
	7	COOK Courtney	2	1	-	3	
	14	JOHNSON Taylor	2	-	-	2	
	2	MADONIA Gina	-	-	-	-	
	4	MCCARTY Tristan	-	-	-	-	
	5	SHURBET Bailey	-	-	-	-	
	15	LANGHAIM Brookelyn	-	-	-	-	
<b>Team Totals</b>			35	11	31	77	31.17

Scoring Block



Rk	No	Name	Kill Blocks	Faults	Rebounds	Total Attempts	Avg by Set
1	16	KAUFMAN Dakota	3	4	4	11	1.00
1	3	KEATING Chelsea	3	4	2	9	1.00
3	18	TRAXSON Courtney	1	5	4	10	0.33
3	17	PELGER Kaitlynn	1	3	4	8	0.33
3	9	REININGER Katherine	1	1	4	6	0.33
3	6	BRAND Katie	1	3	1	5	0.33
3	14	JOHNSON Taylor	1	1	2	4	0.33
8	7	COOK Courtney	-	1	-	1	0.00
	2	MADONIA Gina	-	-	-	-	
	4	MCCARTY Tristan	-	-	-	-	
	5	SHURBET Bailey	-	-	-	-	
	15	LANGHAIM Brookelyn	-	-	-	-	
<b>Team Totals</b>			11	22	21	54	3.67

Scoring Service


Rk	No	Name	Aces	Faults	Serve Hits	Total Attempts	Avg by Set
1	6	BRAND Katie	2	-	15	17	0.67
1	3	KEATING Chelsea	2	1	14	17	0.67
1	17	PELGER Kaitlynn	2	1	10	13	0.67
4	18	TRAXSON Courtney	1	-	9	10	0.33
4	16	KAUFMAN Dakota	1	2	4	7	0.33
6	7	COOK Courtney	-	1	5	6	0.00
6	14	JOHNSON Taylor	-	-	3	3	0.00
6	9	REININGER Katherine	-	-	1	1	0.00
	2	MADONIA Gina	-	-	-	-	
	4	MCCARTY Tristan	-	-	-	-	
	5	SHURBET Bailey	-	-	-	-	
	15	LANGHAIM Brookelyn	-	-	-	-	
<b>Team Totals</b>			8	5	61	74	2.67

Team

Opponent Errors & Team Faults	21	1
-------------------------------	----	---

Timing and Results provided by  TISSOT





SAT 13 JUL 2013  
15:00  
16:10

Match No: 29

Match Statistics  
статистика

Match Duration: 1h 10m  
Attendance: 390


USA vs NOR  
3 0

Teams	Sets	1	2	3	Total
USA	3	25	25	25	75
NOR	0	18	15	16	49
Playing Time		20m	19m	25m	1h 04m

First Referee: CHUNG Shu-Fang (TPE)

Second Referee: MICHLIC Agnieszka (POL)

USA - United States

Non-Scoring Dig


Rk	No	Name	Digs	Faults	Receptions	Total Attempts	Avg by Set
1	4	MCCARTY Tristan	6	2	2	10	2.00
2	17	PELGER Kaitlynn	2	1	7	10	0.67
2	3	KEATING Chelsea	2	3	2	7	0.67
4	18	TRAXSON Courtney	1	-	1	2	0.33
5	6	BRAND Katie	-	1	6	7	0.00
5	16	KAUFMAN Dakota	-	-	2	2	0.00
5	14	JOHNSON Taylor	-	-	1	1	0.00
	2	MADONIA Gina	-	-	-	-	
	5	SHURBET Bailey	-	-	-	-	
	7	COOK Courtney	-	-	-	-	
	9	REININGER Katherine	-	-	-	-	
	15	LANGHAIM Brookelyn	-	-	-	-	
<b>Team Totals</b>			11	7	21	39	3.67


Non-Scoring Set


Rk	No	Name	Running Sets	Faults	Still Sets	Total Attempts	Avg by Set
1	6	BRAND Katie	26	1	29	56	8.67
2	17	PELGER Kaitlynn	3	-	3	6	1.00
3	4	MCCARTY Tristan	-	-	1	1	0.00
3	9	REININGER Katherine	-	-	1	1	0.00
3	16	KAUFMAN Dakota	-	-	1	1	0.00
	2	MADONIA Gina	-	-	-	-	
	3	KEATING Chelsea	-	-	-	-	
	5	SHURBET Bailey	-	-	-	-	
	7	COOK Courtney	-	-	-	-	
	14	JOHNSON Taylor	-	-	-	-	
	15	LANGHAIM Brookelyn	-	-	-	-	
	18	TRAXSON Courtney	-	-	-	-	
<b>Team Totals</b>			29	1	35	65	9.67

Non-Scoring Reception

<b>Limit</b> 25.00%

Rk	No	Name	Excellents	Faults	Serve Receptions	Total Attempts	Succ %
1	17	PELGER Kaitlynn	5	1	6	12	41.67
2	4	MCCARTY Tristan	5	1	15	21	23.81
	3	KEATING Chelsea	2	1	2	5	
	7	COOK Courtney	1	-	2	3	
	2	MADONIA Gina	1	-	-	1	
	6	BRAND Katie	-	-	1	1	
	14	JOHNSON Taylor	-	-	1	1	
	5	SHURBET Bailey	-	-	-	-	
	9	REININGER Katherine	-	-	-	-	
	15	LANGHAIM Brookelyn	-	-	-	-	
	16	KAUFMAN Dakota	-	-	-	-	
	18	TRAXSON Courtney	-	-	-	-	
<b>Team Totals</b>			14	3	27	44	31.82

Timing and Results provided by  TISSOT



SAT 13 JUL 2013  
15:00  
16:10

Match No: 29

### Match Statistics

статистика

Match Duration: 1h 10m  
Attendance: 390

USA vs NOR  
3 0

Teams	Sets	1	2	3	Total
USA	3	25	25	25	75
NOR	0	18	15	16	49
	Playing Time	20m	19m	25m	1h 04m

First Referee: CHUNG Shu-Fang (TPE)


Second Referee: MICHLIC Agnieszka (POL)

### NOR - Norway


Scoring Spike

Limit 15.00%

Rk	No	Name	Spikes	Faults	Shots	Total Attempts	Eff %
1	6	ERDAL Ingrid Malene	4	-	9	13	30.77
	11	ELVEBAKK Hilde	8	8	9	25	
	5	WENNEBERG Alicia	5	5	6	16	
	3	BORSHEIM Anja Oevregaard	2	3	8	13	
	8	ULVESETH Oda Johanne	3	1	4	8	
	9	SKJELBRED Margrethe	2	3	3	8	
	13	GRYDELAND Britt	3	-	3	6	
	7	HOLE Mari Aase	1	-	-	1	
	1	VOELSTAD Maria Skaardal	-	1	-	1	
	2	SANDANGER Elise	-	-	-	-	
	4	SOERDAL Ingvild	-	-	-	-	
	10	LUNDE Ingrid	-	-	-	-	
<b>Team Totals</b>			28	21	42	91	7.69

Scoring Block


Rk	No	Name	Kill Blocks	Faults	Rebounds	Total Attempts	Avg by Set
1	13	GRYDELAND Britt	2	9	3	14	0.67
2	8	ULVESETH Oda Johanne	1	10	3	14	0.33
3	5	WENNEBERG Alicia	-	3	2	5	0.00
3	3	BORSHEIM Anja Oevregaard	-	2	2	4	0.00
3	11	ELVEBAKK Hilde	-	2	1	3	0.00
3	9	SKJELBRED Margrethe	-	2	-	2	0.00
	1	VOELSTAD Maria Skaardal	-	-	-	-	
	2	SANDANGER Elise	-	-	-	-	
	4	SOERDAL Ingvild	-	-	-	-	
	6	ERDAL Ingrid Malene	-	-	-	-	
	7	HOLE Mari Aase	-	-	-	-	
	10	LUNDE Ingrid	-	-	-	-	
<b>Team Totals</b>			3	28	11	42	1.00

Scoring Service


Rk	No	Name	Aces	Faults	Serve Hits	Total Attempts	Avg by Set
1	4	SOERDAL Ingvild	2	1	4	7	0.67
2	5	WENNEBERG Alicia	1	-	5	6	0.33
3	13	GRYDELAND Britt	-	-	9	9	0.00
3	2	SANDANGER Elise	-	2	6	8	0.00
3	11	ELVEBAKK Hilde	-	-	7	7	0.00
3	8	ULVESETH Oda Johanne	-	2	3	5	0.00
3	3	BORSHEIM Anja Oevregaard	-	-	3	3	0.00
3	9	SKJELBRED Margrethe	-	1	2	3	0.00
3	6	ERDAL Ingrid Malene	-	-	2	2	0.00
	1	VOELSTAD Maria Skaardal	-	-	-	-	
	7	HOLE Mari Aase	-	-	-	-	
	10	LUNDE Ingrid	-	-	-	-	
<b>Team Totals</b>			3	6	41	50	1.00

Team

Opponent Errors & Team Faults	15	1

Timing and Results provided by  TISSOT



SAT 13 JUL 2013  
15:00  
16:10

Match No: 29

### Match Statistics

статистика

Match Duration: 1h 10m  
Attendance: 390


USA vs NOR  
3 0


Teams	Sets	1	2	3	Total
USA	3	25	25	25	75
NOR	0	18	15	16	49
Playing Time		20m	19m	25m	1h 04m


First Referee: CHUNG Shu-Fang (TPE)

Second Referee: MICHLIC Agnieszka (POL)


### NOR - Norway

Non-Scoring Dig	Rk	No	Name	Digs	Faults	Receptions	Total Attempts	Avg by Set
	1	11	ELVEBAKK Hilde	3	2	10	15	1.00
	2	1	VOELSTAD Maria Skaardal	2	3	4	9	0.67
	3	6	ERDAL Ingrid Malene	1	-	4	5	0.33
	3	3	BORSHEIM Anja Oevregaard	1	-	-	1	0.33
	5	2	SANDANGER Elise	-	-	6	6	0.00
	5	5	WENNEBERG Alicia	-	-	4	4	0.00
	5	4	SOERDAL Ingvild	-	-	3	3	0.00
	5	9	SKJELBRED Margrethe	-	-	3	3	0.00
	5	8	ULVESETH Oda Johanne	-	2	1	3	0.00
	5	13	GRYDELAND Britt	-	-	1	1	0.00
		7	HOLE Mari Aase	-	-	-	-	-
		10	LUNDE Ingrid	-	-	-	-	-
	<b>Team Totals</b>				7	7	36	50

Non-Scoring Set	Rk	No	Name	Running Sets	Faults	Still Sets	Total Attempts	Avg by Set
	1	2	SANDANGER Elise	17	1	27	45	5.67
	2	4	SOERDAL Ingvild	9	2	16	27	3.00
	3	8	ULVESETH Oda Johanne	1	1	4	6	0.33
	3	6	ERDAL Ingrid Malene	1	-	2	3	0.33
	5	11	ELVEBAKK Hilde	-	-	3	3	0.00
	5	1	VOELSTAD Maria Skaardal	-	-	2	2	0.00
	5	7	HOLE Mari Aase	-	-	2	2	0.00
	5	9	SKJELBRED Margrethe	-	-	2	2	0.00
	5	13	GRYDELAND Britt	-	-	2	2	0.00
	5	3	BORSHEIM Anja Oevregaard	-	-	1	1	0.00
		5	WENNEBERG Alicia	-	-	-	-	-
		10	LUNDE Ingrid	-	-	-	-	-
	<b>Team Totals</b>				28	4	61	93

Non-Scoring Reception	Rk	No	Name	Excellents	Faults	Serve Receptions	Total Attempts	Succ %
	1	1	VOELSTAD Maria Skaardal	6	4	6	16	37.50
	2	11	ELVEBAKK Hilde	7	1	19	27	25.93
		6	ERDAL Ingrid Malene	3	2	4	9	
		3	BORSHEIM Anja Oevregaard	-	-	8	8	
		9	SKJELBRED Margrethe	-	1	4	5	
		7	HOLE Mari Aase	-	-	1	1	
		5	WENNEBERG Alicia	-	1	-	1	
		2	SANDANGER Elise	-	-	-	-	
		4	SOERDAL Ingvild	-	-	-	-	
		8	ULVESETH Oda Johanne	-	-	-	-	
		10	LUNDE Ingrid	-	-	-	-	
		13	GRYDELAND Britt	-	-	-	-	
	<b>Team Totals</b>				16	9	42	67

LEGEND		Eff%	Rk	Succ%			
Avg	Average	Eff%	Efficiency	Rk	Rank	Succ%	Success %

Timing and Results provided by  TISSOT



Match No: 32

### Start List

Стартовый список

## TPE vs CAN

First Referee: SIKANJIC Aleksander (SUI)

Second Referee: SANMI Yoko (JPN)

### TPE - Chinese Taipei

No.	C/L	Name	Shirt Name	Height m / ft in	Weight kg / lbs	Highest Reach		Date of Birth	Tournament Totals				
						Spike cm	Block cm		Spike	Block	Serve	Total	%
3		CHEN Hsi	CHEN. H.	1.78/5'10"	65/143	275	260	15 MAR 1993	1			1	0.45
4		HAN Ping-Ting	HAN. P.T	1.72/5'8"	58/128	270	260	20 JAN 1991	21	1	1	23	10.45
5		LEE Hsin-Jung	LEE. H.J	1.58/5'2"	50/110	250	245	10 NOV 1992					
6		YANG Yi-Chen	YANG. Y.C	1.66/5'5"	60/132	248	243	4 APR 1992	4		7	11	5.00
7	L	CHIEN Chia-Hui	CHIEN. C.H	1.63/5'4"	58/128	266	253	27 FEB 1993	1			1	0.45
8		HSIAO Hsiang-Ling	HSIAO. H.L	1.72/5'8"	63/139	270	269	2 JAN 1993	20	2		22	10.00
10		YIN Yu-Ting	YIN. Y.T	1.68/5'6"	62/137	268	265	14 OCT 1990	26	1	5	32	14.55
11		CHEN Wan-Ting	CHEN. W.T	1.78/5'10"	64/141	274	264	25 NOV 1990	60	3	10	73	33.18
12	C	CHEN Wan-Ching	CHEN. W.C	1.68/5'6"	56/123	268	263	16 JUN 1988	1		2	3	1.36
13		WANG Ai-Shih	WANG. A.S	1.78/5'10"	75/165	276	270	10 OCT 1992	14	3	4	21	9.55
16		WANG Pei-Chen	WANG. P.C	1.70/5'7"	62/137	270	263	22 NOV 1992	8			8	3.64
17		CHEN Yi-Ju	CHEN. Y.J	1.74/5'9"	64/141	248	243	21 DEC 1989	15	7	3	25	11.36

Head Coach CHANG En-Chung

Assistant Coach WANG Po-Hua

#### Results in this Universiade

Phase	Opponent	Sets	Points per Set
Preliminary	CHN	3 - 0	25-20, 25-21, 27-25
Preliminary	PRK	0 - 3	21-25, 18-25, 10-25
Preliminary	SVK	3 - 2	20-25, 25-14, 21-25, 25-21, 15-12
Quarterfinals	RUS	0 - 3	21-25, 17-25, 22-25

### CAN - Canada

No.	C/L	Name	Shirt Name	Height m / ft in	Weight kg / lbs	Highest Reach		Date of Birth	Tournament Totals				
						Spike cm	Block cm		Spike	Block	Serve	Total	%
1	L	ANDREW-WASYLIK Tesca Bryn	ANDREW-WASYLIK	1.69/5'7"	60/132	285	275	11 AUG 1990					
2		CRANSTON Dana Margaret	CRANSTON	1.88/6'2"	73/161	312	300	5 DEC 1991	1			1	0.80
5		CHARUK Lucille June	CHARUK	1.89/6'2"	90/198	310	300	13 AUG 1989	9	4	3	16	12.80
9		LOVE Tabitha Ashly	LOVE	1.96/6'5"	85/187	325	305	11 SEP 1991	15	2	1	18	14.40
12		CYR Megan Elizabeth Mae	CYR	1.83/6'0"	76/168	295	280	1 JUN 1990					
13		NADEAU Marie-Sophie	NADEAU	1.84/6'0"	80/176	311	290	10 OCT 1989	2			2	1.60
14	C	RICHEY Kyla Elizabeth	RICHEY	1.87/6'2"	80/176	307	291	20 JUN 1989	11	2		13	10.40
15		PERRIN Alicia	PERRIN	1.88/6'2"	85/187	305	290	1 JUN 1992	14	8		22	17.60
16		NYHOF Kelly Elizabeth	NYHOF	1.80/5'11"	84/185	303	296	29 JUN 1991		1		1	0.80
17		FRENCH Kelci Brooke	FRENCH	1.81/5'11"	77/170	292	278	28 JAN 1990	3		1	4	3.20
18		MARCELLE Shanice Anastasia	MARCELLE	1.80/5'11"	65/143	305	290	28 MAY 1990	17	6	1	24	19.20
20		BARCLAY Lisa Dawn Margaret	BARCLAY	1.87/6'2"	82/181	310	300	7 JUN 1992	21	2	1	24	19.20


Head Coach LUDWIG Arnd

Assistant Coach SCHMIDT Gina Pauline

#### Results in this Universiade

Phase	Opponent	Sets	Points per Set
Preliminary	NOR	3 - 0	25-21, 25-14, 25-19
Preliminary	BRA	0 - 3	15-25, 15-25, 13-25
Quarterfinals	THA	0 - 3	17-25, 16-25, 24-26

LEGEND			
%	Percent of total team scoring	C	Team Captain
		L	Libero Player

Timing and Results provided by  TISSOT



Match No: 32

### Match Results

Результат / Отчет о матче

Match Duration: 1h 51m  
Attendance: 260

## TPE vs CAN

1 3

Teams	Sets	1	2	3	4	Total
TPE	1	25	25	20	25	95
CAN	3	27	14	25	27	93
	Playing Time	28m	20m	26m	28m	1h 42m

First Referee: SIKANJIC Aleksander (SUI)

Second Referee: SANMI Yoko (JPN)

TPE - Chinese Taipei									
No	C/L	Name	1	2	3	4	5	Pts	
3		CHEN Hsi							
4		HAN Ping-Ting	2	2	2	5		11	
5		LEE Hsin-Jung	4			10			
6		YANG Yi-Chen	1	1	1	1		3	
7	L	CHIEN Chia-Hui	L	L	L	L			
8		HIAO Hsiang-Ling	5	5	5			7	
10		YIN Yu-Ting			8	2		4	
11		CHEN Wan-Ting	4	4	4	4		15	
12	C	CHEN Wan-Ching	11		11	11			
13		WANG Ai-Shih	3	3	3	6		12	
16		WANG Pei-Chen	6		6	6		2	
17		CHEN Yi-Ju	6	6	6	3		7	
Head Coach		CHANG En-Chung							
Assistant Coach		WANG Po-Hua							

CAN - Canada									
No	C/L	Name	1	2	3	4	5	Pts	
1	L	ANDREW-WASYLIK Tesca Bryn	L	L	L	L			
2		CRANSTON Dana Margaret		18	5	5		12	
5		CHARUK Lucille June	3	3	3	3		7	
9		LOVE Tabitha Ashly	17	17		17		7	
12		CYR Megan Elizabeth Mae	20	20		20		1	
13		NADEAU Marie-Sophie				2		2	
14	C	RICHEY Kyla Elizabeth	2	2	2	2		14	
15		PERRIN Alicia	6	6	6	6		7	
16		NYHOF Kelly Elizabeth		5					
17		FRENCH Kelci Brooke	1	1	1	1		5	
18		MARCELLE Shanice Anastasia	5	5				2	
20		BARCLAY Lisa Dawn Margaret	4	4	4	4		12	
Head Coach		LUDWIG Arnd							
Assistant Coach		SCHMIDT Gina Pauline							

### TEAM AND PLAYER PERFORMANCES

Won	Total Atts	No Name	Scoring Skills	Won	Total Atts	No Name
48	147	<b>Total Team</b>		53	138	<b>Total Team</b>
15	48	11 CHEN Wan-Ting	Spike	13	38	14 RICHEY Kyla Elizabeth
8	11	13 WANG Ai-Shih		9	26	20 BARCLAY Lisa Dawn Margaret
8	31	4 HAN Ping-Ting		8	19	2 CRANSTON Dana Margaret
6	30	<b>Total Team</b>	Block	8	46	<b>Total Team</b>
3	9	13 WANG Ai-Shih		2	3	20 BARCLAY Lisa Dawn Margaret
1	1	16 WANG Pei-Chen		2	6	2 CRANSTON Dana Margaret
1	4	4 HAN Ping-Ting	1	9	5 CHARUK Lucille June	
7	97	<b>Total Team</b>	Serve	8	90	<b>Total Team</b>
2	19	4 HAN Ping-Ting		2	11	2 CRANSTON Dana Margaret
2	17	6 YANG Yi-Chen		1	4	9 LOVE Tabitha Ashly
1	2	16 WANG Pei-Chen	1	5	18 MARCELLE Shanice Anastasia	
34		<b>Total Team</b>	Opp Error	24		<b>Total Team</b>
95	274	<b>Total Team</b>	Total	93	274	<b>Total Team</b>
15	67	11 CHEN Wan-Ting	Best Scorer	14	58	14 RICHEY Kyla Elizabeth

LEGEND			
Atts	Attempts	C	Team Captain
L	Libero player	L	Substitute libero
n	Starting line-up where n = starting position on court (i.e. positions 1 to 6)	nn	Substitute where nn = jersey number of out going player
Opp	Opponent	Pts	Points scored

Timing and Results provided by TISSOT





Match No: 32

### Match Statistics

статистика

Match Duration: 1h 51m  
Attendance: 260

### TPE vs CAN

1 3

Teams	Sets	1	2	3	4	Total
TPE	1	25	25	20	25	95
CAN	3	27	14	25	27	93
Playing Time		28m	20m	26m	28m	1h 42m

First Referee: SIKANJIC Aleksander (SUI)


Second Referee: SANMI Yoko (JPN)

### TPE - Chinese Taipei

Scoring Spike

Limit 15.00%

Rk	No	Name	Spikes	Faults	Shots	Total Attempts	Eff %
1	11	CHEN Wan-Ting	15	7	26	48	16.67
2	4	HAN Ping-Ting	8	4	19	31	12.90
	8	HSIAO Hsiang-Ling	6	1	14	21	
	17	CHEN Yi-Ju	6	-	8	14	
	13	WANG Ai-Shih	8	1	2	11	
	10	YIN Yu-Ting	4	3	3	10	
	16	WANG Pei-Chen	-	2	3	5	
	6	YANG Yi-Chen	1	-	3	4	
	12	CHEN Wan-Ching	-	-	2	2	
	7	CHIEN Chia-Hui	-	-	1	1	
	3	CHEN Hsi	-	-	-	-	
	5	LEE Hsin-Jung	-	-	-	-	
Team Totals			48	18	81	147	20.41

Scoring Block


Rk	No	Name	Kill Blocks	Faults	Rebounds	Total Attempts	Avg by Set
1	13	WANG Ai-Shih	3	3	3	9	0.75
2	17	CHEN Yi-Ju	1	3	2	6	0.25
2	4	HAN Ping-Ting	1	1	2	4	0.25
2	16	WANG Pei-Chen	1	-	-	1	0.25
5	6	YANG Yi-Chen	-	2	2	4	0.00
5	11	CHEN Wan-Ting	-	1	2	3	0.00
5	7	CHIEN Chia-Hui	-	-	1	1	0.00
5	10	YIN Yu-Ting	-	-	1	1	0.00
5	8	HSIAO Hsiang-Ling	-	1	-	1	0.00
	3	CHEN Hsi	-	-	-	-	
	5	LEE Hsin-Jung	-	-	-	-	
	12	CHEN Wan-Ching	-	-	-	-	
Team Totals			6	11	13	30	1.50

Scoring Service


Rk	No	Name	Aces	Faults	Serve Hits	Total Attempts	Avg by Set
1	4	HAN Ping-Ting	2	-	17	19	0.50
1	6	YANG Yi-Chen	2	3	12	17	0.50
3	13	WANG Ai-Shih	1	1	10	12	0.25
3	8	HSIAO Hsiang-Ling	1	1	7	9	0.25
3	16	WANG Pei-Chen	1	-	1	2	0.25
6	11	CHEN Wan-Ting	-	2	14	16	0.00
6	17	CHEN Yi-Ju	-	2	10	12	0.00
6	10	YIN Yu-Ting	-	-	9	9	0.00
6	7	CHIEN Chia-Hui	-	-	1	1	0.00
	3	CHEN Hsi	-	-	-	-	
	5	LEE Hsin-Jung	-	-	-	-	
	12	CHEN Wan-Ching	-	-	-	-	
Team Totals			7	9	81	97	1.75

Team

Opponent Errors & Team Faults	34
-------------------------------	----

Timing and Results provided by  TISSOT



Match No: 32

### Match Statistics

статистика

Match Duration: 1h 51m  
Attendance: 260

### TPE vs CAN

1 3

Teams	Sets	1	2	3	4	Total
TPE	1	25	25	20	25	95
CAN	3	27	14	25	27	93
	Playing Time	28m	20m	26m	28m	1h 42m

First Referee: SIKANJIC Aleksander (SUI)

Second Referee: SANMI Yoko (JPN)

### TPE - Chinese Taipei

Non-Scoring Dig


Rk	No	Name	Digs	Faults	Receptions	Total Attempts	Avg by Set
1	7	CHIEN Chia-Hui	5	9	14	28	1.25
2	11	CHEN Wan-Ting	3	4	1	8	0.75
3	4	HAN Ping-Ting	2	1	10	13	0.50
3	6	YANG Yi-Chen	2	2	6	10	0.50
3	8	HSIAO Hsiang-Ling	2	2	5	9	0.50
6	10	YIN Yu-Ting	1	1	6	8	0.25
7	17	CHEN Yi-Ju	-	1	6	7	0.00
7	13	WANG Ai-Shih	-	3	4	7	0.00
7	5	LEE Hsin-Jung	-	-	2	2	0.00
7	12	CHEN Wan-Ching	-	1	1	2	0.00
7	16	WANG Pei-Chen	-	1	-	1	0.00
	3	CHEN Hsi	-	-	-	-	-
<b>Team Totals</b>			15	25	55	95	3.75

Non-Scoring Set


Rk	No	Name	Running Sets	Faults	Still Sets	Total Attempts	Avg by Set
1	6	YANG Yi-Chen	38	2	55	95	9.50
2	4	HAN Ping-Ting	2	-	7	9	0.50
3	12	CHEN Wan-Ching	1	-	6	7	0.25
3	7	CHIEN Chia-Hui	1	-	5	6	0.25
3	11	CHEN Wan-Ting	1	1	1	3	0.25
6	13	WANG Ai-Shih	-	1	4	5	0.00
6	17	CHEN Yi-Ju	-	1	2	3	0.00
6	8	HSIAO Hsiang-Ling	-	-	1	1	0.00
6	16	WANG Pei-Chen	-	-	1	1	0.00
	3	CHEN Hsi	-	-	-	-	-
	5	LEE Hsin-Jung	-	-	-	-	-
	10	YIN Yu-Ting	-	-	-	-	-
<b>Team Totals</b>			43	5	82	130	10.75

Non-Scoring Reception

<b>Limit</b> 25.00%

Rk	No	Name	Excellents	Faults	Serve Receptions	Total Attempts	Succ %
1	8	HSIAO Hsiang-Ling	3	2	18	23	13.04
2	4	HAN Ping-Ting	3	2	20	25	12.00
	7	CHIEN Chia-Hui	5	-	11	16	-
	10	YIN Yu-Ting	-	-	9	9	-
	5	LEE Hsin-Jung	-	2	-	2	-
	3	CHEN Hsi	-	-	-	-	-
	6	YANG Yi-Chen	-	-	-	-	-
	11	CHEN Wan-Ting	-	-	-	-	-
	12	CHEN Wan-Ching	-	-	-	-	-
	13	WANG Ai-Shih	-	-	-	-	-
	16	WANG Pei-Chen	-	-	-	-	-
	17	CHEN Yi-Ju	-	-	-	-	-
<b>Team Totals</b>			11	6	58	75	14.67



Match No: 32

### Match Statistics

статистика

Match Duration: 1h 51m  
Attendance: 260

### TPE vs CAN

1 3

Teams	Sets	1	2	3	4	Total
TPE	1	25	25	20	25	95
CAN	3	27	14	25	27	93
	Playing Time	28m	20m	26m	28m	1h 42m

First Referee: SIKANJIC Aleksander (SUI)

Second Referee: SANMI Yoko (JPN)

### CAN - Canada

Scoring Spike

Limit 15.00%

Rk	No	Name	Spikes	Faults	Shots	Total Attempts	Eff %
2	14	RICHEY Kyla Elizabeth	13	8	17	38	13.16
	20	BARCLAY Lisa Dawn Margaret	9	9	8	26	
	2	CRANSTON Dana Margaret	8	2	9	19	
	5	CHARUK Lucille June	5	2	8	15	
	15	PERRIN Alicia	6	1	5	12	
	18	MARCELLE Shanice Anastasia	1	-	9	10	
	9	LOVE Tabitha Ashly	6	-	2	8	
	1	ANDREW-WASYLIK Tesca Bryn	-	1	3	4	
	17	FRENCH Kelci Brooke	3	-	-	3	
	13	NADEAU Marie-Sophie	2	-	-	2	
	12	CYR Megan Elizabeth Mae	-	-	1	1	
	16	NYHOF Kelly Elizabeth	-	-	-	-	
<b>Team Totals</b>			53	23	62	138	21.74

Scoring Block


Rk	No	Name	Kill Blocks	Faults	Rebounds	Total Attempts	Avg by Set
1	2	CRANSTON Dana Margaret	2	2	2	6	0.50
1	20	BARCLAY Lisa Dawn Margaret	2	-	1	3	0.50
3	15	PERRIN Alicia	1	4	6	11	0.25
3	5	CHARUK Lucille June	1	2	6	9	0.25
3	17	FRENCH Kelci Brooke	1	3	4	8	0.25
3	14	RICHEY Kyla Elizabeth	1	2	4	7	0.25
7	1	ANDREW-WASYLIK Tesca Bryn	-	-	1	1	0.00
7	18	MARCELLE Shanice Anastasia	-	1	-	1	0.00
	9	LOVE Tabitha Ashly	-	-	-	-	
	12	CYR Megan Elizabeth Mae	-	-	-	-	
	13	NADEAU Marie-Sophie	-	-	-	-	
	16	NYHOF Kelly Elizabeth	-	-	-	-	
<b>Team Totals</b>			8	14	24	46	2.00

Scoring Service


Rk	No	Name	Aces	Faults	Serve Hits	Total Attempts	Avg by Set
1	2	CRANSTON Dana Margaret	2	-	9	11	0.50
2	17	FRENCH Kelci Brooke	1	5	8	14	0.25
2	5	CHARUK Lucille June	1	1	9	11	0.25
2	20	BARCLAY Lisa Dawn Margaret	1	2	8	11	0.25
2	18	MARCELLE Shanice Anastasia	1	-	4	5	0.25
2	9	LOVE Tabitha Ashly	1	-	3	4	0.25
2	12	CYR Megan Elizabeth Mae	1	1	2	4	0.25
8	15	PERRIN Alicia	-	1	14	15	0.00
8	14	RICHEY Kyla Elizabeth	-	1	12	13	0.00
8	13	NADEAU Marie-Sophie	-	1	-	1	0.00
8	16	NYHOF Kelly Elizabeth	-	1	-	1	0.00
	1	ANDREW-WASYLIK Tesca Bryn	-	-	-	-	
<b>Team Totals</b>			8	13	69	90	2.00

Team

Opponent Errors & Team Faults	24	1
-------------------------------	----	---

Timing and Results provided by  TISSOT



Match No: 32

### Match Statistics

статистика

Match Duration: 1h 51m  
Attendance: 260

### TPE vs CAN


1 3

Teams	Sets	1	2	3	4	Total
TPE	1	25	25	20	25	95
CAN	3	27	14	25	27	93
	Playing Time	28m	20m	26m	28m	1h 42m


First Referee: SIKANJIC Aleksander (SUI)

Second Referee: SANMI Yoko (JPN)

### CAN - Canada

Non-Scoring Dig


Rk	No	Name	Digs	Faults	Receptions	Total Attempts	Avg by Set
1	1	ANDREW-WASYLIK Tesca Bryn	4	5	14	23	1.00
2	17	FRENCH Kelci Brooke	3	5	6	14	0.75
3	20	BARCLAY Lisa Dawn Margaret	1	3	11	15	0.25
3	14	RICHEY Kyla Elizabeth	1	2	11	14	0.25
3	18	MARCELLE Shanice Anastasia	1	1	5	7	0.25
6	15	PERRIN Alicia	-	2	8	10	0.00
6	5	CHARUK Lucille June	-	-	2	2	0.00
6	2	CRANSTON Dana Margaret	-	1	1	2	0.00
6	12	CYR Megan Elizabeth Mae	-	1	1	2	0.00
6	9	LOVE Tabitha Ashly	-	-	1	1	0.00
	13	NADEAU Marie-Sophie	-	-	-	-	-
	16	NYHOF Kelly Elizabeth	-	-	-	-	-
<b>Team Totals</b>			10	20	60	90	2.50

Non-Scoring Set


Rk	No	Name	Running Sets	Faults	Still Sets	Total Attempts	Avg by Set
1	17	FRENCH Kelci Brooke	36	1	53	90	9.00
2	12	CYR Megan Elizabeth Mae	6	-	4	10	1.50
3	1	ANDREW-WASYLIK Tesca Bryn	1	-	7	8	0.25
3	5	CHARUK Lucille June	1	-	3	4	0.25
3	20	BARCLAY Lisa Dawn Margaret	1	-	2	3	0.25
3	15	PERRIN Alicia	1	-	1	2	0.25
3	16	NYHOF Kelly Elizabeth	1	-	1	2	0.25
8	18	MARCELLE Shanice Anastasia	-	1	2	3	0.00
8	2	CRANSTON Dana Margaret	-	-	2	2	0.00
8	14	RICHEY Kyla Elizabeth	-	-	2	2	0.00
8	13	NADEAU Marie-Sophie	-	-	1	1	0.00
	9	LOVE Tabitha Ashly	-	-	-	-	-
<b>Team Totals</b>			47	2	78	127	11.75

Non-Scoring Reception

<b>Limit</b> 25.00%

Rk	No	Name	Excellents	Faults	Serve Receptions	Total Attempts	Succ %
1	14	RICHEY Kyla Elizabeth	2	1	23	26	7.69
	1	ANDREW-WASYLIK Tesca Bryn	3	-	15	18	
	2	CRANSTON Dana Margaret	1	4	12	17	
	18	MARCELLE Shanice Anastasia	1	2	10	13	
	13	NADEAU Marie-Sophie	2	-	3	5	
	15	PERRIN Alicia	-	-	2	2	
	20	BARCLAY Lisa Dawn Margaret	1	-	-	1	
	5	CHARUK Lucille June	-	-	-	-	
	9	LOVE Tabitha Ashly	-	-	-	-	
	12	CYR Megan Elizabeth Mae	-	-	-	-	
	16	NYHOF Kelly Elizabeth	-	-	-	-	
	17	FRENCH Kelci Brooke	-	-	-	-	
<b>Team Totals</b>			10	7	65	82	12.20

LEGEND Avg Average Eff% Efficiency Rk Rank Succ% Success %

Timing and Results provided by  TISSOT



Match No: 35

**Start List**

Стартовый список

**POL vs BRA**

First Referee: GALE Michael (USA)

Second Referee: HOSEIN Azad Khayyam (CAN)

**POL - Poland**

No.	C/L	Name	Shirt Name	Height m / ft in	Weight kg / lbs	Highest Reach		Date of Birth	Tournament Totals				
						Spike cm	Block cm		Spike	Block	Serve	Total	%
2		GREJMAN Anna	Grejman	1.83/6'0"	63/139	307	290	8 JUN 1993	33	7	5	45	20.00
3		SZYMANSKA Marta	Szymanska	1.78/5'10"	62/137	300	280	26 FEB 1986	4	3	1	8	3.56
4		KURNIKOWSKA Natalia	Kurnikowska	1.84/6'0"	68/150	300	285	13 JAN 1992	38	1	9	48	21.33
5		SLIWINSKA Ewa	Sliwinska	1.82/6'0"	68/150	303	289	27 APR 1993	13	4		17	7.56
7		LUKASIK Justyna	Lukasik	1.88/6'2"	74/163	305	291	27 JAN 1993	4	1	1	6	2.67
8	C	WILK Dorota	Wilk	1.78/5'10"	66/146	302	285	28 APR 1988	1		1	2	0.89
10		POLEC Katarzyna	Polec	1.90/6'3"	74/163	309	195	13 FEB 1989	19	7	1	27	12.00
11	L	MEDYNSKA Dorota	Dorota	1.70/5'7"	61/134	280	261	25 APR 1993					
14		KALISZUK Tamara	Kaliszuk	1.80/5'11"	76/168	296	292	20 MAR 1990	33	4		37	16.44
15		RACZYNSKA Justyna	Raczynska	1.80/5'11"	72/159	300	280	12 SEP 1987	2	2		4	1.78
16	L	DURAJCZYK Agata	Durajczyk	1.70/5'7"	63/139	280	260	19 AUG 1989					
18		SIKORSKA Aleksandra	Sikorska	1.86/6'1"	71/157	306	286	28 APR 1993	16	12	3	31	13.78

Head Coach POPIK Wieslaw

Assistant Coach GASIOR Rafal

Results in this  
Universiade

Phase	Opponent	Sets	Points per Set
Preliminary	USA	3 - 0	25-17, 25-14, 25-20
Preliminary	RUS	0 - 3	16-25, 15-25, 15-25
Preliminary	CZE	3 - 0	25-23, 25-16, 25-22
Quarterfinals	PRK	3 - 1	14-25, 25-21, 25-21, 25-18

**BRA - Brazil**

No.	C/L	Name	Shirt Name	Height m / ft in	Weight kg / lbs	Highest Reach		Date of Birth	Tournament Totals				
						Spike cm	Block cm		Spike	Block	Serve	Total	%
1		SANTOS Carla		1.78/5'10"	67/148	294	288	17 JAN 1992	2			2	1.08
2		SILVA Mayhara		1.83/6'0"	73/161	303	297	9 APR 1989	8	4		12	6.49
3		SILVA Bruna		1.80/5'11"	76/168	301	292	3 JUL 1989	3	2	2	7	3.78
4		CARRIJO Juliana		1.75/5'9"	71/157	284	272	25 FEB 1992	3		1	4	2.16
5		BIDIAS Regiane		1.90/6'3"	76/168	306	298	2 OCT 1986	31	5	3	39	21.08
6		CIDRAO Sonaly		1.82/6'0"	77/170	295	283	20 JUN 1993					
7		SILVA Ana Carolina		1.84/6'0"	74/163	308	299	8 APR 1991	11	7	6	24	12.97
8	C	FRANCISCO Amanda - Cap		1.81/5'11"	68/150	292	280	16 AUG 1988	28	2	3	33	17.84
9	L	SILVA Tassia		1.70/5'7"	66/146	281	274	3 JUN 1988					
10		MOREIRA Danielle		1.80/5'11"	70/154	295	283	9 SEP 1989	29	3	1	33	17.84
11		FARINEA Natasha		1.88/6'2"	76/168	303	292	8 FEB 1986	19	11		30	16.22
12		RATZKE Roberta		1.85/6'1"	76/168	287	279	28 APR 1990			1	1	0.54

Head Coach GRINER Helio


Assistant Coach VAN DIJK Spencer

Results in this  
Universiade

Phase	Opponent	Sets	Points per Set
Preliminary	NOR	3 - 0	25-20, 25-17, 25-11
Preliminary	CAN	3 - 0	25-15, 25-15, 25-13
Quarterfinals	JPN	3 - 1	25-21, 25-16, 18-25, 28-26

LEGEND

% Percent of total team scoring World Championships  
 C Team Captain  
 L Libero Player

Timing and Results provided by  TISSOT





Match No: 35

**Match Results**  
 Результат / Отчет о матче

Match Duration: 2h 01m  
 Attendance: 850

**POL vs BRA**  
 1 3

Teams	Sets	1	2	3	4	Total
POL	1	25	30	19	13	87
BRA	3	20	32	25	25	102
	<b>Playing Time</b>	25m	36m	28m	23m	1h 52m

First Referee: GALE Michael (USA)

Second Referee: HOSEIN Azad Khayyam (CAN)

POL - Poland								
No	C/L	Name	1	2	3	4	5	Pts
2		GREJMAN Anna	5	5	5	5		15
3		SZYMANSKA Marta	1	1	1	1		4
4		KURNIKOWSKA Natalia	2	2	2	2		13
5		SLIWINSKA Ewa		3	14	14		3
7		LUKASIK Justyna			18	18		1
8	C	WILK Dorota		14	3	3		1
10		POLEC Katarzyna	3	3	3	3		12
11	L	MEDYNSKA Dorota	L	L	L	L		
14		KALISZUK Tamara	4	4	4	4		15
15		RACZYNSKA Justyna				4		
16	L	DURAJCZYK Agata				L		
18		SIKORSKA Aleksandra	6	6	6	6		5
<b>Head Coach</b>		POPIK Wieslaw						
<b>Assistant Coach</b>		GASIOR Rafal						

BRA - Brazil								
No	C/L	Name	1	2	3	4	5	Pts
1		SANTOS Carla						
2		SILVA Mayhara	7	3	7	3		11
3		SILVA Bruna	4	4	4	4		9
4		CARRIJO Juliana	1	1	6			
5		BIDIAS Regiane	2	2	1	2		18
6		CIDRAO Sonaly						
7		SILVA Ana Carolina	3		2			
8	C	FRANCISCO Amanda - Cap	5	5	4	5		13
9	L	SILVA Tassia	L	L	L	L		
10		MOREIRA Danielle	4	4	3			13
11		FARINEA Natasha	6	6	5	6		11
12		RATZKE Roberta	10	10	10	1		4
<b>Head Coach</b>		GRINER Helio						
<b>Assistant Coach</b>		VAN DIJK Spencer						

**TEAM AND PLAYER PERFORMANCES**

Won	Total Atts	No Name	Scoring Skills	Won	Total Atts	No Name
<b>47</b>	<b>153</b>	<b>Total Team</b>		<b>58</b>	<b>164</b>	<b>Total Team</b>
13	41	14 KALISZUK Tamara	Spike	15	47	5 BIDIAS Regiane
9	34	2 GREJMAN Anna		12	35	10 MOREIRA Danielle
9	15	10 POLEC Katarzyna		9	29	8 FRANCISCO Amanda - Cap
<b>17</b>	<b>89</b>	<b>Total Team</b>	Block	<b>12</b>	<b>76</b>	<b>Total Team</b>
4	18	2 GREJMAN Anna		3	16	2 SILVA Mayhara
4	13	4 KURNIKOWSKA Natalia		3	23	11 FARINEA Natasha
3	10	3 SZYMANSKA Marta	2	9	5 BIDIAS Regiane	
<b>5</b>	<b>88</b>	<b>Total Team</b>	Serve	<b>9</b>	<b>101</b>	<b>Total Team</b>
2	16	2 GREJMAN Anna		2	14	11 FARINEA Natasha
1	17	3 SZYMANSKA Marta		2	19	8 FRANCISCO Amanda - Cap
1	9	18 SIKORSKA Aleksandra	2	14	12 RATZKE Roberta	
<b>18</b>		<b>Total Team</b>	Opp Error	<b>23</b>		<b>Total Team</b>
<b>87</b>	<b>330</b>	<b>Total Team</b>		<b>Total</b>	<b>102</b>	<b>341</b>
<b>15</b>	<b>68</b>	2 GREJMAN Anna	<b>Best Scorer</b>	<b>18</b>	<b>75</b>	5 BIDIAS Regiane
<b>82 km/h</b>		14 KALISZUK Tamara	<b>Fastest Serve</b>	<b>84 km/h</b>		3 SILVA Bruna

LEGEND			
Atts	Attempts	C	Team Captain
L	Libero player	L	Substitute libero
n	Starting line-up where n = starting position on court (i.e. positions 1 to 6)	nn	Substitute where nn = jersey number of out going player
Opp	Opponent	Pts	Points scored

Timing and Results provided by TISSOT



Match No: 35

### Match Statistics

СТАТИСТИКА

Match Duration: 2h 01m  
Attendance: 850

### POL vs BRA

1 3

Teams	Sets	1	2	3	4	Total
POL	1	25	30	19	13	87
BRA	3	20	32	25	25	102
<b>Playing Time</b>		25m	36m	28m	23m	1h 52m

First Referee: GALE Michael (USA)


Second Referee: HOSEIN Azad Khayyam (CAN)

### POL - Poland


Scoring Spike

<b>Limit</b>
15.00%

Rk	No	Name	Spikes	Faults	Shots	Total Attempts	Eff %
1	2	GREJMAN Anna	9	2	23	34	20.59
2	4	KURNIKOWSKA Natalia	9	5	22	36	11.11
3	14	KALISZUK Tamara	13	9	19	41	9.76
	10	POLEC Katarzyna	9	1	5	15	
	18	SIKORSKA Aleksandra	3	3	5	11	
	5	SLIWINSKA Ewa	2	1	5	8	
	7	LUKASIK Justyna	1	-	2	3	
	8	WILK Dorota	1	-	1	2	
	15	RACZYNSKA Justyna	-	1	1	2	
	3	SZYMANSKA Marta	-	-	1	1	
	11	MEDYNSKA Dorota	-	-	-	-	
	16	DURAJCZYK Agata	-	-	-	-	
<b>Team Totals</b>			47	22	84	153	16.34

Scoring Block



Rk	No	Name	Kill Blocks	Faults	Rebounds	Total Attempts	Avg by Set
1	2	GREJMAN Anna	4	4	10	18	1.00
1	4	KURNIKOWSKA Natalia	4	4	5	13	1.00
3	10	POLEC Katarzyna	3	7	10	20	0.75
3	3	SZYMANSKA Marta	3	2	5	10	0.75
5	14	KALISZUK Tamara	2	1	2	5	0.50
6	18	SIKORSKA Aleksandra	1	10	6	17	0.25
7	8	WILK Dorota	-	2	1	3	0.00
7	7	LUKASIK Justyna	-	1	1	2	0.00
7	15	RACZYNSKA Justyna	-	-	1	1	0.00
	5	SLIWINSKA Ewa	-	-	-	-	
	11	MEDYNSKA Dorota	-	-	-	-	
	16	DURAJCZYK Agata	-	-	-	-	
<b>Team Totals</b>			17	31	41	89	4.25

Scoring Service


Rk	No	Name	Aces	Faults	Serve Hits	Total Attempts	Avg by Set
1	2	GREJMAN Anna	2	2	12	16	0.50
2	3	SZYMANSKA Marta	1	1	15	17	0.25
2	18	SIKORSKA Aleksandra	1	1	7	9	0.25
2	5	SLIWINSKA Ewa	1	1	4	6	0.25
5	10	POLEC Katarzyna	-	-	19	19	0.00
5	4	KURNIKOWSKA Natalia	-	3	8	11	0.00
5	14	KALISZUK Tamara	-	2	4	6	0.00
5	8	WILK Dorota	-	-	2	2	0.00
5	7	LUKASIK Justyna	-	-	1	1	0.00
5	15	RACZYNSKA Justyna	-	1	-	1	0.00
	11	MEDYNSKA Dorota	-	-	-	-	
	16	DURAJCZYK Agata	-	-	-	-	
<b>Team Totals</b>			5	11	72	88	1.25

Team

<b>Opponent Errors &amp; Team Faults</b>	18
--	----

Timing and Results provided by  TISSOT



Match No: 35

## Match Statistics

статистика

Match Duration: 2h 01m  
Attendance: 850

### POL vs BRA


1 3

Teams	Sets	1	2	3	4	Total
POL	1	25	30	19	13	87
BRA	3	20	32	25	25	102
Playing Time		25m	36m	28m	23m	1h 52m


First Referee: GALE Michael (USA)

Second Referee: HOSEIN Azad Khayyam (CAN)

### POL - Poland

Non-Scoring Dig


Rk	No	Name	Digs	Faults	Receptions	Total Attempts	Avg by Set
1	11	MEDYNSKA Dorota	10	3	8	21	2.50
2	4	KURNIKOWSKA Natalia	2	6	4	12	0.50
2	18	SIKORSKA Aleksandra	2	1	8	11	0.50
2	14	KALISZUK Tamara	2	-	5	7	0.50
5	3	SZYMANSKA Marta	1	4	21	26	0.25
5	10	POLEC Katarzyna	1	3	6	10	0.25
5	2	GREJMAN Anna	1	1	6	8	0.25
5	15	RACZYNSKA Justyna	1	-	-	1	0.25
9	5	SLIWINSKA Ewa	-	2	2	4	0.00
9	16	DURAJCZYK Agata	-	2	1	3	0.00
9	7	LUKASIK Justyna	-	-	1	1	0.00
9	8	WILK Dorota	-	-	1	1	0.00
<b>Team Totals</b>			20	22	63	105	5.00

Non-Scoring Set


Rk	No	Name	Running Sets	Faults	Still Sets	Total Attempts	Avg by Set
1	3	SZYMANSKA Marta	31	1	59	91	7.75
2	8	WILK Dorota	3	-	12	15	0.75
3	11	MEDYNSKA Dorota	2	-	14	16	0.50
3	2	GREJMAN Anna	2	1	4	7	0.50
5	14	KALISZUK Tamara	1	-	4	5	0.25
5	4	KURNIKOWSKA Natalia	1	-	1	2	0.25
5	18	SIKORSKA Aleksandra	1	-	1	2	0.25
8	10	POLEC Katarzyna	-	-	4	4	0.00
8	5	SLIWINSKA Ewa	-	-	1	1	0.00
8	16	DURAJCZYK Agata	-	1	-	1	0.00
	7	LUKASIK Justyna	-	-	-	-	-
	15	RACZYNSKA Justyna	-	-	-	-	-
<b>Team Totals</b>			41	3	100	144	10.25

Non-Scoring Reception

<b>Limit</b> 25.00%

Rk	No	Name	Excellents	Faults	Serve Receptions	Total Attempts	Succ %
1	4	KURNIKOWSKA Natalia	21	6	28	55	38.18
	2	GREJMAN Anna	11	1	9	21	
	11	MEDYNSKA Dorota	8	2	7	17	
	3	SZYMANSKA Marta	-	-	-	-	
	5	SLIWINSKA Ewa	-	-	-	-	
	7	LUKASIK Justyna	-	-	-	-	
	8	WILK Dorota	-	-	-	-	
	10	POLEC Katarzyna	-	-	-	-	
	14	KALISZUK Tamara	-	-	-	-	
	15	RACZYNSKA Justyna	-	-	-	-	
	16	DURAJCZYK Agata	-	-	-	-	
	18	SIKORSKA Aleksandra	-	-	-	-	
<b>Team Totals</b>			40	9	44	93	43.01

Timing and Results provided by  TISSOT



Match No: 35

### Match Statistics

СТАТИСТИКА

Match Duration: 2h 01m  
Attendance: 850

### POL vs BRA

1 3

Teams	Sets	1	2	3	4	Total
POL	1	25	30	19	13	87
BRA	3	20	32	25	25	102
Playing Time		25m	36m	28m	23m	1h 52m

First Referee: GALE Michael (USA)


Second Referee: HOSEIN Azad Khayyam (CAN)

### BRA - Brazil

Scoring Spike

Limit 15.00%

Rk	No	Name	Spikes	Faults	Shots	Total Attempts	Eff %
1	10	MOREIRA Danielle	12	6	17	35	17.14
2	5	BIDIAS Regiane	15	8	24	47	14.89
3	8	FRANCISCO Amanda - Cap	9	6	14	29	10.34
	3	SILVA Bruna	7	2	8	17	
	11	FARINEA Natasha	6	2	9	17	
	2	SILVA Mayhara	7	1	4	12	
	7	SILVA Ana Carolina	-	4	-	4	
	12	RATZKE Roberta	2	-	1	3	
	1	SANTOS Carla	-	-	-	-	
	4	CARRIJO Juliana	-	-	-	-	
	6	CIDRAO Sonaly	-	-	-	-	
	9	SILVA Tassia	-	-	-	-	
Team Totals			58	29	77	164	17.68

Scoring Block


Rk	No	Name	Kill Blocks	Faults	Rebounds	Total Attempts	Avg by Set
1	11	FARINEA Natasha	3	9	11	23	0.75
1	2	SILVA Mayhara	3	4	9	16	0.75
3	5	BIDIAS Regiane	2	1	6	9	0.50
3	8	FRANCISCO Amanda - Cap	2	4	2	8	0.50
5	10	MOREIRA Danielle	1	3	5	9	0.25
5	3	SILVA Bruna	1	1	2	4	0.25
7	4	CARRIJO Juliana	-	-	3	3	0.00
7	12	RATZKE Roberta	-	1	1	2	0.00
7	7	SILVA Ana Carolina	-	2	-	2	0.00
	1	SANTOS Carla	-	-	-	-	
	6	CIDRAO Sonaly	-	-	-	-	
	9	SILVA Tassia	-	-	-	-	
Team Totals			12	25	39	76	3.00

Scoring Service


Rk	No	Name	Aces	Faults	Serve Hits	Total Attempts	Avg by Set
1	8	FRANCISCO Amanda - Cap	2	1	16	19	0.50
1	11	FARINEA Natasha	2	-	12	14	0.50
1	12	RATZKE Roberta	2	1	11	14	0.50
4	5	BIDIAS Regiane	1	-	18	19	0.25
4	2	SILVA Mayhara	1	-	9	10	0.25
4	3	SILVA Bruna	1	-	8	9	0.25
7	4	CARRIJO Juliana	-	-	7	7	0.00
7	10	MOREIRA Danielle	-	2	4	6	0.00
7	7	SILVA Ana Carolina	-	-	3	3	0.00
	1	SANTOS Carla	-	-	-	-	
	6	CIDRAO Sonaly	-	-	-	-	
	9	SILVA Tassia	-	-	-	-	
Team Totals			9	4	88	101	2.25

Team

Opponent Errors & Team Faults	23
-------------------------------	----

Timing and Results provided by  TISSOT



Match No: 35

### Match Statistics

статистика

Match Duration: 2h 01m  
Attendance: 850

### POL vs BRA


1 3

Teams	Sets	1	2	3	4	Total
POL	1	25	30	19	13	87
BRA	3	20	32	25	25	102
Playing Time		25m	36m	28m	23m	1h 52m

First Referee: GALE Michael (USA)

Second Referee: HOSEIN Azad Khayyam (CAN)

### BRA - Brazil

Non-Scoring Dig


Rk	No	Name	Digs	Faults	Receptions	Total Attempts	Avg by Set
1	9	SILVA Tassia	9	4	10	23	2.25
2	10	MOREIRA Danielle	6	5	11	22	1.50
3	5	BIDIAS Regiane	5	2	15	22	1.25
4	8	FRANCISCO Amanda - Cap	4	4	12	20	1.00
5	3	SILVA Bruna	2	1	7	10	0.50
6	4	CARRIJO Juliana	1	4	8	13	0.25
6	2	SILVA Mayhara	1	-	5	6	0.25
6	12	RATZKE Roberta	1	-	5	6	0.25
9	7	SILVA Ana Carolina	-	-	1	1	0.00
9	11	FARINEA Natasha	-	1	-	1	0.00
	1	SANTOS Carla	-	-	-	-	-
	6	CIDRAO Sonaly	-	-	-	-	-
<b>Team Totals</b>			29	21	74	124	7.25

Non-Scoring Set


Rk	No	Name	Running Sets	Faults	Still Sets	Total Attempts	Avg by Set
1	4	CARRIJO Juliana	27	-	45	72	6.75
2	12	RATZKE Roberta	20	1	23	44	5.00
3	11	FARINEA Natasha	2	1	4	7	0.50
4	9	SILVA Tassia	1	-	9	10	0.25
5	8	FRANCISCO Amanda - Cap	-	-	6	6	0.00
5	2	SILVA Mayhara	-	-	4	4	0.00
5	5	BIDIAS Regiane	-	-	4	4	0.00
5	3	SILVA Bruna	-	-	2	2	0.00
5	10	MOREIRA Danielle	-	-	2	2	0.00
	1	SANTOS Carla	-	-	-	-	-
	6	CIDRAO Sonaly	-	-	-	-	-
	7	SILVA Ana Carolina	-	-	-	-	-
<b>Team Totals</b>			50	2	99	151	12.50


Non-Scoring Reception

<b>Limit</b> 25.00%

Rk	No	Name	Excellents	Faults	Serve Receptions	Total Attempts	Succ %
1	5	BIDIAS Regiane	15	1	17	33	45.45
	8	FRANCISCO Amanda - Cap	8	-	12	20	
	9	SILVA Tassia	9	4	7	20	
	1	SANTOS Carla	-	-	-	-	
	2	SILVA Mayhara	-	-	-	-	
	3	SILVA Bruna	-	-	-	-	
	4	CARRIJO Juliana	-	-	-	-	
	6	CIDRAO Sonaly	-	-	-	-	
	7	SILVA Ana Carolina	-	-	-	-	
	10	MOREIRA Danielle	-	-	-	-	
	11	FARINEA Natasha	-	-	-	-	
	12	RATZKE Roberta	-	-	-	-	
<b>Team Totals</b>			32	5	36	73	43.84

LEGEND

Avg Average Eff% Efficiency Rk Rank Succ% Success %

Timing and Results provided by  TISSOT





Match No: 30

**Start List**

Стартовый список

**CZE vs CHI**

First Referee: KIT WA Sio (MAC)

Second Referee: PIMTHONGKHONBURI Sasirapa (THA)

**CZE - Czech Republic**

No.	C/L	Name	Shirt Name	Height m / ft in	Weight kg / lbs	Highest Reach		Date of Birth	Tournament Totals				
						Spike cm	Block cm		Spike	Block	Serve	Total	%
1		HALBICHOVA Iveta	HALBICHOVA	1.78/5'10"	67/148	290	285	19 DEC 1989	2	3	4	9	4.13
3		ONDERKOVA Sandra	ONDERKOVA	1.83/6'0"	82/181	296	286	8 MAR 1987	12		1	13	5.96
4		MUDROVA Zuzana	MUDROVA	1.86/6'1"	80/176	305	295	30 JAN 1993	12	3		15	6.88
6		SMIDOVA Monika	SMIDOVA	1.83/6'0"	71/157	300	289	13 JAN 1992	6	1	2	9	4.13
7		NACHMILNEROVA Iva	NACHMILNER	1.91/6'3"	81/179	301	291	20 SEP 1988	6	5		11	5.05
8		STRAKOVA Vendula	STRAKOVA	1.81/5'11"	73/161	305	295	19 SEP 1991	53	2	4	59	27.06
10		HOLISOVA Katerina	HOLISOVA	1.76/5'9"	67/148	290	275	10 JAN 1988	5			5	2.29
11		KOJDOVA Helena	KOJDOVA	1.80/5'11"	65/143	301	290	12 MAY 1991	29	5	7	41	18.81
12	C	JAKUBSOVA Martina	JAKUBSOVA	1.86/6'1"	79/174	305	295	14 JUN 1988	25	1	2	28	12.84
13	L	SPACILOVA Kamila	SPACILOVA	1.74/5'9"	63/139	295	288	9 OCT 1988					
14		HOLUBCOVA Laura	HOLUBCOVA	1.85/6'1"	75/165	305	295	22 DEC 1989	11	4	3	18	8.26
16		SIRUCKOVA Anna	SIRUCKOVA	1.84/6'0"	74/163	300	295	27 AUG 1991	6	4		10	4.59

Head Coach Melicharek Zdenek

Assistant Coach Pavlik Jindrich

Results in this  
Universiade

Phase	Opponent	Sets	Points per Set
Preliminary	RUS	0 - 3	17-25, 17-25, 16-25
Preliminary	USA	3 - 0	25-14, 27-25, 25-14
Preliminary	POL	0 - 3	23-25, 16-25, 22-25
Quarterfinals (9-16)	CHN	3 - 2	23-25, 25-15, 19-25, 25-15, 15-11

**CHI - Chile**

No.	C/L	Name	Shirt Name	Height m / ft in	Weight kg / lbs	Highest Reach		Date of Birth	Tournament Totals				
						Spike cm	Block cm		Spike	Block	Serve	Total	%
2		FLORES Paula	Flores	1.74/5'9"	63/139	218	228	17 MAY 1988	2		1	3	2.33
3		DELANO Magdalena	Delano	1.76/5'9"	62/137	241	240	7 MAY 1993	1			1	0.78
4	L	RUZ Carla	Ruz	1.68/5'6"	59/130	220	228	26 SEP 1991	1			1	0.78
5		MUNIZAGA Soledad	Munizaga	1.73/5'8"	63/139	241	240	12 NOV 1989	10	3	2	15	11.63
6		NAVARRETE Daniela	Navarrete	1.76/5'9"	67/148	240	234	20 DEC 1992	1		1	2	1.55
7		MARDONEZ Maria Del Pilar	Mardonez	1.77/5'10"	64/141	260	250	16 NOV 1989	4			4	3.10
8	C	ESPEJO Francisca	Espejo	1.75/5'9"	62/137	255	250	6 OCT 1989	24	1		25	19.38
9		VELEZ Maria Josefina	Velez	1.75/5'9"	66/146	253	248	25 JAN 1991					
10		VORPAHL Chris	Vorpahl	1.77/5'10"	62/137	261	250	4 OCT 1990	42	5	1	48	37.21
11		DEPASSIER Natalia	Depassier	1.78/5'10"	70/154	262	250	11 APR 1987	9	4	1	14	10.85
14		DUCO Beatriz	Duco	1.72/5'8"	65/143	250	250	2 JUN 1991					
17		SANINO Maite	Sanino	1.77/5'10"	67/148	245	240	12 MAY 1993	10	5	1	16	12.40


Head Coach LOPEZ Igor

Assistant Coach SERRANO Claudio

Results in this  
Universiade

Phase	Opponent	Sets	Points per Set
Preliminary	JPN	0 - 3	13-25, 14-25, 8-25
Preliminary	THA	0 - 3	11-25, 13-25, 13-25
Preliminary	HKG	3 - 1	29-27, 20-25, 25-18, 25-17

**LEGEND**  
% Percent of total team scoring    C Team Captain    L Libero Player

Timing and Results provided by  **TISSOT**



Match No: 30

**Match Results**  
Результат / Отчет о матче

Match Duration: 1h 15m  
Attendance: 180

**CZE vs CHI**  
3 0

Teams	Sets	1	2	3	Total
<b>CZE</b>	<b>3</b>	25	25	25	75
<b>CHI</b>	<b>0</b>	21	14	12	47
<b>Playing Time</b>		25m	22m	22m	1h 09m

First Referee: KIT WA Sio (MAC)

Second Referee: PIMTHONGKHONBURI Sasiprapa (THA)

CZE - Czech Republic								
No	C/L	Name	1	2	3	4	5	Pts
1		HALBICHOVA Iveta	1	2	1			4
3		ONDERKOVA Sandra						
4		MUDROVA Zuzana	3	4	3			16
6		SMIDOVA Monika						
7		NACHMILNEROVA Iva	6					1
8		STRAKOVA Vendula	4	5				4
10		HOLISOVA Katerina						
11		KOJDOVA Helena	5	6	5			10
12	C	JAKUBSOVA Martina	2	3	2			7
13	L	SPACILOVA Kamila	L	L	L			
14		HOLUBCOVA Laura	7	1	6			6
16		SIRUCKOVA Anna	8	4				5
<b>Head Coach</b>		Melicharek Zdenek						
<b>Assistant Coach</b>		Pavlik Jindrich						

CHI - Chile								
No	C/L	Name	1	2	3	4	5	Pts
2		FLORES Paula	2	1	2			2
3		DELANO Magdalena						
4	L	RUZ Carla	L	L	L			1
5		MUNIZAGA Soledad	1	6	1			6
6		NAVARRETE Daniela		2				
7		MARDONEZ Maria Del Pilar		8				
8	C	ESPEJO Francisca	6	5	6			4
9		VELEZ Maria Josefina		10	10			1
10		VORPAHL Chris	3	2	3			10
11		DEPASSIER Natalia	4	3	4			8
14		DUCO Beatriz			17			
17		SANINO Maite	5	4	5			4
<b>Head Coach</b>		LOPEZ Igor						
<b>Assistant Coach</b>		SERRANO Claudio						

**TEAM AND PLAYER PERFORMANCES**

Won	Total Atts	No Name
<b>33</b>	<b>73</b>	<b>Total Team</b>
10	15	4 MUDROVA Zuzana
6	18	11 KOJDOVA Helena
5	16	12 JAKUBSOVA Martina
<b>13</b>	<b>44</b>	<b>Total Team</b>
4	7	14 HOLUBCOVA Laura
3	7	1 HALBICHOVA Iveta
3	11	4 MUDROVA Zuzana
<b>7</b>	<b>74</b>	<b>Total Team</b>
3	19	4 MUDROVA Zuzana
2	23	12 JAKUBSOVA Martina
2	9	11 KOJDOVA Helena
<b>22</b>		<b>Total Team</b>
<b>75</b>	<b>191</b>	<b>Total Team</b>
<b>16</b>	<b>45</b>	4 MUDROVA Zuzana

Scoring Skills
<b>Spike</b>
<b>Block</b>
<b>Serve</b>
<b>Opp Error</b>
<b>Total</b>
<b>Best Scorer</b>

Won	Total Atts	No Name
<b>27</b>	<b>96</b>	<b>Total Team</b>
9	25	10 VORPAHL Chris
6	13	11 DEPASSIER Natalia
6	14	5 MUNIZAGA Soledad
<b>3</b>	<b>37</b>	<b>Total Team</b>
2	4	17 SANINO Maite
1	6	8 ESPEJO Francisca
<b>6</b>	<b>48</b>	<b>Total Team</b>
2	13	11 DEPASSIER Natalia
2	9	2 FLORES Paula
1	6	8 ESPEJO Francisca
<b>11</b>		<b>Total Team</b>
<b>47</b>	<b>181</b>	<b>Total Team</b>
<b>10</b>	<b>36</b>	10 VORPAHL Chris

**LEGEND**

**Atts** Attempts  
**L** Libero player  
**[n]** Starting line-up where n = starting position on court (i.e. positions 1 to 6)  
**Opp** Opponent

**C** Team Captain  
**[L]** Substitute libero  
**[nn]** Substitute where nn = jersey number of out going player  
**Pts** Points scored

Timing and Results provided by **TISSOT**



SAT 13 JUL 2013  
18:00  
19:15

Match No: 30

### Match Statistics

статистика

Match Duration: 1h 15m  
Attendance: 180


CZE vs CHI  
3 0


Teams	Sets	1	2	3	Total
CZE	3	25	25	25	75
CHI	0	21	14	12	47
	Playing Time	25m	22m	22m	1h 09m


First Referee: KIT WA Sio (MAC)

Second Referee: PIMTHONGKHONBURI Sasiprapa (THA)

### CZE - Czech Republic

Scoring Spike	Rk	No	Name	Spikes	Faults	Shots	Total Attempts	Eff %
	1	4	MUDROVA Zuzana	10	-	5	15	66.67
	2	12	JAKUBSOVA Martina	5	1	10	16	25.00
	3	11	KOJDOVA Helena	6	4	8	18	11.11
	8	8	STRAKOVA Vendula	4	4	5	13	
	16	16	SIRUCKOVA Anna	4	-	-	4	
	7	7	NACHMILNEROVA Iva	1	1	1	3	
	14	14	HOLUBCOVA Laura	2	-	-	2	
	1	1	HALBICHOVA Iveta	1	-	-	1	
	13	13	SPACILOVA Kamila	-	-	1	1	
	3	3	ONDERKOVA Sandra	-	-	-	-	
6	6	SMIDOVA Monika	-	-	-	-		
10	10	HOLISOVA Katerina	-	-	-	-		
<b>Limit</b>								
<b>15.00%</b>								
<b>Team Totals</b>				33	10	30	73	31.51

Scoring Block	Rk	No	Name	Kill Blocks	Faults	Rebounds	Total Attempts	Avg by Set
	1	14	HOLUBCOVA Laura	4	1	2	7	1.33
	2	4	MUDROVA Zuzana	3	5	3	11	1.00
	2	1	HALBICHOVA Iveta	3	2	2	7	1.00
	4	11	KOJDOVA Helena	2	4	1	7	0.67
	5	16	SIRUCKOVA Anna	1	-	1	2	0.33
	6	7	NACHMILNEROVA Iva	-	2	3	5	0.00
	6	8	STRAKOVA Vendula	-	1	2	3	0.00
	6	12	JAKUBSOVA Martina	-	2	-	2	0.00
	3	3	ONDERKOVA Sandra	-	-	-	-	
	6	6	SMIDOVA Monika	-	-	-	-	
10	10	HOLISOVA Katerina	-	-	-	-		
13	13	SPACILOVA Kamila	-	-	-	-		
<b>Team Totals</b>				13	17	14	44	4.33

Scoring Service	Rk	No	Name	Aces	Faults	Serve Hits	Total Attempts	Avg by Set
	1	4	MUDROVA Zuzana	3	-	16	19	1.00
	2	12	JAKUBSOVA Martina	2	-	21	23	0.67
	2	11	KOJDOVA Helena	2	2	5	9	0.67
	4	1	HALBICHOVA Iveta	-	1	9	10	0.00
	4	8	STRAKOVA Vendula	-	-	6	6	0.00
	4	14	HOLUBCOVA Laura	-	-	4	4	0.00
	4	7	NACHMILNEROVA Iva	-	-	2	2	0.00
	4	16	SIRUCKOVA Anna	-	-	1	1	0.00
	3	3	ONDERKOVA Sandra	-	-	-	-	
	6	6	SMIDOVA Monika	-	-	-	-	
10	10	HOLISOVA Katerina	-	-	-	-		
13	13	SPACILOVA Kamila	-	-	-	-		
<b>Team Totals</b>				7	3	64	74	2.33

Team	Opponent Errors & Team Faults	22	1

Timing and Results provided by  TISSOT



SAT 13 JUL 2013  
18:00  
19:15

Match No: 30

### Match Statistics

статистика

Match Duration: 1h 15m  
Attendance: 180


CZE vs CHI  
3 0

Teams	Sets	1	2	3	Total
CZE	3	25	25	25	75
CHI	0	21	14	12	47
Playing Time		25m	22m	22m	1h 09m


First Referee: KIT WA Sio (MAC)

Second Referee: PIMTHONGKHONBURI Sasiprapa (THA)

### CZE - Czech Republic

Non-Scoring Dig


Rk	No	Name	Digs	Faults	Receptions	Total Attempts	Avg by Set
1	13	SPACILOVA Kamila	4	4	5	13	1.33
1	12	JAKUBSOVA Martina	4	-	5	9	1.33
3	11	KOJDOVA Helena	2	1	4	7	0.67
3	8	STRAKOVA Vendula	2	-	4	6	0.67
5	1	HALBICHOVA Iveta	-	2	8	10	0.00
5	4	MUDROVA Zuzana	-	2	3	5	0.00
5	7	NACHMILNEROVA Iva	-	-	2	2	0.00
5	16	SIRUCKOVA Anna	-	-	2	2	0.00
	3	ONDERKOVA Sandra	-	-	-	-	-
	6	SMIDOVA Monika	-	-	-	-	-
	10	HOLISOVA Katerina	-	-	-	-	-
	14	HOLUBCOVA Laura	-	-	-	-	-
<b>Team Totals</b>			12	10	33	55	4.00


Non-Scoring Set


Rk	No	Name	Running Sets	Faults	Still Sets	Total Attempts	Avg by Set
1	1	HALBICHOVA Iveta	23	-	32	55	7.67
2	4	MUDROVA Zuzana	4	-	1	5	1.33
3	12	JAKUBSOVA Martina	1	-	1	2	0.33
3	14	HOLUBCOVA Laura	1	-	-	1	0.33
5	11	KOJDOVA Helena	-	-	2	2	0.00
5	13	SPACILOVA Kamila	-	-	1	1	0.00
	3	ONDERKOVA Sandra	-	-	-	-	-
	6	SMIDOVA Monika	-	-	-	-	-
	7	NACHMILNEROVA Iva	-	-	-	-	-
	8	STRAKOVA Vendula	-	-	-	-	-
	10	HOLISOVA Katerina	-	-	-	-	-
	16	SIRUCKOVA Anna	-	-	-	-	-
<b>Team Totals</b>			29		37	66	9.67

Non-Scoring Reception

<b>Limit</b> 25.00%

Rk	No	Name	Excellents	Faults	Serve Receptions	Total Attempts	Succ %
1	12	JAKUBSOVA Martina	5	1	6	12	41.67
2	13	SPACILOVA Kamila	9	3	10	22	40.91
	11	KOJDOVA Helena	4	2	2	8	
	1	HALBICHOVA Iveta	-	-	-	-	-
	3	ONDERKOVA Sandra	-	-	-	-	-
	4	MUDROVA Zuzana	-	-	-	-	-
	6	SMIDOVA Monika	-	-	-	-	-
	7	NACHMILNEROVA Iva	-	-	-	-	-
	8	STRAKOVA Vendula	-	-	-	-	-
	10	HOLISOVA Katerina	-	-	-	-	-
	14	HOLUBCOVA Laura	-	-	-	-	-
	16	SIRUCKOVA Anna	-	-	-	-	-
<b>Team Totals</b>			18	6	18	42	42.86

Timing and Results provided by  TISSOT



SAT 13 JUL 2013  
18:00  
19:15

Match No: 30

### Match Statistics

статистика

Match Duration: 1h 15m  
Attendance: 180

CZE vs CHI  
3 0

Teams	Sets	1	2	3	Total
CZE	3	25	25	25	75
CHI	0	21	14	12	47
	Playing Time	25m	22m	22m	1h 09m

First Referee: KIT WA Sio (MAC)


Second Referee: PIMTHONGKHONBURI Sasiprapa (THA)

### CHI - Chile


Scoring Spike

Limit 15.00%

Rk	No	Name	Spikes	Faults	Shots	Total Attempts	Eff %
1	11	DEPASSIER Natalia	6	2	5	13	30.77
2	5	MUNIZAGA Soledad	6	3	5	14	21.43
3	10	VORPAHL Chris	9	5	11	25	16.00
	17	SANINO Maite	2	4	11	17	
	8	ESPEJO Francisca	2	9	7	18	
	4	RUZ Carla	1	-	2	3	
	9	VELEZ Maria Josefina	1	1	1	3	
	7	MARDONEZ Maria Del Pilar	-	2	-	2	
	14	DUCO Beatriz	-	1	-	1	
	2	FLORES Paula	-	-	-	-	
	3	DELANO Magdalena	-	-	-	-	
	6	NAVARRETE Daniela	-	-	-	-	
<b>Team Totals</b>			27	27	42	96	0.00

Scoring Block



Rk	No	Name	Kill Blocks	Faults	Rebounds	Total Attempts	Avg by Set
1	17	SANINO Maite	2	2	-	4	0.67
2	8	ESPEJO Francisca	1	2	3	6	0.33
3	11	DEPASSIER Natalia	-	8	3	11	0.00
3	5	MUNIZAGA Soledad	-	5	1	6	0.00
3	2	FLORES Paula	-	3	-	3	0.00
3	10	VORPAHL Chris	-	3	-	3	0.00
3	9	VELEZ Maria Josefina	-	1	1	2	0.00
3	6	NAVARRETE Daniela	-	-	1	1	0.00
3	14	DUCO Beatriz	-	-	1	1	0.00
	3	DELANO Magdalena	-	-	-	-	
	4	RUZ Carla	-	-	-	-	
	7	MARDONEZ Maria Del Pilar	-	-	-	-	
<b>Team Totals</b>			3	24	10	37	1.00

Scoring Service


Rk	No	Name	Aces	Faults	Serve Hits	Total Attempts	Avg by Set
1	11	DEPASSIER Natalia	2	-	11	13	0.67
1	2	FLORES Paula	2	1	6	9	0.67
3	10	VORPAHL Chris	1	3	4	8	0.33
3	8	ESPEJO Francisca	1	-	5	6	0.33
5	5	MUNIZAGA Soledad	-	1	4	5	0.00
5	17	SANINO Maite	-	-	3	3	0.00
5	14	DUCO Beatriz	-	-	2	2	0.00
5	6	NAVARRETE Daniela	-	-	1	1	0.00
5	9	VELEZ Maria Josefina	-	-	1	1	0.00
	3	DELANO Magdalena	-	-	-	-	
	4	RUZ Carla	-	-	-	-	
	7	MARDONEZ Maria Del Pilar	-	-	-	-	
<b>Team Totals</b>			6	5	37	48	2.00

Team

Opponent Errors & Team Faults	11	1

Timing and Results provided by  TISSOT





SAT 13 JUL 2013  
18:00  
19:15

Match No: 30

### Match Statistics

статистика

Match Duration: 1h 15m  
Attendance: 180


CZE vs CHI  
3 0

Teams	Sets	1	2	3	Total
CZE	3	25	25	25	75
CHI	0	21	14	12	47
Playing Time		25m	22m	22m	1h 09m

First Referee: KIT WA Sio (MAC)

Second Referee: PIMTHONGKHONBURI Sasiprapa (THA)

### CHI - Chile

Non-Scoring Dig


Rk	No	Name	Digs	Faults	Receptions	Total Attempts	Avg by Set
1	4	RUZ Carla	11	3	4	18	3.67
2	10	VORPAHL Chris	3	-	6	9	1.00
3	8	ESPEJO Francisca	1	-	2	3	0.33
4	17	SANINO Maite	-	1	6	7	0.00
4	2	FLORES Paula	-	2	4	6	0.00
4	5	MUNIZAGA Soledad	-	1	2	3	0.00
4	14	DUCO Beatriz	-	-	2	2	0.00
4	11	DEPASSIER Natalia	-	1	1	2	0.00
4	7	MARDONEZ Maria Del Pilar	-	1	-	1	0.00
	3	DELANO Magdalena	-	-	-	-	-
	6	NAVARRETE Daniela	-	-	-	-	-
	9	VELEZ Maria Josefina	-	-	-	-	-
<b>Team Totals</b>			15	9	27	51	5.00

Non-Scoring Set



Rk	No	Name	Running Sets	Faults	Still Sets	Total Attempts	Avg by Set
1	2	FLORES Paula	20	2	54	76	6.67
2	11	DEPASSIER Natalia	2	-	-	2	0.67
3	6	NAVARRETE Daniela	1	-	8	9	0.33
3	4	RUZ Carla	1	-	1	2	0.33
5	5	MUNIZAGA Soledad	-	-	1	1	0.00
5	8	ESPEJO Francisca	-	-	1	1	0.00
5	9	VELEZ Maria Josefina	-	-	1	1	0.00
5	17	SANINO Maite	-	-	1	1	0.00
	3	DELANO Magdalena	-	-	-	-	-
	7	MARDONEZ Maria Del Pilar	-	-	-	-	-
	10	VORPAHL Chris	-	-	-	-	-
	14	DUCO Beatriz	-	-	-	-	-
<b>Team Totals</b>			24	2	67	93	8.00

Non-Scoring Reception

<b>Limit</b> 25.00%

Rk	No	Name	Excellents	Faults	Serve Receptions	Total Attempts	Succ %
1	4	RUZ Carla	6	2	7	15	40.00
2	10	VORPAHL Chris	5	2	17	24	20.83
3	8	ESPEJO Francisca	3	1	17	21	14.29
	9	VELEZ Maria Josefina	1	1	3	5	-
	7	MARDONEZ Maria Del Pilar	-	-	1	1	-
	2	FLORES Paula	-	-	-	-	-
	3	DELANO Magdalena	-	-	-	-	-
	5	MUNIZAGA Soledad	-	-	-	-	-
	6	NAVARRETE Daniela	-	-	-	-	-
	11	DEPASSIER Natalia	-	-	-	-	-
	14	DUCO Beatriz	-	-	-	-	-
	17	SANINO Maite	-	-	-	-	-
<b>Team Totals</b>			15	6	45	66	22.73

LEGEND Avg Average Eff% Efficiency Rk Rank Succ% Success %

Timing and Results provided by  TISSOT



Match No: 34

### Start List

Стартовый список

## RUS vs THA

First Referee: TIMERMANIS Kaspars (LAT)

Second Referee: ZHANG Xin (CHN)

### RUS - Russian Fed.

No.	C/L	Name	Shirt Name	Height m / ft in	Weight kg / lbs	Highest Reach		Date of Birth	Tournament Totals				
						Spike cm	Block cm		Spike	Block	Serve	Total	%
1		BORODAKOVA-BORISENKO Maria	Borodakova	1.90/6'3"	80/176	301	297	8 MAR 1986	7	10	5	22	10.19
2		SALINA Anastasia	Salina	1.81/5'11"	67/148	295	288	30 DEC 1988		1	2	3	1.39
4		ZARYAZHKO Irina	Zaryazhko	1.96/6'5"	78/172	305	300	4 OCT 1991	18	5	1	24	11.11
5		PASYNKOVA Aleksandra	Pasynkova	1.90/6'3"	75/165	313	305	14 APR 1987	26	6	2	34	15.74
8		GONCHAROVA Natalya	Obmochaeva	1.94/6'4"	75/165	315	306	1 JUN 1989	42	6	3	51	23.61
9		BONDAR Kseniia	Bondar	1.90/6'3"	73/161	305	300	1 FEB 1990	7		2	9	4.17
10	C	PANKOVA Ekaterina	Pankova	1.78/5'10"	64/141	290	285	2 FEB 1990	2	1		3	1.39
11		CHAPLINA Victoriia	Chaplina	1.88/6'2"	77/170	301	295	23 OCT 1988	32	6	4	42	19.44
14		DIANSKAYA Natalia	Dianskaya	1.92/6'4"	64/141	310	295	7 MAR 1989		1	2	3	1.39
17		MALYKH Natalia	Malykh	1.87/6'2"	65/143	308	297	8 DEC 1993	16	2		18	8.33
19	L	MALOVA Anna	Malova	1.75/5'9"	72/159	286	290	16 APR 1990					
20		SHLYAKHOVAYA Anastasia	Shlyakhovaya	1.92/6'4"	69/152	313	307	5 OCT 1990	2	3	2	7	3.24
<b>Head Coach</b> MARICHEV Yury				<b>Assistant Coach</b> KURNOSOV Igor									

#### Results in this Universiade

Phase	Opponent	Sets	Points per Set
Preliminary	CZE	3 - 0	25-17, 25-17, 25-16
Preliminary	POL	3 - 0	25-16, 25-15, 25-15
Preliminary	USA	3 - 0	25-16, 25-23, 25-19
Quarterfinals	TPE	3 - 0	25-21, 25-17, 25-22

### THA - Thailand

No.	C/L	Name	Shirt Name	Height m / ft in	Weight kg / lbs	Highest Reach		Date of Birth	Tournament Totals				
						Spike cm	Block cm		Spike	Block	Serve	Total	%
2	L	PANNOY Piyanut	P. PIYANUT	1.71/5'7"	65/143	280	275	10 NOV 1989					
3		PHANUSIT Em-Orn	P. EM-ORN	1.77/5'10"	66/146	280	275	25 MAR 1988	32	6	1	39	16.74
4		NUEKJANG Thatdao	N. THATDAO	1.83/6'0"	66/146	305	287	3 FEB 1994	22	2		24	10.30
6		SITTIRAK Onuma	S. ONUMA	1.75/5'9"	72/159	303	285	13 JUN 1986	35	1	4	40	17.17
11		HYAPHA Amporn	H. AMPORN	1.80/5'11"	70/154	301	290	19 MAY 1985	6			6	2.58
12		CHAISRI Tapaphaipun	C. TAPAPHAIPUN	1.68/5'6"	60/132	295	276	29 NOV 1989	28	3	1	32	13.73
13	C	TOMKOM Nootsara	T. NOOTSARA	1.69/5'7"	57/126	289	278	7 JUL 1985	1		6	7	3.00
14		BUNDASAK Jaraspor	B. JARASPOR	1.80/5'11"	66/146	290	280	1 MAR 1993	1			1	0.43
15		KANTHONG Malika	K. MALIKA	1.77/5'10"	63/139	310	290	8 JAN 1987	35	7	4	46	19.74
16		GUEDPARD Pornpun	G. PORNUN	1.72/5'8"	63/139	287	273	5 MAY 1993	3		2	5	2.15
17		KAMULTHALA Kaewkalaya	K. KAEWKALAYA	1.78/5'10"	66/146	298	281	7 AUG 1994	16	3		19	8.15
19		KEAWBUNDIT Sontaya	K. SONTAYA	1.77/5'10"	60/132	290	280	9 FEB 1991	13	1		14	6.01
<b>Head Coach</b> SRISAMUTNAK Nataphon				<b>Assistant Coach</b> SRIWACHARAMAYTAKUL Danai									

#### Results in this Universiade

Phase	Opponent	Sets	Points per Set
Preliminary	HKG	3 - 0	25-9, 25-7, 25-16
Preliminary	CHI	3 - 0	25-11, 25-13, 25-13
Preliminary	JPN	3 - 0	28-26, 28-26, 25-20
Quarterfinals	CAN	3 - 0	25-17, 25-16, 26-24

#### LEGEND

% Percent of total team scoring World Championships  
 C Team Captain  
 L Libero Player

Timing and Results provided by  TISSOT



Match No: 34

### Match Results

Результат / Отчет о матче

Match Duration: 1h 15m  
 Attendance: 4600

**RUS vs THA**  
**3 0**

Teams	Sets	1	2	3	Total
RUS	3	25	25	25	75
THA	0	18	19	18	55
Playing Time		22m	24m	23m	1h 09m

First Referee: TIMERMANIS Kaspars (LAT)

Second Referee: ZHANG Xin (CHN)

RUS - Russian Fed.									
No	C/L	Name	1	2	3	4	5	Pts	
1		BORODAKOVA-BORISENKO Maria	2	2	2			4	
2		SALINA Anastasia	8	8	8				
4		ZARYAZHKO Irina	5	5	5			7	
5		PASYNKOVA Aleksandra	4	4	4			10	
8		GONCHAROVA Natalya	3	3	3			19	
9		BONDAR Kseniia							
10	C	PANKOVA Ekaterina	6	6	6				
11		CHAPLINA Victoriia	1	1	1			12	
14		DIANSKAYA Natalia							
17		MALYKH Natalia	10	10	10			2	
19	L	MALOVA Anna	L	L	L				
20		SHLYAKHOVAYA Anastasia							
Head Coach		MARICHEV Yury							
Assistant Coach		KURNOSOV Igor							

THA - Thailand									
No	C/L	Name	1	2	3	4	5	Pts	
2	L	PANNOY Piyanut	L	L	L				
3		PHANUSIT Em-Orn	13	13				1	
4		NUEKJANG Thatdao	2	6	1			5	
6		SITTIRAK Onuma	4	2	3			10	
11		HYAPHA Amporn	17	17	4			1	
12		CH AISRI Tapaphaipun	1	5	6			8	
13	C	TOMKOM Nootsara	3	1	2			1	
14		BUNDASAK Jarasporn							
15		KANTHONG Malika	6	4	5			10	
16		GUEDPARD Pornpun	15	15	13			2	
17		KAMULTHALA Kaewkalaya	5	3				1	
19		KEAWBUNDIT Sontaya			4				
Head Coach		SRISAMUTNAK Nataphon							
Assistant Coach		SRIWACHARAMAYTAKUL Danai							

### TEAM AND PLAYER PERFORMANCES

Won	Total Atts	No Name	Scoring Skills	Won	Total Atts	No Name
39	88	<b>Total Team</b>		32	106	<b>Total Team</b>
18	28	8 GONCHAROVA Natalya	Spike	9	39	6 SITTIRAK Onuma
7	22	5 PASYNKOVA Aleksandra		7	27	12 CHAISRI Tapaphaipun
7	21	11 CHAPLINA Victoriia		7	16	15 KANTHONG Malika
12	60	<b>Total Team</b>	Block	3	45	<b>Total Team</b>
4	21	4 ZARYAZHKO Irina		2	10	15 KANTHONG Malika
3	7	11 CHAPLINA Victoriia		1	1	16 GUEDPARD Pornpun
3	9	5 PASYNKOVA Aleksandra	Serve	4	56	<b>Total Team</b>
2	19	11 CHAPLINA Victoriia		1	9	12 CHAISRI Tapaphaipun
1	18	1 BORODAKOVA-BORISENKO Maria		1	9	6 SITTIRAK Onuma
1	9	15 KANTHONG Malika	Opp Error	16		<b>Total Team</b>
21		<b>Total Team</b>		55	207	<b>Total Team</b>
75	222	<b>Total Team</b>				
19	42	8 GONCHAROVA Natalya	<b>Best Scorer</b>	10	52	6 SITTIRAK Onuma
67 km/h		11 CHAPLINA Victoriia	<b>Fastest Serve</b>	95 km/h		6 SITTIRAK Onuma

LEGEND			
Atts	Attempts	C	Team Captain
L	Libero player	L	Substitute libero
n	Starting line-up where n = starting position on court (i.e. positions 1 to 6)	nn	Substitute where nn = jersey number of out going player
Opp	Opponent	Pts	Points scored

Timing and Results provided by TISSOT



Match No: 34

Match Statistics  
СТАТИСТИКА

Match Duration: 1h 15m  
Attendance: 4600

RUS vs THA  
3 0

Teams	Sets	1	2	3	Total
RUS	3	25	25	25	75
THA	0	18	19	18	55
	Playing Time	22m	24m	23m	1h 09m

First Referee: TIMERMANIS Kaspars (LAT)


Second Referee: ZHANG Xin (CHN)

RUS - Russian Fed.


Scoring Spike

Limit 15.00%

Rk	No	Name	Spikes	Faults	Shots	Total Attempts	Eff %
1	8	GONCHAROVA Natalya	18	3	7	28	53.57
2	5	PASYNKOVA Aleksandra	7	3	12	22	18.18
3	11	CHAPLINA Victoriia	7	4	10	21	14.29
	4	ZARYAZHKO Irina	3	1	5	9	
	1	BORODAKOVA-BORISENKO Maria	2	1	1	4	
	17	MALYKH Natalia	2	-	1	3	
	10	PANKOVA Ekaterina	-	-	1	1	
	2	SALINA Anastasia	-	-	-	-	
	9	BONDAR Kseniia	-	-	-	-	
	14	DIANSKAYA Natalia	-	-	-	-	
	19	MALOVA Anna	-	-	-	-	
	20	SHLYAKHOVAYA Anastasia	-	-	-	-	
<b>Team Totals</b>			39	12	37	88	30.68

Scoring Block


Rk	No	Name	Kill Blocks	Faults	Rebounds	Total Attempts	Avg by Set
1	4	ZARYAZHKO Irina	4	7	10	21	1.33
2	5	PASYNKOVA Aleksandra	3	3	3	9	1.00
2	11	CHAPLINA Victoriia	3	2	2	7	1.00
4	1	BORODAKOVA-BORISENKO Maria	1	5	7	13	0.33
4	8	GONCHAROVA Natalya	1	2	1	4	0.33
6	10	PANKOVA Ekaterina	-	3	1	4	0.00
6	17	MALYKH Natalia	-	-	2	2	0.00
	2	SALINA Anastasia	-	-	-	-	
	9	BONDAR Kseniia	-	-	-	-	
	14	DIANSKAYA Natalia	-	-	-	-	
	19	MALOVA Anna	-	-	-	-	
	20	SHLYAKHOVAYA Anastasia	-	-	-	-	
<b>Team Totals</b>			12	22	26	60	4.00

Scoring Service


Rk	No	Name	Aces	Faults	Serve Hits	Total Attempts	Avg by Set
1	11	CHAPLINA Victoriia	2	1	16	19	0.67
2	1	BORODAKOVA-BORISENKO Maria	1	1	16	18	0.33
3	5	PASYNKOVA Aleksandra	-	3	10	13	0.00
3	8	GONCHAROVA Natalya	-	2	8	10	0.00
3	4	ZARYAZHKO Irina	-	-	7	7	0.00
3	10	PANKOVA Ekaterina	-	-	7	7	0.00
	2	SALINA Anastasia	-	-	-	-	
	9	BONDAR Kseniia	-	-	-	-	
	14	DIANSKAYA Natalia	-	-	-	-	
	17	MALYKH Natalia	-	-	-	-	
	19	MALOVA Anna	-	-	-	-	
	20	SHLYAKHOVAYA Anastasia	-	-	-	-	
<b>Team Totals</b>			3	7	64	74	1.00

Team

Opponent Errors & Team Faults	21
-------------------------------	----

Timing and Results provided by  TISSOT



Match No: 34

### Match Statistics

статистика

Match Duration: 1h 15m  
Attendance: 4600


RUS vs THA  
3 0

Teams	Sets	1	2	3	Total
RUS	3	25	25	25	75
THA	0	18	19	18	55
	Playing Time	22m	24m	23m	1h 09m


First Referee: TIMERMANIS Kaspars (LAT)

Second Referee: ZHANG Xin (CHN)

### RUS - Russian Fed.

Non-Scoring Dig


Rk	No	Name	Digs	Faults	Receptions	Total Attempts	Avg by Set
1	19	MALOVA Anna	8	1	2	11	2.67
2	11	CHAPLINA Victoriia	3	1	4	8	1.00
3	1	BORODAKOVA-BORISENKO Maria	2	1	3	6	0.67
4	5	PASYNKOVA Aleksandra	1	2	10	13	0.33
4	8	GONCHAROVA Natalya	1	2	5	8	0.33
6	10	PANKOVA Ekaterina	-	2	13	15	0.00
6	4	ZARYAZHKO Irina	-	1	1	2	0.00
	2	SALINA Anastasia	-	-	-	-	-
	9	BONDAR Kseniia	-	-	-	-	-
	14	DIANSKAYA Natalia	-	-	-	-	-
	17	MALYKH Natalia	-	-	-	-	-
	20	SHLYAKHOVAYA Anastasia	-	-	-	-	-
<b>Team Totals</b>			15	10	38	63	5.00

Non-Scoring Set


Rk	No	Name	Running Sets	Faults	Still Sets	Total Attempts	Avg by Set
1	10	PANKOVA Ekaterina	31	-	30	61	10.33
2	11	CHAPLINA Victoriia	2	-	4	6	0.67
2	4	ZARYAZHKO Irina	2	-	2	4	0.67
4	19	MALOVA Anna	1	-	4	5	0.33
4	2	SALINA Anastasia	1	-	3	4	0.33
4	1	BORODAKOVA-BORISENKO Maria	1	-	1	2	0.33
7	5	PASYNKOVA Aleksandra	-	-	1	1	0.00
7	8	GONCHAROVA Natalya	-	-	1	1	0.00
	9	BONDAR Kseniia	-	-	-	-	-
	14	DIANSKAYA Natalia	-	-	-	-	-
	17	MALYKH Natalia	-	-	-	-	-
	20	SHLYAKHOVAYA Anastasia	-	-	-	-	-
<b>Team Totals</b>			38		46	84	12.67

Non-Scoring Reception

<b>Limit</b> 25.00%

Rk	No	Name	Excellents	Faults	Serve Receptions	Total Attempts	Succ %
1	5	PASYNKOVA Aleksandra	6	1	18	25	24.00
	11	CHAPLINA Victoriia	5	3	3	11	
	19	MALOVA Anna	4	-	3	7	
	1	BORODAKOVA-BORISENKO Maria	1	-	-	1	
	8	GONCHAROVA Natalya	1	-	-	1	
	2	SALINA Anastasia	-	-	-	-	
	4	ZARYAZHKO Irina	-	-	-	-	
	9	BONDAR Kseniia	-	-	-	-	
	10	PANKOVA Ekaterina	-	-	-	-	
	14	DIANSKAYA Natalia	-	-	-	-	
	17	MALYKH Natalia	-	-	-	-	
	20	SHLYAKHOVAYA Anastasia	-	-	-	-	
<b>Team Totals</b>			17	4	24	45	37.78





Match No: 34

### Match Statistics

статистика

Match Duration: 1h 15m  
Attendance: 4600

RUS vs THA  
3 0

Teams	Sets	1	2	3	Total
RUS	3	25	25	25	75
THA	0	18	19	18	55
	Playing Time	22m	24m	23m	1h 09m

First Referee: TIMERMANIS Kaspars (LAT)


Second Referee: ZHANG Xin (CHN)

### THA - Thailand


Scoring Spike

Limit 15.00%

Rk	No	Name	Spikes	Faults	Shots	Total Attempts	Eff %
1	12	CHAISRI Tapaphaipun	7	1	19	27	22.22
2	15	KANTHONG Malika	7	5	4	16	12.50
	6	SITTIRAK Onuma	9	14	16	39	
	4	NUEKJANG Thatdao	5	1	3	9	
	17	KAMULTHALA Kaewkalaya	1	-	4	5	
	13	TOMKOM Nootsara	1	-	2	3	
	11	HYAPHA Amporn	1	1	1	3	
	3	PHANUSIT Em-Orn	1	-	1	2	
	2	PANNOY Piyanut	-	-	1	1	
	16	GUEDPARD Pornpun	-	-	1	1	
	14	BUNDASAK Jarasporn	-	-	-	-	
	19	KEAWBUNDIT Sontaya	-	-	-	-	
<b>Team Totals</b>			32	22	52	106	9.43

Scoring Block



Rk	No	Name	Kill Blocks	Faults	Rebounds	Total Attempts	Avg by Set
1	15	KANTHONG Malika	2	6	2	10	0.67
2	16	GUEDPARD Pornpun	1	-	-	1	0.33
3	4	NUEKJANG Thatdao	-	5	6	11	0.00
3	11	HYAPHA Amporn	-	6	1	7	0.00
3	12	CHAISRI Tapaphaipun	-	3	2	5	0.00
3	17	KAMULTHALA Kaewkalaya	-	3	2	5	0.00
3	6	SITTIRAK Onuma	-	3	1	4	0.00
3	13	TOMKOM Nootsara	-	-	2	2	0.00
	2	PANNOY Piyanut	-	-	-	-	
	3	PHANUSIT Em-Orn	-	-	-	-	
	14	BUNDASAK Jarasporn	-	-	-	-	
	19	KEAWBUNDIT Sontaya	-	-	-	-	
<b>Team Totals</b>			3	26	16	45	1.00

Scoring Service


Rk	No	Name	Aces	Faults	Serve Hits	Total Attempts	Avg by Set
1	12	CHAISRI Tapaphaipun	1	-	8	9	0.33
1	6	SITTIRAK Onuma	1	2	6	9	0.33
1	15	KANTHONG Malika	1	3	5	9	0.33
1	16	GUEDPARD Pornpun	1	2	-	3	0.33
5	13	TOMKOM Nootsara	-	1	9	10	0.00
5	4	NUEKJANG Thatdao	-	2	5	7	0.00
5	11	HYAPHA Amporn	-	-	3	3	0.00
5	17	KAMULTHALA Kaewkalaya	-	-	3	3	0.00
5	19	KEAWBUNDIT Sontaya	-	-	3	3	0.00
	2	PANNOY Piyanut	-	-	-	-	
	3	PHANUSIT Em-Orn	-	-	-	-	
	14	BUNDASAK Jarasporn	-	-	-	-	
<b>Team Totals</b>			4	10	42	56	1.33

Team

Opponent Errors & Team Faults	16
-------------------------------	----

Timing and Results provided by  TISSOT



Match No: 34

### Match Statistics

статистика

Match Duration: 1h 15m  
Attendance: 4600


RUS vs THA  
3 0

Teams	Sets	1	2	3	Total
RUS	3	25	25	25	75
THA	0	18	19	18	55
	Playing Time	22m	24m	23m	1h 09m


First Referee: TIMERMANIS Kaspars (LAT)

Second Referee: ZHANG Xin (CHN)

### THA - Thailand

Non-Scoring Dig


Rk	No	Name	Digs	Faults	Receptions	Total Attempts	Avg by Set
1	15	KANTHONG Malika	3	2	6	11	1.00
2	6	SITTIRAK Onuma	2	1	10	13	0.67
3	2	PANNOY Piyanut	1	3	9	13	0.33
4	13	TOMKOM Nootsara	-	4	8	12	0.00
4	12	CHAISRI Tapaphaipun	-	1	6	7	0.00
4	4	NUEKJANG Thatdao	-	1	4	5	0.00
4	17	KAMULTHALA Kaewkalaya	-	-	1	1	0.00
4	19	KEAWBUNDIT Sontaya	-	1	-	1	0.00
	3	PHANUSIT Em-Orn	-	-	-	-	-
	11	HYAPHA Amporn	-	-	-	-	-
	14	BUNDASAK Jarasporn	-	-	-	-	-
	16	GUEDPARD Pornpun	-	-	-	-	-
<b>Team Totals</b>			6	13	44	63	2.00

Non-Scoring Set


Rk	No	Name	Running Sets	Faults	Still Sets	Total Attempts	Avg by Set
1	13	TOMKOM Nootsara	16	-	40	56	5.33
2	2	PANNOY Piyanut	4	-	6	10	1.33
3	16	GUEDPARD Pornpun	3	-	7	10	1.00
4	12	CHAISRI Tapaphaipun	2	-	2	4	0.67
5	6	SITTIRAK Onuma	1	-	3	4	0.33
6	15	KANTHONG Malika	-	1	4	5	0.00
6	11	HYAPHA Amporn	-	-	1	1	0.00
	3	PHANUSIT Em-Orn	-	-	-	-	-
	4	NUEKJANG Thatdao	-	-	-	-	-
	14	BUNDASAK Jarasporn	-	-	-	-	-
	17	KAMULTHALA Kaewkalaya	-	-	-	-	-
	19	KEAWBUNDIT Sontaya	-	-	-	-	-
<b>Team Totals</b>			26	1	63	90	8.67

Non-Scoring Reception

<b>Limit</b> 25.00%

Rk	No	Name	Excellents	Faults	Serve Receptions	Total Attempts	Succ %
1	12	CHAISRI Tapaphaipun	14	-	11	25	56.00
2	15	KANTHONG Malika	8	3	12	23	34.78
	6	SITTIRAK Onuma	6	-	2	8	-
	2	PANNOY Piyanut	5	-	2	7	-
	3	PHANUSIT Em-Orn	-	-	-	-	-
	4	NUEKJANG Thatdao	-	-	-	-	-
	11	HYAPHA Amporn	-	-	-	-	-
	13	TOMKOM Nootsara	-	-	-	-	-
	14	BUNDASAK Jarasporn	-	-	-	-	-
	16	GUEDPARD Pornpun	-	-	-	-	-
	17	KAMULTHALA Kaewkalaya	-	-	-	-	-
	19	KEAWBUNDIT Sontaya	-	-	-	-	-
<b>Team Totals</b>			33	3	27	63	52.38

Avg	Eff%	Rk	Succ%
Average	Efficiency	Rank	Success %

Timing and Results provided by  TISSOT



Match No: 31

### Start List

Стартовый список

## SVK vs HKG

First Referee: VOECK Julie (USA)

Second Referee: JANG Jong Hyang

### SVK - Slovakia

No.	C/L	Name	Shirt Name	Height m / ft in	Weight kg / lbs	Highest Reach		Date of Birth	Tournament Totals				
						Spike cm	Block cm		Spike	Block	Serve	Total	%
1		KUCIAKOVA Miroslava	Kuciakovska	1.79/5'10"	65/143	303	290	31 JAN 1989	40	7	4	51	22.47
2		HUDECOVA Romana	Hudecova	1.79/5'10"	62/137	300	288	21 SEP 1993		1		1	0.44
3		KOSOVA Simona	Kosova	1.87/6'2"	67/148	308	295	27 MAR 1992	22	3	3	28	12.33
5		SALANCIOVA Erika	Salanciova	1.86/6'1"	69/152	302	290	14 JUN 1991	17	2	3	22	9.69
6		DROBNAKOVA Dominika	Drobnakova	1.82/6'0"	67/148	305	291	4 JUN 1992	10			10	4.41
9		PENCOVA Jaroslava	Pencova	1.90/6'3"	80/176	300	290	24 JUN 1990	25	9	2	36	15.86
11		ABRHAMOVA Michaela	Abrhamova	1.80/5'11"	75/165	300	290	31 AUG 1993	10	4	1	15	6.61
12		STANKOVIANSKA Monika	Stankovianska	1.90/6'3"	70/154	310	295	26 NOV 1986	19	2	4	25	11.01
14	L	VALACHOVA Dominika	Valachova	1.65/5'5"	56/123	295	290	4 JUN 1986	1			1	0.44
16		KUBOVA Paula	Kubova	1.82/6'0"	68/150	295	288	28 MAY 1986	14	2	1	17	7.49
17	C	DUDOVA Katarina	Dudova	1.75/5'9"	69/152	288	249	27 APR 1985	10	5	4	19	8.37
19		SMATANIKOVA Jaroslava	Smatanikova	1.76/5'9"	67/148	285	280	5 JAN 1992	1		1	2	0.88
Head Coach			CADA Miroslav			Assistant Coach			MATUSOV Michal				

#### Results in this Universiade

Phase	Opponent	Sets	Points per Set
Preliminary	PRK	0 - 3	14-25, 15-25, 17-25
Preliminary	CHN	3 - 1	25-22, 18-25, 25-20, 28-26
Preliminary	TPE	2 - 3	25-20, 14-25, 25-21, 21-25, 12-15
Quarterfinals (9-16)	USA	3 - 0	25-10, 25-18, 25-19

### HKG - Hong Kg, China


No.	C/L	Name	Shirt Name	Height m / ft in	Weight kg / lbs	Highest Reach		Date of Birth	Tournament Totals				
						Spike cm	Block cm		Spike	Block	Serve	Total	%
1		YEUNG Sau Mei	S.M. YEUNG	1.83/6'0"	62/137	286	277	30 AUG 1985	40	5	5	50	29.59
2		FONG Sze Man	S.M. FONG	1.74/5'9"	71/157	278	268	30 JAN 1990	16	4	1	21	12.43
3		KWOK Pui Yiu	P.Y. KWOK	1.73/5'8"	61/134	275	266	20 SEP 1991	2			2	1.18
4		LAM Yee Ting	Y.T. LAM	1.66/5'5"	61/134	272	259	26 DEC 1990	10	2	4	16	9.47
5		TSANG Sze Nga	S.N. TSANG	1.75/5'9"	57/126	279	270	7 MAY 1987	16	4	2	22	13.02
6		FONG Sze Long	S.L. FONG	1.67/5'6"	57/126	268	260	30 JAN 1990	7			7	4.14
7	L	CHAN Eu Eu	E.E. CHAN	1.54/5'1"	52/115	250	244	1 OCT 1988					
8		LUNG Tsz Wang	T.W. LUNG	1.70/5'7"	63/139	270	263	23 DEC 1990	12	2	4	18	10.65
9	C	WONG Bo Kwan	B.K. WONG	1.68/5'6"	59/130	261	260	27 JUN 1992					
10		NG Wing Yan	W.Y. NG	1.76/5'9"	61/134	273	268	28 OCT 1989	4	2		6	3.55
11		IP Hoi Lun, Helen	H.L. IP	1.77/5'10"	71/157	273	268	24 OCT 1990	20	6	1	27	15.98
Head Coach			KWAN Wing Sang			Assistant Coach			YOUNG Kin Keung				

#### Results in this Universiade

Phase	Opponent	Sets	Points per Set
Preliminary	THA	0 - 3	9-25, 7-25, 16-25
Preliminary	JPN	0 - 3	12-25, 10-25, 18-25
Preliminary	CHI	1 - 3	27-29, 25-20, 18-25, 17-25
Quarterfinals (9-16)	NOR	3 - 1	28-26, 22-25, 25-22, 25-23

#### LEGEND

% Percent of total team scoring    C Team Captain    L Libero Player

Timing and Results provided by  TISSOT



Match No: 31

**Match Results**  
Результат / Отчет о матче

Match Duration: 1h 15m  
Attendance: 126

**SVK vs HKG**  
**3 0**

Teams	Sets	1	2	3	Total
SVK	3	25	25	25	75
HKG	0	22	11	11	44
<b>Playing Time</b>		27m	20m	22m	1h 09m

First Referee: VOECK Julie (USA)

Second Referee: JANG Jong Hyang

SVK - Slovakia								
No	C/L	Name	1	2	3	4	5	Pts
1		KUCIAKOVA Miroslava	2	5	4			9
2		HUDECOVA Romana	4		1			4
3		KOSOVA Simona	5	3	2			12
5		SALANCIOVA Erika						
6		DROBNAKOVA Dominika	1	2	1			11
9		PENCOVA Jaroslava						
11		ABRHAMOVA Michaela	2	6	5			6
12		STANKOVIANSKA Monika	3	4	3			10
14	L	VALACHOVA Dominika	L	L	L			
16		KUBOVA Paula			12			2
17	C	DUDOVA Katarina	19	1	6			3
19		SMATANIKOVA Jaroslava	6		17			2
<b>Head Coach</b>		CADA Miroslav						
<b>Assistant Coach</b>		MATUSOV Michal						

HKG - Hong Kg, China								
No	C/L	Name	1	2	3	4	5	Pts
1		YEUNG Sau Mei	4	4	6			7
2		FONG Sze Man	6	6	3			2
3		KWOK Pui Yiu			9			
4		LAM Yee Ting	3	3	2			
5		TSANG Sze Nga	5	5	4			6
6		FONG Sze Long	1	1	1			4
7	L	CHAN Eu Eu	L	L	L			
8		LUNG Tsz Wang	1	1	5			
9	C	WONG Bo Kwan	2	2	6			
10		NG Wing Yan	4	4	2			4
11		IP Hoi Lun, Helen	2	2	5			8
<b>Head Coach</b>		KWAN Wing Sang						
<b>Assistant Coach</b>		YOUNG Kin Keung						

**TEAM AND PLAYER PERFORMANCES**

Won	Total Atts	No Name	Scoring Skills	Won	Total Atts	No Name
<b>41</b>	<b>113</b>	<b>Total Team</b>		<b>25</b>	<b>115</b>	<b>Total Team</b>
8	24	12 STANKOVIANSKA Monika	<b>Spike</b>	6	10	11 IP Hoi Lun, Helen
8	19	6 DROBNAKOVA Dominika		6	31	1 YEUNG Sau Mei
7	18	1 KUCIAKOVA Miroslava		5	16	5 TSANG Sze Nga
<b>10</b>	<b>53</b>	<b>Total Team</b>	<b>Block</b>	<b>4</b>	<b>63</b>	<b>Total Team</b>
4	17	3 KOSOVA Simona		1	13	5 TSANG Sze Nga
2	7	1 KUCIAKOVA Miroslava		1	6	1 YEUNG Sau Mei
2	11	11 ABRHAMOVA Michaela	1	14	11 IP Hoi Lun, Helen	
<b>8</b>	<b>73</b>	<b>Total Team</b>	<b>Serve</b>	<b>2</b>	<b>46</b>	<b>Total Team</b>
2	11	6 DROBNAKOVA Dominika		1	8	6 FONG Sze Long
2	12	3 KOSOVA Simona		1	8	11 IP Hoi Lun, Helen
1	12	12 STANKOVIANSKA Monika				
<b>16</b>		<b>Total Team</b>	<b>Opp Error</b>	<b>13</b>		<b>Total Team</b>
<b>75</b>	<b>239</b>	<b>Total Team</b>	<b>Total</b>	<b>44</b>	<b>224</b>	<b>Total Team</b>
<b>12</b>	<b>51</b>	<b>3 KOSOVA Simona</b>	<b>Best Scorer</b>	<b>8</b>	<b>32</b>	<b>11 IP Hoi Lun, Helen</b>

LEGEND			
Atts	Attempts	C	Team Captain
L	Libero player	L	Substitute libero
n	Starting line-up where n = starting position on court (i.e. positions 1 to 6)	nn	Substitute where nn = jersey number of out going player
Opp	Opponent	Pts	Points scored

Timing and Results provided by **TISSOT**



SAT 13 JUL 2013  
20:00  
21:15

Match No: 31

### Match Statistics

статистика

Match Duration: 1h 15m  
Attendance: 126

SVK vs HKG  
3 0

Teams	Sets	1	2	3	Total
SVK	3	25	25	25	75
HKG	0	22	11	11	44
Playing Time		27m	20m	22m	1h 09m

First Referee: VOECK Julie (USA)


Second Referee: JANG Jong Hyang

### SVK - Slovakia


Scoring Spike

Limit 15.00%

Rk	No	Name	Spikes	Faults	Shots	Total Attempts	Eff %
1	1	KUCIAKOVA Miroslava	7	-	11	18	38.89
2	6	DROBNAKOVA Dominika	8	3	8	19	26.32
3	3	KOSOVA Simona	6	1	15	22	22.73
4	12	STANKOVIANSKA Monika	8	3	13	24	20.83
	2	HUDECOVA Romana	4	1	9	14	
	11	ABRHAMOVA Michaela	3	-	5	8	
	16	KUBOVA Paula	2	1	1	4	
	17	DUDOVA Katarina	2	-	-	2	
	14	VALACHOVA Dominika	-	-	1	1	
	19	SMATANIKOVA Jaroslava	1	-	-	1	
	5	SALANCIOVA Erika	-	-	-	-	
	9	PENCOVA Jaroslava	-	-	-	-	
<b>Team Totals</b>			41	9	63	113	28.32

Scoring Block



Rk	No	Name	Kill Blocks	Faults	Rebounds	Total Attempts	Avg by Set
1	3	KOSOVA Simona	4	5	8	17	1.33
2	11	ABRHAMOVA Michaela	2	7	2	11	0.67
2	1	KUCIAKOVA Miroslava	2	2	3	7	0.67
4	12	STANKOVIANSKA Monika	1	4	4	9	0.33
4	6	DROBNAKOVA Dominika	1	-	2	3	0.33
6	16	KUBOVA Paula	-	-	2	2	0.00
6	17	DUDOVA Katarina	-	-	2	2	0.00
6	2	HUDECOVA Romana	-	1	1	2	0.00
	5	SALANCIOVA Erika	-	-	-	-	
	9	PENCOVA Jaroslava	-	-	-	-	
	14	VALACHOVA Dominika	-	-	-	-	
	19	SMATANIKOVA Jaroslava	-	-	-	-	
<b>Team Totals</b>			10	19	24	53	3.33

Scoring Service


Rk	No	Name	Aces	Faults	Serve Hits	Total Attempts	Avg by Set
1	3	KOSOVA Simona	2	1	9	12	0.67
1	6	DROBNAKOVA Dominika	2	-	9	11	0.67
3	11	ABRHAMOVA Michaela	1	1	12	14	0.33
3	12	STANKOVIANSKA Monika	1	-	11	12	0.33
3	17	DUDOVA Katarina	1	1	8	10	0.33
3	19	SMATANIKOVA Jaroslava	1	-	5	6	0.33
7	1	KUCIAKOVA Miroslava	-	1	4	5	0.00
7	2	HUDECOVA Romana	-	2	1	3	0.00
	5	SALANCIOVA Erika	-	-	-	-	
	9	PENCOVA Jaroslava	-	-	-	-	
	14	VALACHOVA Dominika	-	-	-	-	
	16	KUBOVA Paula	-	-	-	-	
<b>Team Totals</b>			8	6	59	73	2.67

Team

Opponent Errors & Team Faults	16
-------------------------------	----

Timing and Results provided by  TISSOT





SAT 13 JUL 2013  
20:00  
21:15

Match No: 31

Match Statistics  
статистика

Match Duration: 1h 15m  
Attendance: 126


SVK vs HKG  
3 0

Teams	Sets	1	2	3	Total
SVK	3	25	25	25	75
HKG	0	22	11	11	44
Playing Time		27m	20m	22m	1h 09m


First Referee: VOECK Julie (USA)

Second Referee: JANG Jong Hyang

SVK - Slovakia

Non-Scoring Dig


Rk	No	Name	Digs	Faults	Receptions	Total Attempts	Avg by Set
1	14	VALACHOVA Dominika	13	2	8	23	4.33
2	6	DROBNAKOVA Dominika	5	2	7	14	1.67
2	1	KUCIAKOVA Miroslava	5	-	4	9	1.67
4	17	DUDOVA Katarina	3	-	9	12	1.00
4	12	STANKOVIANSKA Monika	3	1	3	7	1.00
6	11	ABRHAMOVA Michaela	2	1	3	6	0.67
7	3	KOSOVA Simona	1	-	2	3	0.33
7	16	KUBOVA Paula	1	-	-	1	0.33
9	19	SMATANIKOVA Jaroslava	-	-	4	4	0.00
9	2	HUDECOVA Romana	-	-	1	1	0.00
	5	SALANCIOVA Erika	-	-	-	-	-
	9	PENCOVA Jaroslava	-	-	-	-	-
<b>Team Totals</b>			33	6	41	80	11.00


Non-Scoring Set


Rk	No	Name	Running Sets	Faults	Still Sets	Total Attempts	Avg by Set
1	17	DUDOVA Katarina	26	2	27	55	8.67
2	19	SMATANIKOVA Jaroslava	7	-	21	28	2.33
3	14	VALACHOVA Dominika	2	-	5	7	0.67
4	6	DROBNAKOVA Dominika	1	-	4	5	0.33
4	3	KOSOVA Simona	1	-	3	4	0.33
4	11	ABRHAMOVA Michaela	1	-	3	4	0.33
7	1	KUCIAKOVA Miroslava	-	-	3	3	0.00
7	2	HUDECOVA Romana	-	-	1	1	0.00
7	12	STANKOVIANSKA Monika	-	-	1	1	0.00
7	16	KUBOVA Paula	-	-	1	1	0.00
	5	SALANCIOVA Erika	-	-	-	-	-
	9	PENCOVA Jaroslava	-	-	-	-	-
<b>Team Totals</b>			38	2	69	109	12.67

Non-Scoring Reception

<b>Limit</b> 25.00%

Rk	No	Name	Excellents	Faults	Serve Receptions	Total Attempts	Succ %
1	14	VALACHOVA Dominika	9	1	9	19	47.37
2	6	DROBNAKOVA Dominika	3	1	10	14	21.43
	2	HUDECOVA Romana	1	-	4	5	-
	1	KUCIAKOVA Miroslava	1	-	1	2	-
	3	KOSOVA Simona	-	-	-	-	-
	5	SALANCIOVA Erika	-	-	-	-	-
	9	PENCOVA Jaroslava	-	-	-	-	-
	11	ABRHAMOVA Michaela	-	-	-	-	-
	12	STANKOVIANSKA Monika	-	-	-	-	-
	16	KUBOVA Paula	-	-	-	-	-
	17	DUDOVA Katarina	-	-	-	-	-
	19	SMATANIKOVA Jaroslava	-	-	-	-	-
<b>Team Totals</b>			14	2	24	40	35.00

Timing and Results provided by  TISSOT



SAT 13 JUL 2013  
20:00  
21:15

Match No: 31

### Match Statistics

статистика

Match Duration: 1h 15m  
Attendance: 126

SVK vs HKG  
3 0

Teams	Sets	1	2	3	Total
SVK	3	25	25	25	75
HKG	0	22	11	11	44
	Playing Time	27m	20m	22m	1h 09m

First Referee: VOECK Julie (USA)


Second Referee: JANG Jong Hyang

### HKG - Hong Kg, China


Scoring Spike

Limit 15.00%

Rk	No	Name	Spikes	Faults	Shots	Total Attempts	Eff %
1	1	YEUNG Sau Mei	6	5	20	31	3.23
	2	FONG Sze Man	2	3	17	22	
	5	TSANG Sze Nga	5	3	8	16	
	6	FONG Sze Long	3	1	11	15	
	11	IP Hoi Lun, Helen	6	-	4	10	
	10	NG Wing Yan	3	1	3	7	
	8	LUNG Tsz Wang	-	2	4	6	
	3	KWOK Pui Yiu	-	1	2	3	
	4	LAM Yee Ting	-	1	2	3	
	7	CHAN Eu Eu	-	1	-	1	
	9	WONG Bo Kwan	-	1	-	1	
<b>Team Totals</b>			25	19	71	115	5.22

Scoring Block


Rk	No	Name	Kill Blocks	Faults	Rebounds	Total Attempts	Avg by Set
1	11	IP Hoi Lun, Helen	1	7	6	14	0.33
1	5	TSANG Sze Nga	1	5	7	13	0.33
1	10	NG Wing Yan	1	6	2	9	0.33
1	1	YEUNG Sau Mei	1	3	2	6	0.33
5	2	FONG Sze Man	-	7	4	11	0.00
5	4	LAM Yee Ting	-	3	2	5	0.00
5	3	KWOK Pui Yiu	-	2	-	2	0.00
5	9	WONG Bo Kwan	-	2	-	2	0.00
5	6	FONG Sze Long	-	-	1	1	0.00
	7	CHAN Eu Eu	-	-	-	-	
	8	LUNG Tsz Wang	-	-	-	-	
<b>Team Totals</b>			4	35	24	63	1.33

Scoring Service


Rk	No	Name	Aces	Faults	Serve Hits	Total Attempts	Avg by Set
1	6	FONG Sze Long	1	-	7	8	0.33
1	11	IP Hoi Lun, Helen	1	-	7	8	0.33
3	4	LAM Yee Ting	-	1	7	8	0.00
3	2	FONG Sze Man	-	1	5	6	0.00
3	5	TSANG Sze Nga	-	1	4	5	0.00
3	1	YEUNG Sau Mei	-	1	3	4	0.00
3	8	LUNG Tsz Wang	-	1	2	3	0.00
3	9	WONG Bo Kwan	-	-	2	2	0.00
3	10	NG Wing Yan	-	-	2	2	0.00
	3	KWOK Pui Yiu	-	-	-	-	
	7	CHAN Eu Eu	-	-	-	-	
<b>Team Totals</b>			2	5	39	46	0.67

Team
Opponent Errors & Team Faults

Opponent Errors & Team Faults	13
-------------------------------	----



SAT 13 JUL 2013  
20:00  
21:15

Match No: 31

Match Statistics  
статистика

Match Duration: 1h 15m  
Attendance: 126


SVK vs HKG  
3 0

Teams	Sets	1	2	3	Total
SVK	3	25	25	25	75
HKG	0	22	11	11	44
	Playing Time	27m	20m	22m	1h 09m


First Referee: VOECK Julie (USA)

Second Referee: JANG Jong Hyang

HKG - Hong Kg, China

Non-Scoring Dig


Rk	No	Name	Digs	Faults	Receptions	Total Attempts	Avg by Set
1	4	LAM Yee Ting	4	3	8	15	1.33
1	7	CHAN Eu Eu	4	2	7	13	1.33
1	1	YEUNG Sau Mei	4	-	2	6	1.33
4	6	FONG Sze Long	2	1	9	12	0.67
4	2	FONG Sze Man	2	1	8	11	0.67
6	10	NG Wing Yan	1	-	3	4	0.33
6	8	LUNG Tsz Wang	1	-	2	3	0.33
8	9	WONG Bo Kwan	-	-	4	4	0.00
8	5	TSANG Sze Nga	-	-	3	3	0.00
8	11	IP Hoi Lun, Helen	-	-	3	3	0.00
8	3	KWOK Pui Yiu	-	-	1	1	0.00
<b>Team Totals</b>			18	7	50	75	6.00

Non-Scoring Set



Rk	No	Name	Running Sets	Faults	Still Sets	Total Attempts	Avg by Set
1	4	LAM Yee Ting	11	1	42	54	3.67
2	9	WONG Bo Kwan	6	-	10	16	2.00
3	7	CHAN Eu Eu	5	-	13	18	1.67
4	1	YEUNG Sau Mei	1	-	2	3	0.33
4	10	NG Wing Yan	1	-	2	3	0.33
4	5	TSANG Sze Nga	1	-	1	2	0.33
7	2	FONG Sze Man	-	-	4	4	0.00
7	11	IP Hoi Lun, Helen	-	-	4	4	0.00
7	6	FONG Sze Long	-	-	3	3	0.00
7	8	LUNG Tsz Wang	-	-	3	3	0.00
7	3	KWOK Pui Yiu	-	1	-	1	0.00
<b>Team Totals</b>			25	2	84	111	8.33

Non-Scoring Reception

<b>Limit</b>
25.00%

Rk	No	Name	Excellents	Faults	Serve Receptions	Total Attempts	Succ %
1	1	YEUNG Sau Mei	1	2	7	10	10.00
2	7	CHAN Eu Eu	1	1	13	15	6.67
3	2	FONG Sze Man	-	-	13	13	0.00
3	6	FONG Sze Long	-	2	11	13	0.00
	8	LUNG Tsz Wang	1	1	6	8	
	10	NG Wing Yan	-	-	2	2	
	3	KWOK Pui Yiu	-	1	1	2	
	5	TSANG Sze Nga	-	1	1	2	
	11	IP Hoi Lun, Helen	-	-	1	1	
	4	LAM Yee Ting	-	-	-	-	
	9	WONG Bo Kwan	-	-	-	-	
<b>Team Totals</b>			3	8	55	66	4.55

Avg	Eff%	Rk	Succ%
Average	Efficiency	Rank	Success %

Timing and Results provided by  TISSOT



# Result Book

27th Summer Universiade in Kazan 2013



## Volleyball

Women's Finals







Match No: 39

### Start List

Стартовый список

## TPE vs PRK

First Referee: VANAVESKI Kristjan (EST)

Second Referee: MYREDAL Andreas (NOR)

### TPE - Chinese Taipei

No.	C/L	Name	Shirt Name	Height m / ft in	Weight kg / lbs	Highest Reach		Date of Birth	Tournament Totals				
						Spike cm	Block cm		Spike	Block	Serve	Total	%
3		CHEN Hsi	CHEN. H.	1.78/5'10"	65/143	275	260	15 MAR 1993	1			1	0.36
4		HAN Ping-Ting	HAN. P.T	1.72/5'8"	58/128	270	260	20 JAN 1991	29	2	3	34	12.10
5		LEE Hsin-Jung	LEE. H.J	1.58/5'2"	50/110	250	245	10 NOV 1992					
6		YANG Yi-Chen	YANG. Y.C	1.66/5'5"	60/132	248	243	4 APR 1992	5		9	14	4.98
7	L	CHIEN Chia-Hui	CHIEN. C.H	1.63/5'4"	58/128	266	253	27 FEB 1993	1			1	0.36
8		HSIAO Hsiang-Ling	HSIAO. H.L	1.72/5'8"	63/139	270	269	2 JAN 1993	26	2	1	29	10.32
10		YIN Yu-Ting	YIN. Y.T	1.68/5'6"	62/137	268	265	14 OCT 1990	30	1	5	36	12.81
11		CHEN Wan-Ting	CHEN. W.T	1.78/5'10"	64/141	274	264	25 NOV 1990	75	3	10	88	31.32
12	C	CHEN Wan-Ching	CHEN. W.C	1.68/5'6"	56/123	268	263	16 JUN 1988	1		2	3	1.07
13		WANG Ai-Shih	WANG. A.S	1.78/5'10"	75/165	276	270	10 OCT 1992	22	6	5	33	11.74
16		WANG Pei-Chen	WANG. P.C	1.70/5'7"	62/137	270	263	22 NOV 1992	8	1	1	10	3.56
17		CHEN Yi-Ju	CHEN. Y.J	1.74/5'9"	64/141	248	243	21 DEC 1989	21	8	3	32	11.39

Head Coach CHANG En-Chung

Assistant Coach WANG Po-Hua

#### Results in this Universiade

Phase	Opponent	Sets	Points per Set
Preliminary	CHN	3 - 0	25-20, 25-21, 27-25
Preliminary	PRK	0 - 3	21-25, 18-25, 10-25
Preliminary	SVK	3 - 2	20-25, 25-14, 21-25, 25-21, 15-12
Quarterfinals	RUS	0 - 3	21-25, 17-25, 22-25
Semifinals (5-8)	CAN	1 - 3	25-27, 25-14, 20-25, 25-27

### PRK - DPR Korea

No.	C/L	Name	Shirt Name	Height m / ft in	Weight kg / lbs	Highest Reach		Date of Birth	Tournament Totals				
						Spike cm	Block cm		Spike	Block	Serve	Total	%
1		KIM Un Jong	K. UN JONG	1.82/6'0"	67/148	272	254	2 JUL 1991	16	6	6	28	11.02
2		KIM Yong Mi	K. YONG MI	1.76/5'9"	66/146	261	246	14 NOV 1992	5			5	1.97
3		JONG Jin Sim	J. JIN SIM	1.82/6'0"	70/154	277	257	1 FEB 1992	81	1	11	93	36.61
5		HAN Ok Sim	H. OK SIM	1.81/5'11"	66/146	267	253	1 OCT 1991	16	1	5	22	8.66
6	C	MIN Ok Ju	M. OK JU	1.76/5'9"	65/143	261	247	2 SEP 1990	5	3	6	14	5.51
7		RI Sun Jong	R. SUN JONG	1.76/5'9"	63/139	266	246	19 MAY 1990	16	5	5	26	10.24
8	L	RO Un Yong	R. UN YONG	1.74/5'9"	66/146	254	242	23 SEP 1994					
9		RI Pom Hui	R. POM HUI	1.74/5'9"	70/154	259	244	16 APR 1991	49		6	55	21.65
10		KANG Suk Gyong	K. SUK GYONG	1.75/5'9"	67/148	265	250	18 OCT 1993	6		1	7	2.76
12		PAK Yon Suk	P. YON SUK	1.70/5'7"	67/148	250	240	13 JUN 1986	2	1	1	4	1.57
13	L	JONG Song Hui	J. SONG HUI	1.70/5'7"	60/132	255	240	30 NOV 1992					


Head Coach KANG OK Sun

Assistant Coach JANG Kyong Su

#### Results in this Universiade

Phase	Opponent	Sets	Points per Set
Preliminary	SVK	3 - 0	25-14, 25-15, 25-17
Preliminary	TPE	3 - 0	25-21, 25-18, 25-10
Preliminary	CHN	3 - 0	25-16, 25-17, 25-21
Quarterfinals	POL	1 - 3	25-14, 21-25, 21-25, 18-25
Semifinals (5-8)	JPN	0 - 3	8-25, 7-25, 15-25

LEGEND			
%	Percent of total team scoring	C	Team Captain
		L	Libero Player

Timing and Results provided by  TISSOT





Match No: 39

**Match Results**  
Результат / Отчет о матче

Match Duration: 1h 54m  
Attendance: 880

**TPE vs PRK**  
1 3

Teams	Sets	1	2	3	4	Total
TPE	1	25	21	12	24	82
PRK	3	23	25	25	26	99
	Playing Time	27m	27m	21m	30m	1h 45m

First Referee:

Second Referee:

TPE - Chinese Taipei									
No	C/L	Name	1	2	3	4	5	Pts	
3		CHEN Hsi	6	6	17			3	
4		HAN Ping-Ting	5	5	5	2		10	
5		LEE Hsin-Jung	10	10		4			
6		YANG Yi-Chen	16	12	1	1		4	
7	L	CHIEN Chia-Hui	L	L	L	L			
8		HSIAO Hsiang-Ling	12	17	16	5		8	
10		YIN Yu-Ting	2	2	2			5	
11		CHEN Wan-Ting							
12	C	CHEN Wan-Ching	1	1	6				
13		WANG Ai-Shih	3	3	6	3		6	
16		WANG Pei-Chen	4	4	4	4		18	
17		CHEN Yi-Ju	3	3	3	6		10	
Head Coach		CHANG En-Chung							
Assistant Coach		WANG Po-Hua							

PRK - DPR Korea									
No	C/L	Name	1	2	3	4	5	Pts	
1		KIM Un Jong	5	5	5	5		2	
2		KIM Yong Mi		6	6	6		9	
3		JONG Jin Sim	4	4	4	4		30	
5		HAN Ok Sim	6						
6	C	MIN Ok Ju	3	3	3	3		8	
7		RI Sun Jong	2	2	2	2		10	
8	L	RO Un Yong		L					
9		RI Pom Hui	1	1	1	1		14	
10		KANG Suk Gyong							
12		PAK Yon Suk							
13	L	JONG Song Hui	L	L	L	L			
Head Coach		KANG Ok Sun							
Assistant Coach		JANG Kyong Su							

**TEAM AND PLAYER PERFORMANCES**

Won	Total Atts	No Name	Scoring Skills	Won	Total Atts	No Name
51	186	Total Team		60	167	Total Team
16	35	16 WANG Pei-Chen	Spike	27	54	3 JONG Jin Sim
10	46	4 HAN Ping-Ting		11	46	9 RI Pom Hui
7	24	17 CHEN Yi-Ju		9	18	7 RI Sun Jong
3	68	Total Team	Block	6	51	Total Team
1	10	10 YIN Yu-Ting		2	9	2 KIM Yong Mi
1	19	17 CHEN Yi-Ju		1	4	9 RI Pom Hui
1	11	13 WANG Ai-Shih	1	8	6 MIN Ok Ju	
10	82	Total Team	Serve	7	98	Total Team
3	8	6 YANG Yi-Chen		3	15	3 JONG Jin Sim
2	14	13 WANG Ai-Shih		2	15	6 MIN Ok Ju
2	13	17 CHEN Yi-Ju	2	16	9 RI Pom Hui	
18		Total Team	Opp Error	26		Total Team
82	336	Total Team	Total	99	316	Total Team
18	55	16 WANG Pei-Chen	Best Scorer	30	71	3 JONG Jin Sim

**LEGEND**

Atts Attempts  
L Libero player  
n Starting line-up where n = starting position on court (i.e. positions 1 to 6)  
Opp Opponent

C Team Captain  
L Substitute libero  
nn Substitute where nn = jersey number of out going player  
Pts Points scored

Timing and Results provided by TISSOT



Match No: 39

### Match Statistics

СТАТИСТИКА

Match Duration: 1h 54m  
Attendance: 880

### TPE vs PRK

Teams	Sets	1 3				Total
		1	2	3	4	
TPE	1	25	21	12	24	82
PRK	3	23	25	25	26	99
Playing Time		27m	27m	21m	30m	1h 45m

First Referee:


Second Referee:

### TPE - Chinese Taipei


Scoring Spike

Limit 15.00%

Rk	No	Name	Spikes	Faults	Shots	Total Attempts	Eff %
1	16	WANG Pei-Chen	16	5	14	35	31.43
2	4	HAN Ping-Ting	10	8	28	46	4.35
	17	CHEN Yi-Ju	7	1	16	24	
	10	YIN Yu-Ting	4	2	16	22	
	8	HSIAO Hsiang-Ling	7	1	7	15	
	13	WANG Ai-Shih	3	1	11	15	
	3	CHEN Hsi	3	2	7	12	
	6	YANG Yi-Chen	1	1	6	8	
	7	CHIEN Chia-Hui	-	-	5	5	
	12	CHEN Wan-Ching	-	-	4	4	
	5	LEE Hsin-Jung	-	-	-	-	
	11	CHEN Wan-Ting	-	-	-	-	
Team Totals			51	21	114	186	16.13

Scoring Block



Rk	No	Name	Kill Blocks	Faults	Rebounds	Total Attempts	Avg by Set
1	17	CHEN Yi-Ju	1	7	11	19	0.25
1	13	WANG Ai-Shih	1	5	5	11	0.25
1	10	YIN Yu-Ting	1	3	6	10	0.25
4	16	WANG Pei-Chen	-	4	5	9	0.00
4	3	CHEN Hsi	-	3	4	7	0.00
4	12	CHEN Wan-Ching	-	2	3	5	0.00
4	4	HAN Ping-Ting	-	2	2	4	0.00
4	8	HSIAO Hsiang-Ling	-	1	1	2	0.00
4	6	YANG Yi-Chen	-	-	1	1	0.00
	5	LEE Hsin-Jung	-	-	-	-	
	7	CHIEN Chia-Hui	-	-	-	-	
	11	CHEN Wan-Ting	-	-	-	-	
Team Totals			3	27	38	68	0.75

Scoring Service


Rk	No	Name	Aces	Faults	Serve Hits	Total Attempts	Avg by Set
1	6	YANG Yi-Chen	3	-	5	8	0.75
2	13	WANG Ai-Shih	2	1	11	14	0.50
2	17	CHEN Yi-Ju	2	1	10	13	0.50
2	16	WANG Pei-Chen	2	2	7	11	0.50
5	8	HSIAO Hsiang-Ling	1	-	8	9	0.25
6	4	HAN Ping-Ting	-	1	9	10	0.00
6	10	YIN Yu-Ting	-	1	5	6	0.00
6	3	CHEN Hsi	-	-	4	4	0.00
6	12	CHEN Wan-Ching	-	-	4	4	0.00
6	5	LEE Hsin-Jung	-	-	3	3	0.00
	7	CHIEN Chia-Hui	-	-	-	-	
	11	CHEN Wan-Ting	-	-	-	-	
Team Totals			10	6	66	82	2.50

Team

Opponent Errors & Team Faults	18	1
-------------------------------	----	---

Timing and Results provided by  TISSOT



Match No: 39

### Match Statistics

СТАТИСТИКА

Match Duration: 1h 54m  
Attendance: 880


### TPE vs PRK

Teams	Sets	1 3				Total
		1	2	3	4	
TPE	1	25	21	12	24	82
PRK	3	23	25	25	26	99
Playing Time		27m	27m	21m	30m	1h 45m


First Referee:

Second Referee:

### TPE - Chinese Taipei

Non-Scoring Dig


Rk	No	Name	Digs	Faults	Receptions	Total Attempts	Avg by Set
1	7	CHIEN Chia-Hui	7	5	15	27	1.75
2	16	WANG Pei-Chen	2	2	16	20	0.50
2	12	CHEN Wan-Ching	2	-	7	9	0.50
4	10	YIN Yu-Ting	1	-	9	10	0.25
4	4	HAN Ping-Ting	1	1	8	10	0.25
4	8	HSIAO Hsiang-Ling	1	-	8	9	0.25
4	6	YANG Yi-Chen	1	1	4	6	0.25
4	5	LEE Hsin-Jung	1	1	3	5	0.25
4	13	WANG Ai-Shih	1	-	1	2	0.25
10	3	CHEN Hsi	-	1	5	6	0.00
10	17	CHEN Yi-Ju	-	1	3	4	0.00
	11	CHEN Wan-Ting	-	-	-	-	-
<b>Team Totals</b>			17	12	79	108	4.25

Non-Scoring Set


Rk	No	Name	Running Sets	Faults	Still Sets	Total Attempts	Avg by Set
1	12	CHEN Wan-Ching	20	-	54	74	5.00
1	6	YANG Yi-Chen	20	1	43	64	5.00
3	17	CHEN Yi-Ju	2	-	4	6	0.50
4	7	CHIEN Chia-Hui	1	-	6	7	0.25
4	8	HSIAO Hsiang-Ling	1	-	4	5	0.25
4	10	YIN Yu-Ting	1	-	3	4	0.25
4	13	WANG Ai-Shih	1	2	1	4	0.25
8	16	WANG Pei-Chen	-	1	2	3	0.00
8	4	HAN Ping-Ting	-	-	2	2	0.00
	3	CHEN Hsi	-	-	-	-	-
	5	LEE Hsin-Jung	-	-	-	-	-
	11	CHEN Wan-Ting	-	-	-	-	-
<b>Team Totals</b>			46	4	119	169	11.50

Non-Scoring Reception

<b>Limit</b> 25.00%

Rk	No	Name	Excellents	Faults	Serve Receptions	Total Attempts	Succ %
1	7	CHIEN Chia-Hui	11	1	27	39	28.21
	4	HAN Ping-Ting	4	1	17	22	
	10	YIN Yu-Ting	1	4	12	17	
	8	HSIAO Hsiang-Ling	-	1	6	7	
	5	LEE Hsin-Jung	1	-	4	5	
	16	WANG Pei-Chen	-	-	1	1	
	3	CHEN Hsi	-	-	-	-	
	6	YANG Yi-Chen	-	-	-	-	
	11	CHEN Wan-Ting	-	-	-	-	
	12	CHEN Wan-Ching	-	-	-	-	
	13	WANG Ai-Shih	-	-	-	-	
	17	CHEN Yi-Ju	-	-	-	-	
<b>Team Totals</b>			17	7	67	91	18.68





Match No: 39

### Match Statistics

СТАТИСТИКА

Match Duration: 1h 54m  
Attendance: 880


### TPE vs PRK

Teams	Sets	1 3				Total
		1	2	3	4	
TPE	1	25	21	12	24	82
PRK	3	23	25	25	26	99
Playing Time		27m	27m	21m	30m	1h 45m


First Referee:

Second Referee:

### PRK - DPR Korea

Non-Scoring Dig


Rk	No	Name	Digs	Faults	Receptions	Total Attempts	Avg by Set
1	13	JONG Song Hui	7	6	7	20	1.75
2	9	RI Pom Hui	5	1	10	16	1.25
2	2	KIM Yong Mi	5	2	8	15	1.25
4	6	MIN Ok Ju	4	3	12	19	1.00
5	3	JONG Jin Sim	3	1	14	18	0.75
6	5	HAN Ok Sim	2	1	8	11	0.50
6	1	KIM Un Jong	2	-	2	4	0.50
8	7	RI Sun Jong	1	3	6	10	0.25
8	8	RO Un Yong	1	-	2	3	0.25
	10	KANG Suk Gyong	-	-	-	-	-
	12	PAK Yon Suk	-	-	-	-	-
<b>Team Totals</b>			30	17	69	116	7.50

Non-Scoring Set


Rk	No	Name	Running Sets	Faults	Still Sets	Total Attempts	Avg by Set
1	6	MIN Ok Ju	48	3	63	114	12.00
2	2	KIM Yong Mi	1	-	13	14	0.25
2	7	RI Sun Jong	1	-	4	5	0.25
2	1	KIM Un Jong	1	-	3	4	0.25
5	13	JONG Song Hui	-	-	3	3	0.00
5	3	JONG Jin Sim	-	-	2	2	0.00
5	5	HAN Ok Sim	-	-	2	2	0.00
5	9	RI Pom Hui	-	-	2	2	0.00
	8	RO Un Yong	-	-	-	-	-
	10	KANG Suk Gyong	-	-	-	-	-
	12	PAK Yon Suk	-	-	-	-	-
<b>Team Totals</b>			51	3	92	146	12.75


Non-Scoring Reception

<b>Limit</b>
<b>25.00%</b>

Rk	No	Name	Excellents	Faults	Serve Receptions	Total Attempts	Succ %
	9	RI Pom Hui	1	1	19	21	
	13	JONG Song Hui	5	4	11	20	
	3	JONG Jin Sim	2	3	11	16	
	2	KIM Yong Mi	1	-	9	10	
	5	HAN Ok Sim	1	2	2	5	
	8	RO Un Yong	-	2	2	4	
	1	KIM Un Jong	-	-	-	-	
	6	MIN Ok Ju	-	-	-	-	
	7	RI Sun Jong	-	-	-	-	
	10	KANG Suk Gyong	-	-	-	-	
	12	PAK Yon Suk	-	-	-	-	
<b>Team Totals</b>			10	12	54	76	13.16

LEGEND

Avg Average Eff% Efficiency Rk Rank Succ% Success %

Timing and Results provided by  TISSOT





Match No: 36

### Start List

Стартовый список

## CHN vs USA

First Referee: TUBYLOV Alexander (RUS)

Second Referee: SANMI Yoko (JPN)

### CHN - China White

No.	C/L	Name	Shirt Name	Height m / ft in	Weight kg / lbs	Highest Reach		Date of Birth	Tournament Totals					
						Spike cm	Block cm		Spike	Block	Serve	Total	%	
1		REN Kaiyi		1.83/6'0"	75/165	305	295	14 DEC 1991	71	2	11	84	28.19	
2		FU Ting		1.79/5'10"	70/154	300	290	9 NOV 1991	8	3	1	12	4.03	
3	L	SUN Xiaxia		1.70/5'7"	60/132	290	280	19 MAY 1991						
4		YU Heng		1.76/5'9"	65/143	295	285	20 MAY 1992						
5		FU Ping		1.76/5'9"	68/150	300	290	9 NOV 1991						
6		XI Zenghui		1.86/6'1"	76/168	300	287	2 SEP 1990	14	8	1	23	7.72	
7		WANG Danyi		1.78/5'10"	65/143	295	287	10 APR 1989	13	3	3	19	6.38	
8		LIU Zichen		1.86/6'1"	78/172	307	295	4 FEB 1993	14	3	3	20	6.71	
9		SUN Chunni		1.87/6'2"	77/170	307	295	2 MAR 1988	59	7	8	74	24.83	
10		ZHOU Ying		1.83/6'0"	65/143	295	285	18 OCT 1993						
11		QU Rongrong		1.83/6'0"	75/165	305	295	12 FEB 1990	23	9	1	33	11.07	
12	C	ZHAO Shuihan		1.75/5'9"	62/137	300	290	1 JAN 1989	29	3	1	33	11.07	
<b>Head Coach</b> LIU Donghui				<b>Assistant Coach</b> SHENG Chunyuan										

#### Results in this Universiade

Phase	Opponent	Sets	Points per Set
Preliminary	TPE	0 - 3	20-25, 21-25, 25-27
Preliminary	SVK	1 - 3	22-25, 25-18, 20-25, 26-28
Preliminary	PRK	0 - 3	16-25, 17-25, 21-25
Quarterfinals (9-16)	CZE	2 - 3	25-23, 15-25, 25-19, 15-25, 11-15
Placement	USA	3 - 1	25-20, 25-19, 22-25, 25-17

### USA - United States Blue

No.	C/L	Name	Shirt Name	Height m / ft in	Weight kg / lbs	Highest Reach		Date of Birth	Tournament Totals					
						Spike cm	Block cm		Spike	Block	Serve	Total	%	
2		MADONIA Gina	MADONIA	1.75/5'9"	61/134	280	275	28 JAN 1993						
3		KEATING Chelsea	KEATING	1.85/6'1"	80/176	305	299	20 JUL 1992	36	10	8	54	19.93	
4	L	MCCARTY Tristan	MCCARTY	1.78/5'10"	68/150	285	280	23 DEC 1991						
5		SHURBET Bailey	SHURBET	1.78/5'10"	65/143	287	283	5 OCT 1994						
6	C	BRAND Katie	BRAND	1.85/6'1"	77/170	299	297	13 APR 1994	6	8	7	21	7.75	
7		COOK Courtney	COOK	1.82/6'0"	70/154	299	297	26 JAN 1992	4			4	1.48	
9		REININGER Katherine	REININGER	1.85/6'1"	75/165	302	299	31 AUG 1994	6	2		8	2.95	
14		JOHNSON Taylor	JOHNSON	1.82/6'0"	77/170	307	302	24 AUG 1992	22	11	1	34	12.55	
15		LANGHAIM Brookelyn	LANGHAIM	1.92/6'4"	77/170	305	299	30 JAN 1995						
16		KAUFMAN Dakota	KAUFMAN	1.85/6'1"	74/163	305	302	16 MAY 1992	35	8	3	46	16.97	
17		PELGER Kaitlynn	PELGER	1.88/6'2"	69/152	299	297	28 MAY 1992	40	6	8	54	19.93	
18		TRAXSON Courtney	TRAXSON	1.85/6'1"	71/157	305	299	4 MAR 1992	38	7	5	50	18.45	
<b>Head Coach</b> FRITZ Susan				<b>Assistant Coach</b> HULSMEYER Jeffery										

#### Results in this Universiade

Phase	Opponent	Sets	Points per Set
Preliminary	POL	0 - 3	17-25, 14-25, 20-25
Preliminary	CZE	0 - 3	14-25, 25-27, 14-25
Preliminary	RUS	0 - 3	16-25, 23-25, 19-25
Quarterfinals (9-16)	SVK	0 - 3	10-25, 18-25, 19-25
Semifinals (13-16)	NOR	3 - 0	25-18, 25-15, 25-16
Placement	CHN	1 - 3	20-25, 19-25, 25-22, 17-25

#### LEGEND

% Percent of total team scoring    C Team Captain    L Libero Player

Timing and Results provided by  TISSOT



Match No: 36

### Match Results

Результат / Отчет о матче

Match Duration: 1h 36m  
Attendance: 232

## CHN vs USA

3 1

Teams	Sets	1	2	3	4	Total
CHN	3	25	25	22	25	97
USA	1	20	19	25	17	81
	Playing Time	22m	21m	22m	22m	1h 27m

First Referee: TUBYLOV Alexander (RUS)

Second Referee: SANMI Yoko (JPN)

CHN - China								
No	C/L	Name	1	2	3	4	5	Pts
1		REN Kaiyi	5	5	5	5		23
2		FU Ting	3	3	3	3		6
3	L	SUN Xiaxia	L	L	L	L		
4		YU Heng						
5		FU Ping						
6		XI Zenghui						
7		WANG Danyi						
8		LIU Zichen	4	4	4	4		11
9		SUN Chunni	2	2	2	2		11
10		ZHOU Ying						
11		QU Rongrong	6	6	6	6		10
12	C	ZHAO Shuihan	1	1	1	1		9
Head Coach		LIU Donghui						
Assistant Coach		SHENG Chunyuan						

USA - United States								
No	C/L	Name	1	2	3	4	5	Pts
2		MADONIA Gina	1	14	14			
3		KEATING Chelsea	2	3	1	3		13
4	L	MCCARTY Tristan	L	L	L	L		
5		SHURBET Bailey						
6	C	BRAND Katie	5	6	4	6		3
7		COOK Courtney				14		
9		REININGER Katherine						
14		JOHNSON Taylor	2	2	6	2		11
15		LANGHAIM Brookelyn						
16		KAUFMAN Dakota	6	1	5	1		9
17		PELGER Kaitlynn	4	5	3	5		13
18		TRAXSON Courtney	3	4	2	4		14
Head Coach		FRITZ Susan						
Assistant Coach		HULSMAYER Jeffery						

### TEAM AND PLAYER PERFORMANCES

Won	Total Atts	No Name	Scoring Skills	Won	Total Atts	No Name
56	131	Total Team	Spike	51	143	Total Team
18	45	1 REN Kaiyi		12	27	18 TRAXSON Courtney
9	15	11 QU Rongrong		11	29	3 KEATING Chelsea
8	14	12 ZHAO Shuihan		10	28	17 PELGER Kaitlynn
4	65	Total Team	Block	6	81	Total Team
1	9	1 REN Kaiyi		2	13	14 JOHNSON Taylor
1	11	12 ZHAO Shuihan		1	13	16 KAUFMAN Dakota
1	6	8 LIU Zichen	1	10	18 TRAXSON Courtney	
10	96	Total Team	Serve	6	82	Total Team
4	16	1 REN Kaiyi		3	17	17 PELGER Kaitlynn
3	22	9 SUN Chunni		1	10	6 BRAND Katie
2	16	8 LIU Zichen	1	15	18 TRAXSON Courtney	
27		Total Team	Opp Error	18		Total Team
97	292	Total Team	Total	81	306	Total Team
23	70	1 REN Kaiyi	Best Scorer	14	52	18 TRAXSON Courtney

#### LEGEND

Atts Attempts  
L Libero player  
n Starting line-up where n = starting position on court (i.e. positions 1 to 6)  
Opp Opponent

C Team Captain  
L Substitute libero  
nn Substitute where nn = jersey number of out going player  
Pts Points scored

Timing and Results provided by TISSOT



Match No: 36

### Match Statistics

статистика

Match Duration: 1h 36m  
Attendance: 232

### CHN vs USA

3 1

Teams	Sets	1	2	3	4	Total
CHN	3	25	25	22	25	97
USA	1	20	19	25	17	81
Playing Time		22m	21m	22m	22m	1h 27m

First Referee: TUBYLOV Alexander (RUS)

Second Referee: SANMI Yoko (JPN)

### CHN - China

Scoring Spike

Limit 15.00%

Rk	No	Name	Spikes	Faults	Shots	Total Attempts	Eff %
1	8	LIU Zichen	8	2	16	26	23.08
2	1	REN Kaiyi	18	8	19	45	22.22
	9	SUN Chunni	8	9	6	23	
	11	QU Rongrong	9	1	5	15	
	12	ZHAO Shuihan	8	-	6	14	
	2	FU Ting	5	-	3	8	
	3	SUN Xiaxia	-	-	-	-	
	4	YU Heng	-	-	-	-	
	5	FU Ping	-	-	-	-	
	6	XI Zenghui	-	-	-	-	
	7	WANG Danyi	-	-	-	-	
	10	ZHOU Ying	-	-	-	-	
Team Totals			56	20	55	131	27.48

Scoring Block


Rk	No	Name	Kill Blocks	Faults	Rebounds	Total Attempts	Avg by Set
1	11	QU Rongrong	1	11	2	14	0.25
1	12	ZHAO Shuihan	1	7	3	11	0.25
1	1	REN Kaiyi	1	2	6	9	0.25
1	8	LIU Zichen	1	4	1	6	0.25
5	2	FU Ting	-	12	8	20	0.00
5	9	SUN Chunni	-	2	3	5	0.00
	3	SUN Xiaxia	-	-	-	-	
	4	YU Heng	-	-	-	-	
	5	FU Ping	-	-	-	-	
	6	XI Zenghui	-	-	-	-	
	7	WANG Danyi	-	-	-	-	
	10	ZHOU Ying	-	-	-	-	
Team Totals			4	38	23	65	1.00

Scoring Service


Rk	No	Name	Aces	Faults	Serve Hits	Total Attempts	Avg by Set
1	1	REN Kaiyi	4	-	12	16	1.00
2	9	SUN Chunni	3	-	19	22	0.75
3	8	LIU Zichen	2	1	13	16	0.50
4	2	FU Ting	1	1	15	17	0.25
5	11	QU Rongrong	-	-	14	14	0.00
5	12	ZHAO Shuihan	-	-	11	11	0.00
	3	SUN Xiaxia	-	-	-	-	
	4	YU Heng	-	-	-	-	
	5	FU Ping	-	-	-	-	
	6	XI Zenghui	-	-	-	-	
	7	WANG Danyi	-	-	-	-	
	10	ZHOU Ying	-	-	-	-	
Team Totals			10	2	84	96	2.50

Team

Opponent Errors & Team Faults	27
-------------------------------	----

Timing and Results provided by  TISSOT



SUN 14 JUL 2013  
15:00  
16:36

Match No: 36

Match Statistics  
статистика

Match Duration: 1h 36m  
Attendance: 232


CHN vs USA  
3 1

Teams	Sets	1	2	3	4	Total
CHN	3	25	25	22	25	97
USA	1	20	19	25	17	81
	Playing Time	22m	21m	22m	22m	1h 27m

First Referee: TUBYLOV Alexander (RUS)

Second Referee: SANMI Yoko (JPN)

CHN - China

Non-Scoring Dig


Rk	No	Name	Digs	Faults	Receptions	Total Attempts	Avg by Set
1	3	SUN Xiaxia	8	4	7	19	2.00
2	1	REN Kaiyi	7	4	12	23	1.75
3	11	QU Rongrong	4	1	7	12	1.00
4	9	SUN Chunni	3	3	9	15	0.75
4	2	FU Ting	3	1	4	8	0.75
6	12	ZHAO Shuihan	1	-	13	14	0.25
6	8	LIU Zichen	1	-	4	5	0.25
	4	YU Heng	-	-	-	-	-
	5	FU Ping	-	-	-	-	-
	6	XI Zenghui	-	-	-	-	-
	7	WANG Danyi	-	-	-	-	-
	10	ZHOU Ying	-	-	-	-	-
<b>Team Totals</b>			27	13	56	96	6.75

Non-Scoring Set


Rk	No	Name	Running Sets	Faults	Still Sets	Total Attempts	Avg by Set
1	12	ZHAO Shuihan	41	2	55	98	10.25
2	11	QU Rongrong	2	-	8	10	0.50
3	9	SUN Chunni	1	-	3	4	0.25
3	1	REN Kaiyi	1	-	2	3	0.25
3	3	SUN Xiaxia	1	-	1	2	0.25
3	8	LIU Zichen	1	-	1	2	0.25
7	2	FU Ting	-	-	2	2	0.00
	4	YU Heng	-	-	-	-	-
	5	FU Ping	-	-	-	-	-
	6	XI Zenghui	-	-	-	-	-
	7	WANG Danyi	-	-	-	-	-
	10	ZHOU Ying	-	-	-	-	-
<b>Team Totals</b>			47	2	72	121	11.75

Non-Scoring Reception

<b>Limit</b> 25.00%

Rk	No	Name	Excellents	Faults	Serve Receptions	Total Attempts	Succ %
1	1	REN Kaiyi	10	1	15	26	38.46
2	3	SUN Xiaxia	5	4	12	21	23.81
	8	LIU Zichen	2	1	13	16	
	9	SUN Chunni	1	-	6	7	
	2	FU Ting	-	-	-	-	
	4	YU Heng	-	-	-	-	
	5	FU Ping	-	-	-	-	
	6	XI Zenghui	-	-	-	-	
	7	WANG Danyi	-	-	-	-	
	10	ZHOU Ying	-	-	-	-	
	11	QU Rongrong	-	-	-	-	
	12	ZHAO Shuihan	-	-	-	-	
<b>Team Totals</b>			18	6	46	70	25.71



SUN 14 JUL 2013  
15:00  
16:36

Match No: 36

Match Statistics  
статистика

Match Duration: 1h 36m  
Attendance: 232

CHN vs USA  
3 1

Teams	Sets	1	2	3	4	Total
CHN	3	25	25	22	25	97
USA	1	20	19	25	17	81
Playing Time		22m	21m	22m	22m	1h 27m

First Referee: TUBYLOV Alexander (RUS)


Second Referee: SANMI Yoko (JPN)

USA - United States


Scoring Spike

Limit 15.00%

Rk	No	Name	Spikes	Faults	Shots	Total Attempts	Eff %
1	18	TRAXSON Courtney	12	1	14	27	40.74
2	17	PELGER Kaitlynn	10	3	15	28	25.00
3	3	KEATING Chelsea	11	4	14	29	24.14
4	14	JOHNSON Taylor	9	5	7	21	19.05
5	16	KAUFMAN Dakota	8	5	17	30	10.00
	6	BRAND Katie	1	1	3	5	
	4	MCCARTY Tristan	-	-	2	2	
	7	COOK Courtney	-	-	1	1	
	2	MADONIA Gina	-	-	-	-	
	5	SHURBET Bailey	-	-	-	-	
	9	REININGER Katherine	-	-	-	-	
	15	LANGHAIM Brookelyn	-	-	-	-	
Team Totals			51	19	73	143	22.38

Scoring Block



Rk	No	Name	Kill Blocks	Faults	Rebounds	Total Attempts	Avg by Set
1	14	JOHNSON Taylor	2	7	4	13	0.50
2	3	KEATING Chelsea	1	7	6	14	0.25
2	6	BRAND Katie	1	8	5	14	0.25
2	16	KAUFMAN Dakota	1	5	7	13	0.25
2	18	TRAXSON Courtney	1	4	5	10	0.25
6	17	PELGER Kaitlynn	-	11	6	17	0.00
	2	MADONIA Gina	-	-	-	-	
	4	MCCARTY Tristan	-	-	-	-	
	5	SHURBET Bailey	-	-	-	-	
	7	COOK Courtney	-	-	-	-	
	9	REININGER Katherine	-	-	-	-	
	15	LANGHAIM Brookelyn	-	-	-	-	
Team Totals			6	42	33	81	1.50

Scoring Service


Rk	No	Name	Aces	Faults	Serve Hits	Total Attempts	Avg by Set
1	17	PELGER Kaitlynn	3	3	11	17	0.75
2	18	TRAXSON Courtney	1	2	12	15	0.25
2	3	KEATING Chelsea	1	3	10	14	0.25
2	6	BRAND Katie	1	-	9	10	0.25
5	16	KAUFMAN Dakota	-	-	10	10	0.00
5	14	JOHNSON Taylor	-	1	8	9	0.00
5	2	MADONIA Gina	-	-	4	4	0.00
5	7	COOK Courtney	-	-	3	3	0.00
	4	MCCARTY Tristan	-	-	-	-	
	5	SHURBET Bailey	-	-	-	-	
	9	REININGER Katherine	-	-	-	-	
	15	LANGHAIM Brookelyn	-	-	-	-	
Team Totals			6	9	67	82	1.50

Team

Opponent Errors & Team Faults	18	1
-------------------------------	----	---

Timing and Results provided by  TISSOT





SUN 14 JUL 2013  
15:00  
16:36

Match No: 36

Match Statistics  
статистика

Match Duration: 1h 36m  
Attendance: 232


CHN vs USA  
3 1


Teams	Sets	1	2	3	4	Total
CHN	3	25	25	22	25	97
USA	1	20	19	25	17	81
Playing Time		22m	21m	22m	22m	1h 27m


First Referee: TUBYLOV Alexander (RUS)

Second Referee: SANMI Yoko (JPN)

USA - United States


Non-Scoring Dig	Rk	No	Name	Digs	Faults	Receptions	Total Attempts	Avg by Set	
	1	4	MCCARTY Tristan	7	1	7	15	1.75	
	1	6	BRAND Katie	7	2	5	14	1.75	
	3	17	PELGER Kaitlynn	4	4	6	14	1.00	
	4	16	KAUFMAN Dakota	3	2	6	11	0.75	
	4	18	TRAXSON Courtney	3	-	1	4	0.75	
	6	2	MADONIA Gina	1	-	3	4	0.25	
	6	14	JOHNSON Taylor	1	-	1	2	0.25	
	8	3	KEATING Chelsea	-	4	8	12	0.00	
		5	SHURBET Bailey	-	-	-	-	-	
		7	COOK Courtney	-	-	-	-	-	
		9	REININGER Katherine	-	-	-	-	-	
		15	LANGHAIM Brookelyn	-	-	-	-	-	
	<b>Team Totals</b>				26	13	37	76	6.50

Non-Scoring Set	Rk	No	Name	Running Sets	Faults	Still Sets	Total Attempts	Avg by Set	
	1	6	BRAND Katie	44	2	65	111	11.00	
	2	17	PELGER Kaitlynn	2	-	6	8	0.50	
	3	3	KEATING Chelsea	-	-	6	6	0.00	
	3	4	MCCARTY Tristan	-	-	3	3	0.00	
	3	14	JOHNSON Taylor	-	-	3	3	0.00	
	3	18	TRAXSON Courtney	-	-	2	2	0.00	
	3	16	KAUFMAN Dakota	-	-	1	1	0.00	
		2	MADONIA Gina	-	-	-	-	-	
		5	SHURBET Bailey	-	-	-	-	-	
		7	COOK Courtney	-	-	-	-	-	
		9	REININGER Katherine	-	-	-	-	-	
		15	LANGHAIM Brookelyn	-	-	-	-	-	
	<b>Team Totals</b>				46	2	86	134	11.50

Non-Scoring Reception	Rk	No	Name	Excellents	Faults	Serve Receptions	Total Attempts	Succ %	
	1	4	MCCARTY Tristan	15	3	16	34	44.12	
	2	17	PELGER Kaitlynn	13	4	14	31	41.94	
		3	KEATING Chelsea	2	2	11	15		
		2	MADONIA Gina	3	-	8	11		
		7	COOK Courtney	-	1	1	2		
		5	SHURBET Bailey	-	-	-	-		
		6	BRAND Katie	-	-	-	-		
		9	REININGER Katherine	-	-	-	-		
		14	JOHNSON Taylor	-	-	-	-		
		15	LANGHAIM Brookelyn	-	-	-	-		
		16	KAUFMAN Dakota	-	-	-	-		
		18	TRAXSON Courtney	-	-	-	-		
	<b>Team Totals</b>				33	10	50	93	35.48

Limit	25.00%
-------	--------

LEGEND	Avg	Eff%	Rk	Succ%
	Average	Efficiency	Rank	Success %

Timing and Results provided by  TISSOT



Match No: 40

### Start List

Стартовый список

## CAN vs JPN

First Referee: JASINSKI Dariusz (POL)

Second Referee: MICHLIC Agnieszka (POL)

### CAN - Canada White

No.	C/L	Name	Shirt Name	Height m / ft in	Weight kg / lbs	Highest Reach		Date of Birth	Tournament Totals					
						Spike cm	Block cm		Spike	Block	Serve	Total	%	
1	L	ANDREW-WASYLIK Tesca Bryn	ANDREW-WASYLIK	1.69/5'7"	60/132	285	275	11 AUG 1990						
2		CRANSTON Dana Margaret	CRANSTON	1.88/6'2"	73/161	312	300	5 DEC 1991	9	2	2	13	6.70	
5		CHARUK Lucille June	CHARUK	1.89/6'2"	90/198	310	300	13 AUG 1989	14	5	4	23	11.86	
9		LOVE Tabitha Ashly	LOVE	1.96/6'5"	85/187	325	305	11 SEP 1991	21	2	2	25	12.89	
12		CYR Megan Elizabeth Mae	CYR	1.83/6'0"	76/168	295	280	1 JUN 1990			1	1	0.52	
13		NADEAU Marie-Sophie	NADEAU	1.84/6'0"	80/176	311	290	10 OCT 1989	4			4	2.06	
14	C	RICHEY Kyla Elizabeth	RICHEY	1.87/6'2"	80/176	307	291	20 JUN 1989	24	3		27	13.92	
15		PERRIN Alicia	PERRIN	1.88/6'2"	85/187	305	290	1 JUN 1992	20	9		29	14.95	
16		NYHOF Kelly Elizabeth	NYHOF	1.80/5'11"	84/185	303	296	29 JUN 1991		1		1	0.52	
17		FRENCH Kelci Brooke	FRENCH	1.81/5'11"	77/170	292	278	28 JAN 1990	6	1	2	9	4.64	
18		MARCELLE Shanice Anastasia	MARCELLE	1.80/5'11"	65/143	305	290	28 MAY 1990	18	6	2	26	13.40	
20		BARCLAY Lisa Dawn Margaret	BARCLAY	1.87/6'2"	82/181	310	300	7 JUN 1992	30	4	2	36	18.56	
<b>Head Coach</b> LUDWIG Arnd				<b>Assistant Coach</b> SCHMIDT Gina Pauline										

#### Results in this Universiade

Phase	Opponent	Sets	Points per Set
Preliminary	NOR	3 - 0	25-21, 25-14, 25-19
Preliminary	BRA	0 - 3	15-25, 15-25, 13-25
Quarterfinals	THA	0 - 3	17-25, 16-25, 24-26
Semifinals (5-8)	TPE	3 - 1	27-25, 14-25, 25-20, 27-25


### JPN - Japan Black

No.	C/L	Name	Shirt Name	Height m / ft in	Weight kg / lbs	Highest Reach		Date of Birth	Tournament Totals				
						Spike cm	Block cm		Spike	Block	Serve	Total	%
1	L	SATO Arisa	SATO	1.64/5'5"	48/106	270	230	18 JUL 1989					
2	C	YAMAGUCHI Kaname	YAMAGUCHI	1.70/5'7"	72/159	293	271	6 NOV 1989	7	2	2	11	3.73
3		OUMI Akari	OUMI	1.71/5'7"	64/141	297	276	10 NOV 1989	39	3	6	48	16.27
4		YOSHIMURA Shiho	YOSHIMURA	1.68/5'6"	68/150	292	275	13 DEC 1989					
5		NAKAMURA Ayumi	NAKAMURA	1.77/5'10"	70/154	299	280	29 AUG 1990	57	6	5	68	23.05
6		OKUMURA Mai	OKUMURA	1.77/5'10"	67/148	300	280	31 OCT 1990	26	11	1	38	12.88
7		YAMAGISHI Akane	YAMAGISHI	1.64/5'5"	55/121	283	263	8 JAN 1991			2	2	0.68
8		HATTORI Ayuka	HATTORI	1.79/5'10"	63/139	296	293	1 OCT 1987	5	1		6	2.03
9		YATAKA Naoko	YATAKA	1.76/5'9"	67/148	296	278	4 DEC 1991	22	7	1	30	10.17
10		TANAKA Misaki	TANAKA	1.73/5'8"	65/143	285	273	28 DEC 1991		2	1	3	1.02
11		TERAI Yumi	TERAI	1.81/5'11"	70/154	305	285	31 MAR 1992	16	4	2	22	7.46
12		IMAMURA Yuka	IMAMURA	1.75/5'9"	72/159	293	288	2 SEP 1993	59	3	5	67	22.71
<b>Head Coach</b> NAKANISHI Yasumi				<b>Assistant Coach</b> FUJII Masahiro									

#### Results in this Universiade

Phase	Opponent	Sets	Points per Set
Preliminary	CHI	3 - 0	25-13, 25-14, 25-8
Preliminary	HKG	3 - 0	25-12, 25-10, 25-18
Preliminary	THA	0 - 3	26-28, 26-28, 20-25
Quarterfinals	BRA	1 - 3	21-25, 16-25, 25-18, 26-28
Semifinals (5-8)	PRK	3 - 0	25-8, 25-7, 25-15

LEGEND			
%	Percent of total team scoring	C	Team Captain
L	Libero Player		

Timing and Results provided by  TISSOT



Match No: 40

### Match Results

Результат / Отчет о матче

Match Duration: 1h 26m  
Attendance: 870

**CAN vs JPN**  
**0 3**

Teams	Sets	1	2	3	Total
CAN	0	23	21	20	64
JPN	3	25	25	25	75
Playing Time		27m	27m	26m	1h 20m

First Referee: JASINSKI Dariusz (POL)

Second Referee: MICHLIC Agnieszka (POL)

CAN - Canada								
No	C/L	Name	1	2	3	4	5	Pts
1	L	ANDREW-WASYLIK Tesca Bryn	L	L	L			
2		CRANSTON Dana Margaret	1	1	5			4
5		CHARUK Lucille June	5	5	3			5
9		LOVE Tabitha Ashly	17	20	4			5
12		CYR Megan Elizabeth Mae	20		17			
13		NADEAU Marie-Sophie	2	2	2			1
14	C	RICHEY Kyla Elizabeth	4	4	2			11
15		PERRIN Alicia	2	2	6			11
16		NYHOF Kelly Elizabeth						
17		FRENCH Kelci Brooke	3	3	1			2
18		MARCELLE Shanice Anastasia						
20		BARCLAY Lisa Dawn Margaret	6	6				8
Head Coach		LUDWIG Arnd						
Assistant Coach		SCHMIDT Gina Pauline						

JPN - Japan								
No	C/L	Name	1	2	3	4	5	Pts
1	L	SATO Arisa	L	L	L			
2	C	YAMAGUCHI Kaname	1	1				1
3		OUMI Akari	5	5	5			9
4		YOSHIMURA Shiho						
5		NAKAMURA Ayumi	4	4	4			12
6		OKUMURA Mai	3	3	3			6
7		YAMAGISHI Akane	12		11			
8		HATTORI Ayuka			3			2
9		YATAKA Naoko	6	6				6
10		TANAKA Misaki		2	1			1
11		TERAI Yumi		9	6			4
12		IMAMURA Yuka	2	2	2			17
Head Coach		NAKANISHI Yasumi						
Assistant Coach		FUJII Masahiro						

### TEAM AND PLAYER PERFORMANCES

Won	Total Atts	No Name	Scoring Skills	Won	Total Atts	No Name
36	135	<b>Total Team</b>		46	136	<b>Total Team</b>
9	25	14 RICHEY Kyla Elizabeth	Spike	13	33	12 IMAMURA Yuka
6	16	15 PERRIN Alicia		8	25	5 NAKAMURA Ayumi
5	10	5 CHARUK Lucille June		8	29	3 OUMI Akari
10	55	<b>Total Team</b>	Block	9	53	<b>Total Team</b>
4	6	20 BARCLAY Lisa Dawn Margaret		3	7	12 IMAMURA Yuka
4	14	15 PERRIN Alicia		3	14	5 NAKAMURA Ayumi
2	7	14 RICHEY Kyla Elizabeth	Serve	1	10	6 OKUMURA Mai
1	65	<b>Total Team</b>		3	74	<b>Total Team</b>
1	8	15 PERRIN Alicia		1	16	5 NAKAMURA Ayumi
			Opp Error	1	11	9 YATAKA Naoko
17		<b>Total Team</b>		1	11	12 IMAMURA Yuka
64	255	<b>Total Team</b>		17		<b>Total Team</b>
			Total	75	263	<b>Total Team</b>
11	46	14 RICHEY Kyla Elizabeth		<b>Best Scorer</b>	17	51

LEGEND			
Atts	Attempts	C	Team Captain
L	Libero player	L	Substitute libero
n	Starting line-up where n = starting position on court (i.e. positions 1 to 6)	nn	Substitute where nn = jersey number of out going player
Opp	Opponent	Pts	Points scored

Timing and Results provided by TISSOT



Match No: 40

### Match Statistics

статистика

Match Duration: 1h 26m  
Attendance: 870

CAN vs JPN  
0 3

Teams	Sets	1	2	3	Total
CAN	0	23	21	20	64
JPN	3	25	25	25	75
	Playing Time	27m	27m	26m	1h 20m

First Referee: JASINSKI Dariusz (POL)


Second Referee: MICHLIC Agnieszka (POL)

### CAN - Canada


Scoring Spike

Limit 15.00%

Rk	No	Name	Spikes	Faults	Shots	Total Attempts	Eff %
1	14	RICHEY Kyla Elizabeth	9	2	14	25	28.00
2	9	LOVE Tabitha Ashly	5	3	15	23	8.70
	2	CRANSTON Dana Margaret	4	4	20	28	
	20	BARCLAY Lisa Dawn Margaret	4	6	7	17	
	15	PERRIN Alicia	6	4	6	16	
	5	CHARUK Lucille June	5	-	5	10	
	13	NADEAU Marie-Sophie	1	1	7	9	
	17	FRENCH Kelci Brooke	2	-	3	5	
	1	ANDREW-WASYLIK Tesca Bryn	-	-	1	1	
	12	CYR Megan Elizabeth Mae	-	-	1	1	
	16	NYHOF Kelly Elizabeth	-	-	-	-	
	18	MARCELLE Shanice Anastasia	-	-	-	-	
<b>Team Totals</b>			36	20	79	135	11.85

Scoring Block



Rk	No	Name	Kill Blocks	Faults	Rebounds	Total Attempts	Avg by Set
1	15	PERRIN Alicia	4	6	4	14	1.33
1	20	BARCLAY Lisa Dawn Margaret	4	2	-	6	1.33
3	14	RICHEY Kyla Elizabeth	2	3	2	7	0.67
4	5	CHARUK Lucille June	-	1	8	9	0.00
4	2	CRANSTON Dana Margaret	-	4	5	9	0.00
4	17	FRENCH Kelci Brooke	-	-	6	6	0.00
4	9	LOVE Tabitha Ashly	-	-	2	2	0.00
4	12	CYR Megan Elizabeth Mae	-	-	2	2	0.00
	1	ANDREW-WASYLIK Tesca Bryn	-	-	-	-	
	13	NADEAU Marie-Sophie	-	-	-	-	
	16	NYHOF Kelly Elizabeth	-	-	-	-	
	18	MARCELLE Shanice Anastasia	-	-	-	-	
<b>Team Totals</b>			10	16	29	55	3.33

Scoring Service


Rk	No	Name	Aces	Faults	Serve Hits	Total Attempts	Avg by Set
1	15	PERRIN Alicia	1	-	7	8	0.33
2	14	RICHEY Kyla Elizabeth	-	-	14	14	0.00
2	2	CRANSTON Dana Margaret	-	-	11	11	0.00
2	17	FRENCH Kelci Brooke	-	2	9	11	0.00
2	5	CHARUK Lucille June	-	2	6	8	0.00
2	20	BARCLAY Lisa Dawn Margaret	-	1	3	4	0.00
2	9	LOVE Tabitha Ashly	-	-	3	3	0.00
2	12	CYR Megan Elizabeth Mae	-	-	3	3	0.00
2	13	NADEAU Marie-Sophie	-	-	3	3	0.00
	1	ANDREW-WASYLIK Tesca Bryn	-	-	-	-	
	16	NYHOF Kelly Elizabeth	-	-	-	-	
	18	MARCELLE Shanice Anastasia	-	-	-	-	
<b>Team Totals</b>			1	5	59	65	0.33

Team

Opponent Errors & Team Faults	17
-------------------------------	----

Timing and Results provided by  TISSOT



Match No: 40

### Match Statistics

статистика

Match Duration: 1h 26m  
Attendance: 870


CAN vs JPN  
0 3

Teams	Sets	1	2	3	Total
CAN	0	23	21	20	64
JPN	3	25	25	25	75
Playing Time		27m	27m	26m	1h 20m


First Referee: JASINSKI Dariusz (POL)

Second Referee: MICHLIC Agnieszka (POL)

### CAN - Canada

Non-Scoring Dig


Rk	No	Name	Digs	Faults	Receptions	Total Attempts	Avg by Set
1	1	ANDREW-WASYLIK Tesca Bryn	9	4	10	23	3.00
2	14	RICHEY Kyla Elizabeth	3	2	5	10	1.00
3	20	BARCLAY Lisa Dawn Margaret	2	2	2	6	0.67
4	2	CRANSTON Dana Margaret	1	1	6	8	0.33
4	15	PERRIN Alicia	1	-	5	6	0.33
4	5	CHARUK Lucille June	1	1	4	6	0.33
4	9	LOVE Tabitha Ashly	1	1	2	4	0.33
4	12	CYR Megan Elizabeth Mae	1	1	2	4	0.33
9	17	FRENCH Kelci Brooke	-	3	11	14	0.00
9	13	NADEAU Marie-Sophie	-	-	1	1	0.00
	16	NYHOF Kelly Elizabeth	-	-	-	-	-
	18	MARCELLE Shanice Anastasia	-	-	-	-	-
<b>Team Totals</b>			19	15	48	82	6.33

Non-Scoring Set


Rk	No	Name	Running Sets	Faults	Still Sets	Total Attempts	Avg by Set
1	17	FRENCH Kelci Brooke	19	-	45	64	6.33
2	12	CYR Megan Elizabeth Mae	9	-	25	34	3.00
3	1	ANDREW-WASYLIK Tesca Bryn	3	-	7	10	1.00
4	14	RICHEY Kyla Elizabeth	1	-	5	6	0.33
5	5	CHARUK Lucille June	-	-	5	5	0.00
5	2	CRANSTON Dana Margaret	-	-	1	1	0.00
5	15	PERRIN Alicia	-	-	1	1	0.00
	9	LOVE Tabitha Ashly	-	-	-	-	-
	13	NADEAU Marie-Sophie	-	-	-	-	-
	16	NYHOF Kelly Elizabeth	-	-	-	-	-
	18	MARCELLE Shanice Anastasia	-	-	-	-	-
	20	BARCLAY Lisa Dawn Margaret	-	-	-	-	-
<b>Team Totals</b>			32		89	121	10.67

Non-Scoring Reception

<b>Limit</b> 25.00%

Rk	No	Name	Excellents	Faults	Serve Receptions	Total Attempts	Succ %
1	14	RICHEY Kyla Elizabeth	19	1	18	38	50.00
	2	CRANSTON Dana Margaret	7	-	5	12	
	1	ANDREW-WASYLIK Tesca Bryn	5	-	6	11	
	13	NADEAU Marie-Sophie	1	-	3	4	
	15	PERRIN Alicia	1	-	-	1	
	5	CHARUK Lucille June	-	-	-	-	
	9	LOVE Tabitha Ashly	-	-	-	-	
	12	CYR Megan Elizabeth Mae	-	-	-	-	
	16	NYHOF Kelly Elizabeth	-	-	-	-	
	17	FRENCH Kelci Brooke	-	-	-	-	
	18	MARCELLE Shanice Anastasia	-	-	-	-	
	20	BARCLAY Lisa Dawn Margaret	-	-	-	-	
<b>Team Totals</b>			33	1	32	66	50.00





Match No: 40

### Match Statistics

статистика

Match Duration: 1h 26m  
Attendance: 870

CAN vs JPN  
0 3

Teams	Sets	1	2	3	Total
CAN	0	23	21	20	64
JPN	3	25	25	25	75
	Playing Time	27m	27m	26m	1h 20m

First Referee: JASINSKI Dariusz (POL)

Second Referee: MICHLIC Agnieszka (POL)

### JPN - Japan

Scoring Spike

Limit 15.00%

Rk	No	Name	Spikes	Faults	Shots	Total Attempts	Eff %
1	5	NAKAMURA Ayumi	8	3	14	25	20.00
2	12	IMAMURA Yuka	13	7	13	33	18.18
3	3	OUMI Akari	8	4	17	29	13.79
	9	YATAKA Naoko	4	1	10	15	
	6	OKUMURA Mai	5	1	7	13	
	11	TERAI Yumi	4	-	5	9	
	2	YAMAGUCHI Kaname	1	1	2	4	
	8	HATTORI Ayuka	2	1	1	4	
	10	TANAKA Misaki	1	-	1	2	
	7	YAMAGISHI Akane	-	-	1	1	
	1	SATO Arisa	-	1	-	1	
	4	YOSHIMURA Shiho	-	-	-	-	
<b>Team Totals</b>			46	19	71	136	19.85

Scoring Block



Rk	No	Name	Kill Blocks	Faults	Rebounds	Total Attempts	Avg by Set
1	5	NAKAMURA Ayumi	3	4	7	14	1.00
1	12	IMAMURA Yuka	3	1	3	7	1.00
3	6	OKUMURA Mai	1	1	8	10	0.33
3	9	YATAKA Naoko	1	1	4	6	0.33
3	3	OUMI Akari	1	1	3	5	0.33
6	11	TERAI Yumi	-	1	5	6	0.00
6	2	YAMAGUCHI Kaname	-	2	2	4	0.00
6	10	TANAKA Misaki	-	1	-	1	0.00
	1	SATO Arisa	-	-	-	-	
	4	YOSHIMURA Shiho	-	-	-	-	
	7	YAMAGISHI Akane	-	-	-	-	
	8	HATTORI Ayuka	-	-	-	-	
<b>Team Totals</b>			9	12	32	53	3.00

Scoring Service


Rk	No	Name	Aces	Faults	Serve Hits	Total Attempts	Avg by Set
1	5	NAKAMURA Ayumi	1	-	15	16	0.33
1	9	YATAKA Naoko	1	1	9	11	0.33
1	12	IMAMURA Yuka	1	2	8	11	0.33
4	6	OKUMURA Mai	-	-	10	10	0.00
4	2	YAMAGUCHI Kaname	-	-	6	6	0.00
4	10	TANAKA Misaki	-	1	5	6	0.00
4	8	HATTORI Ayuka	-	-	5	5	0.00
4	3	OUMI Akari	-	1	4	5	0.00
4	7	YAMAGISHI Akane	-	-	3	3	0.00
4	11	TERAI Yumi	-	-	1	1	0.00
	1	SATO Arisa	-	-	-	-	
	4	YOSHIMURA Shiho	-	-	-	-	
<b>Team Totals</b>			3	5	66	74	1.00

Team

Opponent Errors & Team Faults	17
-------------------------------	----

Timing and Results provided by  TISSOT



Match No: 40

### Match Statistics

статистика

Match Duration: 1h 26m  
Attendance: 870

CAN vs JPN  
0 3

Teams	Sets	1	2	3	Total
CAN	0	23	21	20	64
JPN	3	25	25	25	75
Playing Time		27m	27m	26m	1h 20m

First Referee: JASINSKI Dariusz (POL)

Second Referee: MICHLIC Agnieszka (POL)

### JPN - Japan

Non-Scoring Dig


Rk	No	Name	Digs	Faults	Receptions	Total Attempts	Avg by Set
1	1	SATO Arisa	7	3	9	19	2.33
2	5	NAKAMURA Ayumi	4	2	14	20	1.33
2	12	IMAMURA Yuka	4	3	9	16	1.33
4	10	TANAKA Misaki	2	2	4	8	0.67
4	3	OUMI Akari	2	-	5	7	0.67
4	6	OKUMURA Mai	2	1	2	5	0.67
7	2	YAMAGUCHI Kaname	1	-	3	4	0.33
7	8	HATTORI Ayuka	1	-	2	3	0.33
9	9	YATAKA Naoko	-	1	5	6	0.00
9	11	TERAI Yumi	-	-	3	3	0.00
	4	YOSHIMURA Shiho	-	-	-	-	-
	7	YAMAGISHI Akane	-	-	-	-	-
<b>Team Totals</b>			23	12	56	91	7.67

Non-Scoring Set



Rk	No	Name	Running Sets	Faults	Still Sets	Total Attempts	Avg by Set
1	10	TANAKA Misaki	23	3	32	58	7.67
2	2	YAMAGUCHI Kaname	16	-	34	50	5.33
3	1	SATO Arisa	2	-	8	10	0.67
4	6	OKUMURA Mai	1	-	3	4	0.33
4	7	YAMAGISHI Akane	1	-	-	1	0.33
6	5	NAKAMURA Ayumi	-	-	1	1	0.00
6	9	YATAKA Naoko	-	-	1	1	0.00
6	12	IMAMURA Yuka	-	-	1	1	0.00
	3	OUMI Akari	-	-	-	-	-
	4	YOSHIMURA Shiho	-	-	-	-	-
	8	HATTORI Ayuka	-	-	-	-	-
	11	TERAI Yumi	-	-	-	-	-
<b>Team Totals</b>			43	3	80	126	14.33

Non-Scoring Reception

<b>Limit</b> 25.00%

Rk	No	Name	Excellents	Faults	Serve Receptions	Total Attempts	Succ %
	3	OUMI Akari	10	-	5	15	
	12	IMAMURA Yuka	7	1	7	15	
	1	SATO Arisa	4	-	7	11	
	5	NAKAMURA Ayumi	3	1	7	11	
	8	HATTORI Ayuka	2	-	3	5	
	7	YAMAGISHI Akane	-	-	1	1	
	2	YAMAGUCHI Kaname	-	-	-	-	
	4	YOSHIMURA Shiho	-	-	-	-	
	6	OKUMURA Mai	-	-	-	-	
	9	YATAKA Naoko	-	-	-	-	
	10	TANAKA Misaki	-	-	-	-	
	11	TERAI Yumi	-	-	-	-	
<b>Team Totals</b>			26	2	30	58	44.83

LEGEND Avg Average Eff% Efficiency Rk Rank Succ% Success %

Timing and Results provided by  TISSOT



Match No: 37

### Start List

Стартовый список

## CHI vs HKG

### CHI - Chile White

No.	C/L	Name	Shirt Name	Height m / ft in	Weight kg / lbs	Highest Reach		Date of Birth	Tournament Totals				
						Spike cm	Block cm		Spike	Block	Serve	Total	%
2		FLORES Paula	Flores	1.74/5'9"	63/139	218	228	17 MAY 1988	2		3	5	3.03
3		DELANO Magdalena	Delano	1.76/5'9"	62/137	241	240	7 MAY 1993	1			1	0.61
4	L	RUZ Carla	Ruz	1.68/5'6"	59/130	220	228	26 SEP 1991	2			2	1.21
5		MUNIZAGA Soledad	Munizaga	1.73/5'8"	63/139	241	240	12 NOV 1989	16	3	2	21	12.73
6		NAVARETE Daniela	Navarrete	1.76/5'9"	67/148	240	234	20 DEC 1992	1		1	2	1.21
7		MARDONEZ Maria Del Pilar	Mardonez	1.77/5'10"	64/141	260	250	16 NOV 1989	4			4	2.42
8	C	ESPEJO Francisca	Espejo	1.75/5'9"	62/137	255	250	6 OCT 1989	26	2	1	29	17.58
9		VELEZ Maria Josefina	Velez	1.75/5'9"	66/146	253	248	25 JAN 1991	1			1	0.61
10		VORPAHL Chris	Vorpahl	1.77/5'10"	62/137	261	250	4 OCT 1990	51	5	2	58	35.15
11		DEPASSIER Natalia	Depassier	1.78/5'10"	70/154	262	250	11 APR 1987	15	4	3	22	13.33
14		DUCO Beatriz	Duco	1.72/5'8"	65/143	250	250	2 JUN 1991					
17		SANINO Maite	Sanino	1.77/5'10"	67/148	245	240	12 MAY 1993	12	7	1	20	12.12

Head Coach LOPEZ Igor

Assistant Coach SERRANO Claudio

#### Results in this Universiade

Phase	Opponent	Sets	Points per Set
Preliminary	JPN	0 - 3	13-25, 14-25, 8-25
Preliminary	THA	0 - 3	11-25, 13-25, 13-25
Preliminary	HKG	3 - 1	29-27, 20-25, 25-18, 25-17
Semifinals (9-12)	CZE	0 - 3	21-25, 14-25, 12-25

### HKG - Hong Kg, China Navy

No.	C/L	Name	Shirt Name	Height m / ft in	Weight kg / lbs	Highest Reach		Date of Birth	Tournament Totals				
						Spike cm	Block cm		Spike	Block	Serve	Total	%
1		YEUNG Sau Mei	S.M. YEUNG	1.83/6'0"	62/137	286	277	30 AUG 1985	46	6	5	57	28.50
2		FONG Sze Man	S.M. FONG	1.74/5'9"	71/157	278	268	30 JAN 1990	18	4	1	23	11.50
3		KWOK Pui Yiu	P.Y. KWOK	1.73/5'8"	61/134	275	266	20 SEP 1991	2			2	1.00
4		LAM Yee Ting	Y.T. LAM	1.66/5'5"	61/134	272	259	26 DEC 1990	10	2	4	16	8.00
5		TSANG Sze Nga	S.N. TSANG	1.75/5'9"	57/126	279	270	7 MAY 1987	21	5	2	28	14.00
6		FONG Sze Long	S.L. FONG	1.67/5'6"	57/126	268	260	30 JAN 1990	10		1	11	5.50
7	L	CHAN Eu Eu	E.E. CHAN	1.54/5'1"	52/115	250	244	1 OCT 1988					
8		LUNG Tsz Wang	T.W. LUNG	1.70/5'7"	63/139	270	263	23 DEC 1990	12	2	4	18	9.00
9	C	WONG Bo Kwan	B.K. WONG	1.68/5'6"	59/130	261	260	27 JUN 1992					
10		NG Wing Yan	W.Y. NG	1.76/5'9"	61/134	273	268	28 OCT 1989	7	3		10	5.00
11		IP Hoi Lun, Helen	H.L. IP	1.77/5'10"	71/157	273	268	24 OCT 1990	26	7	2	35	17.50

Head Coach KWAN Wing Sang


Assistant Coach YOUNG Kin Keung

#### Results in this Universiade

Phase	Opponent	Sets	Points per Set
Preliminary	THA	0 - 3	9-25, 7-25, 16-25
Preliminary	JPN	0 - 3	12-25, 10-25, 18-25
Preliminary	CHI	1 - 3	27-29, 25-20, 18-25, 17-25
Quarterfinals (9-16)	NOR	3 - 1	28-26, 22-25, 25-22, 25-23
Semifinals (9-12)	SVK	0 - 3	22-25, 11-25, 11-25

#### LEGEND

% Percent of total team scoring    C Team Captain    L Libero Player

Timing and Results provided by  TISSOT



Match No: 37

**Match Results**  
Результат / Отчет о матче

Match Duration: 2h 18m  
Attendance: 223

**CHI vs HKG**  
3 2

Teams	Sets	1	2	3	4	5	Total
CHI	3	25	22	19	25	15	106
HKG	2	23	25	25	19	7	99
	<b>Playing Time</b>	28m	30m	28m	26m	14m	2h 06m

First Referee: VOECK Julie (USA)

Second Referee: CHUMAK Ivan (RUS)

CHI - Chile								
No	C/L	Name	1	2	3	4	5	Pts
2		FLORES Paula	1	2	3			3
3		DELANO Magdalena	17	17	4			1
4	L	RUZ Carla	L	L	L	L	L	
5		MUNIZAGA Soledad	6	1	3	1	1	13
6		NAVARRETE Daniela		2	1	2	2	2
7		MARDONEZ Maria Del Pilar						
8	C	ESPEJO Francisca	5	6				7
9		VELEZ Maria Josefina		8	5	6	6	8
10		VORPAHL Chris	2	3	2	3	3	34
11		DEPASSIER Natalia	3	4	6	4	4	10
14		DUCO Beatriz						
17		SANINO Maite	4	5	6	5	5	8
<b>Head Coach</b>		LOPEZ Igor						
<b>Assistant Coach</b>		SERRANO Claudio						

HKG - Hong Kg, China								
No	C/L	Name	1	2	3	4	5	Pts
1		YEUNG Sau Mei	2	1	2	1	1	21
2		FONG Sze Man	4	3	4	3	3	18
3		KWOK Pui Yiu						
4		LAM Yee Ting	1	6	1	6	6	1
5		TSANG Sze Nga	3	2	3	2	2	10
6		FONG Sze Long	5	4	5	4	4	7
7	L	CHAN Eu Eu	L	L	L	L	L	
8		LUNG Tsz Wang						
9	C	WONG Bo Kwan	2				2	
10		NG Wing Yan	4	6			4	2
11		IP Hoi Lun, Helen	6	5	6	5	5	13
<b>Head Coach</b>		KWAN Wing Sang						
<b>Assistant Coach</b>		YOUNG Kin Keung						

**TEAM AND PLAYER PERFORMANCES**

Won	Total Atts	No Name	Scoring Skills	Won	Total Atts	No Name
73	221	<b>Total Team</b>		52	207	<b>Total Team</b>
34	77	10 VORPAHL Chris	Spike	18	62	1 YEUNG Sau Mei
12	28	5 MUNIZAGA Soledad		14	54	2 FONG Sze Man
7	30	17 SANINO Maite		8	24	11 IP Hoi Lun, Helen
7	105	<b>Total Team</b>	Block	16	107	<b>Total Team</b>
3	20	11 DEPASSIER Natalia		5	25	11 IP Hoi Lun, Helen
1	23	5 MUNIZAGA Soledad		4	23	5 TSANG Sze Nga
1	15	17 SANINO Maite	3	18	2 FONG Sze Man	
6	106	<b>Total Team</b>	Serve	4	99	<b>Total Team</b>
3	14	2 FLORES Paula		2	17	1 YEUNG Sau Mei
1	4	8 ESPEJO Francisca		1	19	5 TSANG Sze Nga
1	16	11 DEPASSIER Natalia	1	13	2 FONG Sze Man	
20		<b>Total Team</b>	Opp Error	27		<b>Total Team</b>
106	432	<b>Total Team</b>	Total	99	413	<b>Total Team</b>
34	110	10 VORPAHL Chris	Best Scorer	21	89	1 YEUNG Sau Mei

LEGEND			
Atts	Attempts	C	Team Captain
L	Libero player	L	Substitute libero
n	Starting line-up where n = starting position on court (i.e. positions 1 to 6)	nn	Substitute where nn = jersey number of out going player
Opp	Opponent	Pts	Points scored

Timing and Results provided by TISSOT



SUN 14 JUL 2013  
18:00  
20:18

Match No: 37

### Match Statistics

статистика

Match Duration: 2h 18m  
Attendance: 223

### CHI vs HKG

3 2

Teams	Sets	1	2	3	4	5	Total
CHI	3	25	22	19	25	15	106
HKG	2	23	25	25	19	7	99
	Playing Time	28m	30m	28m	26m	14m	2h 06m

First Referee: VOECK Julie (USA)


Second Referee: CHUMAK Ivan (RUS)

### CHI - Chile


Scoring Spike

Limit 15.00%

Rk	No	Name	Spikes	Faults	Shots	Total Attempts	Eff %
1	10	VORPAHL Chris	34	10	33	77	31.17
	17	SANINO Maite	7	4	19	30	
	5	MUNIZAGA Soledad	12	3	13	28	
	8	ESPEJO Francisca	6	3	16	25	
	9	VELEZ Maria Josefina	7	5	12	24	
	11	DEPASSIER Natalia	6	5	10	21	
	3	DELANO Magdalena	1	1	8	10	
	2	FLORES Paula	-	-	2	2	
	6	NAVARRETE Daniela	-	-	2	2	
	4	RUZ Carla	-	1	1	2	
	7	MARDONEZ Maria Del Pilar	-	-	-	-	
	14	DUCO Beatriz	-	-	-	-	
<b>Team Totals</b>			73	32	116	221	18.55

Scoring Block



Rk	No	Name	Kill Blocks	Faults	Rebounds	Total Attempts	Avg by Set
1	11	DEPASSIER Natalia	3	7	10	20	0.60
2	5	MUNIZAGA Soledad	1	8	14	23	0.20
2	17	SANINO Maite	1	6	8	15	0.20
2	9	VELEZ Maria Josefina	1	4	4	9	0.20
2	6	NAVARRETE Daniela	1	4	2	7	0.20
6	10	VORPAHL Chris	-	7	11	18	0.00
6	8	ESPEJO Francisca	-	-	5	5	0.00
6	3	DELANO Magdalena	-	1	3	4	0.00
6	2	FLORES Paula	-	3	1	4	0.00
	4	RUZ Carla	-	-	-	-	
	7	MARDONEZ Maria Del Pilar	-	-	-	-	
	14	DUCO Beatriz	-	-	-	-	
<b>Team Totals</b>			7	40	58	105	1.40

Scoring Service


Rk	No	Name	Aces	Faults	Serve Hits	Total Attempts	Avg by Set
1	2	FLORES Paula	3	2	9	14	0.60
2	11	DEPASSIER Natalia	1	-	15	16	0.20
2	6	NAVARRETE Daniela	1	1	12	14	0.20
2	8	ESPEJO Francisca	1	-	3	4	0.20
5	9	VELEZ Maria Josefina	-	-	23	23	0.00
5	10	VORPAHL Chris	-	1	14	15	0.00
5	5	MUNIZAGA Soledad	-	-	10	10	0.00
5	17	SANINO Maite	-	2	4	6	0.00
5	3	DELANO Magdalena	-	-	4	4	0.00
	4	RUZ Carla	-	-	-	-	
	7	MARDONEZ Maria Del Pilar	-	-	-	-	
	14	DUCO Beatriz	-	-	-	-	
<b>Team Totals</b>			6	6	94	106	1.20

Team

Opponent Errors & Team Faults	20	1

Timing and Results provided by  TISSOT





SUN 14 JUL 2013  
18:00  
20:18

Match No: 37

### Match Statistics

статистика

Match Duration: 2h 18m  
Attendance: 223

### CHI vs HKG


3 2

Teams	Sets	1	2	3	4	5	Total
CHI	3	25	22	19	25	15	106
HKG	2	23	25	25	19	7	99
	Playing Time	28m	30m	28m	26m	14m	2h 06m

First Referee: VOECK Julie (USA)

Second Referee: CHUMAK Ivan (RUS)

### CHI - Chile

Non-Scoring Dig


Rk	No	Name	Digs	Faults	Receptions	Total Attempts	Avg by Set
1	4	RUZ Carla	27	3	22	52	5.40
2	10	VORPAHL Chris	11	1	8	20	2.20
3	9	VELEZ Maria Josefina	7	-	10	17	1.40
4	8	ESPEJO Francisca	4	-	9	13	0.80
5	17	SANINO Maite	3	2	14	19	0.60
5	6	NAVARRETE Daniela	3	2	7	12	0.60
7	11	DEPASSIER Natalia	1	1	3	5	0.20
7	5	MUNIZAGA Soledad	1	-	3	4	0.20
9	2	FLORES Paula	-	1	7	8	0.00
	3	DELANO Magdalena	-	-	-	-	-
	7	MARDONEZ Maria Del Pilar	-	-	-	-	-
	14	DUCO Beatriz	-	-	-	-	-
<b>Team Totals</b>			57	10	83	150	11.40

Non-Scoring Set


Rk	No	Name	Running Sets	Faults	Still Sets	Total Attempts	Avg by Set
1	6	NAVARRETE Daniela	40	1	60	101	8.00
2	2	FLORES Paula	20	1	57	78	4.00
3	17	SANINO Maite	3	1	3	7	0.60
4	5	MUNIZAGA Soledad	2	-	4	6	0.40
5	4	RUZ Carla	1	-	10	11	0.20
5	10	VORPAHL Chris	1	-	3	4	0.20
7	3	DELANO Magdalena	-	-	2	2	0.00
7	8	ESPEJO Francisca	-	-	2	2	0.00
7	9	VELEZ Maria Josefina	-	-	2	2	0.00
7	11	DEPASSIER Natalia	-	-	2	2	0.00
	7	MARDONEZ Maria Del Pilar	-	-	-	-	-
	14	DUCO Beatriz	-	-	-	-	-
<b>Team Totals</b>			67	3	145	215	13.40

Non-Scoring Reception

<b>Limit</b> 25.00%

Rk	No	Name	Excellents	Faults	Serve Receptions	Total Attempts	Succ %
1	4	RUZ Carla	21	1	14	36	58.33
	9	VELEZ Maria Josefina	12	-	11	23	
	10	VORPAHL Chris	6	1	14	21	
	8	ESPEJO Francisca	5	2	7	14	
	2	FLORES Paula	-	-	-	-	
	3	DELANO Magdalena	-	-	-	-	
	5	MUNIZAGA Soledad	-	-	-	-	
	6	NAVARRETE Daniela	-	-	-	-	
	7	MARDONEZ Maria Del Pilar	-	-	-	-	
	11	DEPASSIER Natalia	-	-	-	-	
	14	DUCO Beatriz	-	-	-	-	
	17	SANINO Maite	-	-	-	-	
<b>Team Totals</b>			44	4	46	94	46.81



SUN 14 JUL 2013  
18:00  
20:18

Match No: 37

### Match Statistics

статистика

Match Duration: 2h 18m  
Attendance: 223

### CHI vs HKG

3 2

Teams	Sets	1	2	3	4	5	Total
CHI	3	25	22	19	25	15	106
HKG	2	23	25	25	19	7	99
	Playing Time	28m	30m	28m	26m	14m	2h 06m

First Referee: VOECK Julie (USA)


Second Referee: CHUMAK Ivan (RUS)

### HKG - Hong Kg, China


Scoring Spike

Limit
15.00%

Rk	No	Name	Spikes	Faults	Shots	Total Attempts	Eff %
1	2	FONG Sze Man	14	2	38	54	22.22
2	1	YEUNG Sau Mei	18	9	35	62	14.52
3	6	FONG Sze Long	6	3	28	37	8.11
	11	IP Hoi Lun, Helen	8	2	14	24	
	5	TSANG Sze Nga	5	2	12	19	
	4	LAM Yee Ting	1	-	4	5	
	10	NG Wing Yan	-	1	2	3	
	7	CHAN Eu Eu	-	-	2	2	
	9	WONG Bo Kwan	-	-	1	1	
	3	KWOK Pui Yiu	-	-	-	-	
	8	LUNG Tsz Wang	-	-	-	-	
<b>Team Totals</b>			52	19	136	207	15.94

Scoring Block


Rk	No	Name	Kill Blocks	Faults	Rebounds	Total Attempts	Avg by Set
1	11	IP Hoi Lun, Helen	5	7	13	25	1.00
2	5	TSANG Sze Nga	4	17	2	23	0.80
3	2	FONG Sze Man	3	7	8	18	0.60
4	10	NG Wing Yan	2	1	-	3	0.40
5	6	FONG Sze Long	1	6	9	16	0.20
5	1	YEUNG Sau Mei	1	7	2	10	0.20
7	4	LAM Yee Ting	-	7	5	12	0.00
	3	KWOK Pui Yiu	-	-	-	-	
	7	CHAN Eu Eu	-	-	-	-	
	8	LUNG Tsz Wang	-	-	-	-	
	9	WONG Bo Kwan	-	-	-	-	
<b>Team Totals</b>			16	52	39	107	3.20

Scoring Service


Rk	No	Name	Aces	Faults	Serve Hits	Total Attempts	Avg by Set
1	1	YEUNG Sau Mei	2	1	14	17	0.40
2	5	TSANG Sze Nga	1	-	18	19	0.20
2	2	FONG Sze Man	1	2	10	13	0.20
4	6	FONG Sze Long	-	1	17	18	0.00
4	11	IP Hoi Lun, Helen	-	-	17	17	0.00
4	4	LAM Yee Ting	-	-	14	14	0.00
4	9	WONG Bo Kwan	-	-	1	1	0.00
	3	KWOK Pui Yiu	-	-	-	-	
	7	CHAN Eu Eu	-	-	-	-	
	8	LUNG Tsz Wang	-	-	-	-	
	10	NG Wing Yan	-	-	-	-	
<b>Team Totals</b>			4	4	91	99	0.80

Team
<b>Opponent Errors &amp; Team Faults</b>

27	2
----	---



SUN 14 JUL 2013  
18:00  
20:18

Match No: 37

### Match Statistics

статистика

Match Duration: 2h 18m  
Attendance: 223


CHI vs HKG  
3 2

Teams	Sets	1	2	3	4	5	Total
CHI	3	25	22	19	25	15	106
HKG	2	23	25	25	19	7	99
	Playing Time	28m	30m	28m	26m	14m	2h 06m


First Referee: VOECK Julie (USA)

Second Referee: CHUMAK Ivan (RUS)

### HKG - Hong Kg, China

Non-Scoring Dig


Rk	No	Name	Digs	Faults	Receptions	Total Attempts	Avg by Set
1	7	CHAN Eu Eu	16	3	16	35	3.20
2	6	FONG Sze Long	10	1	10	21	2.00
3	1	YEUNG Sau Mei	9	5	10	24	1.80
4	4	LAM Yee Ting	5	4	24	33	1.00
5	2	FONG Sze Man	4	3	18	25	0.80
6	5	TSANG Sze Nga	-	3	6	9	0.00
6	11	IP Hoi Lun, Helen	-	2	2	4	0.00
	3	KWOK Pui Yiu	-	-	-	-	-
	8	LUNG Tsz Wang	-	-	-	-	-
	9	WONG Bo Kwan	-	-	-	-	-
	10	NG Wing Yan	-	-	-	-	-
<b>Team Totals</b>			44	21	86	151	8.80

Non-Scoring Set


Rk	No	Name	Running Sets	Faults	Still Sets	Total Attempts	Avg by Set
1	4	LAM Yee Ting	39	1	104	144	7.80
2	7	CHAN Eu Eu	4	-	16	20	0.80
3	9	WONG Bo Kwan	2	1	7	10	0.40
3	5	TSANG Sze Nga	2	-	3	5	0.40
5	11	IP Hoi Lun, Helen	1	-	7	8	0.20
5	1	YEUNG Sau Mei	1	-	6	7	0.20
7	2	FONG Sze Man	-	-	6	6	0.00
7	6	FONG Sze Long	-	-	2	2	0.00
	3	KWOK Pui Yiu	-	-	-	-	-
	8	LUNG Tsz Wang	-	-	-	-	-
	10	NG Wing Yan	-	-	-	-	-
<b>Team Totals</b>			49	2	151	202	9.80

Non-Scoring Reception

<b>Limit</b>
<b>25.00%</b>

Rk	No	Name	Excellents	Faults	Serve Receptions	Total Attempts	Succ %
1	7	CHAN Eu Eu	13	4	27	44	29.55
	2	FONG Sze Man	3	-	18	21	
	6	FONG Sze Long	2	2	14	18	
	1	YEUNG Sau Mei	3	-	11	14	
	3	KWOK Pui Yiu	-	-	-	-	
	4	LAM Yee Ting	-	-	-	-	
	5	TSANG Sze Nga	-	-	-	-	
	8	LUNG Tsz Wang	-	-	-	-	
	9	WONG Bo Kwan	-	-	-	-	
	10	NG Wing Yan	-	-	-	-	
	11	IP Hoi Lun, Helen	-	-	-	-	
<b>Team Totals</b>			21	6	70	97	21.65

LEGEND	
Avg	Average
Eff%	Efficiency
Rk	Rank
Succ%	Success %

Timing and Results provided by  TISSOT



Match No: 38

### Start List

Стартовый список

## CZE vs SVK

First Referee: PIMTHONGKHONBURI Sasiprapa (THA)

Second Referee: CHUNG Shu-Fang (TPE)

### CZE - Czech Republic Red

No.	C/L	Name	Shirt Name	Height m / ft in	Weight kg / lbs	Highest Reach		Date of Birth	Tournament Totals				
						Spike cm	Block cm		Spike	Block	Serve	Total	%
1		HALBICHOVA Iveta	HALBICHOVA	1.78/5'10"	67/148	290	285	19 DEC 1989	3	6	4	13	4.80
3		ONDERKOVA Sandra	ONDERKOVA	1.83/6'0"	82/181	296	286	8 MAR 1987	12		1	13	4.80
4		MUDROVA Zuzana	MUDROVA	1.86/6'1"	80/176	305	295	30 JAN 1993	22	6	3	31	11.44
6		SMIDOVA Monika	SMIDOVA	1.83/6'0"	71/157	300	289	13 JAN 1992	6	1	2	9	3.32
7		NACHMILNEROVA Iva	NACHMILNER	1.91/6'3"	81/179	301	291	20 SEP 1988	7	5		12	4.43
8		STRAKOVA Vendula	STRAKOVA	1.81/5'11"	73/161	305	295	19 SEP 1991	57	2	4	63	23.25
10		HOLISOVA Katerina	HOLISOVA	1.76/5'9"	67/148	290	275	10 JAN 1988	5			5	1.85
11		KOJDOVA Helena	KOJDOVA	1.80/5'11"	65/143	301	290	12 MAY 1991	35	7	9	51	18.82
12	C	JAKUBSOVA Martina	JAKUBSOVA	1.86/6'1"	79/174	305	295	14 JUN 1988	30	1	4	35	12.92
13	L	SPACILOVA Kamila	SPACILOVA	1.74/5'9"	63/139	295	288	9 OCT 1988					
14		HOLUBCOVA Laura	HOLUBCOVA	1.85/6'1"	75/165	305	295	22 DEC 1989	13	8	3	24	8.86
16		SIRUCKOVA Anna	SIRUCKOVA	1.84/6'0"	74/163	300	295	27 AUG 1991	10	5		15	5.54

Head Coach Melicharek Zdenek

Assistant Coach Pavlik Jindrich

#### Results in this Universiade

Phase	Opponent	Sets	Points per Set
Preliminary	RUS	0 - 3	17-25, 17-25, 16-25
Preliminary	USA	3 - 0	25-14, 27-25, 25-14
Preliminary	POL	0 - 3	23-25, 16-25, 22-25
Quarterfinals (9-16)	CHN	3 - 2	23-25, 25-15, 19-25, 25-15, 15-11
Semifinals (9-12)	CHI	3 - 0	25-21, 25-14, 25-12

### SVK - Slovakia Blue

No.	C/L	Name	Shirt Name	Height m / ft in	Weight kg / lbs	Highest Reach		Date of Birth	Tournament Totals				
						Spike cm	Block cm		Spike	Block	Serve	Total	%
1		KUCIAKOVA Miroslava	Kuciakova	1.79/5'10"	65/143	303	290	31 JAN 1989	47	9	4	60	20.98
2		HUDECOVA Romana	Hudecova	1.79/5'10"	62/137	300	288	21 SEP 1993	4	1		5	1.75
3		KOSOVA Simona	Kosova	1.87/6'2"	67/148	308	295	27 MAR 1992	28	7	5	40	13.99
5		SALANCIOVA Erika	Salanciova	1.86/6'1"	69/152	302	290	14 JUN 1991	17	2	3	22	7.69
6		DROBNAKOVA Dominika	Drobnakova	1.82/6'0"	67/148	305	291	4 JUN 1992	18	1	2	21	7.34
9		PENCOVA Jaroslava	Pencova	1.90/6'3"	80/176	300	290	24 JUN 1990	25	9	2	36	12.59
11		ABRHAMOVA Michaela	Abrhamova	1.80/5'11"	75/165	300	290	31 AUG 1993	13	6	2	21	7.34
12		STANKOVIANSKA Monika	Stankovianska	1.90/6'3"	70/154	310	295	26 NOV 1986	27	3	5	35	12.24
14	L	VALACHOVA Dominika	Valachova	1.65/5'5"	56/123	295	290	4 JUN 1986	1			1	0.35
16		KUBOVA Paula	Kubova	1.82/6'0"	68/150	295	288	28 MAY 1986	16	2	1	19	6.64
17	C	DUDOVA Katarina	Dudova	1.75/5'9"	69/152	288	249	27 APR 1985	12	5	5	22	7.69
19		SMATANIKOVA Jaroslava	Smatanikova	1.76/5'9"	67/148	285	280	5 JAN 1992	2		2	4	1.40

Head Coach CADA Miroslav


Assistant Coach MATUSOV Michal

#### Results in this Universiade

Phase	Opponent	Sets	Points per Set
Preliminary	PRK	0 - 3	14-25, 15-25, 17-25
Preliminary	CHN	3 - 1	25-22, 18-25, 25-20, 28-26
Preliminary	TPE	2 - 3	25-20, 14-25, 25-21, 21-25, 12-15
Quarterfinals (9-16)	USA	3 - 0	25-10, 25-18, 25-19
Semifinals (9-12)	HKG	3 - 0	25-22, 25-11, 25-11

#### LEGEND

% Percent of total team scoring    C Team Captain    L Libero Player

Timing and Results provided by  TISSOT



Match No: 38

### Match Results

Результат / Отчет о матче

Match Duration: 1h 21m  
Attendance: 96

**CZE vs SVK**  
0 3

Teams	Sets	1	2	3	Total
CZE	0	23	20	16	59
SVK	3	25	25	25	75
Playing Time		25m	26m	24m	1h 15m

First Referee: PIMTHONGKHONBURI Sasiprapa (THA)

Second Referee: CHUNG Shu-Fang (TPE)

CZE - Czech Republic									
No	C/L	Name	1	2	3	4	5	Pts	
1		HALBICHOVA Iveta	2	1	6				
3		ONDERKOVA Sandra							
4		MUDROVA Zuzana	4	3	4			10	
6		SMIDOVA Monika	16	1	2			3	
7		NACHMILNEROVA Iva			1			2	
8		STRAKOVA Vendula	1	16	5			8	
10		HOLISOVA Katerina	12		12			1	
11		KOJDOVA Helena	6	5	6			7	
12	C	JAKUBSOVA Martina	3	2	3			4	
13	L	SPACILOVA Kamila	L	L	L			1	
14		HOLUBCOVA Laura	1	6				2	
16		SIRUCKOVA Anna	5	4				6	
Head Coach		Melicharek Zdenek							
Assistant Coach		Pavlik Jindrich							

SVK - Slovakia									
No	C/L	Name	1	2	3	4	5	Pts	
1		KUCIAKOVA Miroslava	4	4	4			13	
2		HUDECOVA Romana							
3		KOSOVA Simona							
5		SALANCIOVA Erika							
6		DROBNAKOVA Dominika	1	1	1			16	
9		PENCOVA Jaroslava	5	5	5			7	
11		ABRHAMOVA Michaela	2	2	2			8	
12		STANKOVIANSKA Monika	3	3				5	
14	L	VALACHOVA Dominika	L	L	L				
16		KUBOVA Paula		12	3			4	
17	C	DUDOVA Katarina	6	6	6			2	
19		SMATANIKOVA Jaroslava							
Head Coach		CADA Miroslav							
Assistant Coach		MATUSOV Michal							

### TEAM AND PLAYER PERFORMANCES

Won	Total Atts	No Name	Scoring Skills	Won	Total Atts	No Name
31	110	<b>Total Team</b>		43	118	<b>Total Team</b>
8	24	8 STRAKOVA Vendula	Spike	13	32	1 KUCIAKOVA Miroslava
6	10	4 MUDROVA Zuzana		12	24	6 DROBNAKOVA Dominika
5	10	16 SIRUCKOVA Anna		5	22	12 STANKOVIANSKA Monika
10	70	<b>Total Team</b>	Block	9	55	<b>Total Team</b>
3	14	4 MUDROVA Zuzana		4	24	9 PENCOVA Jaroslava
3	11	6 SMIDOVA Monika		3	5	6 DROBNAKOVA Dominika
2	3	12 JAKUBSOVA Martina	1	12	11 ABRHAMOVA Michaela	
3	60	<b>Total Team</b>	Serve	3	74	<b>Total Team</b>
2	11	11 KOJDOVA Helena		2	16	11 ABRHAMOVA Michaela
1	13	4 MUDROVA Zuzana		1	15	6 DROBNAKOVA Dominika
15		<b>Total Team</b>	Opp Error	20		<b>Total Team</b>
59	240	<b>Total Team</b>		75	247	<b>Total Team</b>
10	37	4 MUDROVA Zuzana	Best Scorer	16	44	6 DROBNAKOVA Dominika

#### LEGEND

Atts Attempts  
L Libero player  
n Starting line-up where n = starting position on court (i.e. positions 1 to 6)  
Opp Opponent

C Team Captain  
L Substitute libero  
nn Substitute where nn = jersey number of out going player  
Pts Points scored

Timing and Results provided by TISSOT





Match No: 38

## Match Statistics

статистика

Match Duration: 1h 21m  
Attendance: 96

CZE vs SVK  
0 3

Teams	Sets	1	2	3	Total
CZE	0	23	20	16	59
SVK	3	25	25	25	75
Playing Time		25m	26m	24m	1h 15m

First Referee: PIMTHONGKHONBURI Sasiprapa (THA)


Second Referee: CHUNG Shu-Fang (TPE)

## CZE - Czech Republic


Scoring Spike

Limit 15.00%

Rk	No	Name	Spikes	Faults	Shots	Total Attempts	Eff %
1	11	KOJDOVA Helena	4	3	16	23	4.35
1	8	STRAKOVA Vendula	8	7	9	24	4.17
	12	JAKUBSOVA Martina	2	3	9	14	
	4	MUDROVA Zuzana	6	1	3	10	
	16	SIRUCKOVA Anna	5	3	2	10	
	10	HOLISOVA Katerina	1	-	6	7	
	6	SMIDOVA Monika	-	1	6	7	
	7	NACHMILNEROVA Iva	2	1	3	6	
	14	HOLUBCOVA Laura	2	1	3	6	
	1	HALBICHOVA Iveta	-	-	2	2	
	13	SPACILOVA Kamila	1	-	-	1	
	3	ONDERKOVA Sandra	-	-	-	-	
<b>Team Totals</b>			31	20	59	110	10.00

Scoring Block



Rk	No	Name	Kill Blocks	Faults	Rebounds	Total Attempts	Avg by Set
1	4	MUDROVA Zuzana	3	7	4	14	1.00
1	6	SMIDOVA Monika	3	7	1	11	1.00
3	12	JAKUBSOVA Martina	2	-	1	3	0.67
4	11	KOJDOVA Helena	1	4	7	12	0.33
4	16	SIRUCKOVA Anna	1	2	3	6	0.33
6	14	HOLUBCOVA Laura	-	3	4	7	0.00
6	8	STRAKOVA Vendula	-	1	4	5	0.00
6	1	HALBICHOVA Iveta	-	2	2	4	0.00
6	7	NACHMILNEROVA Iva	-	3	1	4	0.00
6	10	HOLISOVA Katerina	-	1	2	3	0.00
6	13	SPACILOVA Kamila	-	-	1	1	0.00
	3	ONDERKOVA Sandra	-	-	-	-	
<b>Team Totals</b>			10	30	30	70	3.33

Scoring Service


Rk	No	Name	Aces	Faults	Serve Hits	Total Attempts	Avg by Set
1	11	KOJDOVA Helena	2	1	8	11	0.67
2	4	MUDROVA Zuzana	1	-	12	13	0.33
3	8	STRAKOVA Vendula	-	1	6	7	0.00
3	12	JAKUBSOVA Martina	-	-	6	6	0.00
3	1	HALBICHOVA Iveta	-	1	5	6	0.00
3	14	HOLUBCOVA Laura	-	1	4	5	0.00
3	10	HOLISOVA Katerina	-	-	4	4	0.00
3	6	SMIDOVA Monika	-	-	3	3	0.00
3	7	NACHMILNEROVA Iva	-	-	3	3	0.00
3	16	SIRUCKOVA Anna	-	1	1	2	0.00
	3	ONDERKOVA Sandra	-	-	-	-	
	13	SPACILOVA Kamila	-	-	-	-	
<b>Team Totals</b>			3	5	52	60	1.00

Team

Opponent Errors & Team Faults	15
-------------------------------	----

Timing and Results provided by  TISSOT



SUN 14 JUL 2013  
20:50  
22:11

Match No: 38

### Match Statistics

статистика

Match Duration: 1h 21m  
Attendance: 96

CZE vs SVK  
0 3

Teams	Sets	1	2	3	Total
CZE	0	23	20	16	59
SVK	3	25	25	25	75
Playing Time		25m	26m	24m	1h 15m

First Referee: PIMTHONGKHONBURI Sasiprapa (THA)

Second Referee: CHUNG Shu-Fang (TPE)

### CZE - Czech Republic

Non-Scoring Dig


Rk	No	Name	Digs	Faults	Receptions	Total Attempts	Avg by Set
1	13	SPACILOVA Kamila	8	2	6	16	2.67
2	8	STRAKOVA Vendula	5	2	2	9	1.67
3	12	JAKUBSOVA Martina	4	-	5	9	1.33
4	6	SMIDOVA Monika	3	-	2	5	1.00
5	4	MUDROVA Zuzana	2	1	2	5	0.67
6	11	KOJDOVA Helena	1	4	5	10	0.33
7	10	HOLISOVA Katerina	-	-	3	3	0.00
7	1	HALBICHOVA Iveta	-	1	1	2	0.00
7	7	NACHMILNEROVA Iva	-	-	1	1	0.00
7	14	HOLUBCOVA Laura	-	-	1	1	0.00
7	16	SIRUCKOVA Anna	-	-	1	1	0.00
	3	ONDERKOVA Sandra	-	-	-	-	-
<b>Team Totals</b>			23	10	29	62	7.67


Non-Scoring Set


Rk	No	Name	Running Sets	Faults	Still Sets	Total Attempts	Avg by Set
1	1	HALBICHOVA Iveta	16	3	25	44	5.33
2	6	SMIDOVA Monika	10	1	26	37	3.33
3	4	MUDROVA Zuzana	2	-	1	3	0.67
4	8	STRAKOVA Vendula	1	-	3	4	0.33
4	12	JAKUBSOVA Martina	1	-	2	3	0.33
6	11	KOJDOVA Helena	-	-	4	4	0.00
6	13	SPACILOVA Kamila	-	-	4	4	0.00
6	16	SIRUCKOVA Anna	-	-	2	2	0.00
6	10	HOLISOVA Katerina	-	-	1	1	0.00
6	14	HOLUBCOVA Laura	-	-	1	1	0.00
	3	ONDERKOVA Sandra	-	-	-	-	-
	7	NACHMILNEROVA Iva	-	-	-	-	-
<b>Team Totals</b>			30	4	69	103	10.00

Non-Scoring Reception

<b>Limit</b>
25.00%

Rk	No	Name	Excellents	Faults	Serve Receptions	Total Attempts	Succ %
1	13	SPACILOVA Kamila	6	-	16	22	27.27
2	12	JAKUBSOVA Martina	5	3	14	22	22.73
	10	HOLISOVA Katerina	7	-	4	11	
	11	KOJDOVA Helena	1	-	8	9	
	4	MUDROVA Zuzana	-	-	1	1	
	1	HALBICHOVA Iveta	-	-	-	-	
	3	ONDERKOVA Sandra	-	-	-	-	
	6	SMIDOVA Monika	-	-	-	-	
	7	NACHMILNEROVA Iva	-	-	-	-	
	8	STRAKOVA Vendula	-	-	-	-	
	14	HOLUBCOVA Laura	-	-	-	-	
	16	SIRUCKOVA Anna	-	-	-	-	
<b>Team Totals</b>			19	3	43	65	29.23

Timing and Results provided by  TISSOT



SUN 14 JUL 2013  
20:50  
22:11

Match No: 38

Match Statistics  
статистика

Match Duration: 1h 21m  
Attendance: 96

CZE vs SVK  
0 3

Teams	Sets	1	2	3	Total
CZE	0	23	20	16	59
SVK	3	25	25	25	75
Playing Time		25m	26m	24m	1h 15m

First Referee: PIMTHONGKHONBURI Sasiprapa (THA)

Second Referee: CHUNG Shu-Fang (TPE)

SVK - Slovakia

Scoring Spike

Limit 15.00%

Rk	No	Name	Spikes	Faults	Shots	Total Attempts	Eff %
1	6	DROBNAKOVA Dominika	12	4	8	24	33.33
2	1	KUCIAKOVA Miroslava	13	3	16	32	31.25
3	12	STANKOVIANSKA Monika	5	3	14	22	9.09
	9	PENCOVA Jaroslava	3	5	6	14	
	11	ABRHAMOVA Michaela	5	3	4	12	
	16	KUBOVA Paula	4	-	7	11	
	17	DUDOVA Katarina	1	-	2	3	
	2	HUDECOVA Romana	-	-	-	-	
	3	KOSOVA Simona	-	-	-	-	
	5	SALANCIOVA Erika	-	-	-	-	
	14	VALACHOVA Dominika	-	-	-	-	
	19	SMATANIKOVA Jaroslava	-	-	-	-	
Team Totals			43	18	57	118	21.19

Scoring Block



Rk	No	Name	Kill Blocks	Faults	Rebounds	Total Attempts	Avg by Set
1	9	PENCOVA Jaroslava	4	14	6	24	1.33
2	6	DROBNAKOVA Dominika	3	1	1	5	1.00
3	11	ABRHAMOVA Michaela	1	4	7	12	0.33
3	17	DUDOVA Katarina	1	2	3	6	0.33
5	16	KUBOVA Paula	-	-	4	4	0.00
5	1	KUCIAKOVA Miroslava	-	1	1	2	0.00
5	12	STANKOVIANSKA Monika	-	1	1	2	0.00
	2	HUDECOVA Romana	-	-	-	-	
	3	KOSOVA Simona	-	-	-	-	
	5	SALANCIOVA Erika	-	-	-	-	
	14	VALACHOVA Dominika	-	-	-	-	
	19	SMATANIKOVA Jaroslava	-	-	-	-	
Team Totals			9	23	23	55	3.00

Scoring Service


Rk	No	Name	Aces	Faults	Serve Hits	Total Attempts	Avg by Set
1	11	ABRHAMOVA Michaela	2	1	13	16	0.67
2	6	DROBNAKOVA Dominika	1	4	10	15	0.33
3	9	PENCOVA Jaroslava	-	-	14	14	0.00
3	17	DUDOVA Katarina	-	-	9	9	0.00
3	1	KUCIAKOVA Miroslava	-	-	8	8	0.00
3	12	STANKOVIANSKA Monika	-	-	7	7	0.00
3	16	KUBOVA Paula	-	1	4	5	0.00
	2	HUDECOVA Romana	-	-	-	-	
	3	KOSOVA Simona	-	-	-	-	
	5	SALANCIOVA Erika	-	-	-	-	
	14	VALACHOVA Dominika	-	-	-	-	
	19	SMATANIKOVA Jaroslava	-	-	-	-	
Team Totals			3	6	65	74	1.00

Team

Opponent Errors & Team Faults	20
-------------------------------	----

Timing and Results provided by  TISSOT



Match No: 38

Match Statistics  
статистика

Match Duration: 1h 21m  
Attendance: 96


CZE vs SVK  
0 3

Teams	Sets	1	2	3	Total
CZE	0	23	20	16	59
SVK	3	25	25	25	75
Playing Time		25m	26m	24m	1h 15m


First Referee: PIMTHONGKHONBURI Sasiprapa (THA)

Second Referee: CHUNG Shu-Fang (TPE)


SVK - Slovakia

Non-Scoring Dig	Rk	No	Name	Digs	Faults	Receptions	Total Attempts	Avg by Set	
	1	14	VALACHOVA Dominika	9	2	6	17	3.00	
	2	1	KUCIAKOVA Miroslava	7	2	6	15	2.33	
	3	12	STANKOVIANSKA Monika	5	-	2	7	1.67	
	4	17	DUDOVA Katarina	4	-	8	12	1.33	
	5	6	DROBNAKOVA Dominika	3	2	5	10	1.00	
	5	11	ABRHAMOVA Michaela	3	1	3	7	1.00	
	7	16	KUBOVA Paula	2	-	1	3	0.67	
	8	9	PENCOVA Jaroslava	-	1	5	6	0.00	
		2	HUDECOVA Romana	-	-	-	-	-	
		3	KOSOVA Simona	-	-	-	-	-	
		5	SALANCIOVA Erika	-	-	-	-	-	
		19	SMATANIKOVA Jaroslava	-	-	-	-	-	
	<b>Team Totals</b>				33	8	36	77	11.00

Non-Scoring Set	Rk	No	Name	Running Sets	Faults	Still Sets	Total Attempts	Avg by Set	
	1	17	DUDOVA Katarina	33	1	52	86	11.00	
	2	11	ABRHAMOVA Michaela	1	-	6	7	0.33	
	2	9	PENCOVA Jaroslava	1	-	4	5	0.33	
	2	16	KUBOVA Paula	1	-	2	3	0.33	
	2	1	KUCIAKOVA Miroslava	1	-	1	2	0.33	
	6	12	STANKOVIANSKA Monika	-	-	4	4	0.00	
	6	6	DROBNAKOVA Dominika	-	-	2	2	0.00	
	6	14	VALACHOVA Dominika	-	-	1	1	0.00	
		2	HUDECOVA Romana	-	-	-	-	-	
		3	KOSOVA Simona	-	-	-	-	-	
		5	SALANCIOVA Erika	-	-	-	-	-	
		19	SMATANIKOVA Jaroslava	-	-	-	-	-	
	<b>Team Totals</b>				37	1	72	110	12.33

Non-Scoring Reception	Rk	No	Name	Excellents	Faults	Serve Receptions	Total Attempts	Succ %	
	1	6	DROBNAKOVA Dominika	9	1	16	26	34.62	
		1	KUCIAKOVA Miroslava	8	2	6	16		
		14	VALACHOVA Dominika	9	-	4	13		
		2	HUDECOVA Romana	-	-	-	-		
		3	KOSOVA Simona	-	-	-	-		
		5	SALANCIOVA Erika	-	-	-	-		
		9	PENCOVA Jaroslava	-	-	-	-		
		11	ABRHAMOVA Michaela	-	-	-	-		
		12	STANKOVIANSKA Monika	-	-	-	-		
		16	KUBOVA Paula	-	-	-	-		
		17	DUDOVA Katarina	-	-	-	-		
		19	SMATANIKOVA Jaroslava	-	-	-	-		
	<b>Team Totals</b>				26	3	26	55	47.27

LEGEND	Avg	Eff%	Rk	Succ%
	Average	Efficiency	Rank	Success %

Timing and Results provided by  TISSOT



Match No: 41

### Start List

Стартовый список

## THA vs POL

First Referee: PICANCO Paulo (BRA)

Second Referee: VOECK Julie (USA)

### THA - Thailand Red

No.	C/L	Name	Shirt Name	Height m / ft in	Weight kg / lbs	Highest Reach		Date of Birth	Tournament Totals					
						Spike cm	Block cm		Spike	Block	Serve	Total	%	
2	L	PANNOY Piyanut	P. PIYANUT	1.71/5'7"	65/143	280	275	10 NOV 1989						
3		PHANUSIT Em-Orn	P. EM-ORN	1.77/5'10"	66/146	280	275	25 MAR 1988	33	6	1	40	14.71	
4		NUEKJANG Thatdao	N. THATDAO	1.83/6'0"	66/146	305	287	3 FEB 1994	27	2		29	10.66	
6		SITTIRAK Onuma	S. ONUMA	1.75/5'9"	72/159	303	285	13 JUN 1986	44	1	5	50	18.38	
11		HYAPHA Amporn	H. AMPORN	1.80/5'11"	70/154	301	290	19 MAY 1985	7			7	2.57	
12		CHAISRI Tapaphaipun	C. TAPAPHAIPUN	1.68/5'6"	60/132	295	276	29 NOV 1989	35	3	2	40	14.71	
13	C	TOMKOM Nootsara	T. NOOTSARA	1.69/5'7"	57/126	289	278	7 JUL 1985	2		6	8	2.94	
14		BUNDASAK Jarasporn	B. JARASORN	1.80/5'11"	66/146	290	280	1 MAR 1993	1			1	0.37	
15		KANTHONG Malika	K. MALIKA	1.77/5'10"	63/139	310	290	8 JAN 1987	42	9	5	56	20.59	
16		GUEDPARD Pornpun	G. PORNPUN	1.72/5'8"	63/139	287	273	5 MAY 1993	3	1	3	7	2.57	
17		KAMULTHALA Kaewkalaya	K. KAEWKALAYA	1.78/5'10"	66/146	298	281	7 AUG 1994	17	3		20	7.35	
19		KEAWBUNDIT Sontaya	K. SONTAYA	1.77/5'10"	60/132	290	280	9 FEB 1991	13	1		14	5.15	

Head Coach SRISAMUTNAK Nataphon

Assistant Coach SRIWACHARAMAYTAKUL Danai

#### Results in this Universiade

Phase	Opponent	Sets	Points per Set
Preliminary	HKG	3 - 0	25-9, 25-7, 25-16
Preliminary	CHI	3 - 0	25-11, 25-13, 25-13
Preliminary	JPN	3 - 0	28-26, 28-26, 25-20
Quarterfinals	CAN	3 - 0	25-17, 25-16, 26-24
Semifinals	RUS	0 - 3	18-25, 19-25, 18-25

### POL - Poland White

No.	C/L	Name	Shirt Name	Height m / ft in	Weight kg / lbs	Highest Reach		Date of Birth	Tournament Totals				
						Spike cm	Block cm		Spike	Block	Serve	Total	%
2		GREJMAN Anna	Grejman	1.83/6'0"	63/139	307	290	8 JUN 1993	42	11	7	60	20.41
3		SZYMANSKA Marta	Szymanska	1.78/5'10"	62/137	300	280	26 FEB 1986	4	6	2	12	4.08
4		KURNIKOWSKA Natalia	Kurnikowska	1.84/6'0"	68/150	300	285	13 JAN 1992	47	5	9	61	20.75
5		SLIWINSKA Ewa	Sliwinska	1.82/6'0"	68/150	303	289	27 APR 1993	15	4	1	20	6.80
7		LUKASIK Justyna	Lukasik	1.88/6'2"	74/163	305	291	27 JAN 1993	5	1	1	7	2.38
8	C	WILK Dorota	Wilk	1.78/5'10"	66/146	302	285	28 APR 1988	2		1	3	1.02
10		POLEC Katarzyna	Polec	1.90/6'3"	74/163	309	195	13 FEB 1989	28	10	1	39	13.27
11	L	MEDYNSKA Dorota	Dorota	1.70/5'7"	61/134	280	261	25 APR 1993					
14		KALISZUK Tamara	Kaliszuk	1.80/5'11"	76/168	296	292	20 MAR 1990	46	6		52	17.69
15		RACZYNSKA Justyna	Raczynska	1.80/5'11"	72/159	300	280	12 SEP 1987	2	2		4	1.36
16	L	DURAJCZYK Agata	Durajczyk	1.70/5'7"	63/139	280	260	19 AUG 1989					
18		SIKORSKA Aleksandra	Sikorska	1.86/6'1"	71/157	306	286	28 APR 1993	19	13	4	36	12.24

Head Coach POPIK Wieslaw

Assistant Coach GASIOR Rafal

#### Results in this Universiade

Phase	Opponent	Sets	Points per Set
Preliminary	USA	3 - 0	25-17, 25-14, 25-20
Preliminary	RUS	0 - 3	16-25, 15-25, 15-25
Preliminary	CZE	3 - 0	25-23, 25-16, 25-22
Quarterfinals	PRK	3 - 1	14-25, 25-21, 25-21, 25-18
Semifinals	BRA	1 - 3	25-20, 30-32, 19-25, 13-25

#### LEGEND

% Percent of total team scoring C Team Captain L Libero Player

Timing and Results provided by  TISSOT





MON 15 JUL 2013  
17:30  
19:20

Match No: 41

### Match Results

Результат / Отчет о матче

Match Duration: 1h 50m  
Attendance: 1850

## THA vs POL

3 1

Teams	Sets	1	2	3	4	Total
THA	3	25	25	19	25	94
POL	1	19	18	25	20	82
	Playing Time	24m	27m	24m	26m	1h 41m

First Referee: PICANCO Paulo (BRA)

Second Referee: VOECK Julie (USA)

THA - Thailand								
No	C/L	Name	1	2	3	4	5	Pts
2	L	PANNOY Piyanut	L	L	L	L		
3		PHANUSIT Em-Orn	13	13	13	13		2
4		NUEKJANG Thatdao	1	6	1	2		11
6		SITTIRAK Onuma	3	2	3	4		23
11		HYAPHA Amporn	4	3	4	5		5
12		CHAISRI Tapaphaipun	6	5	6	1		14
13	C	TOMKOM Nootsara	2	1	2	3		2
14		BUNDASAK Jarasporn						
15		KANTHONG Malika	5	4	5	6		7
16		GUEDPARD Pornpun	4	4	15	4		
17		KAMULTHALA Kaewkalaya						
19		KEAWBUNDIT Sontaya			4			
Head Coach		SRISAMUTNAK Nataphon						
Assistant Coach		SRIWACHARAMAYTAKUL Danai						

POL - Poland								
No	C/L	Name	1	2	3	4	5	Pts
2		GREJMAN Anna	5	5	5	5		16
3		SZYMANSKA Marta	1	1		8		
4		KURNIKOWSKA Natalia	2	2	2	2		4
5		SLIWINSKA Ewa	3	14	4	4		7
7		LUKASIK Justyna	10	10	3	3		8
8	C	WILK Dorota	14	3	1	1		1
10		POLEC Katarzyna	3	3				3
11	L	MEDYNSKA Dorota	L	L	L	L		
14		KALISZUK Tamara	4	4		5		5
15		RACZYNSKA Justyna	4	4				1
16	L	DURAJCZYK Agata			L	L		
18		SIKORSKA Aleksandra	6	6	6	6		13
Head Coach		POPIK Wieslaw						
Assistant Coach		GASIOR Rafal						

### TEAM AND PLAYER PERFORMANCES

Won	Total Atts	No Name	Scoring Skills	Won	Total Atts	No Name
52	165	<b>Total Team</b>	Spike	41	150	<b>Total Team</b>
20	55	6 SITTIRAK Onuma		14	33	2 GREJMAN Anna
11	39	12 CHAISRI Tapaphaipun		7	28	5 SLIWINSKA Ewa
8	25	4 NUEKJANG Thatdao	Block	5	16	18 SIKORSKA Aleksandra
6	64	<b>Total Team</b>		14	85	<b>Total Team</b>
2	12	6 SITTIRAK Onuma		6	24	18 SIKORSKA Aleksandra
1	12	11 HYAPHA Amporn		3	19	7 LUKASIK Justyna
1	8	13 TOMKOM Nootsara	Serve	2	3	14 KALISZUK Tamara
6	93	<b>Total Team</b>		3	83	<b>Total Team</b>
3	23	12 CHAISRI Tapaphaipun		2	14	18 SIKORSKA Aleksandra
2	11	4 NUEKJANG Thatdao	Opp Error	1	7	7 LUKASIK Justyna
1	16	6 SITTIRAK Onuma		24		<b>Total Team</b>
30		<b>Total Team</b>	<b>Total</b>	82	318	<b>Total Team</b>
94	322	<b>Total Team</b>	<b>Best Scorer</b>	16	51	2 GREJMAN Anna
23	83	6 SITTIRAK Onuma	<b>Fastest Serve</b>	78 km/h		5 SLIWINSKA Ewa
97 km/h		6 SITTIRAK Onuma				

#### LEGEND

Atts Attempts  
L Libero player  
n Starting line-up where n = starting position on court (i.e. positions 1 to 6)  
Opp Opponent

C Team Captain  
L Substitute libero  
nn Substitute where nn = jersey number of out going player  
Pts Points scored

Timing and Results provided by  TISSOT



Match No: 41

### Match Statistics

статистика

Match Duration: 1h 50m  
Attendance: 1850

THA vs POL  
3 1

Teams	Sets	1	2	3	4	Total
THA	3	25	25	19	25	94
POL	1	19	18	25	20	82
Playing Time		24m	27m	24m	26m	1h 41m

First Referee: PICANCO Paulo (BRA)


Second Referee: VOECK Julie (USA)

### THA - Thailand


Scoring Spike

Limit 15.00%

Rk	No	Name	Spikes	Faults	Shots	Total Attempts	Eff %
1	4	NUEKJANG Thatdao	8	1	16	25	28.00
2	6	SITTIRAK Onuma	20	8	27	55	21.82
3	12	CH AISRI Tapaphaipun	11	6	22	39	12.82
	15	KANTHONG Malika	6	7	14	27	
	11	HYAPHA Amporn	4	1	3	8	
	3	PHANUSIT Em-Orn	2	1	3	6	
	13	TOMKOM Nootsara	1	1	3	5	
	2	PANNOY Piyanut	-	-	-	-	
	14	BUNDASAK Jarasporn	-	-	-	-	
	16	GUEDPARD Pornpun	-	-	-	-	
	17	KAMULTHALA Kaewkalaya	-	-	-	-	
	19	KEAWBUNDIT Sontaya	-	-	-	-	
Team Totals			52	25	88	165	16.36

Scoring Block


Rk	No	Name	Kill Blocks	Faults	Rebounds	Total Attempts	Avg by Set
1	6	SITTIRAK Onuma	2	5	5	12	0.50
2	4	NUEKJANG Thatdao	1	4	10	15	0.25
2	11	HYAPHA Amporn	1	3	8	12	0.25
2	13	TOMKOM Nootsara	1	2	5	8	0.25
2	15	KANTHONG Malika	1	4	3	8	0.25
6	12	CH AISRI Tapaphaipun	-	2	3	5	0.00
6	3	PHANUSIT Em-Orn	-	2	2	4	0.00
	2	PANNOY Piyanut	-	-	-	-	
	14	BUNDASAK Jarasporn	-	-	-	-	
	16	GUEDPARD Pornpun	-	-	-	-	
	17	KAMULTHALA Kaewkalaya	-	-	-	-	
	19	KEAWBUNDIT Sontaya	-	-	-	-	
Team Totals			6	22	36	64	1.50

Scoring Service


Rk	No	Name	Aces	Faults	Serve Hits	Total Attempts	Avg by Set
1	12	CH AISRI Tapaphaipun	3	1	19	23	0.75
2	4	NUEKJANG Thatdao	2	3	6	11	0.50
3	6	SITTIRAK Onuma	1	1	14	16	0.25
4	13	TOMKOM Nootsara	-	2	11	13	0.00
4	11	HYAPHA Amporn	-	1	10	11	0.00
4	15	KANTHONG Malika	-	1	10	11	0.00
4	16	GUEDPARD Pornpun	-	-	5	5	0.00
4	19	KEAWBUNDIT Sontaya	-	-	3	3	0.00
	2	PANNOY Piyanut	-	-	-	-	
	3	PHANUSIT Em-Orn	-	-	-	-	
	14	BUNDASAK Jarasporn	-	-	-	-	
	17	KAMULTHALA Kaewkalaya	-	-	-	-	
Team Totals			6	9	78	93	1.50

Team

Opponent Errors & Team Faults	30
-------------------------------	----

Timing and Results provided by  TISSOT



MON 15 JUL 2013  
17:30  
19:20

Match No: 41

### Match Statistics

статистика

Match Duration: 1h 50m  
Attendance: 1850


THA vs POL  
3 1

Teams	Sets	1	2	3	4	Total
THA	3	25	25	19	25	94
POL	1	19	18	25	20	82
Playing Time		24m	27m	24m	26m	1h 41m


First Referee: PICANCO Paulo (BRA)

Second Referee: VOECK Julie (USA)

### THA - Thailand

Non-Scoring Dig


Rk	No	Name	Digs	Faults	Receptions	Total Attempts	Avg by Set
1	2	PANNOY Piyanut	6	8	19	33	1.50
1	6	SITTIRAK Onuma	6	4	17	27	1.50
3	12	CHAI SRI Tapaphaipun	5	-	12	17	1.25
4	15	KANTHONG Malika	4	5	12	21	1.00
4	4	NUEKJANG Thatdao	4	-	5	9	1.00
6	13	TOMKOM Nootsara	1	1	8	10	0.25
7	11	HYAPHA Amporn	-	-	6	6	0.00
7	16	GUEDPARD Pornpun	-	-	2	2	0.00
	3	PHANUSIT Em-Orn	-	-	-	-	-
	14	BUNDASAK Jarasporn	-	-	-	-	-
	17	KAMULTHALA Kaewkalaya	-	-	-	-	-
	19	KEAWBUNDIT Sontaya	-	-	-	-	-
<b>Team Totals</b>			26	18	81	125	6.50

Non-Scoring Set


Rk	No	Name	Running Sets	Faults	Still Sets	Total Attempts	Avg by Set
1	13	TOMKOM Nootsara	39	2	65	106	9.75
2	12	CHAI SRI Tapaphaipun	3	-	9	12	0.75
2	2	PANNOY Piyanut	3	-	7	10	0.75
4	16	GUEDPARD Pornpun	2	-	4	6	0.50
5	15	KANTHONG Malika	1	-	7	8	0.25
5	6	SITTIRAK Onuma	1	-	4	5	0.25
5	11	HYAPHA Amporn	1	-	2	3	0.25
8	4	NUEKJANG Thatdao	-	1	2	3	0.00
8	3	PHANUSIT Em-Orn	-	1	1	2	0.00
	14	BUNDASAK Jarasporn	-	-	-	-	-
	17	KAMULTHALA Kaewkalaya	-	-	-	-	-
	19	KEAWBUNDIT Sontaya	-	-	-	-	-
<b>Team Totals</b>			50	4	101	155	12.50

Non-Scoring Reception

<b>Limit</b> 25.00%

Rk	No	Name	Excellents	Faults	Serve Receptions	Total Attempts	Succ %
1	15	KANTHONG Malika	12	2	13	27	44.44
1	2	PANNOY Piyanut	8	-	10	18	44.44
	6	SITTIRAK Onuma	6	1	7	14	
	12	CHAI SRI Tapaphaipun	7	-	6	13	
	3	PHANUSIT Em-Orn	-	-	-	-	
	4	NUEKJANG Thatdao	-	-	-	-	
	11	HYAPHA Amporn	-	-	-	-	
	13	TOMKOM Nootsara	-	-	-	-	
	14	BUNDASAK Jarasporn	-	-	-	-	
	16	GUEDPARD Pornpun	-	-	-	-	
	17	KAMULTHALA Kaewkalaya	-	-	-	-	
	19	KEAWBUNDIT Sontaya	-	-	-	-	
<b>Team Totals</b>			33	3	36	72	45.83



Match No: 41

### Match Statistics

статистика

Match Duration: 1h 50m  
Attendance: 1850

THA vs POL  
3 1

Teams	Sets	1	2	3	4	Total
THA	3	25	25	19	25	94
POL	1	19	18	25	20	82
Playing Time		24m	27m	24m	26m	1h 41m

First Referee: PICANCO Paulo (BRA)


Second Referee: VOECK Julie (USA)

### POL - Poland


Scoring Spike

Limit 15.00%

Rk	No	Name	Spikes	Faults	Shots	Total Attempts	Eff %
1	2	GREJMAN Anna	14	4	15	33	30.30
2	5	SLIWINSKA Ewa	7	2	19	28	17.86
	4	KURNIKOWSKA Natalia	4	7	19	30	
	18	SIKORSKA Aleksandra	5	-	11	16	
	14	KALISZUK Tamara	3	4	9	16	
	7	LUKASIK Justyna	4	2	4	10	
	10	POLEC Katarzyna	3	2	3	8	
	15	RACZYNSKA Justyna	1	-	5	6	
	8	WILK Dorota	-	-	2	2	
	3	SZYMANSKA Marta	-	-	1	1	
	11	MEDYNSKA Dorota	-	-	-	-	
	16	DURAJCZYK Agata	-	-	-	-	
Team Totals			41	21	88	150	13.33

Scoring Block



Rk	No	Name	Kill Blocks	Faults	Rebounds	Total Attempts	Avg by Set
1	18	SIKORSKA Aleksandra	6	2	16	24	1.50
2	7	LUKASIK Justyna	3	7	9	19	0.75
3	2	GREJMAN Anna	2	3	-	5	0.50
3	14	KALISZUK Tamara	2	-	1	3	0.50
5	8	WILK Dorota	1	3	6	10	0.25
6	4	KURNIKOWSKA Natalia	-	1	7	8	0.00
6	10	POLEC Katarzyna	-	4	2	6	0.00
6	5	SLIWINSKA Ewa	-	1	4	5	0.00
6	3	SZYMANSKA Marta	-	3	-	3	0.00
6	15	RACZYNSKA Justyna	-	1	1	2	0.00
	11	MEDYNSKA Dorota	-	-	-	-	
	16	DURAJCZYK Agata	-	-	-	-	
Team Totals			14	25	46	85	3.50

Scoring Service


Rk	No	Name	Aces	Faults	Serve Hits	Total Attempts	Avg by Set
1	18	SIKORSKA Aleksandra	2	-	12	14	0.50
2	7	LUKASIK Justyna	1	2	4	7	0.25
3	4	KURNIKOWSKA Natalia	-	-	14	14	0.00
3	2	GREJMAN Anna	-	2	11	13	0.00
3	8	WILK Dorota	-	1	8	9	0.00
3	3	SZYMANSKA Marta	-	1	7	8	0.00
3	5	SLIWINSKA Ewa	-	1	7	8	0.00
3	10	POLEC Katarzyna	-	3	3	6	0.00
3	14	KALISZUK Tamara	-	-	2	2	0.00
3	15	RACZYNSKA Justyna	-	-	2	2	0.00
	11	MEDYNSKA Dorota	-	-	-	-	
	16	DURAJCZYK Agata	-	-	-	-	
Team Totals			3	10	70	83	0.75

Team

Opponent Errors & Team Faults	24	2

Timing and Results provided by  TISSOT



MON 15 JUL 2013  
17:30  
19:20

Match No: 41

Match Statistics  
статистика

Match Duration: 1h 50m  
Attendance: 1850


THA vs POL  
3 1

Teams	Sets	1	2	3	4	Total
THA	3	25	25	19	25	94
POL	1	19	18	25	20	82
Playing Time		24m	27m	24m	26m	1h 41m

First Referee: PICANCO Paulo (BRA)

Second Referee: VOECK Julie (USA)

POL - Poland

Non-Scoring Dig


Rk	No	Name	Digs	Faults	Receptions	Total Attempts	Avg by Set
1	11	MEDYNSKA Dorota	10	9	8	27	2.50
2	16	DURAJCZYK Agata	6	2	3	11	1.50
3	2	GREJMAN Anna	3	6	12	21	0.75
3	4	KURNIKOWSKA Natalia	3	2	11	16	0.75
5	5	SLIWINSKA Ewa	1	4	3	8	0.25
5	3	SZYMANSKA Marta	1	1	4	6	0.25
5	10	POLEC Katarzyna	1	-	3	4	0.25
5	15	RACZYNSKA Justyna	1	2	-	3	0.25
9	18	SIKORSKA Aleksandra	-	1	10	11	0.00
9	7	LUKASIK Justyna	-	-	3	3	0.00
9	8	WILK Dorota	-	-	3	3	0.00
9	14	KALISZUK Tamara	-	1	2	3	0.00
<b>Team Totals</b>			26	28	62	116	6.50

Non-Scoring Set



Rk	No	Name	Running Sets	Faults	Still Sets	Total Attempts	Avg by Set
1	3	SZYMANSKA Marta	18	2	37	57	4.50
2	8	WILK Dorota	15	-	39	54	3.75
3	2	GREJMAN Anna	1	-	8	9	0.25
3	7	LUKASIK Justyna	1	-	2	3	0.25
3	18	SIKORSKA Aleksandra	1	-	2	3	0.25
3	16	DURAJCZYK Agata	1	-	1	2	0.25
7	11	MEDYNSKA Dorota	-	-	8	8	0.00
7	14	KALISZUK Tamara	-	-	4	4	0.00
7	5	SLIWINSKA Ewa	-	-	3	3	0.00
7	4	KURNIKOWSKA Natalia	-	-	1	1	0.00
	10	POLEC Katarzyna	-	-	-	-	-
	15	RACZYNSKA Justyna	-	-	-	-	-
<b>Team Totals</b>			37	2	105	144	9.25

Non-Scoring Reception

<b>Limit</b> 25.00%

Rk	No	Name	Excellents	Faults	Serve Receptions	Total Attempts	Succ %
1	4	KURNIKOWSKA Natalia	15	2	15	32	46.88
2	2	GREJMAN Anna	7	2	12	21	33.33
2	11	MEDYNSKA Dorota	7	2	12	21	33.33
	15	RACZYNSKA Justyna	1	-	4	5	-
	3	SZYMANSKA Marta	-	-	-	-	-
	5	SLIWINSKA Ewa	-	-	-	-	-
	7	LUKASIK Justyna	-	-	-	-	-
	8	WILK Dorota	-	-	-	-	-
	10	POLEC Katarzyna	-	-	-	-	-
	14	KALISZUK Tamara	-	-	-	-	-
	16	DURAJCZYK Agata	-	-	-	-	-
	18	SIKORSKA Aleksandra	-	-	-	-	-
<b>Team Totals</b>			30	6	43	79	37.97

LEGEND Avg Average Eff% Efficiency Rk Rank Succ% Success %

Timing and Results provided by  TISSOT





Match No: 42

Start List

Стартовый список

RUS vs BRA

First Referee: KANG Joo Hee (KOR)

Second Referee: BAJCI Peter (SVK)

RUS - Russian Fed. Blue

No.	C/L	Name	Shirt Name	Height m / ft in	Weight kg / lbs	Highest Reach		Date of Birth	Tournament Totals				
						Spike cm	Block cm		Spike	Block	Serve	Total	%
1		BORODAKOVA-BORISENKO Maria	Borodakova	1.90/6'3"	80/176	301	297	8 MAR 1986	9	11	6	26	9.63
2		SALINA Anastasia	Salina	1.81/5'11"	67/148	295	288	30 DEC 1988		1	2	3	1.11
4		ZARYAZHKO Irina	Zaryazhko	1.96/6'5"	78/172	305	300	4 OCT 1991	21	9	1	31	11.48
5		PASYNKOVA Aleksandra	Pasynkova	1.90/6'3"	75/165	313	305	14 APR 1987	33	9	2	44	16.30
8		GONCHAROVA Natalya	Obmochaeva	1.94/6'4"	75/165	315	306	1 JUN 1989	60	7	3	70	25.93
9		BONDAR Kseniia	Bondar	1.90/6'3"	73/161	305	300	1 FEB 1990	7		2	9	3.33
10	C	PANKOVA Ekaterina	Pankova	1.78/5'10"	64/141	290	285	2 FEB 1990	2	1		3	1.11
11		CHAPLINA Victoriia	Chaplina	1.88/6'2"	77/170	301	295	23 OCT 1988	39	9	6	54	20.00
14		DIANSKAYA Natalia	Dianskaya	1.92/6'4"	64/141	310	295	7 MAR 1989		1	2	3	1.11
17		MALYKH Natalia	Malykh	1.87/6'2"	65/143	308	297	8 DEC 1993	18	2		20	7.41
19	L	MALOVA Anna	Malova	1.75/5'9"	72/159	286	290	16 APR 1990					
20		SHLYAKHOVAYA Anastasia	Shlyakhovaya	1.92/6'4"	69/152	313	307	5 OCT 1990	2	3	2	7	2.59

Head Coach MARICHEV Yury

Assistant Coach KURNOSOV Igor

Results in this  
Universiade

Phase	Opponent	Sets	Points per Set
Preliminary	CZE	3 - 0	25-17, 25-17, 25-16
Preliminary	POL	3 - 0	25-16, 25-15, 25-15
Preliminary	USA	3 - 0	25-16, 25-23, 25-19
Quarterfinals	TPE	3 - 0	25-21, 25-17, 25-22
Semifinals	THA	3 - 0	25-18, 25-19, 25-18

BRA - Brazil White

No.	C/L	Name	Shirt Name	Height m / ft in	Weight kg / lbs	Highest Reach		Date of Birth	Tournament Totals				
						Spike cm	Block cm		Spike	Block	Serve	Total	%
1		SANTOS Carla		1.78/5'10"	67/148	294	288	17 JAN 1992	2			2	0.76
2		SILVA Mayhara		1.83/6'0"	73/161	303	297	9 APR 1989	15	7	1	23	8.71
3		SILVA Bruna		1.80/5'11"	76/168	301	292	3 JUL 1989	10	3	3	16	6.06
4		CARRIJO Juliana		1.75/5'9"	71/157	284	272	25 FEB 1992	3		1	4	1.52
5		BIDIAS Regiane		1.90/6'3"	76/168	306	298	2 OCT 1986	46	7	4	57	21.59
6		CIDRAO Sonaly		1.82/6'0"	77/170	295	283	20 JUN 1993					
7		SILVA Ana Carolina		1.84/6'0"	74/163	308	299	8 APR 1991	11	7	6	24	9.09
8	C	FRANCISCO Amanda - Cap		1.81/5'11"	68/150	292	280	16 AUG 1988	37	4	5	46	17.42
9	L	SILVA Tassia		1.70/5'7"	66/146	281	274	3 JUN 1988					
10		MOREIRA Danielle		1.80/5'11"	70/154	295	283	9 SEP 1989	41	4	1	46	17.42
11		FARINEA Natasha		1.88/6'2"	76/168	303	292	8 FEB 1986	25	14	2	41	15.53
12		RATZKE Roberta		1.85/6'1"	76/168	287	279	28 APR 1990	2		3	5	1.89

Head Coach GRINER Helio


Assistant Coach VAN DIJK Spencer

Results in this  
Universiade

Phase	Opponent	Sets	Points per Set
Preliminary	NOR	3 - 0	25-20, 25-17, 25-11
Preliminary	CAN	3 - 0	25-15, 25-15, 25-13
Quarterfinals	JPN	3 - 1	25-21, 25-16, 18-25, 28-26
Semifinals	POL	3 - 1	20-25, 32-30, 25-19, 25-13

LEGEND

% Percent of total team scoring C Team Captain L Libero Player

Timing and Results provided by  TISSOT



MON 15 JUL 2013  
20:00  
22:14

Match No: 42

**Match Results**  
Результат / Отчет о матче

Match Duration: 2h 14m  
Attendance: 4800

**RUS vs BRA**  
3 2

Teams	Sets	1	2	3	4	5	Total
RUS	3	25	25	25	16	15	106
BRA	2	27	21	21	25	10	104
	Playing Time	30m	27m	27m	23m	15m	2h 02m

First Referee: KANG Joo Hee (KOR)

Second Referee: BAJCI Peter (SVK)

RUS - Russian Fed.								
No	C/L	Name	1	2	3	4	5	Pts
1		BORODAKOVA-BORISENKO Maria	2	2	2	2	2	11
2		SALINA Anastasia	8	8	8	8	8	
4		ZARYAZHKO Irina	5					2
5		PASYNKOVA Aleksandra	4	4	4	4	4	10
8		GONCHAROVA Natalya	3	3	3	3	3	31
9		BONDAR Kseniia				5		
10	C	PANKOVA Ekaterina	6	6	6	6	6	6
11		CHAPLINA Victoriia	1	1	1	1	1	13
14		DIANSKAYA Natalia						
17		MALYKH Natalia	10	10	10	10	10	4
19	L	MALOVA Anna	L	L	L	L	L	
20		SHLYAKHOVAYA Anastasia	5	5	5	5	5	3
Head Coach		MARICHEV Yury						
Assistant Coach		KURNOSOV Igor						

BRA - Brazil								
No	C/L	Name	1	2	3	4	5	Pts
1		SANTOS Carla						
2		SILVA Mayhara	4	5	4	5	5	14
3		SILVA Bruna	5	6	5	6	6	23
4		CARRIJO Juliana	3	3	3	3	3	
5		BIDIAS Regiane	3	4	3	4	4	16
6		CIDRAO Sonaly			8	1	1	7
7		SILVA Ana Carolina	2	11			2	1
8	C	FRANCISCO Amanda - Cap	6	1	6			4
9	L	SILVA Tassia	L	L	L	L	L	
10		MOREIRA Danielle	12	12	12	12	12	
11		FARINEA Natasha	1	2	1	2	2	12
12		RATZKE Roberta	2	3	2	3	3	1
Head Coach		GRINER Helio						
Assistant Coach		VAN DIJK Spencer						

**TEAM AND PLAYER PERFORMANCES**

Won	Total Atts	No Name	Scoring Skills	Won	Total Atts	No Name
58	158	<b>Total Team</b>		57	164	<b>Total Team</b>
27	58	8 GONCHAROVA Natalya	Spike	18	45	3 SILVA Bruna
11	35	11 CHAPLINA Victoriia		13	43	5 BIDIAS Regiane
8	35	5 PASYNKOVA Aleksandra		10	16	2 SILVA Mayhara
17	89	<b>Total Team</b>	Block	10	79	<b>Total Team</b>
4	17	8 GONCHAROVA Natalya		3	20	2 SILVA Mayhara
3	17	1 BORODAKOVA-BORISENKO Maria		2	4	6 CIDRAO Sonaly
3	10	10 PANKOVA Ekaterina	2	13	5 BIDIAS Regiane	
5	106	<b>Total Team</b>	Serve	11	104	<b>Total Team</b>
4	21	1 BORODAKOVA-BORISENKO Maria		3	22	11 FARINEA Natasha
1	21	11 CHAPLINA Victoriia		3	9	3 SILVA Bruna
				2	9	6 CIDRAO Sonaly
26		<b>Total Team</b>	Opp Error	26		<b>Total Team</b>
106	353	<b>Total Team</b>		Total	104	347
31	90	8 GONCHAROVA Natalya	Best Scorer	23	64	3 SILVA Bruna
65 km/h		11 CHAPLINA Victoriia	Fastest Serve	86 km/h		3 SILVA Bruna

**LEGEND**

Atts Attempts  
L Libero player  
n Starting line-up where n = starting position on court (i.e. positions 1 to 6)  
Opp Opponent

C Team Captain  
L Substitute libero  
nn Substitute where nn = jersey number of out going player  
Pts Points scored

Timing and Results provided by TISSOT



Match No: 42

### Match Statistics

статистика

Match Duration: 2h 14m  
Attendance: 4800

RUS vs BRA  
3 2

Teams	Sets	1	2	3	4	5	Total
RUS	3	25	25	25	16	15	106
BRA	2	27	21	21	25	10	104
	Playing Time	30m	27m	27m	23m	15m	2h 02m

First Referee: KANG Joo Hee (KOR)

Second Referee: BAJCI Peter (SVK)

### RUS - Russian Fed.

Scoring Spike

Limit 15.00%

Rk	No	Name	Spikes	Faults	Shots	Total Attempts	Eff %
1	8	GONCHAROVA Natalya	27	8	23	58	32.76
2	5	PASYNKOVA Aleksandra	8	5	22	35	8.57
2	11	CHAPLINA Victoriia	11	8	16	35	8.57
	1	BORODAKOVA-BORISENKO Maria	4	-	4	8	
	17	MALYKH Natalia	3	1	4	8	
	20	SHLYAKHOVAYA Anastasia	1	-	4	5	
	10	PANKOVA Ekaterina	3	-	1	4	
	4	ZARYAZHKO Irina	1	-	2	3	
	9	BONDAR Kseniia	-	-	2	2	
	2	SALINA Anastasia	-	-	-	-	
	14	DIANSKAYA Natalia	-	-	-	-	
	19	MALOVA Anna	-	-	-	-	
<b>Team Totals</b>			58	22	78	158	22.78

Scoring Block


Rk	No	Name	Kill Blocks	Faults	Rebounds	Total Attempts	Avg by Set
1	8	GONCHAROVA Natalya	4	6	7	17	0.80
2	1	BORODAKOVA-BORISENKO Maria	3	6	8	17	0.60
2	10	PANKOVA Ekaterina	3	6	1	10	0.60
4	20	SHLYAKHOVAYA Anastasia	2	9	6	17	0.40
4	5	PASYNKOVA Aleksandra	2	4	3	9	0.40
6	11	CHAPLINA Victoriia	1	2	5	8	0.20
6	4	ZARYAZHKO Irina	1	4	2	7	0.20
6	17	MALYKH Natalia	1	2	-	3	0.20
9	9	BONDAR Kseniia	-	-	1	1	0.00
	2	SALINA Anastasia	-	-	-	-	
	14	DIANSKAYA Natalia	-	-	-	-	
	19	MALOVA Anna	-	-	-	-	
<b>Team Totals</b>			17	39	33	89	3.40

Scoring Service


Rk	No	Name	Aces	Faults	Serve Hits	Total Attempts	Avg by Set
1	1	BORODAKOVA-BORISENKO Maria	4	2	15	21	0.80
2	11	CHAPLINA Victoriia	1	4	16	21	0.20
3	8	GONCHAROVA Natalya	-	3	12	15	0.00
3	20	SHLYAKHOVAYA Anastasia	-	3	12	15	0.00
3	5	PASYNKOVA Aleksandra	-	1	13	14	0.00
3	10	PANKOVA Ekaterina	-	-	13	13	0.00
3	4	ZARYAZHKO Irina	-	-	5	5	0.00
3	2	SALINA Anastasia	-	-	1	1	0.00
3	17	MALYKH Natalia	-	-	1	1	0.00
	9	BONDAR Kseniia	-	-	-	-	
	14	DIANSKAYA Natalia	-	-	-	-	
	19	MALOVA Anna	-	-	-	-	
<b>Team Totals</b>			5	13	88	106	1.00

Team

Opponent Errors & Team Faults	26
-------------------------------	----

Timing and Results provided by  TISSOT



MON 15 JUL 2013  
20:00  
22:14

Match No: 42

Match Statistics  
статистика

Match Duration: 2h 14m  
Attendance: 4800


RUS vs BRA  
3 2

Teams	Sets	1	2	3	4	5	Total
RUS	3	25	25	25	16	15	106
BRA	2	27	21	21	25	10	104
	Playing Time	30m	27m	27m	23m	15m	2h 02m

First Referee: KANG Joo Hee (KOR)

Second Referee: BAJCI Peter (SVK)

RUS - Russian Fed.

Non-Scoring Dig


Rk	No	Name	Digs	Faults	Receptions	Total Attempts	Avg by Set
1	19	MALOVA Anna	6	4	12	22	1.20
2	5	PASYNKOVA Aleksandra	5	1	9	15	1.00
3	11	CHAPLINA Victoriia	3	1	9	13	0.60
4	10	PANKOVA Ekaterina	1	2	16	19	0.20
4	8	GONCHAROVA Natalya	1	4	10	15	0.20
6	1	BORODAKOVA-BORISENKO Maria	-	2	4	6	0.00
6	9	BONDAR Kseniia	-	-	3	3	0.00
6	2	SALINA Anastasia	-	1	2	3	0.00
6	20	SHLYAKHOVAYA Anastasia	-	1	2	3	0.00
6	4	ZARYAZHKO Irina	-	-	2	2	0.00
	14	DIANSKAYA Natalia	-	-	-	-	-
	17	MALYKH Natalia	-	-	-	-	-
<b>Team Totals</b>			16	16	69	101	3.20


Non-Scoring Set


Rk	No	Name	Running Sets	Faults	Still Sets	Total Attempts	Avg by Set
1	10	PANKOVA Ekaterina	39	-	72	111	7.80
2	19	MALOVA Anna	5	-	8	13	1.00
3	2	SALINA Anastasia	3	-	5	8	0.60
4	1	BORODAKOVA-BORISENKO Maria	1	-	4	5	0.20
5	5	PASYNKOVA Aleksandra	-	-	3	3	0.00
5	11	CHAPLINA Victoriia	-	-	3	3	0.00
5	8	GONCHAROVA Natalya	-	1	2	3	0.00
5	20	SHLYAKHOVAYA Anastasia	-	-	1	1	0.00
	4	ZARYAZHKO Irina	-	-	-	-	-
	9	BONDAR Kseniia	-	-	-	-	-
	14	DIANSKAYA Natalia	-	-	-	-	-
	17	MALYKH Natalia	-	-	-	-	-
<b>Team Totals</b>			48	1	98	147	9.60

Non-Scoring Reception

<b>Limit</b> 25.00%

Rk	No	Name	Excellents	Faults	Serve Receptions	Total Attempts	Succ %
1	11	CHAPLINA Victoriia	8	4	32	44	18.18
2	5	PASYNKOVA Aleksandra	4	1	21	26	15.38
	19	MALOVA Anna	5	5	10	20	
	9	BONDAR Kseniia	-	1	-	1	
	1	BORODAKOVA-BORISENKO Maria	-	-	-	-	
	2	SALINA Anastasia	-	-	-	-	
	4	ZARYAZHKO Irina	-	-	-	-	
	8	GONCHAROVA Natalya	-	-	-	-	
	10	PANKOVA Ekaterina	-	-	-	-	
	14	DIANSKAYA Natalia	-	-	-	-	
	17	MALYKH Natalia	-	-	-	-	
	20	SHLYAKHOVAYA Anastasia	-	-	-	-	
<b>Team Totals</b>			17	11	63	91	18.68

Timing and Results provided by  TISSOT



MON 15 JUL 2013  
20:00  
22:14

Match No: 42

### Match Statistics

статистика

Match Duration: 2h 14m  
Attendance: 4800

RUS vs BRA  
3 2

Teams	Sets	1	2	3	4	5	Total
RUS	3	25	25	25	16	15	106
BRA	2	27	21	21	25	10	104
	Playing Time	30m	27m	27m	23m	15m	2h 02m

First Referee: KANG Joo Hee (KOR)


Second Referee: BAJCI Peter (SVK)

### BRA - Brazil

Scoring Spike

Limit 15.00%

Rk	No	Name	Spikes	Faults	Shots	Total Attempts	Eff %
1	3	SILVA Bruna	18	9	18	45	20.00
2	5	BIDIAS Regiane	13	6	24	43	16.28
	11	FARINEA Natasha	8	2	9	19	
	8	FRANCISCO Amanda - Cap	4	7	8	19	
	2	SILVA Mayhara	10	4	2	16	
	6	CIDRAO Sonaly	3	2	7	12	
	10	MOREIRA Danielle	-	-	6	6	
	12	RATZKE Roberta	1	1	2	4	
	1	SANTOS Carla	-	-	-	-	
	4	CARRIJO Juliana	-	-	-	-	
	7	SILVA Ana Carolina	-	-	-	-	
	9	SILVA Tassia	-	-	-	-	
Team Totals			57	31	76	164	15.85

Scoring Block



Rk	No	Name	Kill Blocks	Faults	Rebounds	Total Attempts	Avg by Set
1	2	SILVA Mayhara	3	10	7	20	0.60
2	5	BIDIAS Regiane	2	4	7	13	0.40
2	3	SILVA Bruna	2	6	2	10	0.40
2	6	CIDRAO Sonaly	2	1	1	4	0.40
5	11	FARINEA Natasha	1	9	5	15	0.20
6	8	FRANCISCO Amanda - Cap	-	4	7	11	0.00
6	12	RATZKE Roberta	-	2	2	4	0.00
6	10	MOREIRA Danielle	-	1	1	2	0.00
	1	SANTOS Carla	-	-	-	-	
	4	CARRIJO Juliana	-	-	-	-	
	7	SILVA Ana Carolina	-	-	-	-	
	9	SILVA Tassia	-	-	-	-	
Team Totals			10	37	32	79	2.00

Scoring Service


Rk	No	Name	Aces	Faults	Serve Hits	Total Attempts	Avg by Set
1	11	FARINEA Natasha	3	1	18	22	0.60
1	3	SILVA Bruna	3	1	5	9	0.60
3	6	CIDRAO Sonaly	2	-	7	9	0.40
4	5	BIDIAS Regiane	1	1	20	22	0.20
4	2	SILVA Mayhara	1	2	11	14	0.20
4	7	SILVA Ana Carolina	1	1	4	6	0.20
7	12	RATZKE Roberta	-	1	12	13	0.00
7	8	FRANCISCO Amanda - Cap	-	2	3	5	0.00
7	4	CARRIJO Juliana	-	-	4	4	0.00
	1	SANTOS Carla	-	-	-	-	
	9	SILVA Tassia	-	-	-	-	
	10	MOREIRA Danielle	-	-	-	-	
Team Totals			11	9	84	104	2.20

Team
Opponent Errors & Team Faults

26	2
----	---

Timing and Results provided by  TISSOT





MON 15 JUL 2013  
20:00  
22:14

Match No: 42

Match Statistics  
статистика

Match Duration: 2h 14m  
Attendance: 4800


RUS vs BRA  
3 2

Teams	Sets	1	2	3	4	5	Total
RUS	3	25	25	25	16	15	106
BRA	2	27	21	21	25	10	104
	Playing Time	30m	27m	27m	23m	15m	2h 02m

First Referee: KANG Joo Hee (KOR)

Second Referee: BAJCI Peter (SVK)

BRA - Brazil

Non-Scoring Dig


Rk	No	Name	Digs	Faults	Receptions	Total Attempts	Avg by Set
1	9	SILVA Tassia	3	5	21	29	0.60
2	8	FRANCISCO Amanda - Cap	2	3	10	15	0.40
2	11	FARINEA Natasha	2	1	4	7	0.40
4	3	SILVA Bruna	1	3	16	20	0.20
4	5	BIDIAS Regiane	1	2	13	16	0.20
4	6	CIDRAO Sonaly	1	2	7	10	0.20
4	12	RATZKE Roberta	1	3	6	10	0.20
4	2	SILVA Mayhara	1	-	2	3	0.20
9	10	MOREIRA Danielle	-	-	3	3	0.00
9	4	CARRIJO Juliana	-	-	2	2	0.00
	1	SANTOS Carla	-	-	-	-	-
	7	SILVA Ana Carolina	-	-	-	-	-
<b>Team Totals</b>			12	19	84	115	2.40

Non-Scoring Set



Rk	No	Name	Running Sets	Faults	Still Sets	Total Attempts	Avg by Set
1	12	RATZKE Roberta	45	1	76	122	9.00
2	4	CARRIJO Juliana	3	-	8	11	0.60
3	9	SILVA Tassia	2	-	6	8	0.40
4	2	SILVA Mayhara	1	-	3	4	0.20
4	11	FARINEA Natasha	1	-	2	3	0.20
6	8	FRANCISCO Amanda - Cap	-	-	2	2	0.00
6	3	SILVA Bruna	-	-	1	1	0.00
6	5	BIDIAS Regiane	-	-	1	1	0.00
6	6	CIDRAO Sonaly	-	-	1	1	0.00
	1	SANTOS Carla	-	-	-	-	-
	7	SILVA Ana Carolina	-	-	-	-	-
	10	MOREIRA Danielle	-	-	-	-	-
<b>Team Totals</b>			52	1	100	153	10.40

Non-Scoring Reception

<b>Limit</b> 25.00%

Rk	No	Name	Excellents	Faults	Serve Receptions	Total Attempts	Succ %
1	5	BIDIAS Regiane	9	3	41	53	16.98
	9	SILVA Tassia	5	-	15	20	
	8	FRANCISCO Amanda - Cap	4	1	7	12	
	6	CIDRAO Sonaly	-	1	1	2	
	2	SILVA Mayhara	-	-	1	1	
	1	SANTOS Carla	-	-	-	-	
	3	SILVA Bruna	-	-	-	-	
	4	CARRIJO Juliana	-	-	-	-	
	7	SILVA Ana Carolina	-	-	-	-	
	10	MOREIRA Danielle	-	-	-	-	
	11	FARINEA Natasha	-	-	-	-	
	12	RATZKE Roberta	-	-	-	-	
<b>Team Totals</b>			18	5	65	88	20.45

LEGEND Avg Average Eff% Efficiency Rk Rank Succ% Success %

Timing and Results provided by  TISSOT



**Official Communication**  
Официальное сообщение

**Video recording by teams**

Item: 1

**Video cameras**

**Summary:**

The FISU Technical Committee for Volleyball has re-examined the regulation regarding placement of team video cameras on the team statistician table during matches. Teams will be allowed to place one team video camera on the team statistician table by attaching it to the laptop computer or on a small tripod.

The camera:

- must be placed on the statistician's table
- may be raised to a maximum height of 50 cm above the statistician's table

Any camera that does not meet these requirements must be placed in the team video area.

Mark Tennant

FISU Delegate for Volleyball

Issued by: FISU  
Time: 18:24  
Date: 2013/07/08

This decision affects:

RESULTS	<input type="checkbox"/>
SCHEDULE	<input type="checkbox"/>
OTHER	<input checked="" type="checkbox"/>



**Official Communication**  
Официальное сообщение

**MESSAGE TO ALL TEAMS**

Item: 2

**INFORMATION**

**Summary:**

MESSAGE TO ALL TEAMS

Player Accessories

The FISU Technical Committee for Volleyball will strictly enforce the FIVB Regulations regarding team uniforms

FIVB Sport Regulations (2013 edition)

Regulation A 3.1.7

“Undergarments must not be visible under the uniform (shorts or jersey) and in any event must be of the same color with the uniform”

Regulation 4.9.9

“Body suits or other similar garments should not exceed the length of the shorts or shirts. Medical supports may be authorized by the Referees, but body suits are not to be considered as medical supports.”

Medical supports will be approved only if a written letter is presented to the Jury member of the Control Committee prior to the start of the official match protocol.

The first incident will result in a “warning” recorded on the scoresheet. In case of a repetition the team will be sanctioned according to the present Regulations.

Mark Tennant and Melanie Sanford

FISU Technical Delegates for Volleyball

Issued by: FISU  
Time: 23:36  
Date: 2013/07/11

This decision affects: RESULTS   
SCHEDULE   
OTHER



Official Communication  
Официальное сообщение

MESSAGE TO ALL TEAMS (Daily Bulletin – Friday, July 12)

Item: 3

Training Schedule – Saturday, July 13

Summary:

MEN

Team Time Venue

AUS 20:00 – 21:00 Moskva  
BLR 20:00 – 21:00 Tezuche  
BRA 11:00 – 12:00 Moskva  
CAN 10:00 – 11:00 Saint Petersburg (Warm up court)  
CHI 13:00 – 14:00 Moskva  
CHN 09:00 – 10:00 Zilant  
EST 10:00 – 11:00 Moskva  
HKG 18:00 – 19:00 Vatan  
JPN 12:00 – 13:00 Moskva  
KOR 19:00 – 20:00 Tezuche  
LAT 09:00 – 10:00 Moskva  
MAC 18:00 – 19:00 Triumph  
MEX 09:00 – 10:00 Tezuche  
POL 19:00 – 20:00 Moskva  
SUI 10:00 – 11:00 Tezuche  
RUS 11:00 – 12:00 Tezuche  
CZE 12:00 – 13:00 Tezuche  
THA 13:00 – 14:00 Tezuche  
UAE 12:00 – 13:30 Vatan  
UKR 10:00 – 11:00 Saint Petersburg (Main court)  
USA 09:00 – 10:00 Saint Petersburg (Main court)

WOMEN

Team Time Venue

BRA 09:00 – 10:00 Tulpar  
CAN 09:00 – 10:00 Saint Petersburg (Warm up court)  
CHI 10:00 – 11:00 Triumph  
CZE 10:00 – 11:00 Vatan  
CHN 12:00 – 13:30 Triumph  
HKG 11:00 – 12:00 Triumph  
JPN 18:00 – 19:00 Moskva  
NOR 09:00 – 10:00 Norway  
POL 09:00 – 10:00 Bustan  
PRK 18:00 – 19:00 Tezuche  
RUS 10:00 – 11:00 Bustan  
SVK 11:00 – 12:00 Vatan  
TPE 09:00 – 10:00 Vatan  
THA 10:00 – 11:00 Tulpar  
USA 09:00 – 10:00 Olimpiets

Mark Tennant and Melanie Sanford  
FISU Technical Delegates for Volleyball



Official Communication  
Официальное сообщение

MESSAGE TO ALL TEAMS

Item: 4

Training Schedule – Sunday, July 14

Summary:

MEN

Team Time Venue

AUS 10:00 – 11:00 Bustan  
BLR 10:00 – 11:00 Tezuche  
BRA 09:00 – 10:00 Tezuche  
CAN 20:00 – 21:00 Moskva  
CHI 12:00 – 13:00 Moskva  
CHN 11:00 – 12:30 Bustan  
EST 12:00 – 13:00 Tezuche  
HKG 09:00 – 10:00 Bustan  
JPN 11:00 – 12:00 Moskva  
KOR 20:00 – 21:00 Tezuche  
LAT 10:00 – 11:00 Moskva  
MEX 10:00 – 11:00 Tulpar  
POL 10:00 – 11:00 Zilant  
SUI 12:00 – 13:00 Vatan  
RUS 11:00 – 12:00 Tezuche  
CZE 09:00 – 10:00 Moskva  
THA 12:00 – 13:00 Triumph  
UAE 09:00 – 10:00 Tulpar  
UKR 10:00 – 11:00 Saint Petersburg (Warm up court)

WOMEN

Team Time Venue

BRA 17:00 – 18:30 Moskva  
CAN 09:00 – 10:00 Triumph  
CHI 10:00 – 11:00 Vatan  
CZE 11:00 – 12:00 Vatan  
CHN 09:00 – 10:00 Zilant  
HKG 10:00 – 11:00 Triumph  
JPN 09:00 – 10:00 Vatan  
POL 15:30 – 17:00 Moskva  
RUS 17:00 – 18:30 Tezuche  
SVK 11:00 – 12:00 Triumph  
THA 15:30 – 17:00 Tezuche  
USA 09:00 – 10:00 Saint Petersburg (Warm up court)

Mark Tennant and Melanie Sanford  
FISU Technical Delegates for Volleyball





Official Communication  
Официальное сообщение

MESSAGE TO ALL TEAMS

Item: 5

Training Schedule – Monday, July 15

Summary:

MEN

Team	Time	Venue
AUS	09:00 – 10:00	Moskva
BLR	10:00 – 11:00	Tezuche
CAN	09:00 – 10:00	Bustan
CHI	09:00 – 10:00	Tezuche
EST	10:00 – 11:00	Moskva
JPN	11:00 – 12:30	Zilant
LAT	09:00 – 10:00	Tulpar
MEX	10:00 – 11:00	Tulpar
POL	12:30 – 14:00	Bustan
SUI	09:00 – 10:00	Saint Petersburg (Warm up court)
RUS	12:30 – 14:00	Zilant
CZE	09:00 – 10:00	Zilant
THA	10:00 – 11:00	Saint Petersburg (Warm up court)
UKR	11:00 – 12:30	Bustan

WOMEN

Team	Time	Venue
BRA	11:00 – 12:00	Tulpar
POL	10:00 – 11:00	Bustan
RUS	11:00 – 12:00	Saint Petersburg (Warm up court)
THA	10:00 – 11:00	Zilant

Mark Tennant and Melanie Sanford  
FISU Technical Delegates for Volleyball



**Official Communication**  
Официальное сообщение

**MESSAGE TO ALL TEAMS**

Item: 6

**Training Schedule – Monday, July 16 Tuesday**

**Summary:**

MEN

Team	Time	Venue
JPN	10:00 – 11:00	Saint Petersburg (Central court)
POL	13:00 – 14:00	Saint Petersburg (Central court)
RUS	12:00 – 13:00	Saint Petersburg (Central court)
UKR	11:00 – 12:00	Saint Petersburg (Central court)

Mark Tennant and Melanie Sanford  
FISU Technical Delegates for Volleyball

## Official Communication

Официальное сообщение

### INDIVIDUAL BEST PLAYER AWARDS

Item: 7

To: All Men's and Women's Volleyball Teams participating in 2013 Summer Universiade Men's and Women's Volleyball competitions.

The FISU Technical Committee for Volleyball would like to congratulate all the teams, and particularly the four Men's and four Women's championship finalist teams on their excellent performances throughout the 27<sup>th</sup> Universiade Men's and Women's Volleyball Tournaments in Kazan, Russia.

The games were terrific. It is a great feeling to know that we are working with very accomplished athletes and coaches that not only perform at a world class level but do it in the true spirit of good sportsmanship. Thank you, you do the sport of Volleyball proud.

Congratulations to the athletes that earned the Individual Awards for their exceptional performances:

Women				
<u>Award</u>	<u>Player</u>	<u>Number</u>	<u>Team</u>	
Most Valuable Player	Natalya GONCHAROVA	8	RUS	
Top Scorer	Jin Sim JONG	3	PRK	
Best Server	Jin Sim JONG	3	PRK	
Best Spiker	Natalya GONCHAROVA	8	RUS	
Best Blocker	Natasha FARINEA	11	BRA	
Best Setter	Juliana CARRUO	4	BRA	
Best Receiver	Tapaphaipun CHAISRI	12	THA	
Best Digger	Pianut PANNOY	2	THA	

Men				
<u>Award</u>	<u>Player</u>	<u>Number</u>	<u>Team</u>	
Most Valuable Player	Denis BIRUYKOV	8	RUS	
Top Scorer	Grzegorz BOCIEK	12	POL	
Best Server	Maksim ZHIGALOV	17	RUS	
Best Spiker	Denis BIRUYKOV	8	RUS	
Best Blocker	Lucas Joshua VANBERKEL	12	CAN	
Best Setter	Hideomi FUKATSU	5	JPN	
Best Receiver	Jan VACLAVIK	2	CZE	
Best Digger	Taichiro KOGA	3	JPN	

Our special thanks to the thirty seven international volleyball referees that accompanied the teams. Their technical expertise and experience allowed the teams to compete fairly at a high level in a total of one hundred and seventeen matches.

Finally and most importantly we wish to thank the Organizing Committee and the hundreds of volunteers and staff whose friendly and enthusiastic work provided the athletes with the best possible conditions on and off the Volleyball court.

We wish all players, coaches, and officials future success and hope to meet you again at the 2015 Universiade in Gwangju, Korea.

Mark Tennant and Melanie Sanford  
FISU Technical Delegates for Volleyball